







CATALOGUE  
OF THE  
COLLECTION  
OF  
BIRDS' EGGS  
IN THE  
BRITISH MUSEUM.

VOLUME V.

LONDON:  
PRINTED BY ORDER OF THE TRUSTEES,  
1912.

*(All rights reserved.)*

PRINTED BY TAYLOR AND FRANCIS,  
RED LION COURT, FLEET STREET.

CATALOGUE  
OF THE  
COLLECTION  
OF  
BIRDS' EGGS  
IN THE  
BRITISH MUSEUM  
(NATURAL HISTORY).

VOLUME V.<sup>1</sup>  
CARINATÆ (PASSERIFORMES completed).

BY  
W. R. OGILVIE-GRANT.

*W. R. Ogilvie-Grant*

LONDON:  
PRINTED BY ORDER OF THE TRUSTEES.  
SOLD BY  
LONGMANS, GREEN & Co., 59 PATERNOSTER ROW, E.C.;  
B. QUARITCH, 11 GRAFTON STREET, NEW BOND STREET, W.;  
DULAU & Co., LTD., 37 SOHO SQUARE, W.;  
AND AT THE  
BRITISH MUSEUM (NATURAL HISTORY), CROMWELL ROAD, S.W.

1912.





## P R E F A C E.

THE present volume, which brings the Catalogue of Birds' Eggs to a conclusion, has been retarded in its preparation by more than one cause. The principal reason for the delay in its appearance has been the large amount of additional work which was thrown on Mr. W. R. Ogilvie-Grant, the author, by the death of Dr. R. Bowdler Sharpe at the end of 1909. The administration of the Bird Room, the incorporation of large collections and the re-arrangement of the material already in hand, the planning of new Expeditions and the conduct of the voluminous correspondence involved by these fresh departures, added to the duty of dealing with the ceaseless stream of enquirers who visit or write to the Bird Room, might in themselves have been sufficient to have filled up all the available time. Mr. Ogilvie-Grant has done his work under considerable difficulties, and the delay has been unavoidable.

SIDNEY F. HARMER,  
*Keeper of Zoology.*

British Museum (Natural History),  
London,  
September 13, 1912.



## AUTHOR'S PREFACE.

---

In one or two instances only does the nomenclature used in the present volume differ from that followed in the fifth volume of the 'Hand-list of the Genera and Species of Birds.' The delay in the publication of the latter work greatly retarded the present volume of the Catalogue of Birds' Eggs which was commenced in 1906, the year in which the late Dr. Sharpe hoped to complete his Hand-list. Thus it happened that in the first sheets of the present work ("B-K") which were printed concurrently with the Hand-list, the date of that work is wrongly referred to as 1906; likewise in sheets "L-N" and "P" it is again wrongly quoted as 1908. Dr. Sharpe, at that time in failing health, was unable to complete the work as quickly as he had anticipated and it was not until 1909, shortly before his death, that the fifth volume of the Hand-list was actually published. Since that time the extra amount of official duties which have fallen to my share has rendered the completion of the present volume a slow and somewhat difficult matter.

During the progress of this volume through the press several important collections of eggs have been added to the Museum series, the principal of these being the large and very valuable Palearctic collection presented by Mr. W. Radcliffe Saunders and the South American collection presented by Mr. Ernest Gibson, while many smaller but valuable series from the Andaman Islands, various parts of Africa, Australia, etc., have been acquired by purchase or exchange.

The MS. for this volume was commenced years ago by the late Mr. E. W. Oates, but was never completed, and the great additions

to the collection of eggs, as well as the recognition in the Hand-list of many more species and sub-species, has made it necessary to rewrite almost the whole volume.

The total number of species dealt with in the present volume is 1117, and the number of eggs catalogued 19,283, as shown in the following table :—

Family.	No. of species.	No. of specimens of eggs.
Zosteropidæ . . . . .	20	186
Dicæidæ . . . . .	17	103
Nectariniidæ . . . . .	48	281
Meliphagidæ . . . . .	70	546
Mniotiltidæ . . . . .	38	338
Motacillidæ . . . . .	59	2292
Alaudidæ . . . . .	85	1278
Fringillidæ . . . . .	297	6296
Cœrebidæ . . . . .	13	48
Tanagridæ . . . . .	47	174
Ploceidæ . . . . .	130	2093
Icteridæ . . . . .	73	1074
Sturnidæ . . . . .	33	888
Enlabetidæ . . . . .	23	183
Oriolidæ . . . . .	14	242
Dicuridæ . . . . .	18	505
Paradisidæ . . . . .	15	24
Corvidæ . . . . .	110	2704
Streperidæ . . . . .	7	28
Total . . . . .	<u>1117</u>	<u>19,283</u>

W. R. OGILVIE-GRANT.

16th August, 1912.

# SYSTEMATIC INDEX.

## Sub-Class **CARINATÆ.**

### Order **PASSERIFORMES** (continued).

#### Sub-Order **ACROMYODI** (continued).

#### *Passeres Normales* (continued).

#### Family **ZOSTEROPIDÆ.**

	Page
Zosterops, <i>Vig. &amp; Horsf.</i> . . . . .	1
japonica, <i>Temm. &amp; Schleg.</i> . . . . .	1
gouldi, <i>Bonap.</i> . . . . .	2
sundevalli, <i>Hartl.</i> . . . . .	2
xanthochroa, <i>Gray</i> . . . . .	2
ceylonensis, <i>Holdsw.</i> . . . . .	3
annulosa, <i>Swains.</i> . . . . .	3
madagascariensis ( <i>Gmel.</i> ) . . . . .	3
palpebrosa ( <i>Temm.</i> ) . . . . .	3
aureiventer, <i>Hume</i> . . . . .	4
basiliana, <i>Steere</i> . . . . .	4
simplex, <i>Swinh.</i> . . . . .	4
stejnegeri, <i>Seeböhm</i> . . . . .	5
natalis, <i>Lister</i> . . . . .	5
aignani, <i>Hartert</i> . . . . .	5
flavifrons ( <i>Gmel.</i> ) . . . . .	6
owstoni, <i>Hartert</i> . . . . .	6
hypoxantha, <i>Salvad.</i> . . . . .	6
lateralis ( <i>Lath.</i> ) . . . . .	6
flaviceps, <i>Pcalc</i> . . . . .	7
tenuirostris, <i>Gould</i> . . . . .	7

#### Family **DICÆPIDÆ.**

Dicaeum, <i>Cuvier</i> . . . . .	7
cruentatum ( <i>Linn.</i> ) . . . . .	7
nigrimentum, <i>Salvad.</i> . . . . .	8
hirundinaceum ( <i>Shaw</i> ) . . . . .	8
hæmostictum, <i>Sharpe</i> . . . . .	8

	Page
trigonostigma ( <i>Scop.</i> ) . . . . .	8
cinereigulare, <i> Tweed.</i> . . . . .	9
chrysorrhœum, <i>Temm.</i> . . . . .	9
concolor, <i>Jerdon</i> . . . . .	9
olivaceum, <i>Walden</i> . . . . .	9
erythrorhynchum ( <i>Lath.</i> ) . . . . .	10
Pardalotus, <i>Vieill.</i> . . . . .	10
ornatus, <i>Temm.</i> . . . . .	10
allinis, <i>Gould</i> . . . . .	10
punctatus ( <i>Shaw</i> ) . . . . .	11
melanocephalus, <i>Gould</i> . . . . .	11
quadragintus, <i>Gould</i> . . . . .	12
Piprisoma, <i>Blyth</i> . . . . .	12
squalidum ( <i>Burton</i> ) . . . . .	12
Melanocharis, <i>Selater</i> . . . . .	12
striativentris, <i>Salvad.</i> . . . . .	12

#### Family **NECTARINIDÆ.**

Hedydipna, <i>Cab.</i> . . . . .	13
metallica ( <i>Licht.</i> ) . . . . .	13
Nectarinia, <i>Illiger</i> . . . . .	13
famosa ( <i>Linn.</i> ) . . . . .	13
Chalcostetha, <i>Cab.</i> . . . . .	14
pectoralis ( <i>Temm.</i> ) . . . . .	14
Æthopyga, <i>Cab.</i> . . . . .	14
vigorsi, <i>Sykes</i> . . . . .	14
seheria ( <i>Tickell</i> ) . . . . .	14
siparaja ( <i>Raffles</i> ) . . . . .	15
magnifica, <i>Sharpe</i> . . . . .	15
ignicauda ( <i>Hodgs.</i> ) . . . . .	16
gouldia ( <i>Vig.</i> ) . . . . .	16
dabryi ( <i>Ferr.</i> ) . . . . .	16
bella, <i>Tweed.</i> . . . . .	16
Eudrepanis, <i>Sharpe</i> . . . . .	17
pulcherrima, <i>Sharpe</i> . . . . .	17
Arachneclithra, <i>Cab.</i> . . . . .	17
asiatica ( <i>Lath.</i> ) . . . . .	17
lotenia ( <i>Linn.</i> ) . . . . .	18

	Page		Page
<i>Leptocoma, Cab.</i>	18	<i>rubratra (Less.)</i>	34
<i>minima, Syles</i>	18	<i>nigriventris, Peale</i>	34
<i>hasselti (Temm.)</i>	19	<i>sanguinolenta (Lath.)</i>	34
<i>zeylonica (Linn.)</i>	19	<i>nigra, Gould</i>	35
<i>Hermotimia, Reichenb.</i>	19	<i>obscura, Gould</i>	35
<i>corinna, Salvad.</i>	19	<i>Acanthorhynchus, Gould</i>	35
<i>christianæ (Tristram)</i>	20	<i>tenuirostris (Lath.)</i>	35
<i>aspasioides (Gray)</i>	20	<i>superciliosus, Gould</i>	36
<i>Cinnyris, Cab.</i>	20	<i>Glyciphila, Swains.</i>	36
<i>eupreus (Shaw)</i>	20	<i>melanops (Lath.)</i>	36
<i>notatus (P. L. S. Müll.)</i>	21	<i>albifrons, Gould</i>	36
<i>habessinicus (H. &amp; E.)</i>	21	<i>modesta, Gray</i>	37
<i>erythrocerus (Hartl.)</i>	21	<i>Conopophila, Reichenb.</i>	37
<i>mariquensis (Smith)</i>	22	<i>albigularis (Gould)</i>	37
<i>osiris (Finsch)</i>	22	<i>rufigularis (Gould)</i>	37
<i>osea, Bonap.</i>	22	<i>Certhionyx, Less.</i>	38
<i>leucogaster (Vieill.)</i>	23	<i>variegatus, Less.</i>	38
<i>soumanga (Gmel.)</i>	23	<i>Meliphaga, Lincin</i>	38
<i>afer (Linn.)</i>	23	<i>phrygia (Lath.)</i>	38
<i>chalybea (Linn.)</i>	24	<i>Melilestes, Salvad.</i>	38
<i>Chalcomitra, Reichenb.</i>	24	<i>poliopterus, Sharpe</i>	38
<i>acik (Autin.)</i>	24	<i>Melipotes, Selater</i>	39
<i>gutturialis (Linn.)</i>	24	<i>fumigatus, A. B. Meyer</i>	39
<i>amethystina (Shaw)</i>	25	<i>Melirrhophetes, A. B. Meyer</i>	39
<i>Elaeocerthia, Reichenb.</i>	25	<i>batesi, Sharpe</i>	39
<i>fusca (Vieill.)</i>	25	<i>Stigmatops, Gould</i>	39
<i>Cyrtostomus, Cab.</i>	26	<i>ocularis (Gould)</i>	39
<i>flamaxillaris (Blyth)</i>	26	<i>Ptilotis, Swains.</i>	40
<i>andamanicus (Hume)</i>	26	<i>carunculata (Gmel.)</i>	40
<i>jugularis (Linn.)</i>	27	<i>procerior, Finsch &amp; Hartl.</i>	40
<i>frenatus (S. Müll.)</i>	27	<i>analoga, Reichenb.</i>	41
<i>aurora, Tweedl.</i>	28	<i>orientalis, A. B. Meyer</i>	41
<i>pectoralis (Horsf.)</i>	28	<i>gracilis, Gould</i>	41
<i>zenobia (Less.)</i>	28	<i>sharpæi, Rothsch. &amp; Hartert</i>	42
<i>Arachnothera, Temm.</i>	29	<i>fusca (Gould)</i>	42
<i>longirostris (Lath.)</i>	29	<i>chrysotis (Lath.)</i>	42
<i>magna (Hodys.)</i>	29	<i>provocator, Layard</i>	42
<i>everetti, Sharpe</i>	30	<i>sonora, Gould</i>	43
<i>Anthothreptes, Swains.</i>	30	<i>chrysops (Lath.)</i>	43
<i>collaris (Vieill.)</i>	30	<i>flavicollis (Vieill.)</i>	44
<i>malaccensis (Scop.)</i>	30	<i>leucotis (Lath.)</i>	44
<i>Chalcoparia, Cab.</i>	31	<i>auricomis (Lath.)</i>	45
<i>phœnicotis (Temm.)</i>	31	<i>cratitia, Gould</i>	45
		<i>ornata, Gould</i>	45
		<i>plumula, Gould</i>	46
		<i>penicillata (Gould)</i>	46
		<i>leilavalensis, North</i>	47
Family MELIPHAGIDÆ.		<i>Xanthotis, Reichenb.</i>	47
<i>Melithreptes, Vieill.</i>	31	<i>lessoni, Sharpe</i>	47
<i>atricapillus (Lath.)</i>	31	<i>Ptiloprora, De Vis.</i>	47
<i>albigularis, Gould</i>	32	<i>guisei, De Vis</i>	47
<i>gularis, Gould</i>	32	<i>Meliornis, Gray</i>	48
<i>validirostris, Gould</i>	33	<i>pyrrhoptera (Lath.)</i>	48
<i>brevirostris, Vig. &amp; Horsf.</i>	33	<i>novæ-hollandiæ (Lath.)</i>	48
<i>melanocephalus, Gould</i>	33	<i>longirostris (Gould)</i>	49
<i>Plectorhamphus, Gray</i>	33	<i>sericea (Gould)</i>	49
<i>lanceolatus, Gould</i>	33		
<i>Myzomela, Vig. &amp; Horsf.</i>	34		

	Page		Page
mystacalis (Gould) . . . . .	49	Oporornis, Baird . . . . .	66
Anthornis, Gray . . . . .	50	formosa (Wils.) . . . . .	66
melanura (Sparm.) . . . . .	50	Siurus, Swains. . . . .	67
melanocephala, Gray . . . . .	50	auricapillus (Linn.) . . . . .	67
Prothemadera, Gray . . . . .	51	motacilla (Vieill.) . . . . .	67
novæ-zealandiæ (Gmel.) . . . . .	51	noveboracensis (Gmel.) . . . . .	67
Manorhina, Vieill. . . . .	51	Geothlypis, Cab. . . . .	68
melanophrys (Lath.) . . . . .	51	trichas (Linn.) . . . . .	68
Myzantha, Vig. & Horsf. . . . .	51	occidentalis, Brewst. . . . .	68
garrula (Lath.) . . . . .	51	cucullata (Lath.) . . . . .	69
obscura, Gould . . . . .	52	Icteria, Vieill. . . . .	69
flavigula, Gould . . . . .	53	viridis (Gmel.) . . . . .	69
lutea, Gould . . . . .	53	longicauda, Lawr. . . . .	69
Acanthocheera, Vig. & Horsf. . . . .	54	Granatellus, Bonap. . . . .	70
carunculata (Lath.) . . . . .	54	sallæi, Bonap. . . . .	70
inauris (Gould) . . . . .	55	Wilsonia, Bonap. . . . .	70
Anellobia, Cab. . . . .	55	mitrata (Gmel.) . . . . .	70
chrysoptera (Lath.) . . . . .	55	chryseola, Ridgw. . . . .	71
Acanthogenys, Gould . . . . .	55	canadensis (Linn.) . . . . .	71
rufigularis, Gould . . . . .	55	Setophaga, Swains. . . . .	71
Entomyza, Swains. . . . .	56	rutcilla (Linn.) . . . . .	71
cyanotis (Lath.) . . . . .	56	Myioborus, Baird . . . . .	72
Tropidorhynchus, Vig. & Horsf. . . . .	56	verticalis (Laftr. & D'Orb.) . . . . .	72
subtuberosus, Hartert . . . . .	56	aurantiacus (Baird) . . . . .	72
argenteiceps, Gould . . . . .	57	torquatus (Baird) . . . . .	72
bucerooides (Swains.) . . . . .	57	chrysops, Salvin . . . . .	73
corniculatus (Lath.) . . . . .	57	Myiothlypis, Cab. . . . .	73
Philemon, Vieill. . . . .	58	nigricristatus (Laftr.) . . . . .	73
citreularis (Gould) . . . . .	58	Basileuterus, Cab. . . . .	73
cockerelli, Scl. . . . .	58	coronatus (Tschudi) . . . . .	73
		leucopygius, Scl. & Salr. . . . .	74

## Family MNIOTILTIDÆ.

Mniotilta, Vieill. . . . .	59
varia (Linn.) . . . . .	59
Helminthoherus, Rafinesque . . . . .	59
vernivorus (Gmel.) . . . . .	59
Protonotaria, Baird . . . . .	60
citrea (Bodd.) . . . . .	60
Vernivora, Swains. . . . .	60
pinus (Linn.) . . . . .	60
celata (Say) . . . . .	60
rubricapilla (Wils.) . . . . .	61
Parula, Bonap. . . . .	61
americana (Linn.) . . . . .	61
Dendroeca, Gray . . . . .	62
æstiva (Gmel.) . . . . .	62
bartholemica, Sunder. . . . .	63
maculosa (Gmel.) . . . . .	63
cærulescens (Gmel.) . . . . .	63
coronata (Linn.) . . . . .	64
chrysoptaria, Scl. & Salr. . . . .	64
pennsylvanica (Linn.) . . . . .	64
striata, Forst. . . . .	65
vigorsii (Audub.) . . . . .	65
discolor, Vieill. . . . .	66

## Family MOTACILLIDÆ.

Motacilla, Linn. . . . .	74
lugubris, Temm. . . . .	74
alba, Linn. . . . .	75
ocularis, Swinh. . . . .	77
lugens, Kittl. . . . .	77
personata, Gould . . . . .	77
leucopsis, Gould . . . . .	78
hodgsoni, Blyth . . . . .	78
vidua, Sunder. . . . .	78
maderaspatensis, Gmel. . . . .	79
capensis, Linn. . . . .	80
clara, Sharpe . . . . .	80
flaviventris, Ferr. . . . .	81
boarula, Linn. . . . .	81
melanope, Pall. . . . .	82
schmitzi, Tschusi . . . . .	83
citreola, Pall. . . . .	83
citreoloides (Gould) . . . . .	84
rayi, Bonap. . . . .	84
campestris, Pall. . . . .	85
flava, Linn. . . . .	85
alæscensis, Ridgw. . . . .	86

	Page		Page
borealis, <i>Sunder.</i> . . . . .	86	Otocorys, <i>Bonap.</i> . . . . .	114
cinereicapilla, <i>Savi</i> . . . . .	87	alpestris ( <i>Linn.</i> ) . . . . .	114
taivana, <i>Swinh.</i> . . . . .	87	flava ( <i>Gmel.</i> ) . . . . .	115
feldoggi, <i>Michah.</i> . . . . .	88	bilopha ( <i>Temm.</i> ) . . . . .	116
melanogrisea ( <i>Homeyer</i> ) . . . . .	88	brandti, <i>Dresser</i> . . . . .	116
Dendranthus, <i>Blyth</i> . . . . .	89	elwesi, <i>Blanf.</i> . . . . .	117
indicus ( <i>Gmel.</i> ) . . . . .	89	penicillata, <i>Gould.</i> . . . . .	117
Anthus, <i>Bechst.</i> . . . . .	89	balcanica, <i>Reich.</i> . . . . .	117
chloris, <i>Licht.</i> . . . . .	89	albigula, <i>Bonap.</i> . . . . .	118
trivialis ( <i>Linn.</i> ) . . . . .	89	bicornis, <i>Brehm</i> . . . . .	118
maculatus, <i>Hodys.</i> . . . . .	92	leucolema ( <i>Coues</i> ) . . . . .	118
nilghiriensis, <i>Sharpe</i> . . . . .	92	praticola, <i>Heensh.</i> . . . . .	119
brachyurus, <i>Sundev.</i> . . . . .	93	girandi, <i>Heensh.</i> . . . . .	119
vaalensis, <i>Shelley</i> . . . . .	93	insularis, <i>Townes.</i> . . . . .	119
sordidus, <i>Rüpp.</i> . . . . .	94	actia, <i>Oberholser</i> . . . . .	120
cockburnie, <i>Gutes</i> . . . . .	94	rubra, <i>Heensh.</i> . . . . .	120
jerdoni, <i>Finsch.</i> . . . . .	94	occidentalis, <i>McCall</i> . . . . .	120
richardi, <i>Vieill.</i> . . . . .	95	strigata, <i>Heensh.</i> . . . . .	120
striolatus, <i>Blyth</i> . . . . .	95	Melanocorypha, <i>Boie</i> . . . . .	121
campestris ( <i>Linn.</i> ) . . . . .	95	calandra ( <i>Linn.</i> ) . . . . .	121
rufulus, <i>Vieill.</i> . . . . .	97	bimaculata ( <i>Ménétr.</i> ) . . . . .	122
pratensis ( <i>Linn.</i> ) . . . . .	98	sibirica ( <i>Gmel.</i> ) . . . . .	122
cervinus ( <i>Pall.</i> ) . . . . .	101	mongolica ( <i>Pall.</i> ) . . . . .	123
rosaceus, <i>Hodys.</i> . . . . .	102	yeltoniensis ( <i>Forst.</i> ) . . . . .	123
bertheloti, <i>Bolle</i> . . . . .	102	Tephrocorys, <i>Sharpe</i> . . . . .	124
madeirensis, <i>Hartert</i> . . . . .	103	cinerea ( <i>Gmel.</i> ) . . . . .	124
spioletta ( <i>Linn.</i> ) . . . . .	103	anderssoni ( <i>Tristr.</i> ) . . . . .	124
blakistoni, <i>Swinh.</i> . . . . .	104	Spizocorys, <i>Sunder.</i> . . . . .	125
pennsylvanicus ( <i>Lath.</i> ) . . . . .	104	conirostris, <i>Sunder.</i> . . . . .	125
obscurus ( <i>Lath.</i> ) . . . . .	104	Alauda, <i>Linn.</i> . . . . .	125
rupestris, <i>Nilsson</i> . . . . .	107	arvensis, <i>Linn.</i> . . . . .	125
fureatus, <i>Lafr. &amp; D'Orb.</i> . . . . .	107	liopus, <i>Hodys.</i> . . . . .	126
correndera, <i>Vieill.</i> . . . . .	107	pekinensis, <i>Swinh.</i> . . . . .	127
gustavi, <i>Swinh.</i> . . . . .	108	gulgula, <i>Frankl.</i> . . . . .	127
australis, <i>Vig. &amp; Horsf.</i> . . . . .	109	guttata, <i>Brooks</i> . . . . .	128
novae-zealandiae ( <i>Gmel.</i> ) . . . . .	109	australis, <i>Brooks</i> . . . . .	128
steindachneri, <i>Reischek</i> . . . . .	109	japonica, <i>Temm. &amp; Schleg.</i>	129
Otocorys, <i>Sharpe</i> . . . . .	110	coelivox, <i>Swinh.</i> . . . . .	129
sylvanus ( <i>Hodys.</i> ) . . . . .	110	Calandrella, <i>Kaup</i> . . . . .	129
Macronyx, <i>Swains.</i> . . . . .	110	brachydactyla ( <i>Leister</i> ) . . . . .	129
capensis ( <i>Linn.</i> ) . . . . .	110	Alaudula, <i>Horsf. &amp; Moore</i> . . . . .	131
croceus ( <i>Vieill.</i> ) . . . . .	110	raytal ( <i>Blyth</i> ) . . . . .	131
		adamsi ( <i>Hume</i> ) . . . . .	131
		heimi ( <i>Honeyer</i> ) . . . . .	131
		cheleensis, <i>Swinh.</i> . . . . .	132
		batica, <i>Dresser</i> . . . . .	132
		minor, <i>Cab.</i> . . . . .	133
		rufescens ( <i>Vieill.</i> ) . . . . .	133
		polatzeki, <i>Hartert</i> . . . . .	133
		Mirafra, <i>Horsf.</i> . . . . .	134
		nivosa ( <i>Swains.</i> ) . . . . .	134
		hova, <i>Hartl.</i> . . . . .	134
		horsfieldi, <i>Gould</i> . . . . .	134
		woodwardi, <i>Milligan</i> . . . . .	135
		cantillans, <i>Blyth</i> . . . . .	135
		damarensis, <i>Sharpe</i> . . . . .	135

Family ALAUDIDÆ.

Certhilauda, <i>Swains.</i> . . . . .	111
capensis ( <i>Bodd.</i> ) . . . . .	111
albifasciata, <i>Lafr.</i> . . . . .	112
Alaudon, <i>Keys. &amp; Blasius</i> . . . . .	112
alaudipes ( <i>Desf.</i> ) . . . . .	112
pallida ( <i>Blyth</i> ) . . . . .	113
damarensis, <i>Sharpe</i> . . . . .	113
Chersophilus, <i>Sharpe</i> . . . . .	113
duponti ( <i>Vieill.</i> ) . . . . .	113
Rhamphocorys, <i>Bonap.</i> . . . . .	114
clot-be-y ( <i>Bonap.</i> ) . . . . .	114



	Page		Page
<i>africana</i> , <i>Smith</i> . . . . .	136	<i>Zamelodia</i> , <i>Cotes</i> . . . . .	156
<i>assamica</i> , <i>McClell.</i> . . . .	136	<i>ludoviciana</i> ( <i>Linna.</i> ) . . . . .	156
<i>erythroptera</i> , <i>Jerd.</i> . . . .	136	<i>melanocephala</i> ( <i>Swains.</i> ) . . . . .	156
<i>affinis</i> , <i>Jerd.</i> . . . . .	137	<i>Guiraca</i> , <i>Swains.</i> . . . . .	157
<i>Spizalanda</i> , <i>Blyth</i> . . . . .	137	<i>caerulea</i> ( <i>Linna.</i> ) . . . . .	157
<i>deva</i> ( <i>Sykes</i> ) . . . . .	137	<i>lazula</i> ( <i>Less.</i> ) . . . . .	157
<i>Galerida</i> , <i>Boie</i> . . . . .	138	<i>Cyanocompsa</i> , <i>Cab.</i> . . . . .	158
<i>cristata</i> ( <i>Linna.</i> ) . . . . .	138	<i>parellina</i> ( <i>Bonap.</i> ) . . . . .	158
<i>pallida</i> , <i>Brehm</i> . . . . .	139	<i>Oryzoborus</i> , <i>Cab.</i> . . . . .	158
<i>kleinschmidti</i> , <i>Erlanger</i> . . . . .	139	<i>torridus</i> ( <i>Scop.</i> ) . . . . .	158
<i>macrorhyncha</i> , <i>Tristr.</i> . . . .	140	<i>crassirostris</i> ( <i>Gmel.</i> ) . . . . .	158
<i>arenicola</i> , <i>Tristr.</i> . . . . .	140	<i>funereus</i> ( <i>Sc.</i> ) . . . . .	159
<i>brachyura</i> , <i>Tristr.</i> . . . . .	141	<i>Pyrrhulagra</i> , <i>Less.</i> . . . . .	159
<i>magna</i> , <i>Hume</i> . . . . .	141	<i>ruficollis</i> ( <i>Gmel.</i> ) . . . . .	159
<i>chendoola</i> ( <i>Frankl.</i> ) . . . . .	141	<i>grenadensis</i> , <i>Cory</i> . . . . .	159
<i>theklae</i> , <i>Brehm</i> . . . . .	142	<i>barbadensis</i> ( <i>Cory</i> ) . . . . .	160
<i>harterti</i> , <i>Erlanger</i> . . . . .	142	<i>Loxiipasser</i> , <i>Bryant</i> . . . . .	160
<i>superflua</i> , <i>Hartert</i> . . . . .	142	<i>anoxanthus</i> ( <i>Gosse</i> ) . . . . .	160
<i>malabarica</i> ( <i>Scop.</i> ) . . . . .	143	<i>Sporophila</i> , <i>Cab.</i> . . . . .	160
<i>Lullula</i> , <i>Kaup</i> . . . . .	143	<i>grisea</i> ( <i>Gmel.</i> ) . . . . .	160
<i>arborea</i> ( <i>Linna.</i> ) . . . . .	143	<i>obscura</i> ( <i>Tacz.</i> ) . . . . .	161
<i>Calendula</i> , <i>Swains.</i> . . . . .	144	<i>minuta</i> ( <i>Linna.</i> ) . . . . .	161
<i>crassirostris</i> ( <i>Vieill.</i> ) . . . . .	144	<i>torqueola</i> ( <i>Bonap.</i> ) . . . . .	162
<i>Ammomanes</i> , <i>Cab.</i> . . . . .	145	<i>moreleti</i> ( <i>Bonap.</i> ) . . . . .	162
<i>phoenicra</i> ( <i>Frankl.</i> ) . . . . .	145	<i>caerulescens</i> ( <i>Vieill.</i> ) . . . . .	162
<i>grayi</i> , <i>Wahlb.</i> . . . . .	145	<i>gutturalis</i> ( <i>Licht.</i> ) . . . . .	163
<i>algeriensis</i> , <i>Sharpe</i> . . . . .	146	<i>lineola</i> ( <i>Linna.</i> ) . . . . .	163
<i>isabellina</i> ( <i>Tenn.</i> ) . . . . .	146	<i>corvina</i> ( <i>Sc.</i> ) . . . . .	164
<i>phoenicuroides</i> ( <i>Blyth</i> ) . . . . .	147	<i>Melopyrrha</i> , <i>Bonap.</i> . . . . .	164
<i>arenicolor</i> ( <i>Sundev.</i> ) . . . . .	147	<i>nigra</i> ( <i>Linna.</i> ) . . . . .	164
<i>erythrochlamys</i> ( <i>Strickl.</i> ) . . . . .	147	<i>Euethia</i> , <i>Reichenb.</i> . . . . .	164
<i>Eremopteryx</i> , <i>Kaup</i> . . . . .	148	<i>olivacea</i> ( <i>Linna.</i> ) . . . . .	164
<i>australis</i> ( <i>Smith</i> ) . . . . .	148	<i>pusilla</i> ( <i>Swains.</i> ) . . . . .	165
<i>grisea</i> ( <i>Scop.</i> ) . . . . .	148	<i>omissa</i> ( <i>Jard.</i> ) . . . . .	165
<i>melanauchen</i> ( <i>Cab.</i> ) . . . . .	149	<i>marchi</i> ( <i>Baird</i> ) . . . . .	166
<i>verticalis</i> ( <i>Smith</i> ) . . . . .	149	<i>Volatinia</i> , <i>Reichenb.</i> . . . . .	166
		<i>jacarini</i> ( <i>Linna.</i> ) . . . . .	166
		<i>splendens</i> ( <i>Vieill.</i> ) . . . . .	166
		<i>Pyrrhuloxia</i> , <i>Bonap.</i> . . . . .	167
		<i>sinuata</i> , <i>Bonap.</i> . . . . .	167
		<i>texana</i> , <i>Ridgw.</i> . . . . .	167
		<i>Cardinalis</i> , <i>Bonap.</i> . . . . .	168
		<i>cardinalis</i> ( <i>Linna.</i> ) . . . . .	168
		<i>canicauda</i> , <i>Chapman</i> . . . . .	168
		<i>superbus</i> , <i>Ridgw.</i> . . . . .	169
		<i>igneus</i> , <i>Baird</i> . . . . .	169
		<i>Saltator</i> , <i>Vieill.</i> . . . . .	169
		<i>atriceps</i> , <i>Less.</i> . . . . .	169
		<i>medianus</i> , <i>Ridgw.</i> . . . . .	170
		<i>magnus</i> ( <i>Gmel.</i> ) . . . . .	170
		<i>grandis</i> ( <i>Licht.</i> ) . . . . .	170
		<i>olivascens</i> , <i>Cab.</i> . . . . .	171
		<i>caerulescens</i> , <i>Vieill.</i> . . . . .	171
		<i>azarae</i> , <i>D'Orb.</i> . . . . .	171
		<i>aurantiirrostris</i> , <i>Vieill.</i> . . . . .	171
		<i>albicollis</i> , <i>Vieill.</i> . . . . .	171

## Family FRINGILLIDÆ.

<i>Ligurinus</i> , <i>Koch</i> . . . . .	149
<i>chloris</i> ( <i>Linna.</i> ) . . . . .	149
<i>auranteiventris</i> , <i>Cab.</i> . . . .	151
<i>chloroticus</i> ( <i>Bonap.</i> ) . . . . .	151
<i>sinicus</i> ( <i>Linna.</i> ) . . . . .	151
<i>ussuriensis</i> ( <i>Hartert</i> ) . . . . .	152
<i>Eophona</i> , <i>Gould</i> . . . . .	152
<i>melanura</i> ( <i>Gmel.</i> ) . . . . .	152
<i>Hesperiphona</i> , <i>Bonap.</i> . . . . .	153
<i>montana</i> , <i>Ridgw.</i> . . . . .	153
<i>Coccothraustes</i> , <i>Brisson</i> . . . . .	153
<i>coccothraustes</i> ( <i>Linna.</i> ) . . . . .	153
<i>Mycerobas</i> , <i>Cab.</i> . . . . .	155
<i>carneipes</i> ( <i>Hodgk.</i> ) . . . . .	155
<i>Perissospiza</i> , <i>Oberholser</i> . . . . .	155
<i>icteroides</i> ( <i>Viy.</i> ) . . . . .	155

	Page		Page
<i>Fringilla</i> , <i>Linn.</i> . . . . .	172	<i>Petronia</i> , <i>Kaup</i> . . . . .	196
<i>teydea</i> , <i>Webb &amp; Berth.</i> . . . .	172	<i>petronia</i> ( <i>Linn.</i> ) . . . . .	196
<i>ceelebs</i> , <i>Linn.</i> . . . . .	172	<i>puteicola</i> , <i>Festa</i> . . . . .	197
<i>maderensis</i> , <i>Sharpe</i> . . . . .	174	<i>maderensis</i> , <i>Erlanger</i> . . . . .	197
<i>moreleti</i> , <i>Pucher.</i> . . . . .	174	<i>deutata</i> ( <i>Sunder.</i> ) . . . . .	197
<i>canariensis</i> , <i>Vieill.</i> . . . . .	175	<i>superciliaris</i> , <i>Blyth</i> . . . . .	198
<i>spodiogenys</i> , <i>Bonap.</i> . . . . .	175	<i>Gymnorhis</i> , <i>Blyth</i> . . . . .	198
<i>montifringilla</i> , <i>Linn.</i> . . . . .	175	<i>flavicollis</i> ( <i>Frankl.</i> ) . . . . .	198
<i>Carduelis</i> , <i>Briss.</i> . . . . .	177	<i>transfuga</i> , <i>Hartert</i> . . . . .	199
<i>carduelis</i> ( <i>Linn.</i> ) . . . . .	177	<i>Carpospiza</i> , <i>Müller</i> . . . . .	199
<i>britannica</i> , <i>Hartert</i> . . . . .	177	<i>brachydaetyla</i> ( <i>Bonap.</i> ) . . . .	199
<i>parva</i> , <i>Tschusi</i> × <i>Serinus</i>		<i>Passer</i> , <i>Brisson</i> . . . . .	199
<i>canaria</i> ( <i>Linn.</i> ) . . . . .	178	<i>montanus</i> ( <i>Linn.</i> ) . . . . .	199
<i>africana</i> , <i>Hartert</i> . . . . .	178	<i>malaccensis</i> , <i>Dubois</i> . . . . .	201
<i>orientalis</i> ( <i>Eversm.</i> ) . . . . .	178	<i>domesticus</i> ( <i>Linn.</i> ) . . . . .	201
<i>Spinus</i> , <i>Koch</i> . . . . .	179	<i>ringitanus</i> , <i>Loche</i> . . . . .	203
<i>xanthogaster</i> ( <i>Du Bus</i> ) . . . . .	179	<i>ringdorsalis</i> , <i>Brehm</i> . . . . .	203
<i>atratus</i> ( <i>D' Orb. &amp; Lafr.</i> ) . . . .	179	<i>indicus</i> , <i>Jard. &amp; Selby</i> . . . . .	203
<i>spinus</i> ( <i>Linn.</i> ) . . . . .	179	<i>pyrrhonotus</i> , <i>Blyth</i> . . . . .	204
<i>citrinellus</i> ( <i>Linn.</i> ) . . . . .	180	<i>italic</i> ( <i>Vieill.</i> ) . . . . .	205
<i>tottus</i> , <i>Sparrm.</i> . . . . .	181	<i>hispaniolensis</i> ( <i>Temm.</i> ) . . . .	205
<i>barbatus</i> ( <i>Molina</i> ) . . . . .	181	<i>transcaspius</i> , <i>Tschusi</i> . . . . .	206
<i>ictericus</i> ( <i>Licht.</i> ) . . . . .	182	<i>debilis</i> , <i>Hartert</i> . . . . .	206
<i>notatus</i> , <i>Du Bus</i> . . . . .	182	<i>rutilans</i> , <i>Temm.</i> . . . . .	207
<i>Hypacanthis</i> , <i>Cab.</i> . . . . .	182	<i>melanurus</i> ( <i>P. L. S.</i>	
<i>spinoides</i> ( <i>Vig.</i> ) . . . . .	182	<i>Müll.</i> ) . . . . .	207
<i>Astragalinus</i> , <i>Cab.</i> . . . . .	183	<i>moabiticus</i> , <i>Tristram</i> . . . . .	208
<i>tristis</i> ( <i>Linn.</i> ) . . . . .	183	<i>yatei</i> , <i>Sharpe</i> . . . . .	208
<i>pallidus</i> ( <i>Mearns</i> ) . . . . .	183	<i>motitensis</i> , <i>Smith</i> . . . . .	208
<i>psaltria</i> ( <i>Say</i> ) . . . . .	184	<i>rufinectus</i> , <i>Fischer &amp;</i>	
<i>arizone</i> , <i>Coues</i> . . . . .	184	<i>Reichenow</i> . . . . .	209
<i>mexicanus</i> ( <i>Swains.</i> ) . . . . .	184	<i>ammოდendri</i> , <i>Severtz.</i> . . . .	209
<i>crocus</i> ( <i>Joy</i> ) . . . . .	184	<i>saharæ</i> , <i>Erlanger</i> . . . . .	209
<i>colombianus</i> ( <i>Lafr.</i> ) . . . . .	185	<i>swainsoni</i> ( <i>Rüpp.</i> ) . . . . .	210
<i>lawrencei</i> ( <i>Cass.</i> ) . . . . .	185	<i>Alario</i> , <i>Bonap.</i> . . . . .	210
<i>Linaria</i> , <i>Bechst.</i> . . . . .	186	<i>alario</i> ( <i>Linn.</i> ) . . . . .	210
<i>flavirostris</i> ( <i>Linn.</i> ) . . . . .	186	<i>leucolæma</i> , <i>Sharpe</i> . . . . .	210
<i>brevirostris</i> , <i>Moore</i> . . . . .	187	<i>Auripasser</i> , <i>Bonap.</i> . . . . .	211
<i>cannabina</i> ( <i>Linn.</i> ) . . . . .	188	<i>euchlorus</i> , <i>Bonap.</i> . . . . .	211
<i>nana</i> ( <i>Tschusi</i> ) . . . . .	189	<i>Sorella</i> , <i>Hartl.</i> . . . . .	211
<i>linaria</i> ( <i>Linn.</i> ) . . . . .	189	<i>emini</i> , <i>Hartl.</i> . . . . .	211
<i>holboëlli</i> ( <i>Brehm</i> ) . . . . .	190	<i>Poliospiza</i> , <i>Bonap.</i> . . . . .	211
<i>rufescens</i> ( <i>Vieill.</i> ) . . . . .	191	<i>albigularis</i> ( <i>Smith</i> ) . . . . .	211
<i>exilipes</i> ( <i>Coues</i> ) . . . . .	192	<i>crocropygia</i> ( <i>Sharpe</i> ) . . . . .	212
<i>hornemannii</i> ( <i>Holboëll</i> ) . . . . .	192	<i>leucopygia</i> ( <i>Sunder.</i> ) . . . . .	212
<i>Montifringilla</i> , <i>Brehm</i> . . . . .	192	<i>gularis</i> ( <i>Smith</i> ) . . . . .	212
<i>nivalis</i> ( <i>Linn.</i> ) . . . . .	193	<i>tristriata</i> ( <i>Rüpp.</i> ) . . . . .	213
<i>alpicola</i> ( <i>Pall.</i> ) . . . . .	193	<i>Serinus</i> , <i>Koch</i> . . . . .	213
<i>nemoricola</i> ( <i>Hodys.</i> ) . . . . .	194	<i>canicollis</i> ( <i>Swains.</i> ) . . . . .	213
<i>arctoa</i> ( <i>Pall.</i> ) . . . . .	194	<i>sulphuratus</i> ( <i>Linn.</i> ) . . . . .	214
<i>griseinucha</i> ( <i>Brandt</i> ) . . . . .	194	<i>flaviventris</i> ( <i>Swains.</i> ) . . . . .	214
<i>Rhodospiza</i> , <i>Sharpe</i> . . . . .	194	<i>marshalli</i> ( <i>Shetley</i> ) . . . . .	214
<i>obsoleta</i> ( <i>Licht.</i> ) . . . . .	194	<i>icterus</i> ( <i>Vieill.</i> ) . . . . .	215
<i>Erythrospiza</i> , <i>Bonap.</i> . . . . .	195	<i>serinus</i> ( <i>Linn.</i> ) . . . . .	215
<i>githaginea</i> ( <i>Licht.</i> ) . . . . .	195	<i>canarius</i> ( <i>Linn.</i> ) . . . . .	216
<i>amantum</i> , <i>Hartert</i> . . . . .	195	<i>syriacus</i> , <i>Bonap.</i> . . . . .	217
<i>mongolica</i> ( <i>Swinh.</i> ) . . . . .	196	<i>pusillus</i> ( <i>Pall.</i> ) . . . . .	217

	Page		Page
<i>Sycalis, Boie</i> .....	218	<i>cia, Linn.</i> .....	246
<i>flaveola (Linn.)</i> .....	218	<i>stracheyi, Moore</i> .....	247
<i>pelzelni, Sel.</i> .....	218	<i>godlewskii, Tacz.</i> .....	247
<i>arvensis, Kittl.</i> .....	218	<i>cioides, Brandt</i> .....	247
<i>Carpodacus, Kaup</i> .....	219	<i>castaneiceps, Moore</i> .....	248
<i>erythrinus (Pall.)</i> .....	219	<i>ciopsis, Bonap.</i> .....	248
<i>roseatus (Hodgs.)</i> .....	220	<i>jankowskii, Tacz.</i> .....	249
<i>severtzovi, Sharpe</i> .....	220	<i>leucocphala, Gmel.</i> .....	249
<i>purpureus (Gmel.)</i> .....	221	<i>Miliaria, Brehm</i> .....	250
<i>californicus, Baird</i> .....	221	<i>miliaria (Linn.)</i> .....	250
<i>cassini, Baird</i> .....	221	<i>Fringillaria, Swains.</i> .....	251
<i>mexicanus (P. L. S.</i> <i>Mill.)</i> .....	222	<i>capensis (Linn.)</i> .....	251
<i>frontalis (Say)</i> .....	222	<i>insularis, Grant &amp; Forbes</i> .....	252
<i>clementis, Mearns</i> .....	222	<i>striolata (Licht.)</i> .....	252
<i>amplax, Ridgway</i> .....	223	<i>sahare (Levaill.)</i> .....	253
<i>Propasser, Hodgs.</i> .....	223	<i>impetuum (Smith)</i> .....	253
<i>thura, Bonap. &amp; Schleg.</i> ..	223	<i>Melophus, Swains.</i> .....	254
<i>Loxia, Linn.</i> .....	223	<i>melanicterus (Gmel.)</i> .....	254
<i>curvirostra, Linn.</i> .....	223	<i>Plectrophenax, Stejneger</i> .....	254
<i>pityopsittacus, Borkh.</i> ..	225	<i>nivalis (Linn.)</i> .....	254
<i>bifasciata (Brehm)</i> .....	225	<i>Calarius, Bechst.</i> .....	256
<i>leucoptera, Gmel.</i> .....	225	<i>lapponicus (Linn.)</i> .....	256
<i>Pyrrhula, Briss.</i> .....	226	<i>pictus (Swains.)</i> .....	258
<i>pyrrhula (Linn.)</i> .....	226	<i>ornatus (Townes.)</i> .....	258
<i>europæa, Vieill.</i> .....	226	<i>Rhynchophanes, Baird</i> .....	259
<i>Pinicola, Vieill.</i> .....	228	<i>maccowni (Lawr.)</i> .....	259
<i>enucleator (Linn.)</i> .....	228	<i>Calamospiza, Bonap.</i> .....	259
<i>canadensis, Cab.</i> .....	229	<i>melanocorys, Stejn.</i> .....	259
<i>Uragus, Keys. &amp; Blas.</i> .....	229	<i>Spiza, Bonap.</i> .....	260
<i>sibiricus (Pall.)</i> .....	229	<i>americana (Gmel.)</i> .....	260
<i>Pyrrhulorhyncha, Giglioli</i> ..	229	<i>Chondestes, Swains.</i> .....	260
<i>pyrrhuloides (Pall.)</i> .....	229	<i>grammacus (Say)</i> .....	260
<i>Emberiza, Briss.</i> .....	230	<i>strigatus (Swains.)</i> .....	260
<i>schoeniclus, Linn.</i> .....	230	<i>Poecetes, Baird</i> .....	261
<i>pallasi, Cab.</i> .....	232	<i>gramineus (Gmel.)</i> .....	261
<i>pusilla, Pall.</i> .....	232	<i>confinis, Baird</i> .....	262
<i>rustica, Pall.</i> .....	233	<i>Passerculus, Bonap.</i> .....	262
<i>fucata, Pall.</i> .....	233	<i>princeps, Maynard</i> .....	262
<i>arcuata, Sharpe</i> .....	234	<i>savanna (Wilson)</i> .....	262
<i>elegans, Temm.</i> .....	234	<i>alaudinus (Bonap.)</i> .....	263
<i>chrysophrys, Pall.</i> .....	235	<i>Coturniculus, Bonap.</i> .....	263
<i>flaviventris (Steph.)</i> .....	235	<i>passerinus (Wilson)</i> .....	263
<i>melanocephala, Scop.</i> .....	236	<i>Ammodramus, Swains.</i> .....	264
<i>luteola, Sparrm.</i> .....	237	<i>maritimus (Wilson)</i> .....	264
<i>aureola, Pall.</i> .....	237	<i>caudacutus (Gmel.)</i> .....	264
<i>citrinella, Linn.</i> .....	238	<i>Myiospiza, Ridgway</i> .....	265
<i>sulphurata, Temm. &amp;</i> <i>Schleg.</i> .....	240	<i>peruana, (Bonap.)</i> .....	265
<i>personata, Temm.</i> .....	241	<i>Plagiospiza, Ridgway</i> .....	265
<i>spodocephala, Pall.</i> .....	241	<i>superciliosa (Swains.)</i> .....	265
<i>hirtus, Linn.</i> .....	242	<i>Hæmophila, Swains.</i> .....	265
<i>circulana, Linn.</i> .....	243	<i>cassini (Woodhouse)</i> .....	265
<i>buchanani, Blyth</i> .....	244	<i>Amphispiza, Coues</i> .....	266
<i>cassia, Cretzschm.</i> .....	244	<i>bilineata (Cassin)</i> .....	266
<i>stewarti, Blyth</i> .....	245	<i>deserticola, Ridgw.</i> .....	266
		<i>belli (Cassin)</i> .....	266
		<i>nevadensis, Ridgw.</i> .....	267

	Page		Page
Poospiza, <i>Cab.</i> .....	267	chloronotus ( <i>Salvin</i> ) .....	286
melanoleuca ( <i>D'Orb.</i> & <i>Lafr.</i> ) .....	267	richmondi, <i>Ridgw.</i> .....	286
Junco, <i>Wagler</i> .....	268	Embernagra, <i>Less.</i> .....	287
hyemalis ( <i>Linm.</i> ) .....	268	platensis ( <i>Gmel.</i> ) .....	287
oregonus ( <i>Townsend</i> ) .....	268	Emberizoides, <i>Temm.</i> .....	287
caniceps ( <i>Woodhouse</i> ) .....	269	macurus ( <i>Gmel.</i> ) .....	287
phaenotus, <i>Wagl.</i> .....	269	Pseudochloris, <i>Sharpe</i> .....	288
Spizella, <i>Bonap.</i> .....	269	uropygialis ( <i>D'Orb.</i> & <i>Lafr.</i> ) .....	288
monticola ( <i>Gmel.</i> ) .....	269	aureiventris ( <i>Philippi</i> & <i>Landb.</i> ) .....	288
ochracea, <i>Brewster</i> .....	270	Phrygilus, <i>Cab.</i> .....	288
socialis ( <i>Wilson</i> ) .....	270	gayi ( <i>Eydoux</i> & <i>Gervais</i> ) .....	288
mexicana, <i>Nelson</i> .....	271	melanoderus ( <i>Quoy</i> & <i>Gaimard</i> ) .....	289
arizonæ, <i>Coues</i> .....	271	alaudinus ( <i>Kittl.</i> ) .....	289
pusilla ( <i>Wilson</i> ) .....	272	Haplospiza, <i>Cab.</i> .....	289
arenacea, <i>Chadbourne</i> .....	272	unicolor, <i>Cab.</i> .....	289
atrogularis ( <i>Cab.</i> ) .....	272	Diuca, <i>Reichenb.</i> .....	290
pallida ( <i>Swains.</i> ) .....	273	diuca ( <i>Molina</i> ) .....	290
breweri, <i>Cassin</i> .....	273	Rhodospingus, <i>Sharpe</i> .....	290
Zonotrichia, <i>Swains.</i> .....	273	cruentus ( <i>Less.</i> ) .....	290
leucophrys ( <i>Forster</i> ) .....	273	Paroaria, <i>Bonap.</i> .....	290
gambeli ( <i>Nuttall</i> ) .....	274	cucullata ( <i>Lath.</i> ) .....	290
nuttalli, <i>Ridgw.</i> .....	274	Gubernatrix, <i>Less.</i> .....	291
albicollis ( <i>Gmel.</i> ) .....	275	cristata ( <i>Vieill.</i> ) .....	291
Brachyospiza, <i>Ridgw.</i> .....	275	Arremon ( <i>Vieill.</i> ) .....	291
pileata ( <i>Bodd.</i> ) .....	275	silens ( <i>Bodd.</i> ) .....	291
strigiceps ( <i>Gould</i> ) .....	277	spectabilis, <i>Sclater</i> .....	291
Melospiza, <i>Baird</i> .....	277	aurantiostriis, <i>Lafr.</i> .....	292
meloda ( <i>Wilson</i> ) .....	277	Lysurus, <i>Ridgw.</i> .....	292
montana ( <i>Henshaw</i> ) .....	278	castaneiceps ( <i>Sclater</i> ) .....	292
fallax ( <i>Baird</i> ) .....	278	Atlapetes, <i>Wagler</i> .....	292
heermanni, <i>Baird</i> .....	278	pileatus, <i>Wagler</i> .....	292
samuelis ( <i>Baird</i> ) .....	279	gutturalis ( <i>Lafr.</i> ) .....	293
lincolni ( <i>Audub.</i> ) .....	279	Buarremon, <i>Bonap.</i> .....	293
georgiana ( <i>Lath.</i> ) .....	279	brunneinucha ( <i>Lafr.</i> ) .....	293
Passerella, <i>Swains.</i> .....	280	elaeoprorus, <i>Scl.</i> & <i>Salv.</i> ..	294
iliaca ( <i>Merrem</i> ) .....	280	meridæ, <i>Scl.</i> & <i>Salv.</i> .....	294
Passerina ( <i>Vieill.</i> ) .....	281		
cyanea ( <i>Linm.</i> ) .....	281		
amœna ( <i>Say</i> ) .....	281		
ciris ( <i>Linm.</i> ) .....	281		
Oreospiza, <i>Ridgw.</i> .....	282		
chlorura ( <i>Townsend</i> ) .....	282		
Pipilo, <i>Vieill.</i> .....	282		
megalonyx, <i>Baird</i> .....	282		
oregonus, <i>Bell</i> .....	283		
erythrophthalmus ( <i>Linm.</i> ) .....	283		
alleni, <i>Coues</i> .....	284		
fuscus, <i>Swains.</i> .....	284		
mesoleucus, <i>Baird</i> .....	284		
albiflora, <i>Baird</i> .....	285		
crissalis ( <i>Vig.</i> ) .....	285		
Melospiza, <i>Reichenb.</i> .....	285		
liarcuatum ( <i>Prévost</i> ) .....	285		
Arremonops, <i>Ridgw.</i> .....	286		
rufivirgatus ( <i>Lawr.</i> ) .....	286		

## Family CEREBIDÆ.

Cœreba, <i>Vieill.</i> .....	294
luteola ( <i>Cab.</i> ) .....	294
mexicana ( <i>Scl.</i> ) .....	295
flaveola ( <i>Linm.</i> ) .....	295
newtoni ( <i>Baird</i> ) .....	295
dominicana ( <i>Taylor</i> ) .....	296
atrata ( <i>Lawr.</i> ) .....	296
wellsi ( <i>Cory</i> ) .....	296
Euneorris, <i>Fitzinger</i> .....	297
campestris ( <i>Linm.</i> ) .....	297
Diglossa, <i>Wagler</i> .....	297
sittoides ( <i>D'Orb.</i> & <i>Lafr.</i> ) ..	297
albilateralis, <i>Lafr.</i> .....	298
personata ( <i>Fraser</i> ) .....	298

	Page		Page
Diglossopsis, <i>Selater</i> .....	298	rubicoides ( <i>Lafr.</i> ) .....	313
<i>caerulescens, Sel.</i> .....	298	gutturalis, <i>Scl.</i> .....	313
Conirostrum, <i>D'Orb. &amp; Lafr.</i> .....	299	Tachyphonus, <i>Vieill.</i> .....	313
<i>sitticolor, Lafr.</i> .....	299	<i>rufus (Bodd.)</i> .....	313
		<i>coronatus (Vieill.)</i> .....	314
Family TANAGRIDÆ.		Trichothraupis, <i>Cab.</i> .....	314
Euphonia, <i>Desmarest</i> .....	299	<i>melanops, Vieill.</i> .....	314
<i>nigricollis (Vieill.)</i> .....	299	Chlorospingus, <i>Cab.</i> .....	315
<i>elegantissima (Bonap.)</i> ..	299	<i>regionalis, Bangs.</i> .....	315
<i>affinis, Less.</i> .....	300	<i>flavipectus (Lafr.)</i> .....	315
<i>hirundinacea, Bonap.</i> .....	300	Hemispingus, <i>Cab.</i> .....	315
Pyrhuphonia, <i>Bonap.</i> .....	301	<i>rubrirostris (Lafr.)</i> .....	315
<i>jamaica (Linn.)</i> .....	301	Psittospiza, <i>Bonap.</i> .....	316
Calosiza, <i>Gray</i> .....	301	<i>rielleri (Boiss.)</i> .....	316
<i>paradisea (Swains.)</i> .....	301	Orchesticus, <i>Cab.</i> .....	316
<i>chrysophrys (Scl.)</i> .....	301	<i>abeillei (Less.)</i> .....	316
<i>vitriolina (Cab.)</i> .....	302		
<i>cayana (Linn.)</i> .....	302	Family PLOCEIDÆ.	
<i>cucullata (Swains.)</i> .....	302	Diatropura, <i>Oberh.</i> .....	316
<i>nigriivindis (Lafr.)</i> .....	303	<i>progne (Bodd.)</i> .....	316
<i>cyanoptera (Swains.)</i> .....	303	Coliostreptus, <i>Sunder.</i> .....	317
<i>atricapilla (Lafr.)</i> .....	303	<i>ardens (Bodd.)</i> .....	317
Stephanophorus, <i>Strickland</i> ..	304	Urobrachya, <i>Bonap.</i> .....	318
<i>leucocephalus (Vieill.)</i> .....	304	<i>axillaris (Smith)</i> .....	318
Phœnicothraupis, <i>Cab.</i> .....	304	<i>phœnicea (Heugl.)</i> .....	318
<i>lunulata (Du Bus)</i> .....	304	Pyromelana, <i>Bonap.</i> .....	318
Tanagra, <i>Linn.</i> .....	304	<i>flammiceps (Swains.)</i> .....	318
<i>episcopus, Linn.</i> .....	304	<i>nigriventer (Cassin)</i> .....	319
<i>major, Berlepsch &amp; Stolz-</i>		<i>orix (Linn.)</i> .....	319
<i>mann</i> .....	305	<i>franciscana (Isert)</i> .....	320
<i>cana, Swains.</i> .....	305	<i>diademata (Fischer &amp; Reich.)</i>	320
<i>cyanoptera (Vieill.)</i> .....	306	<i>capensis (Linn.)</i> .....	321
<i>sayaca (Linn.)</i> .....	306	<i>approximans (Cab.)</i> .....	321
<i>melanoptera, Scl.</i> .....	307	<i>taha, Smith</i> .....	321
<i>ornata, Sparrm.</i> .....	307	<i>afra (Gmel.)</i> .....	322
<i>abbas, Licht.</i> .....	307	Ploceipasser, <i>Smith</i> .....	322
<i>bonariensis (Gmel.)</i> .....	308	<i>mahali, Smith</i> .....	322
Sporothraupis, <i>Ridgw.</i> .....	308	Philæterus, <i>Smith</i> .....	322
<i>auricrissa (Scl.)</i> .....	309	<i>socius (Lath.)</i> .....	322
Spindalis, <i>Jard. &amp; Selby</i> .....	310	Pseudonigrita, <i>Reichenow</i> .....	323
<i>nigricephala (Jameson)</i> ..	310	<i>arnaudi (Bonap.)</i> .....	323
Rhamphocœlus, <i>Desm.</i> .....	311	Pyrenestes, <i>Swains.</i> .....	323
<i>brasilus (Linn.)</i> .....	311	<i>ostrinus (Vieill.)</i> .....	323
<i>nigrigularis, Spic</i> .....	311	Quelea, <i>Reichenb.</i> .....	324
<i>dimidiatus, Lafr.</i> .....	311	<i>erythroptus (Hartl.)</i> .....	324
<i>jacapa (Linn.)</i> .....	310	<i>cardinalis (Hartl.)</i> .....	324
<i>passerinii, Bonap.</i> .....	310	<i>quelea (Linn.)</i> .....	324
<i>costaricensis, Cherrie</i> .....	310	Lepidopygia, <i>Reichenb.</i> .....	325
<i>flammigerus, Jard. &amp; Selby.</i>	311	<i>poensis (Fraser)</i> .....	325
<i>icteronotus, Bonap.</i> .....	311	<i>nana (Pucher.)</i> .....	325
Pyrranga, <i>Vieill.</i> .....	311	Spermestes, <i>Swains.</i> .....	325
<i>activa (Linn.)</i> .....	311	<i>cucullatus, Swains.</i> .....	325
<i>rubra (Linn.)</i> .....	312	<i>scutatus, Heugl.</i> .....	326
<i>bidentata Swains.</i> .....	312	Amauresthes, <i>Reichenb.</i> .....	326
Phœnicothraupis, <i>Cab.</i> .....	313	<i>fringilloides (Lafr.)</i> .....	326

	Page		Page
<i>Ortygospiza, Sundev.</i> . . . . .	326	<i>Aidemosyne, Reichenb.</i> . . . . .	339
<i>polyzona (Temm.)</i> . . . . .	326	<i>modesta (Gould)</i> . . . . .	339
<i>atricollis (Vieill.)</i> . . . . .	327	<i>malabarica (Linn.)</i> . . . . .	340
<i>Hypargus, Reichenb.</i> . . . . .	327	<i>cantans (Gmel.)</i> . . . . .	340
<i>margaritatus (Strickl.)</i> . . . . .	327	<i>Ægitha, Cab.</i> . . . . .	340
<i>Lagouosticta, Cab.</i> . . . . .	327	<i>temporalis (Lath.)</i> . . . . .	340
<i>brunneiceps, Sharpe</i> . . . . .	327	<i>Bathilda, Reichenb.</i> . . . . .	341
<i>ruberrima, Reicher.</i> . . . . .	328	<i>ruficauda (Gould)</i> . . . . .	341
<i>rufopicta, Fraser</i> . . . . .	328	<i>Poephila, Gould</i> . . . . .	341
<i>rubricata (Licht.)</i> . . . . .	328	<i>acuticauda (Gould)</i> . . . . .	341
<i>Stictospiza, Sharpe</i> . . . . .	328	<i>nigrotecta, Hartert</i> . . . . .	342
<i>formosa (Lath.)</i> . . . . .	328	<i>cincta, Gould</i> . . . . .	342
<i>Amadina, Swains.</i> . . . . .	329	<i>Erythrura, Swains.</i> . . . . .	343
<i>fasciata (Gmel.)</i> . . . . .	329	<i>sittacea (Gmel.)</i> . . . . .	343
<i>erythrocephala (Linn.)</i> . . . . .	329	<i>trichroa (Kittl.)</i> . . . . .	343
<i>Steganopleura, Reichenb.</i> . . . . .	329	<i>Neochmia, Bonap.</i> . . . . .	343
<i>guttata (Shaw)</i> . . . . .	329	<i>phaeton (Hombr. &amp; Jacq.)</i> . . . . .	343
<i>Zoneginthus, Cab.</i> . . . . .	330	<i>Estrilda, Swains.</i> . . . . .	344
<i>bellus (Lath.)</i> . . . . .	330	<i>astrilda (Linn.)</i> . . . . .	344
<i>oculatus (Quoy &amp; Gaim.)</i> . . . . .	330	<i>cinerea (Vieill.)</i> . . . . .	344
<i>Coccopygia, Reichenb.</i> . . . . .	330	<i>vinacea (Hartl.)</i> . . . . .	345
<i>dufresnei (Vieill.)</i> . . . . .	330	<i>Uraginthus, Cab.</i> . . . . .	345
<i>Taniopygia, Reichenb.</i> . . . . .	331	<i>phœnicotis, Swains.</i> . . . . .	345
<i>castanotis (Gould)</i> . . . . .	331	<i>angolensis (Linn.)</i> . . . . .	345
<i>Stictoptera, Reichenb.</i> . . . . .	331	<i>damarensis, Reich.</i> . . . . .	346
<i>bichenovii (Fig. &amp; Horsf.)</i> . . . . .	331	<i>Sporopipes, Cab.</i> . . . . .	346
<i>Sporoginthus, Cab.</i> . . . . .	332	<i>squamifrons (Smith)</i> . . . . .	346
<i>amandava (Linn.)</i> . . . . .	332	<i>Malimbus, Vieill.</i> . . . . .	346
<i>flavidiventris (Wallace)</i> . . . . .	332	<i>rubricollis, Swains.</i> . . . . .	346
<i>subflavus (Vieill.)</i> . . . . .	332	<i>Sycobrotus, Cab.</i> . . . . .	347
<i>melpodus (Vieill.)</i> . . . . .	333	<i>gregalis (Licht.)</i> . . . . .	347
<i>Munia, Hodgs.</i> . . . . .	333	<i>Othyphantes, Shelley</i> . . . . .	347
<i>orizivora (Linn.)</i> . . . . .	333	<i>reichenowi (Fischer)</i> . . . . .	347
<i>malacca (Linn.)</i> . . . . .	333	<i>Heterhyphantes, Sharpe</i> . . . . .	348
<i>maja (Linn.)</i> . . . . .	334	<i>melanoxanthus (Cab.)</i> . . . . .	348
<i>atricapilla (Vieill.)</i> . . . . .	334	<i>nigricollis (Vieill.)</i> . . . . .	348
<i>jagori (Cab.)</i> . . . . .	334	<i>Hyphanturgus, Cab.</i> . . . . .	348
<i>brunneiceps, Walden</i> . . . . .	335	<i>ocularis (Smith)</i> . . . . .	348
<i>nigriceps, Ramsay</i> . . . . .	335	<i>brachypterus (Swains.)</i> . . . . .	349
<i>spectabilis, Sel.</i> . . . . .	335	<i>aurantius (Vieill.)</i> . . . . .	349
<i>caniceps, Salvad.</i> . . . . .	335	<i>Melanopteryx, Reichenow</i> . . . . .	350
<i>punctulata (Linn.)</i> . . . . .	335	<i>nigerrima (Vieill.)</i> . . . . .	350
<i>subnudulata, Godw.-Austen.</i> . . . . .	336	<i>castaneofusca (Less.)</i> . . . . .	351
<i>topela, Srinh.</i> . . . . .	336	<i>rubiginosa (Rüpp.)</i> . . . . .	351
<i>nisoria (Temm.)</i> . . . . .	336	<i>Hyphantornis, Gray</i> . . . . .	351
<i>Uroloncha, Cab.</i> . . . . .	337	<i>femininus, Grant</i> . . . . .	351
<i>acuticauda (Hodgs.)</i> . . . . .	337	<i>encullatus (Müll.)</i> . . . . .	352
<i>squamicollis, Sharpe</i> . . . . .	337	<i>nigriceps, Layard</i> . . . . .	352
<i>striata (Linn.)</i> . . . . .	337	<i>spilonotus (Fig.)</i> . . . . .	352
<i>fumigata (Walden)</i> . . . . .	338	<i>Sitagra, Reichenb.</i> . . . . .	353
<i>leucogaster (Blyth)</i> . . . . .	338	<i>aliena, Sharpe</i> . . . . .	353
<i>fuscans (Cassin)</i> . . . . .	338	<i>jacksoni, Shelley</i> . . . . .	353
<i>pectoralis (Jerd.)</i> . . . . .	338	<i>dimidiata, Antin. &amp; Salvad.</i> . . . . .	354
<i>kelaarti (Jerd.)</i> . . . . .	339	<i>melanocephala (Linn.)</i> . . . . .	354
<i>molucca (Linn.)</i> . . . . .	339	<i>intermedia (Rüpp.)</i> . . . . .	355

	Page		Page
pelzelni ( <i>Hartl.</i> ) . . . . .	355	oryzivorus ( <i>Linna.</i> ) . . . . .	372
luteola ( <i>Licht.</i> ) . . . . .	355	Tangarius, <i>Lesson</i> . . . . .	372
velata ( <i>Vieill.</i> ) . . . . .	356	involutatus, <i>Less.</i> . . . . .	372
auricapilla, <i>Swains.</i> . . . . .	357	æneus ( <i>Wagl.</i> ) . . . . .	373
uluensis ( <i>Neumann.</i> ) . . . . .	357	Molothrus, <i>Swains.</i> . . . . .	373
capensis ( <i>Linna.</i> ) . . . . .	358	ater ( <i>Bodd.</i> ) . . . . .	373
olivacea ( <i>Hahn.</i> ) . . . . .	358	obscurus ( <i>Gmel.</i> ) . . . . .	374
subaurea ( <i>Smith.</i> ) . . . . .	359	bonariensis ( <i>Gmel.</i> ) . . . . .	374
aureiflava ( <i>Smith.</i> ) . . . . .	359	cassini, <i>Finsch</i> . . . . .	376
bojeri, <i>Finsch &amp; Hartl.</i> . . . .	359	rufo-axillaris, <i>Cassin</i> . . . . .	376
xanthoptera, <i>Finsch &amp;</i> <i>Hartl.</i> . . . . .	360	badius ( <i>Vieill.</i> ) . . . . .	377
galbula ( <i>Rüpp.</i> ) . . . . .	360	Ageleus, <i>Vieill.</i> . . . . .	378
castanops, <i>Shelley</i> . . . . .	361	phœniceus ( <i>Linna.</i> ) . . . . .	378
Foudia, <i>Reichenb.</i> . . . . .	361	neutralis, <i>Ridgw.</i> . . . . .	379
madagascariensis ( <i>Linna.</i> ) . . . . .	361	caurinus, <i>Ridgw.</i> . . . . .	379
flavicans, <i>E. Newton</i> . . . . .	362	tricolor, <i>Aud.</i> . . . . .	379
Nelicurvius, <i>Bonap.</i> . . . . .	362	thilius ( <i>Mol.</i> ) . . . . .	380
nelicourvi ( <i>Scop.</i> ) . . . . .	362	flavus ( <i>Gmel.</i> ) . . . . .	380
Floccella, <i>Oates.</i> . . . . .	362	ruficapillus, <i>Vieill.</i> . . . . .	381
javanensis ( <i>Less.</i> ) . . . . .	362	Leistes, <i>Vigors</i> . . . . .	381
Ploceus, <i>Cuv.</i> . . . . .	363	superciliaris ( <i>Bonap.</i> ) . . . . .	381
baya, <i>Blyth</i> . . . . .	363	Xanthocephalus, <i>Bonap.</i> . . . .	382
atrigula, <i>Hodgs.</i> . . . . .	364	xanthocephalus, <i>Bonap.</i> . . . .	382
bengalensis ( <i>Linna.</i> ) . . . . .	364	Amblyramphus, <i>Leach</i> . . . . .	382
manyar ( <i>Horsf.</i> ) . . . . .	365	holosericeus ( <i>Scop.</i> ) . . . . .	382
Amblyospiza, <i>Sunder.</i> . . . . .	365	Pseudoleistes, <i>Scl.</i> . . . . .	383
albifrons ( <i>Vig.</i> ) . . . . .	365	guirahuro ( <i>Vieill.</i> ) . . . . .	383
unicolor ( <i>Fischer &amp;</i> <i>Reichenow</i> ) . . . . .	366	virescens ( <i>Vieill.</i> ) . . . . .	383
melanonota ( <i>Hewgl.</i> ) . . . . .	366	Curæus, <i>Sclater</i> . . . . .	384
capitula ( <i>Bonap.</i> ) . . . . .	366	atterimus ( <i>Kittl.</i> ) . . . . .	384
		Trupialis, <i>Bonap.</i> . . . . .	384
		militaris ( <i>Linna.</i> ) . . . . .	384
		bellicosa ( <i>De Fil.</i> ) . . . . .	385
		defilippii, <i>Bonap.</i> . . . . .	385
		Sturnella, <i>Vieill.</i> . . . . .	386
		magna ( <i>Linna.</i> ) . . . . .	386
		mexicana, <i>Scl.</i> . . . . .	387
		inexpectata, <i>Ridgw.</i> . . . . .	387
		neglecta, <i>Audub.</i> . . . . .	387
		meridionalis, <i>Scl.</i> . . . . .	388
		Icterus, <i>Brisson</i> . . . . .	388
		baltimore ( <i>Linna.</i> ) . . . . .	388
		bullocki ( <i>Swains.</i> ) . . . . .	389
		spurius ( <i>Linna.</i> ) . . . . .	389
		pyrrhopterus ( <i>Vieill.</i> ) . . . . .	390
		cayanensis ( <i>Linna.</i> ) . . . . .	390
		wagleri, <i>Scl.</i> . . . . .	390
		prothemelas ( <i>Strickl.</i> ) . . . . .	391
		parisorum, <i>Bonap.</i> . . . . .	391
		melanocephalus ( <i>Wagl.</i> ) . . . . .	391
		auduboni, <i>Giraud.</i> . . . . .	392
		cucullatus, <i>Swains.</i> . . . . .	392
		sennetti, <i>Ridgw.</i> . . . . .	392
		mesomelas ( <i>Wagl.</i> ) . . . . .	393
		giraudi, <i>Cassin</i> . . . . .	393
Family ICTERIDÆ.			
Zarhynchus, <i>Oberholser.</i> . . . .	367		
wagleri ( <i>Gray</i> ) . . . . .	367		
Gymnostinops, <i>Scl.</i> . . . . .	368		
montezumæ ( <i>Less.</i> ) . . . . .	368		
guatimozinus ( <i>Bonap.</i> ) . . . . .	368		
Ostinops, <i>Cab.</i> . . . . .	368		
decumanus ( <i>Pall.</i> ) . . . . .	368		
salmoni, <i>Scl.</i> . . . . .	369		
Cacicus, <i>Lacépède</i> . . . . .	369		
persicus ( <i>Linna.</i> ) . . . . .	369		
vitellinus ( <i>Laurr.</i> ) . . . . .	370		
hamorrhous ( <i>Linna.</i> ) . . . . .	370		
Amblycercus, <i>Cab.</i> . . . . .	371		
solitarius ( <i>Vieill.</i> ) . . . . .	371		
Cassiculus, <i>Swains.</i> . . . . .	371		
melanicterus ( <i>Bonap.</i> ) . . . . .	371		
Cassidix, <i>Less.</i> . . . . .	371		
oryzivora ( <i>Gmel.</i> ) . . . . .	371		
Dolichonyx, <i>Swains.</i> . . . . .	372		

	Page
gularis ( <i>Wagl.</i> )	394
sclateri, <i>Cassin.</i>	394
pustulatus ( <i>Wagl.</i> )	394
leucopteryx ( <i>Wagl.</i> )	395
<i>Euphagus, Cassin.</i>	395
<i>carolinus (P. L. S. Müll.)</i>	395
<i>cyanocephalus (Wagl.)</i>	396
<i>Dives, Cassin.</i>	396
<i>dives (Licht.)</i>	396
<i>Quiscalus Vieill.</i>	397
<i>quiscalus (Linn.)</i>	397
<i>agileus, Baird</i>	398
<i>renewi, Ridgw.</i>	398
<i>Megaquiscalus, Cassin.</i>	399
<i>major (Vieill.)</i>	399
<i>macrurus (Swains.)</i>	399
<i>tenuirostris (Swains.)</i>	400
<i>Holoquiscalus, Cassin.</i>	401
<i>jamaicensis (Daud.)</i>	401
<i>fortirostris (Lawr.)</i>	401
<i>luminosus (Lawr.)</i>	401
<i>Hypopyrrhus, Bonap.</i>	402
<i>pyrropogaster (De Tarr.)</i>	402
<i>Gnorimopsar, Richmond.</i>	402
<i>chopi (Vieill.)</i>	402

#### Family STURNIDÆ.

<i>Sturnus, Linn.</i>	403
<i>vulgaris, Linn.</i>	403
<i>faroensis, Feilden.</i>	403
<i>indicus, Hodgk.</i>	404
<i>poltaratskii, Finsch.</i>	404
<i>caucasicus, Lorenz.</i>	405
<i>purpurascens, Gould.</i>	405
<i>porphyronotus, Sharpe.</i>	405
<i>minor, Hume.</i>	405
<i>unicolor, Temm.</i>	406
<i>Spodiopsar, Sharpe.</i>	406
<i>cineraceus (Temm.)</i>	406
<i>burmanicus (Jerd.)</i>	407
<i>andamanensis (Beavan)</i>	407
<i>malabaricus (Gmel.)</i>	407
<i>nemoricolus (Jerd.)</i>	408
<i>blythi (Jerd.)</i>	408
<i>Sturnopastor, Hodgson.</i>	408
<i>jalla (Horsf.)</i>	408
<i>contra (Linn.)</i>	408
<i>superciliaris, Blyth.</i>	409
<i>Creatophora, Lesson.</i>	409
<i>carunculata (Gmel.)</i>	409
<i>Pastor, Temm.</i>	410
<i>rosseti (Linn.)</i>	410
<i>Sturnia, Lesson.</i>	411

	Page
<i>sinensis (Gmel.)</i>	411
<i>violacea (Bodd.)</i>	411
<i>Agropsar, Oates.</i>	411
<i>sturninus (Pall.)</i>	411
<i>Temenuchus, Cab.</i>	412
<i>pagodarum (Gmel.)</i>	412
<i>Graculipica, Lesson.</i>	412
<i>nigricollis (Payk.)</i>	412
<i>melanoptera (Daud.)</i>	413
<i>Acridotheres, Vieill.</i>	413
<i>tristis (Linn.)</i>	413
<i>melanosternum, Legge.</i>	414
<i>ginginianus (Lath.)</i>	415
<i>Æthiopsar, Sharpe.</i>	415
<i>fuscus (Wagl.)</i>	415
<i>grandis, Moore.</i>	416
<i>crystalinus (Gmel.)</i>	416
<i>albocinctus, Godwin-Austen</i>	
& <i>Walden</i>	416

#### Family EULABETIDÆ.

<i>Sarcops, Walden.</i>	417
<i>calvus (Linn.)</i>	417
<i>melanotus, Ogilvie-Grant.</i>	417
<i>Eulabes, Curier.</i>	418
<i>religiosa (Linn.)</i>	418
<i>javanensis (Osbeck)</i>	418
<i>intermedia (A. Hay)</i>	418
<i>Hartlaubius, Bonap.</i>	419
<i>auratus (P. L. S. Müll.)</i>	419
<i>Aplonis, Gould.</i>	419
<i>cantoroides, Gray.</i>	419
<i>brevirostris (Peale)</i>	420
<i>vitiensis, Loyard.</i>	420
<i>atrifusca, Peale.</i>	420
<i>kittlitzii, Finsch &amp; Hartl.</i>	421
<i>Lamprocorax, Bonap.</i>	421
<i>metallica (Temm.)</i>	421
<i>chalybea (Horsf.)</i>	422
<i>panayensis (Scop.)</i>	422
<i>Pyrrochira, Reichenb.</i>	423
<i>caffra (Linn.)</i>	423
<i>Amydrus, Cab.</i>	423
<i>morio (Linn.)</i>	423
<i>Oncognathus, Hartlaub.</i>	424
<i>blythi, Hartl.</i>	424
<i>Lamprocolius, Sundev.</i>	424
<i>splendidus (Vieill.)</i>	424
<i>purpureus, P. L. S. Müll.</i>	425
<i>phœnicopterus (Swains.)</i>	425
<i>bispecularis (Strickl.)</i>	425
<i>Spreo, Lesson.</i>	426
<i>bicolor (Gmel.)</i>	426



	Page		Page
Creadion, <i>Vieill.</i> .....	427	Family PARADISEIDÆ.	
<i>carunculatus (Gmel.)</i> ....	427	<i>Craspedophora, Gray</i> .....	447
Family ORIOLIDÆ.		<i>intercedens (Sharpe)</i> ....	447
<i>Oriolus, Linn.</i> .....	427	<i>alberti, Elliot</i> .....	447
<i>galbula, Linn.</i> .....	427	<i>Astrapia, Vieill.</i> .....	447
<i>kundoo, Sykes</i> .....	428	<i>stephaniæ, Finsch &amp; Meyer</i>	447
<i>diffusus, Sharpe</i> .....	429	<i>Paradisea, Linn.</i> .....	448
<i>temuirostris, Blyth</i> .....	430	<i>apoda, Linn.</i> .....	448
<i>andamanensis, Tytler &amp;</i>		<i>raggiana, Sel.</i> .....	448
<i>Beavan</i> .....	430	<i>Phonygama, Lesson</i> .....	449
<i>acerorhynchus, Blyth</i> ....	430	<i>jamesi, Sharpe</i> .....	449
<i>melanocephalus, Linn.</i> ....	431	<i>Manacodia, Bodd.</i> .....	450
<i>larvatus, Licht.</i> .....	431	<i>altera, Roths. &amp; Hartert</i> ..	450
<i>trailli, Vigors</i> .....	432	<i>jobiensis, Salvad.</i> .....	450
<i>Mimeta, King</i> .....	432	<i>Lophorhina, Vieill.</i> .....	451
<i>flavocincta, King</i> .....	432	<i>minor, Ramsay</i> .....	451
<i>sagittata (Lath.)</i> .....	433	<i>Amblyornis, Elliot</i> .....	451
<i>allinis, Gould</i> .....	433	<i>inornatus (Schleg.)</i> .....	451
<i>Sphæcotheres, Vieill.</i> .....	434	<i>subalaris (Sharpe)</i> .....	451
<i>maxillaris, Lath.</i> .....	434	<i>Chlamydodera, Gould</i> .....	452
<i>flaviventris, Gould</i> .....	434	<i>maculata, Gould</i> .....	452
Family DICRURIDÆ.		<i>nuchalis (Jard. &amp; Selby)</i> ..	452
<i>Dicrurus, Vieill.</i> .....	435	<i>Ælurædus, Cab.</i> .....	452
<i>annectens (Hodgs.)</i> .....	435	<i>stonei, Sharpe</i> .....	452
<i>Chibia, Hodgson</i> .....	437	<i>melanocephalus, Ramsay</i> ..	453
<i>hottentotta (Linn.)</i> .....	437	Family CORVIDÆ.	
<i>Dicruropsis, Salvad.</i> .....	437	<i>Trypanocorax, Sander.</i> .....	453
<i>bracteata (Gould)</i> .....	437	<i>frugilegus (Linn.)</i> .....	453
<i>carbonaria (Bonap.)</i> .....	438	<i>pastinator (Gould)</i> .....	454
<i>leuosticta (Sel.)</i> .....	438	<i>Heterocorax, Sharpe</i> .....	454
<i>borneensis, Sharpe</i> .....	438	<i>capensis (Licht.)</i> .....	454
<i>Chaptia, Hodgson</i> .....	439	<i>Corvus, Linn.</i> .....	455
<i>anea (Vieill.)</i> .....	439	<i>corax, Linn.</i> .....	455
<i>Buchanga, Hodgson</i> .....	439	<i>islandicus, Hantzsch</i> .....	456
<i>atra (Hermann)</i> .....	439	<i>hispanus, Hartert &amp;</i>	
<i>assimilis (Bechst.)</i> .....	441	<i>Kleinschm.</i> .....	456
<i>longicaudata (Jerd.)</i> ....	442	<i>canariensis, Hartert &amp;</i>	
<i>nigrescens, Oates</i> .....	443	<i>Kleinschm.</i> .....	457
<i>leucogenys, Walden</i> .....	443	<i>tingitanus, Irby</i> .....	457
<i>cærulescens (Linn.)</i> .....	444	<i>lawrencei, Hume</i> .....	458
<i>leucopygialis (Blyth)</i> ....	444	<i>umbrinus, Sander.</i> .....	458
<i>Edolius, Cuvier</i> .....	445	<i>principalis, Ridgw.</i> .....	459
<i>forficatus (Linn.)</i> .....	445	<i>cryptoleucus, Couch</i> ....	459
<i>Bissemuroides, Hume</i> .....	445	<i>coronoides, Vig. &amp; Horsf.</i>	460
<i>andamanensis (Tytler &amp;</i>		<i>ceclæ, Mathews</i> .....	460
<i>Beavan)</i> .....	445	<i>macrorhynchus, Wagl.</i> ..	461
<i>Bhrinza, Hodgson</i> .....	446	<i>japonensis, Bonap.</i> .....	462
<i>remifer (Temm.)</i> .....	446	<i>philippinus, Bonap.</i> .....	462
<i>Dissemurus, Gloger</i> .....	446	<i>pusillus, Tweed.</i> .....	463
<i>paradiseus (Linn.)</i> .....	446	<i>torquatus, Linn.</i> .....	463
		<i>scapulatus, Daud.</i> .....	464
		<i>cornix, Linn.</i> .....	464

	Page		Page
sardonius, <i>Kleinschm.</i> . . . .	466	Cissa, <i>Boie</i> . . . . .	488
sharpii, <i>Oates</i> . . . . .	466	chinensis ( <i>Bodd.</i> ) . . . . .	488
capellanus, <i>Scl.</i> . . . . .	467	Calocitta, <i>Gray</i> . . . . .	488
corone, <i>Linn.</i> . . . . .	467	collei ( <i>Vigors</i> ) . . . . .	488
orientalis, <i>Eversm.</i> . . . . .	468	Platysmurus, <i>Reichenb.</i> . . . .	489
caurinus, <i>Baird</i> . . . . .	468	aterrimus ( <i>Temm.</i> ) . . . . .	489
ossifragus, <i>Wilson</i> . . . . .	469	Garrulus, <i>Brisson</i> . . . . .	489
splendens, <i>Vieill.</i> . . . . .	469	glandarius ( <i>Linn.</i> ) . . . . .	489
insolens, <i>Hume</i> . . . . .	470	rufitergum, <i>Hartert</i> . . . . .	490
brachyrhynchus, <i>Brehm</i> . . . .	471	caspius, <i>Seebohm</i> . . . . .	491
pascuus, <i>Coues</i> . . . . .	471	minor, <i>Ferr.</i> . . . . .	491
hesperis, <i>Ridgw.</i> . . . . .	472	kryucki, <i>Kalenicz</i> . . . . .	491
Corvultur, <i>Lesson</i> . . . . .	472	atricapillus, <i>Geoffr.</i> . . . . .	492
albicollis ( <i>Lath.</i> ) . . . . .	472	japonicus, <i>Schleg.</i> . . . . .	492
Colæus, <i>Kaup</i> . . . . .	472	brandti, <i>Eversm.</i> . . . . .	492
monedula ( <i>Linn.</i> ) . . . . .	472	whitakeri, <i>Hartert</i> . . . . .	493
collaris ( <i>Drummond</i> ) . . . . .	474	cervicalis, <i>Bonap.</i> . . . . .	493
dauricus ( <i>Pall.</i> ) . . . . .	474	bispecularis, <i>Vigors</i> . . . . .	493
Rhinocorax, <i>Sharpe</i> . . . . .	474	sinensis, <i>Swinh.</i> . . . . .	493
affinis ( <i>Rüpp.</i> ) . . . . .	474	Laletus, <i>Reichenow</i> . . . . .	494
Microcorax, <i>Sharpe</i> . . . . .	475	lanceolatus ( <i>Vigors</i> ) . . . . .	494
jamaicensis ( <i>Gmel.</i> ) . . . . .	475	Cractes, <i>Billberg</i> . . . . .	494
Physocorax, <i>Bonap.</i> . . . . .	475	infustus ( <i>Linn.</i> ) . . . . .	494
moneduloides ( <i>Less.</i> ) . . . . .	475	canadensis ( <i>Linn.</i> ) . . . . .	495
Macrocorax, <i>Sharpe</i> . . . . .	475	Cyanocitta, <i>Strickl.</i> . . . . .	495
fuscicapillus ( <i>Gray</i> ) . . . . .	475	cristata ( <i>Linn.</i> ) . . . . .	495
Nucifraga, <i>Brisson</i> . . . . .	476	coronata ( <i>Swains.</i> ) . . . . .	496
caryocatactes ( <i>Linn.</i> ) . . . . .	476	florincola, <i>Coues</i> . . . . .	496
Pica, <i>Brisson</i> . . . . .	476	Aphelocoma, <i>Cab.</i> . . . . .	496
pica ( <i>Linn.</i> ) . . . . .	476	californica ( <i>Vigors</i> ) . . . . .	496
melanonota ( <i>Brehm</i> ) . . . . .	478	woodhousei ( <i>Baird</i> ) . . . . .	497
bactriana, <i>Bonap.</i> . . . . .	478	cyanotis, <i>Ridgw.</i> . . . . .	497
hudsonia ( <i>Sabine</i> ) . . . . .	479	Cyanocorax, <i>Boie</i> . . . . .	498
sericea, <i>Gould</i> . . . . .	479	chrysops ( <i>Vieill.</i> ) . . . . .	498
mauritania, <i>Malherbe.</i> . . . .	479	alliuis, <i>Pelz.</i> . . . . .	498
nuttalli, <i>Audub.</i> . . . . .	480	mystacalis ( <i>Geoffr.</i> ) . . . . .	499
Cyanopoliis, <i>Bonap.</i> . . . . .	480	caeruleus ( <i>Vieill.</i> ) . . . . .	499
cyanus ( <i>Pall.</i> ) . . . . .	480	Xanthura, <i>Bonap.</i> . . . . .	500
japonicus, <i>Parrot</i> . . . . .	481	galeata, <i>Ridgw.</i> . . . . .	500
swinhoei, <i>Hartert</i> . . . . .	481	luxuosa ( <i>Less.</i> ) . . . . .	500
cooki ( <i>Bonap.</i> ) . . . . .	481	glaucescens, <i>Ridgw.</i> . . . . .	500
Urocissa, <i>Cab.</i> . . . . .	482	guatemalensis, <i>Bonap.</i> . . . .	501
occipitalis ( <i>Blyth</i> ) . . . . .	482	Cissolopha, <i>Bonap.</i> . . . . .	501
erythrorhyncha ( <i>Gmel.</i> ) . . . .	483	yucatanica ( <i>Dubois</i> ) . . . . .	501
flavirostris ( <i>Blyth</i> ) . . . . .	483	beecheyi ( <i>Vigors</i> ) . . . . .	501
caerulea ( <i>Gould</i> ) . . . . .	484	melanocyanea ( <i>Hartl.</i> ) . . . . .	502
whiteheadi, <i>Ogilvie-Grant</i> . . .	484	Psilorhinus, <i>Rüpp.</i> . . . . .	502
Dendrocitta, <i>Gould</i> . . . . .	484	morio ( <i>Wagler</i> ) . . . . .	502
rufa ( <i>Scop.</i> ) . . . . .	484	vociferus ( <i>Cabot</i> ) . . . . .	503
frontalis, <i>McClell.</i> . . . . .	485	Struthidea, <i>Gould</i> . . . . .	503
himalayensis ( <i>Blyth</i> ) . . . . .	486	cinerea, <i>Gould</i> . . . . .	503
sinensis ( <i>Lath.</i> ) . . . . .	487	Picathartes, <i>Lesson</i> . . . . .	504
cinerascens, <i>Sharpe</i> . . . . .	487	gymnocephalus, <i>Temm.</i> . . . .	504
Crypsirhina, <i>Vieill.</i> . . . . .	487	oreas, <i>Reichenow</i> . . . . .	504
varians ( <i>Lath.</i> ) . . . . .	487	Glaucoptis, <i>Gmel.</i> . . . . .	504

	Page		Page
cinerea, <i>Gmel.</i> . . . . .	504	Family STREPERIDÆ.	
Graculus, <i>Koch.</i> . . . . .	504	Strepera, <i>Lesson.</i> . . . . .	508
graculus ( <i>Linn.</i> ) . . . . .	504	graculina ( <i>White</i> ) . . . . .	508
Pyrrhœorax, <i>Vieill.</i> . . . . .	506	arguta, <i>Gould</i> . . . . .	508
alpinus, <i>Vieill.</i> . . . . .	506	vieilloti, <i>Mathews</i> . . . . .	509
Corcorax, <i>Lesson</i> . . . . .	506	melanoptera, <i>Gould</i> . . . . .	509
melanothamphus ( <i>Vieill.</i> ) . . . . .	506	plumbea, <i>Gould</i> . . . . .	509
Podoces, <i>Fischer</i> . . . . .	507	intermedia, <i>Sharpe</i> . . . . .	510
panderi, <i>Fischer</i> . . . . .	507	fuliginosa ( <i>Gould</i> ) . . . . .	510
humilis, <i>Hume</i> . . . . .	507		

---



CATALOGUE  
OF  
BIRDS' EGGS.

VOL. V.

---

Order PASSERIFORMES (*continued*).

(*Cf.* Vol. iii. p. 165.)

Sub-Order ACROMYODI (*continued*).

(*Cf.* Vol. iii. p. 229.)

PASSERES NORMALES (*continued*).

(*Cf.* Vol. iii. p. 229.)

Family ZOSTEROPIDÆ.

Genus ZOSTEROPS, *Vig. & Horsf.*

As a rule eggs of the White-eyes resemble each other closely in size, shape, and colour. They are of a pointed oval shape, exhibit very little gloss, and are of a pale blue or bluish-green colour, without markings. The tint is variable not only among eggs of the same species, but even among those of the same clutch. In some clutches all the eggs are white.

*Zosterops japonica*, *Temm. & Schl.*

*Zosterops japonica*, *Sharpe, Cat. Birds B. M.* ix. p. 160 (1884); *Seebohm, B. Japan. Emp.* p. 68 (1890); *Nehrke, Kat. Eiersamml.* p. 78 (1899); *Finsch, Das Tierreich, Zosterop.* p. 11 (1901); *Dresser, Man. Pal. Birds*, pt. i. p. 221 (1902); *Sharpe, Hand-l.* v. p. 1 (1906).

*Zosterops palpebrosus japonicus*, *Hartert, Vig. Pal. Faun.* pt. iii. p. 315 (1905).

The eggs of the Japanese White-eye measure from  $\cdot67$  to  $\cdot7$  in length, and from  $\cdot5$  to  $\cdot53$  in breadth.

4. Fujiyama, Hondo, Japan, 11th July. W. Radcliffe Saunders, Esq. [P.].
5. Subashiri, Fujiyama, 5th July. W. Radcliffe Saunders, Esq. [P.].

### *Zosterops gouldi*, Bonap.

*Zosterops chloronotus*, Thien. *Fortpflanz. ges. Vög.* tab. xxiii. fig. 14 (1845-54).

*Zosterops gouldi*, Gould, *Handb. Birds Austr.* i. p. 588 (1865); Sharpe, *Cat. Birds B. M.* ix. p. 162 (1884); North, *Nests & Eggs Austr. Birds*, p. 350 (1889); Nehr. *Kat. Eiersamml.* p. 80 (1899); Campbell, *Nests & Eggs Austr. Birds*, i. p. 350 (1901); Finsch, *Das Tierreich, Zosterop.* p. 12 (1901); Sharpe, *Hand-l.* v. p. 2 (1906).

Eggs of the Australian Green-backed White-eye measure from  $\cdot62$  to  $\cdot7$  in length, and from  $\cdot48$  to  $\cdot5$  in breadth.

4. West Australia. Gould Coll.
1. West Australia. Gould Coll.
2. West Australia. Gould Coll.
2. West Australia, 4th November (A. J. Campbell). Crowley Bequest.
2. Australia, 27th December. Crowley Bequest.
3. Australia. Carter Coll.

### *Zosterops sundevalli*, Hartl.

*Zosterops pallida*, Sharpe (*nec Swains.*), *Cat. Birds B. M.* ix. p. 160 (1884); Shelley, *Birds Afr.* ii. p. 187 (1900); Finsch, *Das Tierreich, Zosterop.* p. 50 (1901).

*Zosterops sundevalli*, Sharpe, *Hand-l.* v. p. 2 (1906).

Eggs of Burchell's White-eye measure from  $\cdot65$  to  $\cdot66$  in length, and from  $\cdot44$  to  $\cdot46$  in breadth.

3. 14 Streams, Vaal River, November. R. B. Woosnam, Esq. [C.].

### *Zosterops xanthochroa*, Gray.

*Zosterops xanthochroa*, Layard, *Ibis*, 1878, p. 259; Sharpe, *Cat. Birds B. M.* ix. p. 174 (1884); Nehr. *Kat. Eiersamml.* p. 80 (1899); Finsch, *Das Tierreich, Zosterop.* p. 13 (1901); Sharpe, *Hand-l.* v. p. 2 (1906).

Two eggs of the New Caledonian White-eye measure respectively  $\cdot7$  by  $\cdot5$  and  $\cdot68$  by  $\cdot5$ .

2. New Caledonia (E. L. Layard: Tristram Coll.). Crowley Bequest.

**Zosterops ceylonensis, Hollsw.**

*Zosterops ceylonensis*, *Legge, B. Ceylon*, p. 585 (1879); *Sharpe, Cat. Birds B. M.* ix. p. 173 (1884); *Finsch, Das Tierreich, Zosterop.* p. 13 (1901); *Sharpe, Hand-l.* v. p. 2 (1906).

Three eggs of the Ceylon White-eye measure  $\cdot 6$  by  $\cdot 47$ .

3. Ceylon, 12th August. E. C. Stuart Baker, Esq. [C.].

**Zosterops annulosa, Swains.**

*Zosterops capensis*, *Sundev.*; *Sharpe, Cat. Birds B. M.* ix. p. 171 (1884); *Kuschel, J. f. O.* 1895, p. 345; *Nehrk. Kat. Eiersamml.* p. 80 (1899).  
*Zosterops annulosa*, *Finsch, Das Tierreich, Zosterop.* p. 14 (1901); *Sharpe, Hand-l.* v. p. 2 (1906).

Seven eggs of the Cape White-eye measure from  $\cdot 67$  to  $\cdot 69$  in length, and from  $\cdot 51$  to  $\cdot 53$  in breadth.

- |  |                                      |
|--|--------------------------------------|
| 1. South Africa ( <i>E. L. Layard</i> ). | Crowley Bequest.                     |
| 2. Grahamstown, South Africa.            | W. Radcliffe Saunders, Esq.<br>[P.]. |
| 1. Durban, Natal, 20th October.          | Major R. Sparrow [E.].               |
| 2. Durban, 24th December.                | Major R. Sparrow [E.].               |
| 1. Durban, 1st February.                 | Major R. Sparrow [E.].               |

**Zosterops madagascariensis (Gmel.).**

*Zosterops madagascariensis*, *Milne-Edwards & Grandidier, Hist. Nat. Madag., Ois.* i. p. 291, pl. 302. fig. 15 (1879); *Cowan, Proc. R. Phys. Soc. Edinb.* vii. p. 148 (1882); *Sharpe, Cat. Birds B. M.* ix. p. 170 (1884); *Nehrk. Kat. Eiersamml.* p. 80 (1899); *Sharpe, Hand-l.* v. p. 3 (1906).

*Zosterops maderaspatana*, *Finsch, Das Tierreich, Zosterop.* p. 15 (1901).

Six eggs of the Madagascar White-eye measure from  $\cdot 63$  to  $\cdot 69$  in length, and from  $\cdot 49$  to  $\cdot 5$  in breadth.

The six eggs in the Crowley Collection, purchased from Jamrach and said to have come from Madagascar, have been referred to the present bird. They appear, however, to belong to a different species, for they measure from  $\cdot 71$  to  $\cdot 75$  in length, and from  $\cdot 54$  to  $\cdot 55$  in breadth. Nehrkorn gives the measurements as  $\cdot 64 \times \cdot 5$  ( $16 \times 12\cdot 5$  mm.).

- |  |                           |
|--|---------------------------|
| 4. Betsileo, Madagascar.   | Rev. W. Deans Cowan [P.]. |
| 2. Ilaka, S.E. Madagascar, 16th Nov.<br>( <i>W. Deans Cowan: Tristram Coll.</i> ). | Crowley Bequest.          |
| 6. [Madagascar.]   | Crowley Bequest.          |

**Zosterops palpebrosa (Temm.).**

*Zosterops palpebrosa*, *Legge, B. Ceylon*, p. 582 (1879); *Sharpe, Cat. Birds B. M.* ix. p. 165 (1884); *Oates, Fauna Brit. Ind., Birds*, i. p. 214 (1889); *id., ed. Hume, Nests & Eggs Ind. Birds*, i. p. 140 (1889); *Nehrk. Kat. Eiersamml.* p. 165 (1899); *Barnes, Journ. Bomb. Nat. Hist. Soc.* v. p. 97, pl. (1890); *Finsch, Das Tierreich, Zosterop.* p. 17 (1901); *Sharpe, Hand-l.* v. p. 4 (1906).

The eggs of the Indian White-eye measure from  $\cdot 51$  to  $\cdot 7$  in length, and from  $\cdot 4$  to  $\cdot 49$  in breadth.

- |  |                  |
|--|------------------|
| 2. Kotgarh, Himalayas, 30th June.                      | Hume Coll.       |
| 1. Almora, Himalayas, 1st Aug.                         | Hume Coll.       |
| 2. North-west Provinces, 19th June.                    | Hume Coll.       |
| 1. Lucknow, 22nd May.                                  | Hume Coll.       |
| 2. Lucknow, 2nd July.                                  | Hume Coll.       |
| 2. Allahabad, 18th July.                               | Hume Coll.       |
| 2. Allahabad.  | Hume Coll.       |
| 1. Jhansi, 7th August.                                 | Hume Coll.       |
| 3. Saugor, C. Provinces, 2nd Aug.                      | Hume Coll.       |
| 7. Raipur, C. Provs. ( <i>F. R. Blewitt</i> ).         | Hume Coll.       |
| 9. Raipur, 15th June ( <i>F. R. B.</i> ).              | Hume Coll.       |
| 1. Nilghiri Hills ( <i>Miss Cockburn</i> ).            | Hume Coll.       |
| 3. Nilghiri Hills ( <i>Walhouse: Tristram Coll.</i> ). | Crowley Bequest. |
| 2. Ootacamund, Nilghiri Hills, 11th March.             | Hume Coll.       |
| 2. Ootacamund, 14th March.                             | Hume Coll.       |
| 1. Coonoor, Nilghiri Hills, 15th March.                | Hume Coll.       |
| 2. Coonoor, 17th March.                                | Hume Coll.       |
| 2. Coonoor, 15th April.                                | Hume Coll.       |
| 3. Dibrugarh, Assam, 18th May ( <i>J. R. Cripps</i> ). | Hume Coll.       |
| 1. Lunugala, Ceylon, May ( <i>A. L. Butler</i> ).      | Crowley Bequest. |

#### *Zosterops aureiventer*, Hume.

*Zosterops aureiventer*, Sharpe, *Cat. Birds B. M.* ix. p. 163 (1884); *Finsch, Das Tierreich, Zosterop.* p. 17 (1901); *Sharpe, Hand-l.* v. p. 4 (1906).

An egg of the Golden-bellied White-eye measures  $\cdot 59$  by  $\cdot 45$ .

- |                      |                  |
|----------------------|------------------|
| 1. Java, 28th April. | Crowley Bequest. |
|----------------------|------------------|

#### *Zosterops basilanica*, Steere.

*Zosterops everetti*, Sharpe (*nec Tweedd.*), *Cat. Birds B. M.* ix. p. 163 (1884).

*Zosterops basilanica*, Finsch, *Das Tierreich, Zosterop.* p. 19 (1901); *Sharpe, Hand-l.* v. p. 5 (1906).

Two (out of a clutch of three) eggs of the Basilan White-eye are white; they measure  $\cdot 55$  by  $\cdot 45$ .

- |  |                  |
|--|------------------|
| 2. Bongao, Philippine Islands, 13th July ( <i>A. H. Everett</i> ). | Crowley Bequest. |
|--|------------------|

#### *Zosterops simplex*, Swinh.

*Zosterops japonicus*, Swinhoe (*nec T. & S.*), *Ibis*, 1861, p. 331.

*Zosterops palpebrosa* Sharpe (*nec Temm.*), *Cat. Birds B. M.* ix. p. 165, part. (1884).

*Zosterops simplex*, Styan, *Ibis*, 1887, p. 227; Oates, *Fauna Brit. Ind., Birds*, i. p. 215 (1889); La Touche, *Ibis*, 1898, p. 367; 1899, p. 431;



*Nehrke, Kat. Eiersamml.* p. 80 (1899); *Finsch, Das Tierreich, Zosterop.* p. 20 (1901); *La Touche & Rickett, Ibis*, 1905, p. 31; *Sharpe, Hand-l.* v. p. 5 (1906).

The eggs of Swinhoe's White-eye measure from  $\cdot 6$  to  $\cdot 67$  in length, and from  $\cdot 47$  to  $\cdot 5$  in breadth.

- |   |                           |
|---|---------------------------|
| 1. Amoy, China ( <i>R. Swinhoe: Tristram Coll.</i> ). | Crowley Bequest.          |
| 4. Amoy, China ( <i>R. S.</i> ).                      | Seebohm Coll.             |
| 3. Foochow, China, 19th June.                         | C. B. Rickett, Esq. [P.]. |
| 2. Formosa, 28th April ( <i>P. A. Holst</i> ).        | Seebohm Coll.             |
| 2. Formosa, 1st May ( <i>P. A. H.</i> ).              | Seebohm Coll.             |
| 2. Formosa, 5th May ( <i>P. A. H.</i> ).              | Seebohm Coll.             |

### *Zosterops stejnegeri*, Seebohm.

*Zosterops stejnegeri*, Seebohm, *Ibis*, 1891, p. 273; *Nehrke, Kat. Eiersamml.* p. 80 (1899); *Finsch, Das Tierreich, Zosterop.* p. 20 (1901); *Sharpe, Hand-l.* v. p. 5 (1906).

*Zosterops palpebrosa stejnegeri*, Hartert, *Vög. Pal. Faun.* pt. iii. p. 315 (1905).

Two eggs of Stejneger's White-eye are of a very pale bluish-white; they measure  $\cdot 7$  in length, and from  $\cdot 5$  to  $\cdot 51$  in breadth.

- |  |                                   |
|--|-----------------------------------|
| 2. Fatsizio, Seven Islands, Japan, 13th April. | W. Radcliffe Saunders, Esq. [P.]. |
|--|-----------------------------------|

### *Zosterops natalis*, Lister.

*Zosterops natalis*, Sharpe, in *Andrews' Monogr. Christmas Island*, p. 49 (1900); *Finsch, Das Tierreich, Zosterop.* p. 23 (1901); *Sharpe, Hand-l.* v. p. 7 (1906).

The eggs of the Christmas-Island White-eye in the Collection vary greatly in size. Four examples measure respectively:  $\cdot 68$  by  $\cdot 51$ ;  $\cdot 7$  by  $\cdot 51$ ;  $\cdot 6$  by  $\cdot 49$ ;  $\cdot 6$  by  $\cdot 5$ .

- |   |                       |
|---|-----------------------|
| 2. Christmas Island, Indian Ocean, 9th Nov. ( <i>C. W. Andrews</i> ). | Sir John Murray [P.]. |
| 2. Christmas Island ( <i>C. W. A.</i> ).                              | Sir John Murray [P.]. |

### *Zosterops aignani*, Hartert.

(Plate I. fig. 1.)

*Zosterops aignani*, Hartert, *Nov. Zool.* vi. p. 210 (1899); *Sharpe, Hand-l.* v. p. 11 (1906).

The eggs of the St. Aignan White-eye measure from  $\cdot 62$  to  $\cdot 72$  in length, and from  $\cdot 5$  to  $\cdot 55$  in breadth.

- |                                       |                      |
|---------------------------------------|----------------------|
| 3. St. Aignan, Louisiade Archipelago. | Mr. A. S. Meek [C.]. |
| 3. St. Aignan.                        | Mr. A. S. Meek [C.]. |
| 1. St. Aignan.                        | Mr. A. S. Meek [C.]. |

**Zosterops flavifrons (Gmel.).**

*Zosterops flavifrons*, *Tristram, Ibis*, 1876, p. 262; *Sharpe, Cat. Birds B. M.* ix. p. 187 (1884); *Nehrck. Kat. Eiersamml.* p. 80 (1899); *Finsch, Das Tierreich, Zosterop.* p. 30 (1901); *Sharpe, Hand-l. v.* p. 11 (1906).

Two eggs of the New Hebrides White-eye are pure white and of a rather long pointed oval shape. They measure  $\cdot 8$  by  $\cdot 56$ .

1. New Hebrides, 24th October (*J. G. Crowley Bequest. Paton: Tristram Coll.*).
1. New Hebrides, 14th November (*Crowley Bequest. (J. G. P.: Tristram Coll.)*).

**Zosterops owstoni, Hartert.**

*Zosterops semperi*, *Finsch (nec Hartl.)*, *P. Z. S.* 1880, p. 575; *Nehrck. Kat. Eiersamml.* p. 80 (1899).

*Zosterops semperi owstoni*, *Hartert, Nov. Zool.* vii. p. 2 (1900).

*Zosterops owstoni*, *Finsch, Das Tierreich, Zosterop.* p. 31 (1901); *Sharpe, Hand-l. v.* p. 12 (1906).

Two eggs of the Ruk Island White-eye measure respectively  $\cdot 68$  by  $\cdot 5$  and  $\cdot 65$  by  $\cdot 5$ .

2. Ruk Island, Caroline Is., 10th June. *Crowley Bequest.*

**Zosterops hypoxantha, Salvad.**

*Zosterops hypoxantha*, *Sharpe, Cat. Birds B. M.* ix. p. 178 (1884); *Dahl, MT. Mus. Berlin*, i. pp. 98, 210 (1899); *Nehrck. Kat. Eiersamml.* p. 80 (1899); *Finsch, Das Tierreich, Zosterop.* p. 35 (1901); *Sharpe, Hand-l. v.* p. 14 (1906).

Eggs of the New Pomeranian White-eye measure  $\cdot 65$  by  $\cdot 5$  and  $\cdot 62$  by  $\cdot 48$ .

2. New Pomerania, Bismarck Archip. *Crowley Bequest.*
1. New Pomerania. *Crowley Bequest.*

**Zosterops lateralis (Lath.).**

*Zosterops dorsalis*, *Thien. (nec V. & H.) Fortpflanz. ges. Vög.* tab. xxiii. fig. 15 (1845-54).

*Zosterops cærulescens*, *Gould, Handb. Birds Austr.* i. p. 587 (1865); *Sharpe, Cat. Birds B. M.* ix. p. 152 (1884); *North, Nests & Eggs Austr. Birds*, p. 233 (1889); *Nehrck. Kat. Eiersamml.* p. 79 (1899); *Campbell, Nests & Eggs Austr. Birds*, i. p. 347, pl. 13 (1901); *Finsch, Das Tierreich, Zosterop.* p. 39 (1901).

*Zosterops lateralis*, *Sharpe, Hand-l. v.* p. 16 (1906).

Eggs of the Australian Grey-backed White-eye measure from  $\cdot 61$  to  $\cdot 8$  in length, and from  $\cdot 45$  to  $\cdot 59$  in breadth.

- |  |                                      |
|--|--------------------------------------|
| 3. New South Wales.  | Gould Coll.                          |
| 2. Sydney, N.S.W.  | Old Collection.                      |
| 3. Canterbury, N.S.W., 10th Nov.<br>( <i>A. J. North</i> ).            | Crowley Bequest.                     |
| 3. Dobroyd, N.S.W. ( <i>E. P. Ramsay</i> :<br><i>Tristram Coll.</i> ). | Crowley Bequest.                     |
| 3. Roseville, 17th October.  | A. J. North, Esq. [P.].              |
| 3. Melbourne, Victoria.  | A. J. Campbell, Esq. [P.].           |
| 2. Melbourne.  | Salvin-Godman Coll.                  |
| 3. Mouth of Yarra R., Victoria, 4th<br>October ( <i>A. J. North</i> ). | Crowley Bequest.                     |
| 3. Ballaarat Forest, Victoria.   | W. Radcliffe Saunders, Esq.<br>[P.]. |
| 2. South Australia.  | Gould Coll.                          |
| 2. Tasmania.   | Gould Coll.                          |
| 5. New Zealand.  | Dr. H. J. Wharton [P.].              |
| 2. Christchurch, New Zealand.  | Capt. R. Snow [P.].                  |

### *Zosterops flaviceps*, Peale.

*Zosterops flaviceps*, Peale, *U.S. Expl. Exped.* p. 95 (1848); *Finsch & Hartl. Beitr. Faun. Centralpolyn.* p. 52, pl. i. fig. 7 (1867); *Nehrck. J. f. O.* 1879, p. 396; *Finsch, Das Tierreich, Zosterop.* p. 40 (1901); *Sharpe, Hand-l.* v. p. 17 (1906).

*Zosterops westernensis*, *Nehrck. Kat. Eiersamml.* p. 79 (1899) [part.].

Eggs of the Fijian White-eye measure from ·66 to ·68 by ·5.

- |   |                  |
|---|------------------|
| 10. Fiji ( <i>E. L. Layard</i> : <i>Tristram<br/>Coll.</i> ). | Crowley Bequest. |
|---|------------------|

### *Zosterops tenuirostris*, Gould.

*Zosterops tenuirostris*, Gould, *Handb. Birds Austr.* ii. p. 536 (1865); *Sharpe, Cat. Birds B. M.* ix. p. 154 (1884); *Nehrck. Kat. Eiersamml.* p. 79 (1899); *Finsch, Das Tierreich, Zosterop.* p. 42 (1901); *Sharpe, Hand-l.* v. p. 17 (1906).

In four eggs of the Norfolk-Island White-eye, the measurements vary from ·72 to ·8 in length, and from ·56 to ·6 in breadth.

- |  |                  |
|--|------------------|
| 4. Norfolk Island ( <i>Dr. Crowfoot</i> ). | Crowley Bequest. |
|--|------------------|

## Family DICÆIDÆ.

### Genus DICÆUM, Cuv.

#### *Dicæum cruentatum* (Linn.).

*Dicæum cruentatum*, *Sharpe, Cat. Birds B. M.* x. p. 15 (1885); *Nehrck. Kat. Eiersamml.* p. 84 (1899); *Oates, Fauna Brit. Ind., Birds*, ii. p. 376 (1890); *id., ed. Hume, Nests & Eggs Ind. Birds*, ii. p. 270 (1890); *Sharpe, Hand-l.* v. p. 21 (1906).

Eggs of the Scarlet-backed Flower-pecker are of a pointed oval shape, plain white and without any gloss. They vary from .55 to .58 in length, and from .38 to .42 in breadth.

1. Dibrugarh, Assam, 24th May (*J. R. Hume* Coll. *Cripps*).
2. Pegu, 1st April (*E. W. Oates*). Oates Coll.
2. Pegu, 9th April (*E. W. O.*). Oates Coll.
1. Pegu, 28th March (*E. W. O.*). Crowley Bequest.

#### *Dicæum nigrimentum*, *Salvad.*

*Dicæum nigrimentum*, *Sharpe, Cat. Birds B. M.* x. p. 17 (1885); *id., Hand-l.* v. p. 21 (1906).

Three eggs of the Black-chinned Flower-pecker are uniform white and of an elongate oval form. They measure from .53 to .58 in length, and from .39 to .4 in breadth.

3. Singapore, 10th March (*J. Whitehead* - Crowley Bequest. *head*).

#### *Dicæum hirundinaceum* (*Shaw*).

*Dicæum hirundinaceum*, *Gould, Handb. Birds Austr.* i. p. 581 (1865); *Sharpe, Cat. Birds B. M.* x. p. 19 (1885); *North, Nests & Eggs Austr. Birds*, p. 236 (1889); *Campbell, Nests & Eggs Austr. Birds*, i. p. 437 (1901); *Sharpe, Hand-l.* v. p. 22 (1906).

The eggs of the Swallow Flower-pecker are of an elongate oval form, slightly glossy and plain white. They measure from .64 to .7 in length, and from .43 to .5 in breadth.

6. New South Wales. Gould Coll.
3. South Australia (*G. F. Angas*). Gould Coll.
1. Victoria. Govt. of Victoria [P].

#### *Dicæum hæmatostictum*, *Sharpe*.

*Dicæum hæmatostictum*, *Sharpe, Cat. Birds B. M.* x. p. 35 (1885); *Ogilvie-Grant & Whitehead, Ibis*, 1896, p. 553; 1898, p. 243, pl. vi. fig. 2; *Sharpe, Hand-l.* v. p. 25 (1906).

An egg of the Blood-breasted Flower-pecker is of a regular oval shape, without any gloss. It is pale greenish-white, spotted and blotched with pale olive-brown and clouded with lilac-grey. The markings are chiefly confined to the larger end of the egg. It measures .65 by .49.

1. Canloan Volcano, Central Negros, J. Whitehead, Esq. [C].  
Philippine Islands, 19th March.

#### *Dicæum trigonostigma* (*Scop.*).

*Dicæum trigonostigma*, *Sharpe, P. Z. S.* 1879, p. 343; *id., Cat. Birds B. M.* x. p. 38 (1885); *Nehrk. Kat. Eiersamml.* p. 84 (1899); *Sharpe, Hand-l.* v. p. 26 (1906).

An egg of the Orange-bellied Flower-pecker sent by Sir Hugh Low is of a pointed oval shape and devoid of gloss. It is pale greenish-white, rather thickly speckled and spotted, especially at the broad end, with umber-brown and dull purplish-grey. It measures  $\cdot 62$  by  $\cdot 42$ .

1. Labuan Island, Borneo.

Sir Hugh Low [C.].

**Dicæum cinereigulare**, *Tweedl.*

(Plate I. fig. 2.)

*Dicæum cinereigulare*, *Sharpe, Cat. Birds B. M.* x. p. 40 (1885); *Ogilvie-Grant & Whitehead, Ibis*, 1898, p. 243; *Nehr. Kat. Eiersamml.* p. 84 (1899); *Sharpe, Hand-l.* v. p. 27 (1906).

The eggs of the Grey-throated Flower-pecker are of a pointed oval shape, slightly glossy and plain white. They measure from  $\cdot 59$  to  $\cdot 62$  in length, and from  $\cdot 42$  to  $\cdot 45$  in breadth.

2. Samar, Philippine Islands, July.

J. Whitehead, Esq. [C.].

2. Samar, July.

J. Whitehead, Esq. [C.].

2. Samar, July.

J. Whitehead, Esq. [C.].

1. Samar, July.

J. Whitehead, Esq. [C.].

**Dicæum chrysorrhæum**, *Tenn.*

*Dicæum chrysorrhæum*, *Sharpe, Cat. Birds B. M.* x. p. 44 (1885); *Oates, Fauna Brit. Ind., Birds*, ii. p. 378 (1890); *Baker, Ibis*, 1896, p. 348; *Sharpe, Hand-l.* v. p. 27 (1906).

Eggs of the Yellow-vented Flower-pecker are of a long oval shape, and dull white, devoid of gloss. They measure  $\cdot 6$  in length, and from  $\cdot 41$  to  $\cdot 42$  in breadth.

2. Margherita, Assam, 15th June.

E. C. Stuart Baker, Esq. [C.].

**Dicæum concolor**, *Jerdon.*

*Dicæum concolor*, *Sharpe, Cat. Birds B. M.* x. p. 45 (1885); *Oates, Fauna Brit. Ind., Birds*, ii. p. 379 (1890); *id., ed. Hume, Nests & Eggs Ind. Birds*, ii. p. 272 (1890); *Sharpe, Hand-l.* v. p. 28 (1906).

The eggs of the Nilghiri Flower-pecker are elongate ovals, entirely devoid of gloss, and plain white. The average measurement of four examples is  $\cdot 64$  by  $\cdot 43$ .

1. Nilghiri Hills, S. India, 19th Jan.

Hume Coll.

2. Nilghiri Hills, April.

Hume Coll.

1. Nilghiri Hills, May.

Hume Coll.

**Dicæum olivaceum**, *Walden.*

*Dicæum inornatum*, *Sharpe, Cat. Birds B. M.* x. p. 45 (1885).

*Dicæum olivaceum*, *Oates, Fauna Brit. Ind., Birds*, ii. p. 380 (1890); *Baker, Ibis*, 1896, p. 349; *Sharpe, Hand-l.* v. p. 28 (1906).

Three eggs of the Plain-coloured Flower-pecker are of a rather broad oval shape, pure white, and devoid of gloss. They measure from  $\cdot 52$  to  $\cdot 58$  in length, and from  $\cdot 42$  to  $\cdot 46$  in breadth.

1. Margherita, Assam, 15th May. E. C. Stuart Baker, Esq. [C.].
2. Margherita, 15th August. E. C. Stuart Baker, Esq. [C.].

### *Dicaëum erythrorhynchum* (Lath.).

*Dicaëum minimum*, Tick.; *Legge, Birds Ceylon*, p. 574 (1879).  
*Dicaëum erythrorhynchum*, *Sharpe, Cat. Birds B. M.* x. p. 48 (1885);  
*Barnes, Journ. Bomb. Nat. Hist. Soc.* iv. p. 86 (1889); v. pl. (1890);  
*Oates, Fauna Brit. Ind., Birds*, ii. p. 381 (1890); *id., ed. Hume,*  
*Nests & Eggs Ind. Birds*, ii. p. 274 (1890); *Nehr. Kat. Eiersamml.*  
 p. 84 (1899); *Sharpe, Hand-l.* v. p. 28 (1906).

Eggs of Tickell's Flower-pecker are of a somewhat narrow oval shape, and plain white, without gloss. They measure from  $\cdot 57$  to  $\cdot 61$  in length, and from  $\cdot 4$  to  $\cdot 41$  in breadth.

2. Sitapur, Oudh, 12th March (C. R. Hume Coll.  
Cock).
3. Maunbhum, Bengal, February (R. Crowley Bequest.  
C. Beavan: Tristram Coll.)

### Genus **PARDALOTUS**, Vieill.

#### *Pardalotus ornatus*, Temm.

(Plate I. fig. 3.)

*Pardalotus striatus*, Temm.; *Gould, Handb. Birds Austr.* i. p. 161 (1865).  
*Pardalotus ornatus*, *Sharpe, Cat. Birds B. M.* x. p. 55 (1885); *North,*  
*Nests & Eggs Austr. Birds*, p. 384 (1889); *Nehr. Kat. Eiersamml.*  
 p. 84 (1899); *Campbell, Nests & Eggs Austr. Birds*, i. p. 440 (1901);  
*Sharpe, Hand-l.* v. p. 29 (1906).

The eggs of the Striated Diamond-bird vary from a narrow to a broad oval or spherical shape, and exhibit a small amount of gloss. They are plain white, and measure from  $\cdot 7$  to  $\cdot 75$  in length, and from  $\cdot 5$  to  $\cdot 6$  in breadth.

1. New South Wales (Wilson). Gould Coll.
2. Wimmera District, Victoria, 5th  
September (A. J. North). Crowley Bequest.
3. South Australia (G. F. Angas). Gould Coll.
2. South Australia. Gould Coll.

#### *Pardalotus affinis*, Gould.

*Pardalotus affinis*, *Gould, Handb. Birds Austr.* i. p. 163 (1865); *Sharpe,*  
*Cat. Birds B. M.* x. p. 57 (1885); *North, Nests & Eggs Austr. Birds,*  
 p. 51 (1889); *Nehr. Kat. Eiersamml.* p. 84 (1899); *Campbell, Nests*  
*& Eggs Austr. Birds*, i. p. 443 (1901); *Sharpe, Hand-l.* v. p. 29  
 (1906).

Four eggs of the Yellow-tipped Diamond-bird are of a broad oval

shape, pure white, and very slightly glossed. They measure from .72 to .75 in length, and from .53 to .56 in breadth.

- |              |                  |
|--------------|------------------|
| 1. Tasmania. | Crowley Bequest. |
| 3. Tasmania. | Crowley Bequest. |

**Pardalotus punctatus (Shaw).**

*Pardalotus punctatus*, *Gould, Handb. Birds Austr.* i. p. 157 (1865); *Sharpe, Cat. Birds B. M.* x. p. 58 (1885); *North, Nests & Eggs Austr. Birds*, p. 48 (1889); *Nehrk. Kat. Eiersamml.* p. 84 (1899); *Campbell, Nests & Eggs Austr. Birds*, i. p. 444 (1901); *Sharpe, Hand-l.* v. p. 29 (1906).

The eggs of the Spotted Diamond-bird are of a broad oval shape and plain white, with a moderate amount of gloss. They measure from .63 to .7 in length, and from .5 to .53 in breadth.

- |   |                         |
|---|-------------------------|
| 4. New South Wales.   | Gould Coll.             |
| 4. Dobroyd, New South Wales, October ( <i>E. P. Ramsay; Tristram Coll.</i> ). | Crowley Bequest.        |
| 4. Chatswood, N. S. Wales, 26th October.                                      | A. J. North, Esq. [P.]. |
| 4. Canterbury, N. S. Wales, 15th September ( <i>A. J. North</i> ).            | Crowley Bequest.        |
| 2. South Australia ( <i>White</i> ).  | Gould Coll.             |
| 2. Swan River ( <i>G. J. Bostock; Tristram Coll.</i> ).                       | Crowley Bequest.        |
| 2. Tasmania.  | Gould Coll.             |
| 3. Tasmania ( <i>Hinsby</i> ).  | Crowley Bequest.        |

**Pardalotus melanocephalus, Gould.**

*Pardalotus melanocephalus*, *Gould, Handb. Birds Austr.* i. p. 165 (1865); *Sharpe, Cat. Birds B. M.* x. p. 60 (1885); *North, Nests & Eggs Austr. Birds*, p. 52 (1889); *Nehrk. Kat. Eiersamml.* p. 84 (1899); *Campbell, Nests & Eggs Austr. Birds*, i. p. 447 (1901); *Sharpe, Hand-l.* v. p. 29 (1906).

The eggs of the Black-headed Diamond-bird are of a broad oval or spheroidal shape, slightly glossy, and plain white. They measure from .67 to .7 in length, and from .53 to .56 in breadth.

- |   |                  |
|---|------------------|
| 3. Dawson River, Queensland, 21st August ( <i>North Coll.</i> ).                    | Crowley Bequest. |
| 2. Rockhampton, Queensland, 10th January ( <i>North Coll.</i> ).                    | Crowley Bequest. |
| 3. New South Wales ( <i>E. P. Ramsay</i> ).   | Gould Coll.      |
| 3. New South Wales ( <i>G. F. Angus</i> ).  | Gould Coll.      |
| 1. New South Wales ( <i>G. F. A.</i> ).   | Gould Coll.      |
| 1. Clarence River District, N.S.W., September ( <i>E. P. R. ; Tristram Coll.</i> ). | Crowley Bequest. |
| 1. Clarence River District ( <i>J. Macgillivray; Tristram Coll.</i> ).              | Crowley Bequest. |

**Pardalotus quadragintus, Gould.**

*Pardalotus quadragintus*, *Gould, Handb. Birds Austr.* i. p. 160 (1865); *Sharpe, Cat. Birds B. M.* x. p. 62 (1885); *North, Nests & Eggs Austr. Birds*, p. 54 (1889); *Nehrck. Kat. Eiersamml.* p. 84 (1899); *Campbell, Nests & Eggs Austr. Birds*, i. p. 449 (1901); *Sharpe, Hand-l.* v. p. 30 (1906).

Three eggs of the Forty-spotted Diamond-bird are spheroidal in form, white, and slightly glossed. They measure from .59 to .62 in length, and from .5 to .51 in breadth.

- |              |                  |
|--------------|------------------|
| 1. Tasmania. | Gould Coll.      |
| 2. Tasmania. | Crowley Bequest. |

**Genus PIPRISOMA, Blyth.**

***Piprisoma squalidum* (Burt.).**

(Plate I. fig. 6.)

*Piprisoma agile*, *Beavan, Ibis*, 1865, p. 416; 1867, p. 430, pl. x.; *Legge, Birds Ceylon*, p. 579 (1879).  
*Prionochilus squalidus*, *Sharpe, Cat. Birds B. M.* x. p. 73 (1885); *Nehrck. Kat. Eiersamml.* p. 84 (1899).  
*Piprisoma squalidum*, *Oates, Faun. Brit. Ind., Birds*, ii. p. 382 (1890); *id., ed. Hume, Nests & Eggs Ind. Birds*, ii. p. 277 (1890); *Sharpe, Hand-l.* v. p. 32 (1906).

The eggs of the Thick-billed Flower-pecker are of a regular oval shape and slightly glossy. They are pale pink, and densely marked with confluent blotches and clouds of chestnut-brown and lavender-grey\*. They measure from .6 to .63 in length, and from .45 to .46 in breadth.

- |  |                  |
|--|------------------|
| 1. Northern India, 24th February.  | Hume Coll.       |
| 2. Maunbhum, 29th March ( <i>R. C.</i><br><i>Beavan: Tristram Coll.</i> ). | Crowley Bequest. |
| 2. Maunbhum, 18th April ( <i>R. C. B.</i> :<br><i>Tristram Coll.</i> ).    | Crowley Bequest. |

**Genus MELANOCHARIS, Sclater.**

***Melanocharis striativentris*, Salvador.**

(Plate I. fig. 18.)

*Melanocharis striativentris*, *Salvad. Ann. Mus. Civ. Genov.* (2) xiv. p. 150 (1894); *Sharpe, Hand-l.* v. p. 33 (1906).

An egg of Salvadori's Flower-pecker is of a broad oval shape and devoid of gloss; the ground-colour is pinkish-white, blotched

\* Mr. Stuart Baker (*Ibis*, 1896, p. 350) has described the nests and eggs of the closely allied *P. modestum*.



and spotted with purplish-brown and purplish-grey, the blotches being more or less concentrated in an irregular zone round the larger end. It measures  $\cdot 8$  in length by  $\cdot 57$  in breadth.

- |                           |                     |
|---------------------------|---------------------|
| 1. South-east New Guinea. | Mr. E. Weiske [C.]. |
| 1. South-east New Guinea. | Mr. E. Weiske [C.]. |

## Family NECTARINIIDÆ.

Genus **HEDYDIPNA**, *Cab.*

**Hedydipna metallica** (*Licht.*).

(Plate I. fig. 4.)

*Nectarinia metallica*, *Gadow, Cat. Birds B. M.* ix. p. 8 (1884); *Kuschel, J. f. O.* 1895, p. 346.

*Hedydipna metallica*, *Shelley, Monogr. Nect.* p. 3 (1876-80); *id., Birds Afr.* ii. p. 15 (1900); *Sharpe, Hand-l.* v. p. 34 (1906).

An egg of the Blue-collared Long-tailed Sun-bird is of a long oval shape and slightly glossy; it is pure white, with a few irregular serolls and dashes of dull purplish-red, congregated near the larger end. It measures  $\cdot 59$  by  $\cdot 48$ .

- |                    |                        |
|--------------------|------------------------|
| 1. Khartum, March. | Major H. M. Dunn [P.]. |
|--------------------|------------------------|

Genus **NECTARINIA**, *Illiger.*

**Nectarinia famosa** (*Linn.*).

(Plate I. fig. 17.)

*Nectarinia famosa*, *Shelley, Monogr. Nect.* p. 13 (1876-80); *Sharpe, ed. Layard's Birds S. Africa*, p. 306 (1875-84); *Gadow, Cat. Birds B. M.* ix. p. 5 (1884); *Kuschel, J. f. O.* 1895, p. 346; *Nehrke, Kat. Eiersamm.* p. 75 (1899); *Stark, Faun. S. Afr., Birds*, i. p. 276 (1900); *Shelley, Birds Afr.* ii. p. 19 (1900); *Sharpe, Hand-l.* v. p. 35 (1906).

The eggs of the Malachite Sun-bird are of an oval shape and moderately glossy. They are greyish-brown, blotched all over with dark brown or olive-brown. In some examples, however, the markings are very fine and indistinct, and not much darker than the ground-colour of the egg. They measure  $\cdot 71$  to  $\cdot 76$  in length, by  $\cdot 5$  to  $\cdot 52$  in breadth.

- |   |                          |
|---|--------------------------|
| 2. South Africa.  | E. L. Layard, Esq. [P.]. |
| 2. Cape Colony ( <i>T. Atmore: Tristram Coll.</i> ).                          | Crowley Bequest.         |
| 2. Otjimbingue, Damaraland, April ( <i>C. J. Andersson: Tristram Coll.</i> ). | Crowley Bequest.         |

Genus **CHALCOSTETHA**, *Cab.***Chalcostetha pectoralis** (*Temm.*).

*Nectarinia pectoralis*, *Schleg. & Müll. Verhand. Zool., Aves*, p. 57, pl. 9. fig. (1846).

*Chalcostetha insignis*, *Shelley, Monogr. Nect.* p. 87 (1876-80); *Gadow, Cat. Birds B. M.* ix. p. 12 (1884).

*Chalcostetha pectoralis*, *Oates, Fauna Brit. Ind., Birds*, ii. p. 345 (1890); *Sharpe, Hand-l.* v. p. 37 (1906).

The eggs of Maklot's Sun-bird are of a long oval shape, with scarcely any gloss. In four specimens the ground-colour is whitish, thickly mottled and spotted all over with umber-brown, some of the spots being rounded and more intense in colour. In another specimen the ground-colour is greenish-white, blotched towards the larger end with purplish-grey and with scattered spots and small blotches of deep brown. They measure from .59 to .62 in length, and from .42 to .43 in breadth.

4. Sandakan, N. Borneo (*W. B. Pryor: Crowley Bequest. Tristram Coll.*).
1. Labuan Island, Borneo. Crowley Bequest.

Genus **ÆTHOPYGA**, *Cab.***Æthopyga vigorsi** (*Sykes*).

(Plate I. fig. 10.)

*Æthopyga vigorsi*, *Shelley, Monogr. Nect.* p. 71 (1876-80); *Gadow, Cat. Birds B. M.* ix. p. 18 (1884); *Oates, Fauna Brit. Ind., Birds*, ii. p. 350 (1890); *id., ed. Hume, Nests & Eggs Ind. Birds*, ii. p. 250 (1890); *Sharpe, Hand-l.* v. p. 38 (1906).

An egg of Vigors's Yellow-backed Sun-bird is of a regular oval shape and without gloss. It is yellowish-buff, very densely mottled with yellowish-brown. At the broad end there is a fine black hair-line, extending over a third of the circumference of the egg. This example measures .64 by .5.

1. Bhor Ghâts, Western India Hume Coll.  
(*H. Wenden*).

**Æthopyga seheriæ** (*Tick.*).

(Plate I. fig. 12.)

*Æthopyga seheriæ*, *Shelley, Monogr. Nect.* p. 67 (1876-80); *Gadow, Cat. Birds B. M.* ix. p. 18 (1884); *Oates, Fauna Brit. Ind., Birds*, ii. p. 348 (1890); *id., ed. Hume, Nests & Eggs Ind. Birds*, ii. p. 249 (1890); *Sharpe, Hand-l.* v. p. 38 (1906).

The eggs of the Himalayan Yellow-backed Sun-bird are of a pointed oval form and devoid of gloss. They are white, speckled with pale chocolate-brown and purplish-grey. The markings,

which are small and well-defined, are more frequent at the broad end of the egg than elsewhere, but do not form a conspicuous cap. Four examples measure respectively: .55 by .47; .57 by .43; .59 by .44; .6 by .46.

1. Mongphoo, Darjiling, 2nd Aug. Hume Coll.  
(*J. Gammie*).
3. Sikhim Terai, 9th May (*O. Möller*). Hume Coll.

### *Æthopyga siparaja* (*Raffl.*).

(Plate I. fig. 7.)

*Æthopyga siparaja*, *Shelley, Monogr. Nect.* p. 57 (1876-80); *Sharpe, P. Z. S.* 1879, p. 342; *Gadow, Cat. Birds B. M.* ix. p. 21 (1884); *Sharpe, Ibis*, 1889, p. 422; *id., Hand-l.* v. p. 38 (1906).

The eggs of the Malayan Yellow-backed Sun-bird are of a broad oval form and without gloss. The ground-colour varies from pinkish-white to pale salmon-pink, and the markings are of two types. In one, which appears to be the commoner, the egg is marked with large clouds of a darker pink than the ground-colour, and is also spotted and otherwise marked with rich purplish-red and chocolate-brown. In the other, the egg is densely streaked and mottled with rich chestnut, and has no other markings except a few specks of deep purplish-red, almost black in intensity. Specimens measure from .52 to .6 in length, and from .4 to .43 in breadth.

8. Labuan Island, Borneo. Sir Hugh Low [C].
1. Borneo (*H. Low: Tristram Coll.*). Crowley Bequest.
2. Mt. Kina Balu, 30th April (*J. Whitehead*). Crowley Bequest.

### *Æthopyga magnifica*, *Sharpe*.

*Æthopyga magnifica*, *Shelley, Monogr. Nect.* p. 51 (1876-80); *Gadow, Cat. Birds B. M.* ix. p. 24 (1884); *Steere, List Birds S. Mann. Philipp.* p. 22 (1890); *Ogilvie-Grant & Whitehead, Ibis*, 1896, p. 550; 1898, p. 241, pl. v. figs. 5 & 6; *Sharpe, Hand-l.* v. p. 38 (1906).

The eggs of the Black-bellied Yellow-backed Sun-bird are of a somewhat lengthened oval shape and devoid of all gloss. They are pale pink, mottled with chestnut, the markings being extremely dense at the broad end and forming a zone or cap at that part. In one or two specimens a few very fine hair-like lines may be noticed at the broad end.

One example differs from the above, and resembles the eggs of *Æ. siparaja* of the first or commoner type.

Two examples measure respectively: .65 by .5; .68 by .48.

2. Negros, Philippine Islands, Feb. Steere Exped.
2. Canloan Volcano, Negros, 23rd March. J. Whitehead, Esq. [C].
1. Canloan Volcano, 15th April. J. Whitehead, Esq. [C].

***Æthopyga ignicauda* (Hodgs.).**

*Æthopyga ignicauda*, *Shelley, Monogr. Nect.* p. 45 (1876-80); *Gadow, Cat. Birds B. M.* ix. p. 25 (1884); *Oates, Fauna Brit. Ind., Birds*, ii. p. 351 (1890); *Sharpe, Hand-l.* v. p. 39 (1906).

Two eggs of the Fire-tailed Yellow-backed Sun-bird are of an elongate oval shape and devoid of gloss. The ground-colour is white, finely spotted and mottled all over with light reddish-brown. They measure respectively  $\cdot 75$  by  $\cdot 49$  and  $\cdot 73$  by  $\cdot 49$ .

2. Darjiling, 27th May.

B. B. Osmaston, Esq. [P.].

***Æthopyga gouldiæ* (Vig.).**

*Æthopyga gouldiæ*, *Shelley, Monogr. Nect.* p. 41 (1876-80); *Gadow, Cat. Birds B. M.* ix. p. 27 (1884); *Oates, Fauna Brit. Ind., Birds*, ii. p. 352 (1890); *Baker, Ibis*, 1896, p. 343; *Sharpe, Hand-l.* v. p. 39 (1906).

Two eggs of Mrs. Gould's Yellow-backed Sun-bird are of a broad oval form and devoid of gloss; the ground-colour is white, with spots and small blotches of umber-brown and dull lavender all over the shell, but concentrating towards the larger end so as to form a wide zone. They measure respectively  $\cdot 56$  by  $\cdot 44$  and  $\cdot 5$  by  $\cdot 44$ .

2. Laisung, North Cachar, 17th May.

E. C. Stuart Baker, Esq. [C.].

***Æthopyga dabryi* (Ferr.).**

*Æthopyga dabryi*, *Shelley, Monogr. Nect.* p. 39 (1876-80); *Gadow, Cat. Birds B. M.* ix. p. 28 (1884); *Oates, Fauna Brit. Ind., Birds*, ii. p. 353 (1890); *Baker, Ibis*, 1896, p. 344; *Sharpe, Hand-l.* v. p. 39 (1906).

Two eggs of Dabry's Yellow-backed Sun-bird are of a broad oval form and devoid of gloss; the ground-colour is white, spotted and blotched with reddish-brown and dull violet-brown, most of the markings concentrating so as to form a wide irregular zone round the larger end. They measure respectively  $\cdot 55$  by  $\cdot 42$  and  $\cdot 53$  by  $\cdot 41$ .

2. Hungrum, N. Cachar, 25th June.

E. C. Stuart Baker, Esq. [C.].

***Æthopyga bella*, Tweedd.**

*Æthopyga bella*, *Shelley, Monogr. Nect.* p. 77 (1876-80); *Gadow, Cat. Birds B. M.* ix. p. 29 (1884); *Ogilvie-Grant & Whitehead, Ibis*, 1898, p. 242, pl. v. fig. 10; *Sharpe, Hand-l.* v. p. 40 (1906).

The eggs of the White-breasted Yellow-backed Sun-bird are of a regular oval shape and devoid of gloss. They are pinkish-white, blotched with lilac-red and chestnut-brown, especially at the broad end, where the markings are larger and confluent. In addition,

there are traces of lavender-grey markings underlying the chestnut and sometimes a few specks and lines of dark purplish-red. Three examples measure respectively:  $\cdot 5$  by  $\cdot 38$ ;  $\cdot 51$  by  $\cdot 39$ ;  $\cdot 53$  by  $\cdot 39$ .

3. Samar, Philippine Islands, 19th July. J. Whitehead, Esq. [C.].

Genus **EUDREPANIS**, *Sharpe*.

**Eudrepanis pulcherrima** (*Sharpe*).

(Plate I. fig. 9.)

*Eudrepanis pulcherrima*, *Shelley, Monogr. Nect.* p. 81 (1876-80); *Ogilvie-Grant & Whitehead, Ibis*, 1898, p. 242; *Sharpe, Hand-l.* v. p. 40 (1906).

*Æthopyga pulcherrima*, *Gadow, Cat. Birds B. M.* ix. p. 31 (1884).

Three eggs of the Short-tailed Yellow-backed Sun-bird resemble those of *Æthopyga siparaja* of the first or commoner type, but are rather more dull in colour. Three examples measure respectively:  $\cdot 55$  by  $\cdot 43$ ;  $\cdot 55$  by  $\cdot 42$ ;  $\cdot 54$  by  $\cdot 44$ .

3. Paranos, Samar, Philippine Islands, J. Whitehead, Esq. [C.].  
26th June.

Genus **ARACHNECHTHRA**, *Cab.*

**Arachnechthra asiatica** (*Lath.*).

(Plate I. figs. 14 & 15.)

*Cinnerys asiaticus*, *Shelley, Monogr. Nect.* p. 181 (1876-80); *Legge, B. Ceylon*, p. 566 (1879).

*Cinnerys asiatica*, *Gadow, Cat. Birds B. M.* ix. p. 56 (1884); *Nehrk. Kat. Eiersamml.* p. 77 (1899).

*Arachnechthra asiatica*, *Oates, Fauna Brit. Ind., Birds*, ii. p. 359 (1890); *id., ed. Hume, Nests & Eggs Ind. Birds*, ii. p. 252 (1890); *Sharpe, Hand-l.* v. p. 41 (1906).

The eggs of the Purple Sun-bird are normally of a narrow, pointed oval shape and they are moderately, and in some instances highly, glossy. Mr. Hume thus describes them:—"The ground-colour is greenish-greyish- or brownish-white; in some but little, in others almost entirely obscured by the markings. These latter, always minute and ill-defined, are grey, purplish-grey, brown, or greyish-brown. A certain number of the eggs are pretty uniformly speckled and freckled over the whole surface, but in the majority the markings are densest towards the large end, where many exhibit more or less perfect caps or zones, and to which locality in some few specimens the markings are exclusively confined."

The eggs measure from  $\cdot 6$  to  $\cdot 7$  in length, and from  $\cdot 45$  to  $\cdot 48$  in breadth.

- |  |                  |
|--|------------------|
| 9. Sind ( <i>H. Gould</i> ).   | Gould Coll.      |
| 1. Hansi, Punjab, April.   | Hume Coll.       |
| 1. Hansi, 16th April.  | Hume Coll.       |
| 3. Hansi, 18th April.  | Hume Coll.       |
| 1. Hansi, 20th April.  | Hume Coll.       |
| 3. Hansi, July.  | Hume Coll.       |
| 2. Gurgaon District, 23rd April.   | Hume Coll.       |
| 5. North-west Provinces.   | Hume Coll.       |
| 1. Agra, 18th June.  | Hume Coll.       |
| 3. Lucknow, 16th May.  | Hume Coll.       |
| 1. Mirzapur, 5th June ( <i>W. E. Brooks</i> :<br><i>Tristram Coll.</i> ).          | Crowley Bequest. |
| 1. Mirzapur, 14th March ( <i>W. E. B.</i> :<br><i>Tristram Coll.</i> ).            | Crowley Bequest. |
| 1. Jhansi, Aug. ( <i>F. R. Blewitt</i> ).  | Hume Coll.       |
| 2. Maunbhum, 29th March ( <i>R. C.</i><br><i>Beaman</i> : <i>Tristram Coll.</i> ). | Crowley Bequest. |
| 4. Maunbhum, 5th April ( <i>R. C. B.</i> :<br><i>Tristram Coll.</i> ).             | Crowley Bequest. |
| 2. Raipur, C. Provs. ( <i>F. R. B.</i> ).  | Hume Coll.       |
| 1. Coonoor, Nilghiri Hills, 20th Feb.  | Hume Coll.       |
| 1. Kotagberry, Nilghiri Hills, 14th<br>April ( <i>Miss Cockburn</i> ).             | Hume Coll.       |
| 1. Kullar, Nilghiri Hills, 5th Feb.  | Hume Coll.       |
| 1. Tipperah ( <i>V. Irwin</i> ).   | Hume Coll.       |

### *Arachnechthra lotenia* (*Linn.*).

- Cinnyris lotenius*, *Shelley, Monogr. Nect.* p. 177 (1876-80); *Legge, B. Ceylon*, p. 563 (1879); *Gadow, Cat. Birds B. M.* ix. p. 60 (1884).  
*Arachnechthra lotenia*, *Oates, Fauna Brit. Ind., Birds*, ii. p. 358 (1890);  
*id., ed. Hume, Nests & Eggs Ind. Birds*, ii. p. 251 (1890); *Sharpe, Hand-l.* v. p. 41 (1906).

An egg of Loten's Sun-bird is of a somewhat elongate, rather pointed oval shape, and has very little gloss: the ground-colour is white, finely dotted and mottled all over with pale umber-brown, the markings being rather more concentrated towards the larger end so as to form an indistinct zone. It measures .69 by .48.

1. Lunugala, Ceylon, 3rd May (*A. L. Butler*). Crowley Bequest.

### Genus *LEPTOCOMA*, *Cab.*

#### *Leptocoma minima* (*Sykes*).

- Cinnyris minimus*, *Shelley, Monogr. Nect.* p. 143 (1876-80); *Legge, B. Ceylon*, p. 572 (1879).  
*Cinnyris minima*, *Gadow, Cat. Birds B. M.* ix. p. 62 (1884); *Nehrke, Kat. Eiersamml.* p. 77 (1899).  
*Arachnechthra minima*, *Oates, Fauna Brit. Ind., Birds*, ii. p. 363 (1890); *id., ed. Hume, Nests & Eggs Ind. Birds*, ii. p. 262 (1890).  
*Leptocoma minima*, *Sharpe, Hand-l.* v. p. 41 (1906).

An egg of the Tiny Sun-bird in the Collection closely resembles

some of the eggs of *Arachnechthra asiatica*. It is greenish-white, densely freckled with greyish-brown. It measures  $\cdot 61$  by  $\cdot 42$ .

1. Nilghiri Hills, S. India, Oct. Hume Coll.  
(*W. Davison*).

### *Leptocoma hasselti* (*Temm.*).

(Plate I. fig. 24.)

- Cinnyris hasselti*, *Shelley, Monogr. Nect.* p. 127 (1876-80); *Gadow, Cat. Birds B. M.* ix. p. 67 (1884).  
*Arachnechthra hasselti*, *Oates, Fauna Brit. Ind., Birds*, ii. p. 360 (1890);  
*id.*, *ed. Hume, Nests & Eggs Ind. Birds*, ii. p. 258 (1890).  
*Leptocoma hasselti*, *Sharpe, Hand-l.* v. p. 42 (1906).

Two eggs of Van Hasselt's Sun-bird are of an ordinary oval form and rather glossy. They are brown, with a zone of a somewhat darker shade of the same colour round the broader end and a few indistinct freckles elsewhere on the shell. Two examples measure respectively:  $\cdot 57$  by  $\cdot 4$ ;  $\cdot 58$  by  $\cdot 4$ .

2. Salang, Malay Peninsula, 28th Feb. Hume Coll.  
(*J. Darling*).

### *Leptocoma zeylonica* (*Linn.*).

- Cinnyris zeylonica*, *Shelley, Monogr. Nect.* p. 137 (1876-80); *Legge, B. Ceylon*, p. 569 (1879); *Gadow, Cat. Birds B. M.* ix. p. 64 (1884);  
*Nehr. Kat. Eiersamml.* p. 77 (1899).  
*Arachnechthra zeylonica*, *Oates, Fauna Brit. Ind., Birds*, ii. p. 64 (1890); *id.*, *ed. Hume, Nests & Eggs Ind. Birds*, ii. p. 263 (1890).  
*Leptocoma zeylonica*, *Sharpe, Hand-l.* v. p. 42 (1906).

The eggs of the Ceylonese or Purple-rumped, Sun-bird do not differ from those of *Arachnechthra asiatica* either in colour or size.

2. Maunbhun, Bengal, 16th December Crowley Bequest.  
(*R. C. Beavan: Tristram Coll.*).  
1. Raipur, C. Provinces (*F. R. Hume Coll.*  
*Blewitt*).  
2. Salem, Madras, Aug. (*A. G. R. Hume Coll.*  
*Theobald*).  
1. Southern India, 9th June. Hume Coll.  
1. Lunugala, Ceylon, 6th April (*A. L. Crowley Bequest.*  
*Butler*).  
1. Lunugala, May (*A. L. B.*). Crowley Bequest.

### Genus **HERMOTIMIA**, *Reichenb.*

#### *Hermotimia corinna*, *Salvad.*

- Cinnyris corinnae*, *Shelley, Monogr. Nect.* p. 117 (1876-80).  
*Cinnyris aspasiae*, *Gadow, Cat. Birds B. M.* ix. p. 68 (1884) [part.].  
*Hermotimia corinna*, *Sharpe, Hand-l.* v. p. 42 (1906).

An egg of the Duke-of-York-Island Sun-bird is of an oval form

with a slight amount of gloss. The ground-colour is bluish-white, and the markings, which are mostly concentrated in an irregular zone round the larger end, consist of short black dots and scrolls and violet-grey under-markings. It measures  $\cdot 65$  by  $\cdot 48$ .

1. New Pomerania.

Crowley Bequest.

***Heromotimia christianæ* (Tristram).**

(Plate I. fig. 23.)

*Cinnyris christianæ*, Tristram, *Ibis*, 1889, p. 555; *Nehr. Kat. Eiersamml.* p. 77 (1899).

*Heromotimia christianæ*, Sharpe, *Hand-l.* v. p. 43 (1903).

The egg of Tristram's Sun-bird is of a somewhat pointed oval form and slightly glossed; the ground-colour is pinkish-white, thickly mottled all over with purplish-brown, the markings concentrating towards the larger end so as to form a distinct zone. Two examples measure respectively  $\cdot 72$  by  $\cdot 5$  and  $\cdot 73$  by  $\cdot 5$ .

2. Kiriwina Island, D'Entrecasteaux Is., Crowley Bequest.

19th March (A. S. Meek).

***Heromotimia aspasioides* (Gray).**

*Cinnyris aspasioides*, Shelley, *Monogr. Nect.* p. 109 (1876-80); Gadow, *Cat. Birds B. M.* ix. p. 70 (1884); *Nehr. Kat. Eiersamml.* p. 77 (1899).

*Heromotimia aspasioides*, Sharpe, *Hand-l.* v. p. 43 (1906).

An egg of the Ceram Sun-bird is of a somewhat pointed oval shape and slightly glossed; the ground-colour is brownish-white, and the markings, which are mostly distributed over the larger end of the shell, around which they form an ill-defined zone, consist of purplish-grey blotches, with overlying irregular spots and scrolls of deep blackish-brown. It measures  $\cdot 68$  by  $\cdot 46$ .

1. Amboyna (*Nehrkorn Coll.*).

Crowley Bequest.

**Genus CINNYRIS, Cab.**

***Cinnyris cupreus* (Shaw).**

*Cinnyris cupreus*, Shelley, *Monogr. Nect.* p. 191 (1876-80); Gadow, *Cat. Birds B. M.* ix. p. 55 (1885); Hartert, *J. f. O.* 1886, p. 580; Kuschel, *J. f. O.* 1895, p. 347; *Nehr. Kat. Eiersamml.* p. 76 (1899); Shelley, *Birds Afr.* ii. p. 36 (1900); Sharpe, *Hand-l.* v. p. 44 (1906).

The egg of the Copper-coloured Sun-bird is of a somewhat pointed form, with scarcely any gloss; the ground-colour is of a brownish-white tint, and the markings, which are mostly concentrated in a



zone round the larger end, consist of purplish-grey blotches and irregular dark-brown spots and scrolls. It measures  $\cdot 61$  by  $\cdot 41$ .

1. Witu, British East Africa  
(Kutter Coll.)
- Crowley Bequest.

**Cinnyris notatus** (*P. L. S. Müll.*).

*Cinnyris notatus*, *Shelley, Monogr. Nect.* p. 195 (1876-80); *Gadow, Cat. Birds B. M.* ix. p. 54 (1884); *Nehrck. Kat. Eiersamml.* p. 76 (1899); *Shelley, Birds Afr.* ii. p. 39 (1900); *Sharpe, Hand-l.* v. p. 44 (1906).

An egg of the Madagascar Sun-bird has the ground-colour yellowish-white, indistinctly mottled all over with dull lilac-grey and darker yellowish-brown markings. It measures  $\cdot 8$  by  $\cdot 55$  (approximately).

1. S.E. Madagascar, 4th December  
(*W. Deans Cowan*).
- Crowley Bequest.

**Cinnyris habessinicus** (*H. & E.*).

(Plate I. fig. 5.)

*Cinnyris habessinicus*, *Shelley, Monogr. Nect.* p. 205 (1876-80); *Gadow, Cat. Birds B. M.* ix. p. 52 (1884); *Shelley, Birds Afr.* ii. p. 46 (1900); *Sharpe, Hand-l.* v. p. 45 (1906).

Eggs of the Abyssinian Sun-bird are of an oval or somewhat pointed oval shape and moderately glossy. The three eggs in the Collection are of two somewhat different types: two examples from El Toki have the ground-colour pale blue, marked all over with minute but somewhat scattered dots of grey and reddish-brown; in the other one, from Roseires, the ground-colour is pale greenish-white, indistinctly mottled all over with greyish and pale yellowish-brown. Two examples measure respectively  $\cdot 67$  by  $\cdot 42$  and  $\cdot 75$  by  $\cdot 5$ .

1. Roseires, Blue Nile, September.  
2. El Toki, Hawash Valley.
- Major H. N. Dunn [P].  
Sir Alfred E. Pease, Bart. [P].

**Cinnyris erythrocerius** (*Heugl.*).

*Cinnyris erythrocerius*, *Shelley, Monogr. Nect.* p. 209 (1876-80); *Gadow, Cat. Birds B. M.* ix. p. 44 (1884); *Shelley, Birds Afr.* ii. p. 49 (1900); *Sharpe, Hand-l.* v. p. 45 (1906).

Three eggs of Heuglin's Wedge-tailed Sun-bird are of a rather pointed oval form, with little or no gloss; the ground-colour is generally pale greenish-white, more or less thickly blotched and mottled with pale grey and pale yellowish-brown. In one example the grey blotches are much larger, and large portions of the shell

are devoid of markings. They measure respectively .66 by .48, .66 by .45, and .65 by .4.

3. Entebbe, Uganda, May.

F. J. Jackson, Esq. [C.].

### *Cinnyris mariquensis*, *Smith*.

*Cinnyris mariquensis*, *Shelley, Monogr. Nect.* p. 211 (1876-80); *Gadow, Cat. Birds B. M.* ix. p. 44 (1884); *Nehrck. Kat. Eiersamml.* p. 76 (1899); *Shelley, Birds Afr.* ii. p. 51 (1900); *Sharpe, Hand-l.* v. p. 45 (1906).

Eggs of the Southern Bifasciated Sun-bird are of a nearly perfect oval form and have very little gloss; the ground-colour is pale bluish-white, and the entire shell is more or less thickly mottled all over with brown and grey, the brown markings being strongly developed in some specimens and very indistinct in others. They vary from .6 to .62 in length, and from .44 to .47 in breadth.

1. South Africa.

Crowley Bequest.

4. Damaraland (*C. J. Andersson: Tristram Coll.*).

Crowley Bequest.

### *Cinnyris osiris* (*Finsch*).

*Cinnyris osiris*, *Shelley, Monogr. Nect.* p. 215 (1876-80); *Gadow, Cat. Birds B. M.* ix. p. 44 (1884); *Shelley, Birds Afr.* ii. p. 53 (1900); *Sharpe, Hand-l.* v. p. 45 (1906).

An egg of the Abyssinian Bifasciated Sun-bird is of a pointed oval shape, with scarcely any gloss; its general colour is uniform dark smoky-grey, with some faint indications of markings round the larger end. It measures .66 by .45.

1. East Africa (*Nehrckorn Coll.*).

Crowley Bequest.

### *Cinnyris osea*, *Bonap.*

*Cinnyris osea*, *Shelley, Monogr. Nect.* p. 223 (1876-80); *Gadow, Cat. Birds B. M.* ix. p. 53 (1884); *Nehrck. Kat. Eiersamml.* p. 76 (1899); *Sharpe, Hand-l.* v. p. 46 (1906).

Three eggs of the Palestine Sun-bird are of a somewhat pointed oval shape and slightly glossy; the ground-colour is yellowish-white, clouded with indistinct brownish-grey markings, more or less concentrated so as to form a faint zone round the cap. Two examples measure .6 by .45.

1. Jericho, 13th April (*H. B. Tristram*). Crowley Bequest.

2. Wady Haman, Genesaret, 23rd May (*H. B. T.*). Crowley Bequest.

**Cinnyris leucogaster, Vieill.**

(Plate I. fig. 16.)

- Cinnyris talatala*, Sharpe, ed. Layard, *Birds S. Africa*, p. 318 (1875-84); Shelley, *Monogr. Nect.* p. 229 (1876-80).  
*Cinnyris leucogaster*, Gadow, *Cat. Birds B. M.* ix. p. 40 (1884); Shelley, *Birds Afr.* ii. p. 58 (1900); Sharpe, *Hand-l.* v. p. 46 (1906).

An egg, said to be that of the South-African White-breasted Sun-bird, is of a regular oval shape and devoid of gloss. It is pale greenish-grey, spotted with blackish-brown and lavender-grey. The markings are all small and distinct, but the edges of many of them are blurred and run into the surrounding ground-colour. This specimen measures  $\cdot 75$  by  $\cdot 5$ .

1. Natal.

Dr. Gueinzus [C.].

**Cinnyris souimanga (Gmel.).**

- Neectarinia souimanga*, E. Newton, *Ibis*, 1863, p. 342, pl. xiii. fig. 1; Milne-Edwards & Grandulier, *Hist. Nat. Madag., Ois.* i. p. 277, pl. 302. fig. 10 (1879); Cowan, *Proc. R. Phys. Soc. Edinb.* vii. p. 148 (1882).  
*Cinnyris souimanga*, Shelley, *Monogr. Nect.* p. 245 (1876-80); Gadow, *Cat. Birds B. M.* ix. p. 43 (1884); Shelley, *Birds Afr.* ii. p. 68 (1900); Sharpe, *Hand-l.* v. p. 48 (1906).

The eggs of the Madagascar Buff-breasted Sun-bird resemble those of *Arachnechthra asiatica* so closely that they require no separate description. Eight examples measure from  $\cdot 59$  to  $\cdot 65$  in length, and from  $\cdot 41$  to  $\cdot 49$  in breadth.

- |   |                           |
|---|---------------------------|
| 2. Madagascar (ex Derby Mus. : Tristram Coll.). | Crowley Bequest.          |
| 2. Madagascar (E. Newton: Tristram Coll.).      | Crowley Bequest.          |
| 3. Betsileo, Madagascar.                        | Rev. W. Deans Cowan [P.]. |
| 3. Betsileo.                                    | Rev. W. Deans Cowan [P.]. |
| 1. Betsileo.                                    | Rev. W. Deans Cowan [P.]. |
| 1. Betsileo.                                    | Rev. W. Deans Cowan [P.]. |

**Cinnyris afer (Linn.).**

- Cinnyris afer*, Sharpe, ed. Layard, *Birds S. Africa*, p. 313 (1875-84); Shelley, *Monogr. Nect.* p. 249 (1876-80); *id.*, *Birds Afr.* ii. p. 72 (1900); Sharpe, *Hand-l.* v. p. 48 (1906).  
*Cinnyris afra*, Gadow, *Cat. Birds B. M.* ix. p. 35 (1884); *Nehr. Kat. Eiersamml.* p. 76 (1899).

An egg of the Greater Double-collared Sun-bird is of a broad oval shape and almost devoid of gloss. It is of a olive-grey colour, very densely mottled all over with dark greyish-brown. It measures  $\cdot 6$  by  $\cdot 49$ .

1. South Africa.

E. L. Layard, Esq. [P.].

**Cinnyris chalybea** (*Linnaeus*).

*Cinnyris chalybeus*, *Sharpe, ed. Layard, Birds S. Africa*, p. 314 (1875-84).

*Cinnyris chalybeus*, *Shelley, Monogr. Nect.* p. 253 (1876-80); *id., Birds Afr.* ii. p. 76 (1900).

*Cinnyris chalybea*, *Gadow, Cat. Birds B. M.* ix. p. 37 (1884); *Sharpe, Hand-l.* v. p. 48 (1906).

An egg of the Lesser Double-collared Sun-bird is of a very narrow oval form and devoid of gloss. The ground-colour is olive-grey and it is streaked and mottled with olive-brown, the markings forming a small and indistinct zone at the broader end of the egg. It measures .65 by .42.

A second specimen, of a wider oval form, has the same type of markings, but the general colour is of a warm brown, and there are a few small spots of darker brown scattered over the shell. It measures .65 by .47.

1. South Africa.

E. L. Layard, Esq. [P.].

1. South Africa (*E. L. Layard: Tristram Coll.*).

Crowley Bequest.

Genus **CHALCOMITRA**, *Reichenbach*.**Chalcomitra acik** (*Antin*).

*Cinnyris acik*, *Shelley, Monogr. Nect.* p. 265 (1876-80); *Gadow, Cat. Birds B. M.* ix. p. 94 (1884).

*Chalcomitra acik*, *Shelley, Birds Afr.* ii. p. 90 (1900); *Sharpe, Hand-l.* v. p. 50 (1906).

Eggs of the Acik Scarlet-chested Sun-bird vary in shape from a regular oval to a pointed oval and are very slightly glossed. The five odd eggs in the Collection represent two distinct types of coloration. In the first the ground-colour varies from pinkish-white to greenish-white, and the markings, which are scattered all over the shell, are pale violet-grey and dark brown; some of the latter markings take the form of spots with blurred edges merging into the ground-colour, while others form short irregular lines and scrolls. In the second type the ground-colour is greenish-white, and the whole surface of the shell is finely and thickly mottled with dull olive-brown, or longitudinally smeared with cloudy streaks of the same colour. They measure from .66 to .79 in length, and from .48 to .53 in breadth.

5. Busoga, British East Africa,  
May.

F. J. Jackson, Esq. [C.].

**Chalcomitra gutturalis** (*Linnaeus*).

*Cinnyris gutturalis*, *Shelley, Monogr. Nect.* p. 261 (1876-80); *Gadow, Cat. Birds B. M.* ix. p. 91 (1884); *Kusche, J. f. O.* 1895, p. 347; *Nehrke, Kat. Eiersamml.* p. 78 (1899); *Marshall, Ibis*, 1900, p. 236.

*Chalcomitra gutturalis*, *Shelley, Birds Afr.* ii. p. 93 (1900); *Sharpe, Hand-l.* v. p. 50 (1906).

An egg of the Southern Scarlet-chested Sun-bird is of a wide oval form, slightly pointed and devoid of gloss; the ground-colour is white, finely spotted and speckled all over with grey and olive-brown. It measures .65 by .51.

1. East Africa (*Nehr Korn Coll.*). Crowley Bequest.

### *Chalcomitra amethystina* (*Shaw*).

(Plate I. figs. 19 & 20.)

*Cinnyris amethystinus*, *Sharpe, ed. Layard, Birds S. Africa*, p. 315 (1875-84); *Shelley, Monogr. Nect.* p. 269 (1876-80); *Kuschel, J. f. O.* 1895, p. 346.

*Cinnyris amethystina*, *Gadow, Cat. Birds B. M.* ix. p. 96 (1884); *Nehr. Kat. Eiersamml.* p. 78 (1899).

*Chalcomitra amethystina*, *Shelley, Birds Afr.* ii. p. 103 (1900); *Sharpe, Hand-l.* v. p. 51 (1906).

The eggs of the Amethyst Sun-bird are extremely variable. Two examples in the Collection are regular ovals and of a greyish cream-colour, longitudinally smeared with purplish-grey and spotted with dark sooty-brown, these markings being much blurred and smudged. Two other eggs are narrow ovals and of a darker shade of greyish cream-colour, longitudinally streaked and smeared with pale lavender-grey and very sparingly spotted with dark brown. Other specimens are of quite a different character, being cream-coloured, densely mottled all over with brown and lavender-grey. Eight examples measure from .69 to .81 in length, and from .5 to .55 in breadth.

- |                                    |                     |
|------------------------------------|---------------------|
| 2. South Africa ( <i>Noakes</i> ). | Crowley Bequest.    |
| 2. Natal ( <i>T. Ayres</i> ).      | Salvin-Godman Coll. |
| 2. Natal ( <i>T. A.</i> ).         | Salvin-Godman Coll. |
| 2. Natal.                          | Dr. Gueinzus [C.].  |
| 2. Natal.                          | Dr. Gueinzus [C.].  |

### Genus *ELÆOCERTHIA*, *Reichenb.*

#### *Elæocerthia fusca* (*Vieill.*).

*Cinnyris fuscus*, *Shelley, Monogr. Nect.* p. 285 (1876-80).

*Cinnyris fusca*, *Gadow, Cat. Birds B. M.* ix. p. 75 (1884); *Kuschel, J. f. O.* 1895, p. 346; *Nehr. Kat. Eiersamml.* p. 77 (1899).

*Elæocerthia fusca*, *Shelley, Birds Afr.* ii. p. 115 (1900); *Sharpe, Hand-l.* v. p. 52 (1906).

Eggs of the White-vented Black Sun-bird are of a regular oval form or slightly pointed, and are almost devoid of gloss. They vary considerably in colour and markings: four have the ground-colour greenish-white, finely mottled and clouded with lavender-grey and

brownish-grey; in one of these the markings are mostly confined to the larger end of the shell, in the other three they are distributed all over the shell, and one egg is also marked with dark brown spots and scrolls. In the fifth egg the ground-colour is scarcely visible, being almost entirely hidden by dense clouded markings of dull lavender-brown. The measurements vary from ·57 to ·66 in length, and from ·41 to ·48 in breadth.

5. Damaraland (*C. J. Andersson*: Crowley Bequest.  
*Tristram Coll.*).

Genus **CYRTOSTOMUS**, *Cab.*

*Cyrtostomus flammaxillaris* (*Blyth*).

- Cinnyris flammaxillaris*, *Shelley, Monogr. Nect.* p. 161 (1876-80); *Gadow, Cat. Birds B. M.* ix. p. 83 (1884); *Nehrk. Kat. Eiersamml.* p. 77 (1899).  
*Arachnechthra flammaxillaris*, *Oates, Fauna Brit. Ind., Birds*, ii. p. 362 (1890); *id., ed. Hume, Nests & Eggs Ind. Birds*, ii. p. 260 (1890).  
*Cyrtostomus flammaxillaris*, *Sharpe, Hand-l.* v. p. 55 (1906).

The eggs of the Burmese Yellow-breasted Sun-bird are of a pointed oval shape and without gloss. They vary from greenish-white to pale stone-colour, and while some are densely mottled and streaked with two or more shades of brown, others are clouded and blotched with brown and purplish-grey. With few exceptions, the eggs of this species are sparingly spotted with deep purplish-red or chocolate-brown in addition to the other markings. They measure from ·58 to ·63 in length, and from ·43 to ·48 in breadth.

- |   |                  |
|---|------------------|
| 1. Pegu, 17th March ( <i>E. W. Oates</i> ).                     | Crowley Bequest. |
| 2. Pegu, 15th March ( <i>E. W. O.</i> ).                        | Oates Coll.      |
| 2. Pegu, 15th March ( <i>E. W. O.</i> ).                        | Hume Coll.       |
| 2. Pegu, 15th March ( <i>E. W. O.</i> ).                        | Hume Coll.       |
| 1. Pegu, 17th March ( <i>E. W. O.</i> ).                        | Oates Coll.      |
| 1. Pegu, 14th July ( <i>E. W. O.</i> ).                         | Hume Coll.       |
| 1. Pegu, 30th July ( <i>E. W. O.</i> ).                         | Hume Coll.       |
| 1. Pegu, 8th Sept. ( <i>E. W. O.</i> ).                         | Oates Coll.      |
| 1. Salang, Malay Peninsula, 1st March<br>( <i>J. Darling</i> ). | Hume Coll.       |
| 1. Tapraw, Malay Peninsula, 6th May.                            | Hume Coll.       |

*Cyrtostomus andamanicus* (*Hume*).

- Cinnyris andamanicus*, *Shelley, Monogr. Nect.* p. 157 (1876-80).  
*Cinnyris andamanica*, *Gadow, Cat. Birds B. M.* ix. p. 83 (1884).  
*Arachnechthra andamanica*, *Oates, ed. Hume, Nests & Eggs Ind. Birds*, ii. p. 262 (1890); *id., Fauna Brit. Ind., Birds*, ii. p. 363 (1890).  
*Cyrtostomus andamanicus*, *Sharpe, Hand-l.* v. p. 55 (1906).

Two eggs of the Andaman Sun-bird are of a somewhat pointed oval form, almost devoid of gloss. The ground-colour is white, sparingly marked with spots and blotches of lavender-grey and

short markings and scrolls of deep brown, which are mostly concentrated towards the larger end of the shell. The eggs measure respectively  $\cdot 6$  by  $\cdot 42$  and  $\cdot 61$  by  $\cdot 43$ .

2. Gopta Ka Bung, S. Andamans, Crowley Bequest.  
30th May (*A. L. Butler*).

### *Cyrtostomus jugularis* (*Linn.*).

*Cinnyris jugularis*, *Shelley, Monogr. Nect.* p. 151 (1876-80); *Gadow, Cat. Birds B. M.* ix. p. 84 (1884); *Steere, List Birds & Mamm. Philipp.* p. 22 (1890); *Ogilvie-Grant & Whitehead, Ibis*, 1898, p. 243; *Nehrke, Kat. Eiersamml.* p. 77 (1899).

*Cyrtostomus jugularis*, *Sharpe, Hand-l.* v. p. 56 (1906).

The eggs of the Philippine Yellow-breasted Sun-bird are of a regular oval shape and devoid of gloss. They are greyish-white or bluish-white, smeared and blotched with pale lavender-grey and spotted or mottled with deep chocolate-brown. The spots, which are sparingly scattered over the surface, are of various sizes and frequently blurred at the edges. Three examples measure respectively:  $\cdot 63$  by  $\cdot 47$ ;  $\cdot 6$  by  $\cdot 47$ ;  $\cdot 65$  by  $\cdot 48$ .

2. Philippine Islands, May (*E. L. Moseley*). Crowley Bequest.
3. Marinduque, Philippine Islands, Steere Exped.  
17th May.

### *Cyrtostomus frenatus* (*S. Müll.*).

*Nectarinia australis*, *Gould, Handb. Birds Austr.* i. p. 584 (1865); *Ramsay, Ibis*, 1865, p. 85.

*Cinnyris frenatus*, *Shelley, Monogr. Nect.* p. 153 (1876-80).

*Cinnyris frenata*, *Gadow, Cat. Birds B. M.* ix. p. 85 (1884); *North, Nests & Eggs Austr. Birds*, p. 232 (1889); *Nehrke, Kat. Eiersamml.* p. 78 (1899); *Robinson & Laverock, Ibis*, 1900, p. 633; *Campbell, Nests & Eggs Austr. Birds*, i. p. 345, pl. 13 (1901).

*Cyrtostomus frenatus*, *Sharpe, Hand-l.* v. p. 56 (1906).

The eggs of the Australian Yellow-breasted Sun-bird are of a narrow oval shape and almost devoid of gloss. They are pale greenish-grey, mottled with brown and pale lavender. In two specimens the markings form a distinct zone round the broad end; in another, an irregular cap; and these three examples have, moreover, a few black specks and lines within the zone or on the cap. Four eggs measure respectively:  $\cdot 68$  by  $\cdot 47$ ;  $\cdot 68$  by  $\cdot 49$ ;  $\cdot 63$  by  $\cdot 43$ ;  $\cdot 67$  by  $\cdot 45$ .

An egg in the Crowley Collection (said to be of this species) differs greatly from the above, having the ground-colour white with blotches and spots of lavender-grey and irregular streaks, scrolls, and dots of deep brown, most of the markings being concentrated so as to form a zone round the larger end of the shell. It measures  $\cdot 68$  by  $\cdot 46$ .

2. Somerset, N. Queensland, 5th Jan. C. A. Barnard, Esq. [C.]  
 2. Somerset. C. A. Barnard, Esq. [C.]  
 1. Bowen Downs, Queensland. Crowley Bequest.

**Cyrtostomus aurora, Tweeddale.**

- Cinnyris aurora*, *Shelley, Monogr. Nect.* p. 149 (1876-80); *Gadow, Cat. Birds B. M.* ix. p. 88 (1884).  
*Cyrtostomus aurora*, *Sharpe, Hand-l.* v. p. 57 (1906).

Two eggs of the Philippine Yellow-breasted Sun-bird are of a rather wide oval shape, slightly pointed and almost devoid of gloss. The ground-colour is greenish-white, mottled with lavender-grey, with scattered spots and marks of dark brown, and with long irregular hair-lines of the same colour traversing the cap. Two examples measure respectively .65 by .48 and .62 by .45.

2. Taguso, Palawan, 29th June Crowley Bequest.  
 (*J. Whitehead*).

**Cyrtostomus pectoralis (Horsf.).**

- Cinnyris pectoralis*, *Shelley, Monogr. Nect.* p. 165 (1876-80); *Sharpe, P. Z. S.* 1879, p. 341; *Gadow, Cat. Birds B. M.* ix. p. 88 (1884); *Oates, Fauna Brit. Ind., Birds*, ii. p. 361 (1896); *id., ed. Hume, Nests & Eggs Ind. Birds*, ii. p. 259 (1890); *Nehrke, Kat. Eiersamml.* p. 78 (1899).  
*Cyrtostomus pectoralis*, *Sharpe, Hand-l.* v. p. 57 (1906).

The eggs of the Malayan Yellow-breasted Sun-bird are extremely variable. They range from a narrow to a broad oval form and are without gloss. In some specimens the ground-colour is nearly pure white, in others greyish-white, pale greenish-grey, or brownish-white. Some eggs are densely mottled all over with brown and underlying lavender; others are blotched and clouded with pale purplish-brown and lilac-grey; others again are marked with well-defined spots and blotches of purplish-grey and dark brown. Many specimens exhibit a large cap of confluent markings at the broad end, others are evenly marked all over. Many eggs, like those of *C. flammavillaris*, are sparingly spotted with dark purplish- or chocolate-brown. Specimens measure from .57 to .7 in length, and from .41 to .48 in breadth.

42. Labuan I., Borneo. Sir Hugh Low [C.]  
 1. Labuan I. Crowley Bequest.

**Cyrtostomus zenobia (Less.).**

- Cinnyris zenobia*, *Shelley, Monogr. Nect.* p. 173 (1876-80); *Gadow, Cat. Birds B. M.* ix. p. 90 (1884); *Nehrke, Kat. Eiersamml.* p. 78 (1899).  
*Cyrtostomus zenobia*, *Sharpe, Hand-l.* v. p. 57 (1906).

An egg of the Black-breasted Sun-bird is of a broad, somewhat pointed oval shape, and is slightly glossy. The ground-colour is



pinkish-white, and the markings, arranged almost entirely in an irregular zone round the larger end, consist of smudgy purplish-grey under-markings with overlying spots, scrolls, and lines of deep brown. It measures  $\cdot 64$  by  $\cdot 46$ .

1. Amboina (*Nehrkorn Coll.*). Crowley Bequest.

Genus **ARACHNOTHERA**, *Temm.*

**Arachnothera longirostris** (*Lath.*).

(Plate I. fig. 8.)

*Arachnothera longirostra*, *Shelley, Monogr. Nect.* p. 357 (1876-80).

*Arachnothera longirostris*, *Gadow, Cat. Birds B. M.* ix. p. 103 (1884); *Oates, Fauna Brit. Ind., Birds*, ii. p. 371 (1890); *Baker, Ibis*, 1896, p. 345; *Nehrk. Kat. Eiersamml.* p. 78 (1899); *Sharpe, Hand-l.* v. p. 58 (1906).

Eggs of the Little Spider-hunter are of a regular oval form and devoid of gloss. The ground-colour is white, and the markings, mostly concentrated into a strongly defined zone round the larger end of the shell, consist of pale violet-grey, and small, usually very small, closely approximated surface-spots of reddish-brown or light red. The eggs measure from  $\cdot 74$  to  $\cdot 77$  in length, and from  $\cdot 49$  to  $\cdot 51$  in breadth.

2. Margherita, Assam, 12th May. E. C. Stuart Baker, Esq. [C.]  
 3. Jillalpur, Cachar, 4th April E. C. Stuart Baker, Esq. [C.]  
     (*G. H. A. Hole*).  
 2. Java, 23rd June. Crowley Bequest.

**Arachnothera magna** (*Hodgs.*).

(Plate I. fig. 13.)

*Arachnothera magna*, *Shelley, Monogr. Nect.* p. 347 (1876-80); *Gadow, Cat. Birds B. M.* ix. p. 105 (1884); *Oates, Fauna Brit. Ind., Birds*, ii. p. 369 (1890); *id., ed. Hume, Nests & Eggs Ind. Birds*, ii. p. 268 (1890); *Nehrk. Kat. Eiersamml.* p. 78 (1899); *Sharpe, Hand-l.* v. p. 58 (1906).

The eggs of the Large Indian Spider-hunter are of a pointed oval form and very smooth and glossy. Two specimens are of a plain brownish-bronze colour; another is entirely of a purplish-brown colour; and other specimens are purplish-brown, mottled with a darker shade of the same. Six examples measure from  $\cdot 86$  to  $\cdot 97$  in length, and from  $\cdot 63$  to  $\cdot 72$  in breadth.

1. Darjiling, Sikhim (*L. Mandelli*). Hume Coll.  
 2. Mongphoo, Darjiling (*J. Gummie*). Hume Coll.  
 2. Mongphoo (*J. G.*). Hume Coll.  
 1. Myawaddy, Tenasserim, 17th April (*C. T. Bingham*). Hume Coll.

**Arachnothera everetti**, *Sharpe*.

*Arachnorphis everetti*, *Sharpe, Ibis*, 1893, p. 861.

*Arachnothera everetti*, *Sharpe, Hand-l. v. p. 59* (1906).

Two eggs of Everett's Spider-hunter are of a long, rather pointed oval shape and somewhat glossy. The ground-colour is whitish, finely mottled all over with dull purplish-brown, this colour becoming most dense towards the larger end, where it forms a clearly defined zone or cap. The eggs measure respectively: .88 by .6 and .9 by .6.

2. Mt. Kina Balu, N. Borneo, 16th Crowley Bequest.  
March (*J. Whitehead*).

Genus **ANTHOTHREPTES**, *Swains*.**Anthothreptes collaris** (*Vieill.*).

(Plate I. figs. 21 & 22.)

*Nectarinia collaris*, *Gurney, Ibis*, 1860, p. 208.

*Anthodietta collaris*, *Sharpe, ed. Layard, Birds S. Africa*, p. 320 (1875-84); *Shelley, Monogr. Nect.* p. 339 (1876-80).

*Anthothreptes collaris*, *Gadow, Cat. Birds B. M.* ix. p. 116 (1884); *Nehr. Kat. Eiersamml.* p. 78 (1899); *Sharpe, Hand-l. v. p. 61* (1906).

The eggs of the Natal Collared Sun-bird are of an ordinary oval form and exhibit little gloss. They vary much in colour; two examples are bluish-white, marked, almost entirely in the form of a narrow zone round the broad end, with spots and short fine lines of dark amber-brown and lavender. Two others are pale greyish-buff, marked in a broad zone round the large end with confluent blotches and lines of purplish-brown and lavender. Two others are somewhat similarly marked, but on a pinkish-buff ground. Seven examples, which are all more or less imperfect, measure about .7 by .45.

- |   |                      |
|---|----------------------|
| 2. Natal.                               | T. Ayres, Esq. [C.]. |
| 2. Natal ( <i>T. Ayres</i> ).           | Salvin-Godman Coll.  |
| 2. Natal.                               | Dr. Gueinzus [C.].   |
| 1. [Natal] ( <i>Nehr. Korn Coll.</i> ). | Crowley Bequest.     |

**Anthothreptes malaccensis** (*Scop.*).

(Plate I. fig. 25.)

*Anthreptes malaccensis*, *Shelley, Monogr. Nect.* p. 315 (1876-80); *Sharpe, P. Z. S.* 1879, p. 342.

*Anthothreptes malaccensis*, *Gadow, Cat. Birds B. M.* ix. p. 122 (1884); *Oates, Fauna Brit. Ind., Birds*, ii. p. 366 (1890); *Nehr. Kat. Eiersamml.* p. 79 (1899); *Sharpe, Hand-l. v. p. 62* (1906).

The eggs of the Malaccan Brown-throated Sun-bird are of a regular oval shape and without gloss. They vary in ground-colour

from white or pinkish-white to pinkish-grey, and they are elegantly marked all over with clouds and smears of underlying lavender-grey, and specks, spots, hieroglyphics, and fine hair-lines of purplish-brown or black, similar to those found on the eggs of many of the Buntings. Specimens measure from .65 to .76 in length, and from .49 to .53 in breadth.

- |   |                    |
|---|--------------------|
| 18. Labuan I., Borneo.                              | Sir Hugh Low [C.]. |
| 2. Labuan I. ( <i>Sir H. Low: Tristram Coll.</i> ). | Crowley Bequest.   |
| 1. Labuan I.  | Crowley Bequest.   |
| 2. Labuan I., 27th May ( <i>J. Whitehead</i> ).     | Crowley Bequest.   |

### Genus **CHALCOPARIA**, *Cab.*

#### **Chalcoparia phœnicotis** (*Temm.*).

(Plate I. fig. 11.)

*Anthreptes phœnicotis*, *Shelley, Mon. Nect.* p. 325 (1876-80).

*Anthothreptes phœnicotis*, *Gadow, Cat. Birds B. M.* ix. p. 121 (1884).

*Chalcoparia phœnicotis*, *Oates, Fauna Brit. Ind., Birds*, ii. p. 373 (1890); *id.*, *ed. Hume, Nests & Eggs Ind. Birds*, ii. p. 269 (1890); *Sharpe, Hand-l.* v. p. 63 (1906).

The eggs of the Ruby-checked Sun-bird are of a blunt oval shape and without gloss. They are dull white or pale cream-colour, very densely mottled all over with lilac-grey, to such an extent in some specimens that very little of the ground-colour is visible. In some eggs there is a tendency for the markings to form a zone round the broad end. Seven examples measure from .65 to .7 in length, and from .44 to .49 in breadth.

- |   |                  |
|---|------------------|
| 2. Pegu, 15th March ( <i>E. W. Oates</i> ). | Oates Coll.      |
| 1. Pegu, 6th July ( <i>E. W. O.</i> ).      | Hume Coll.       |
| 2. Pegu, Aug. ( <i>E. W. O.</i> ).          | Hume Coll.       |
| 2. Pegu, 27th Aug. ( <i>E. W. O.</i> ).     | Crowley Bequest. |

### Family MELIPHAGIDÆ.

#### Genus **MELITHREPTES**, *Vieill.*

#### **Melithreptes atricapillus** (*Lath.*).

*Melithreptes humulatus*, *Gould, Handb. Birds Austr.* i. p. 568 (1865); *Gadow, Cat. Birds B. M.* ix. p. 204 (1884); *North, Nests & Eggs Austr. Birds*, p. 227 (1889); *Nelrk. Kat. Eiersamml.* p. 80 (1899); *Campbell, Nests & Eggs Austr. Birds*, i. p. 359, pl. 13 (1901).

*Melithreptes chloropsis*, *Gould, Handb. Birds Austr.* i. p. 570 (1865).

*Melithreptes atricapillus*, *Sharpe, Hand-l.* v. p. 64 (1906).

The eggs of the Lunulated Honey-eater are of a blunt oval shape

and very slightly glossy. They vary from pale salmon-pink to salmon-buff, spotted, almost entirely at the broad end where the markings form an imperfect zone or cap, with chestnut or purplish-red and underlying lavender or lilac-red. They measure from .65 to .8 in length, and from .53 to .64 in breadth.

- |   |                         |
|---|-------------------------|
| 1. West Australia.  | Gould Coll.             |
| 3. West Australia, 26th Oct. ( <i>G. F. Angas</i> ).                          | Gould Coll.             |
| 2. Queensland.  | Gould Coll.             |
| 1. New South Wales ( <i>Brackenbridge</i> ).                                  | Crowley Bequest.        |
| 2. Dobroyd, N. S. Wales ( <i>E. P. Ramsay: Tristram Coll.</i> ).              | Crowley Bequest.        |
| 3. New South Wales ( <i>E. P. Ramsay</i> ).                                   | Gould Coll.             |
| 2. Victoria.  | Govt. of Victoria [P.]. |
| 3. Victoria.  | Govt. of Victoria [P.]. |
| 2. Victoria.  | Govt. of Victoria [P.]. |
| 3. Victoria.  | Govt. of Victoria [P.]. |
| 2. Hastings, Western Point, Victoria,<br>15th October ( <i>A. J. North</i> ). | Crowley Bequest.        |

### *Melithreptes albigularis*, Gould.

*Meliphaga albogularis*, *Thien. Fortpflanz. ges. Vög.* tab. xvi. fig. 17 (1845-54).

*Melithreptes albogularis*, *Gould, Handb. Birds Austr.* i. p. 571 (1865).

*Melithreptes albigularis*, *Gadow, Cat. Birds B. M.* ix. p. 205 (1884); *North, Nests & Eggs Austr. Birds*, p. 228 (1889); *Le Souëf, Ibis*, 1900, p. 463.

*Melithreptes lunulatus albigularis*, *Campbell, Nests & Eggs Austr. Birds*, i. p. 362 (1901).

*Melithreptes albigularis*, *Sharpe, Hand-l.* v. p. 64 (1906).

The eggs of the White-throated Honey-eater are of a narrow and blunt oval shape, and entirely devoid of gloss. They are pinkish-white, rather thickly spotted with chestnut, lilac-red, and lavender. Two examples measure respectively: .85 by .53; .72 by .52.

2. Port Essington, Australia (*Wilson*). Gould Coll.

### *Melithreptes gularis*, Gould.

*Melithreptes gularis*, *Gould, Handb. Birds Austr.* i. p. 566 (1865); *Ramsay, P. Z. S.* 1875, p. 597; *Gadow, Cat. Birds B. M.* ix. p. 205 (1884); *North, Nests & Eggs Austr. Birds*, p. 226 (1889); *Campbell, Nests & Eggs Austr. Birds*, i. p. 363 (1901).

*Melithreptes gularis*, *Sharpe, Hand-l.* v. p. 65 (1906).

The eggs of the Black-throated Honey-eater are of an elliptical shape and slightly glossy. They resemble the eggs of *M. atricapillus*. Two examples measure respectively: .88 by .61; .77 by .59.

2. New South Wales (*G. Bennett*). Gould Coll.  
1. Adelaide, S. Australia, September  
(*J. W. Mellor*). Crowley Bequest.

**Melithreptes validirostris, Gould.**

*Melithreptes validirostris*, *Gadow, Cat. Birds B. M.* ix. p. 206 (1884);  
*Nehrck. Kat. Eiersamml.* p. 80 (1899); *Campbell, Nests & Eggs*  
*Austr. Birds*, i. p. 364 (1901).

*Melithreptes validirostris*, *Sharpe, Hand-l.* v. p. 65 (1906).

An egg of the Strong-billed Honey-eater is similar to those of *M. atricapillus*, but is somewhat larger. It measures .9 by .63.

1. Tasmania.

Crowley Bequest.

**Melithreptes brevirostris, Vig. & Horsf.**

(Plate II. figs. 5 & 9.)

*Melithreptes brevirostris*, *Gadow, Cat. Birds B. M.* ix. p. 207 (1884);  
*North, Nests & Eggs Austr. Birds*, p. 225 (1889); *Campbell, Nests*  
*& Eggs Austr. Birds*, i. p. 304 (1901).

*Melithreptes brevirostris*, *Sharpe, Hand-l.* v. p. 65 (1906).

The eggs of the Short-billed, or Brown-headed, Honey-eater are somewhat elliptical in shape and exhibit a very small amount of gloss. They vary from flesh-colour to pale salmon-colour or light buff and are marked in various ways. Two examples are speckled with chestnut and lilac, but almost entirely at the broad end, where the markings form a broad zone. Two other eggs are mottled all over with pale brownish-purple, and others again are speckled with brownish-purple, chiefly at the larger end. They measure from .6 to .7 in length, and from .45 to .48 in breadth.

1. Rockhampton, Queensland.

Crowley Bequest.

2. Dawson River, Queensland, 13th

Crowley Bequest.

Aug. (*North Coll.*).

2. Western Port, Victoria (*E. P. Seymour*).

Crowley Bequest.

2. Melbourne, 9th Nov. (*A. J. North*).

Crowley Bequest.

**Melithreptes melanocephalus, Gould.**

*Melithreptes melanocephalus*, *Gadow, Cat. Birds B. M.* ix. p. 207 (1884);  
*Campbell, Nests & Eggs Austr. Birds*, i. p. 366 (1901).

*Melithreptes melanocephalus*, *Sharpe, Hand-l.* v. p. 65 (1906).

Three eggs of the Black-headed Honey-eater are similar to those of *M. atricapillus*. They measure respectively .68 by .57; .77 by .58; .83 by .58.

3. Tasmania.

Crowley Bequest.

Genus **PLECTORHAMPHUS, Gray.****Plectorhamphus lanceolatus, Gould.**

*Meliphaga lanceolata*, *Thien. Fortpflanz. ges. Vög.* tab. xvi. fig. 14  
 (1845-54).

*Plectorhyncha lanceolata*, *Gould, Handb. Birds Austr.* i. p. 525 (1865);  
*North, Nests & Eggs Austr. Birds*, p. 209, pl. xiii. fig. 2 (1889).

*Plectorhynchus lanecolatus*, *Gadow, Cat. Birds B. M.* ix. p. 208 (1884); *Nehrck. Kat. Eiersamml.* p. 80 (1899); *Campbell, Nests & Eggs Austr. Birds*, i. p. 369, pl. 13 (1901).

*Plectorhamphus lanceolatus*, *Sharpe, Hand-l.* v. p. 65 (1906).

Eggs of the Lanceolate Honey-eater are of a blunt oval shape and slightly glossy. They are dull white, rather densely speckled, especially round the broad end, with pale reddish-brown and lavender. They measure from .9 to .96 in length, and from .65 to .7 in breadth.

- |    |   |                  |
|----|---|------------------|
| 1. | New South Wales ( <i>Wilson</i> ).                          | Gould Coll.      |
| 3. | Darling River, N.S.W., 19th Oct.<br>( <i>A. J. North</i> ). | Crowley Bequest. |
| 3. | Darling River, Oct. ( <i>A. J. N.</i> ).                    | Crowley Bequest. |

### Genus *MYZOMELA*, *Fig. & Horsf.*

#### *Myzomela rubratra* (*Less.*).

(Plate II. figs. 11 & 13.)

*Myzomela rubratra*, *Gadow, Cat. Birds B. M.* ix. p. 129 (1884); *Nehrck. Kat. Eiersamml.* p. 79 (1899); *Sharpe, Hand-l.* v. p. 66 (1906).

Three eggs of the Marianne-Island Honey-eater are of a wide oval form and somewhat glossy; the ground-colour is white, and the markings, which are mostly confined to the larger end, consist of spots of light red, deep reddish-brown, purplish-brown, and lavender-grey. They measure from .68 to .74 in length, and from .51 to .55 in breadth.

- |    |                                      |                  |
|----|--------------------------------------|------------------|
| 1. | Caroline Islands.                    | Crowley Bequest. |
| 1. | Ruk Island, Caroline Is., 1st April. | Crowley Bequest. |
| 1. | Ruk Island, 10th April.              | Crowley Bequest. |

#### *Myzomela nigriventris*, *Peale*.

(Plate II. fig. 10.)

*Myzomela nigriventris*, *Gadow, Cat. Birds B. M.* ix. p. 130 (1884); *Nehrck. Kat. Eiersamml.* p. 79 (1899); *Sharpe, Hand-l.* v. p. 66 (1906).

An egg of the Samoan Honey-eater is of a regular oval form and slightly glossy; the ground-colour is pinkish-white, shading into reddish-buff towards the larger end, and the markings, mostly arranged in the form of a confused ring of small indistinct spots round the larger end, are of sienna and purplish-brown. The example measures .68 by .49.

- |    |                |                  |
|----|----------------|------------------|
| 1. | Samoa Islands. | Crowley Bequest. |
|----|----------------|------------------|

#### *Myzomela sanguinolenta* (*Lath.*).

*Myzomela sanguinolenta*, *Gould, Handb. Birds Austr.* i. p. 555 (1865); *Ramsay, Ibis*, 1865, p. 304; *Gadow, Cat. Birds B. M.* ix. p. 131 (1884); *North, Nests & Eggs Austr. Birds*, p. 222, pl. 13. fig. 20 (1889); *Campbell, Nests & Eggs Austr. Birds*, i. p. 352 (1901); *Sharpe, Hand-l.* v. p. 66 (1906).

Two eggs of the Sanguineous Honey-eater are of a blunt oval shape and moderately glossy. They are white, marked round the broad end with a well-defined zone of chestnut-brown and lavender spots and small blotches. One specimen is also marked with a few blackish specks on or near the zone. They measure respectively:  $\cdot 57$  by  $\cdot 45$ ;  $\cdot 59$  by  $\cdot 47$ .

2. New South Wales.

Gould Coll.

### *Myzomela nigra*, Gould.

*Meliphaga nigra*, Thien. Fortpflanz. ges. Vög. tab. xvi. fig. 1 (1845-54).  
*Myzomela nigra*, Gould, *Handb. Birds Austr.* i. p. 558 (1865); *Gadow, Cat. Birds B. M.* ix. p. 138 (1884); *Ramsay, Proc. Linn. Soc. N. S. W.* (2) i. p. 1151 (1886); *North, Nests & Eggs Austr. Birds*, p. 223 (1889); *Campbell, Nests & Eggs Austr. Birds*, i. p. 354 (1901); *Sharpe, Hand-l.* v. p. 68 (1906).

The eggs of the Black Honey-eater are of an oval shape and nearly devoid of gloss. They are yellowish-buff, marked round the broad end with a broad indistinct zone of more or less confluent specks of pale brownish-buff. Four examples measure respectively:  $\cdot 55$  by  $\cdot 47$ ;  $\cdot 58$  by  $\cdot 46$ ;  $\cdot 63$  by  $\cdot 46$ ;  $\cdot 63$  by  $\cdot 47$ .

2. West Australia.

Gould Coll.

2. South Australia.

Gould Coll.

### *Myzomela obscura*, Gould.

*Myzomela obscura*, Gould, *Handb. Birds Austr.* i. p. 559 (1865); *Gadow, Cat. Birds B. M.* ix. p. 143 (1884); *Campbell, Nests & Eggs Austr. Birds*, i. p. 356, pl. 13 (1901); *Nicoll, Ibis*, 1904, p. 64; *Sharpe, Hand-l.* v. p. 70 (1906).

An egg of the Dusky Honey-eater closely resembles that of *M. rubratra* both in form and markings. It measures  $\cdot 7$  by  $\cdot 52$ .

1. Prince of Wales Island, Torres Straits (*M. J. Nicoll*).

Earl of Crawford [P.].

## Genus ACANTHORHYNCHUS, Gould.

### *Acanthorhynchus tenuirostris* (Lath.).

*Acanthorhynchus tenuirostris*, Gould, *Handb. Birds Austr.* i. p. 551 (1865); *Gadow, Cat. Birds B. M.* ix. p. 144 (1884); *North, Nests & Eggs Austr. Birds*, p. 220, pl. xiii. fig. 20 (1889); *Nehrke, Kat. Eiersamml.* p. 79 (1899); *Campbell, Nests & Eggs Austr. Birds*, i. p. 358 (1901); *Sharpe, Hand-l.* v. p. 71 (1906).

The eggs of the Spine-bill are of a pointed oval form and slightly glossy. They are cream-colour or pale creamy-buff, marked almost entirely at the broad end, with spots and small blotches, which in some specimens are entirely pale chestnut, and in others rich purplish-red and lavender. They measure from  $\cdot 7$  to  $\cdot 76$  in length, and from  $\cdot 51$  to  $\cdot 53$  in breadth.

2. New South Wales.

Gould Coll.

2. Roseville, N.S.W., 17th November.

A. J. North, Esq. [P.].

- |    |  |                                      |
|----|--|--------------------------------------|
| 2. | Fish River ( <i>E. P. Ramsay</i> ).                                      | Crowley Bequest.                     |
| 2. | Dobroyd, N.S.W., October ( <i>E. P. R.</i> :<br><i>Tristram Coll.</i> ). | Crowley Bequest.                     |
| 2. | Canterbury, N.S.W., 8th Nov.<br>( <i>A. J. North</i> ).                  | Crowley Bequest.                     |
| 2. | Dandenong Ranges, Victoria, Oct.   | W. Radcliffe Saunders, Esq.<br>[P.]. |
| 2. | West Australia.  | Gould Coll.                          |
| 2. | Tasmania.  | Gould Coll.                          |
| 1. | Tasmania.  | Crowley Bequest.                     |

### *Acanthorhynchus superciliosus*, *Gould*.

*Acanthorhynchus superciliosus*, *Gould, Handb. Birds Austr.* i. p. 553 (1865); *Gadow, Cat. Birds B. M.* ix. p. 145 (1884); *North, Nests & Eggs Austr. Birds*, p. 221 (1889); *Campbell, Nests & Eggs Austr. Birds*, i. p. 357, pl. 13 (1901); *Sharpe, Hand-l.* v. p. 71 (1906).

The egg of the White-browed Spine-bill in the Collection is in fragments. It appears to be of a very pale buff-colour, spotted and blotched at the broad end with chestnut and lavender. The measurements of two eggs recorded by Mr. Campbell are respectively: .78 by .52; .75 by .53.

- |    |                 |             |
|----|-----------------|-------------|
| 1. | West Australia. | Gould Coll. |
|----|-----------------|-------------|

### Genus *GLYCIPHILA*, *Swains*.

#### *Glyciphila melanops* (*Lath.*).

*Meliphaga fulvifrons*, *Thien. Fortypflanz. ges. Vögl.* tab. xvi. fig. 4 (1845-54).

*Glyciphila fulvifrons*, *Gould, Handb. Birds Austr.* i. p. 495 (1865); *Gadow, Cat. Birds B. M.* ix. p. 210 (1884); *North, Nests & Eggs Austr. Birds*, p. 196, pl. xiii. fig. 6 (1889); *Nehrk. Kat. Eiersamml.* p. 81 (1899); *Campbell, Nests & Eggs Austr. Birds*, i. p. 370, pl. 13 (1901).

*Glyciphila melanops*, *Sharpe, Hand-l.* v. p. 71 (1906).

The eggs of the Fulvous-fronted Honey-eater are of a regular oval shape and slightly glossy. They are white, sparingly speckled and spotted with pale chestnut and lilac-red. Occasionally specimens appear to be spotted with deep purplish-brown and purplish-grey. The markings are chiefly confined to the broad end. Gould says some of the eggs of this species are quite white, without a trace of spots, but no such specimens are now in his collection. Examples measure from .78 to .9 in length, and from .6 to .63 in breadth.

- |    |   |                  |
|----|---|------------------|
| 5. | West Australia.                             | Gould Coll.      |
| 6. | South Australia.                            | Gould Coll.      |
| 2. | Victoria, 10th Aug. ( <i>A. J. North</i> ). | Crowley Bequest. |

#### *Glyciphila albifrons*, *Gould*.

(Plate II. fig. I.)

*Glyciphila albifrons*, *Gould, Handb. Birds Austr.* i. p. 497 (1865); *Gadow, Cat. Birds B. M.* ix. p. 211 (1884); *North, Nests & Eggs Austr. Birds*, p. 197 (1889); *Campbell, Nests & Eggs Austr. Birds*, i. p. 372 (1901); *Sharpe, Hand-l.* v. p. 72 (1906).



The eggs of the White-fronted Honey-eater do not appear to be in any way separable from those of *Melithreptes albigularis*, described above. They measure from .77 to .88 in length, and from .58 to .6 in breadth.

- |                     |             |
|---------------------|-------------|
| 2. West Australia.  | Gould Coll. |
| 7. South Australia. | Gould Coll. |

### *Glyciphila modesta*, Gray.

*Glyciphila subfasciata*, Ramsay, *P. Z. S.* 1868, p. 385.  
*Glyciphila modesta*, Gadow, *Cat. Birds B. M.* ix. p. 215 (1884); Meyer, *Zeitschr. ges. Orn.* 1884, p. 288, taf. xviii. figs. 7 & 8; North, *Nests & Eggs Austr. Birds*, pp. 198, 389, pl. xiii. fig. 10 (1889); *Nehrck. Kat. Eiersamml.* p. 81 (1899); Robinson & Larcock, *Ibis*, 1900, p. 634; Campbell, *Nests & Eggs Austr. Birds*, i. p. 376, pl. 13 (1901); Sharpe, *Hand-l.* v. p. 72 (1906).

Ten eggs of the Brown-backed Honey-eater are of a rather narrow oval shape and moderately glossy. They are white, sparingly marked with minute, but very sharply defined specks of black. They measure from .7 to .78 in length, and from .5 to .55 in breadth.

- |   |                           |
|---|---------------------------|
| 2. Fergusson Island, British New Guinea, 12th Oct.  | C. A. Barnard, Esq. [P.]. |
| 2. Herbert River, Queensland.                       | S. Boyd, Esq. [P.].       |
| 2. Herbert River.                                   | S. Boyd, Esq. [P.].       |
| 2. Herbert River, 10th Dec. ( <i>North Coll.</i> ). | Crowley Bequest.          |
| 2. Aru Islands ( <i>Nehrckorn Coll.</i> ).          | Crowley Bequest.          |

### Genus CONOPOPHILA, Reichenb.

#### *Conopophila albigularis* (Gould).

(Plate II. fig. 14.)

*Conopophila albigularis*, Gould, *Handb. Birds Austr.* i. p. 532 (1865); Sharpe, *Hand-l.* v. p. 73 (1906).  
*Entomophila albigularis*, Gadow, *Cat. Birds B. M.* ix. p. 219 (1884); Campbell, *Nests & Eggs Austr. Birds*, i. p. 379 (1901).

An egg of the White-throated Honey-eater is of a regular oval shape and devoid of gloss. It is dull white, profusely speckled all over the shell with reddish-brown and lavender. It measures .73 by .51.

- |   |             |
|---|-------------|
| 1. Port Essington, Australia, 5th Dec. ( <i>Wilson</i> ). | Gould Coll. |
|---|-------------|

#### *Conopophila rufigularis*, Gould.

*Entomophila rufigularis*, Gadow, *Cat. Birds B. M.* ix. p. 219 (1884); Campbell, *Nests & Eggs Austr. Birds*, i. p. 378, pl. 13 (1901).  
*Conopophila rufigularis*, Gould, *Handb. Birds Austr.* i. p. 533 (1865); Sharpe, *Hand-l.* v. p. 73 (1906).

Eggs of the Red-throated Honey-eater are similar to those of

*C. albigularis*, but, in some specimens, the fine markings are concentrated towards the larger end, and form an irregular zone or cap. They measure from  $\cdot 7$  to  $\cdot 75$  in length, and from  $\cdot 5$  to  $\cdot 53$  in breadth.

20. North Queensland.

W. Radcliffe Saunders, Esq.  
[P.]

Genus **CERTHIONYX**, *Less.*

**Certhionyx variegatus**, *Less.*

*Entomophila leucomelas*, *Gadow, Cat. Birds B. M.* ix. p. 220 (1884);  
*Campbell, Nests & Eggs Austr. Birds*, i. p. 380, pl. 13 (1901).

*Certhionyx variegatus*, *Sharpe, Hand-l.* v. p. 73 (1906).

Eggs of the Pied Honey-eater vary in shape, from a broad to a pointed oval form, and are very slightly glossy. The ground-colour is white or yellowish-white and the markings of dark brown, purplish-brown, and lilac-grey take the form of numerous small spots and blotches, which are distributed all over the surface of the shell. They measure from  $\cdot 8$  to  $\cdot 98$  in length, and from  $\cdot 48$  to  $\cdot 58$  in breadth.

24. Gascoyne River, West Australia. T. Carter, Esq. [C.]

Genus **MELIPHAGA**, *Lewin.*

**Meliphaga phrygia** (*Lath.*).

*Meliphaga phrygia*, *Thien. Fortpflanz. ges. Vög.* tab. xvi. fig. 9 (1845-54);  
*Gould, Handb. Birds Austr.* i. p. 527 (1865); *Gadow, Cat. Birds B. M.* ix. p. 221 (1884); *North, Nests & Eggs Austr. Birds*, p. 210, pl. xii. fig. 8 (1889); *Nehrk. Kat. Eiersamml.* p. 81 (1899); *Campbell, Nests & Eggs Austr. Birds*, i. p. 381, pl. 14 (1901); *Sharpe, Hand-l.* v. p. 74 (1906).

*Xanthomyza phrygia*, *Ramsay, Trans. Phil. Soc. N. S. W.* 1865, p. 319, pl. i. fig. 3.

Eggs of the Warty-faced Honey-eater are of a very broad oval shape and moderately glossy. They are of a rich salmon-buff colour, speckled and spotted with purplish-red and underlying lavender. The markings are rather dense at the broad end, but sparse elsewhere. Four examples measure from  $\cdot 9$  to  $1\cdot 0$  in length, and from  $\cdot 69$  to  $\cdot 7$  in breadth.

2. New South Wales (*Wilson*).

Gould Coll.

Genus **MELILESTES**, *Salvad.*

**Melilestes poliopterus**, *Sharpe.*

(Plate II. fig. 21.)

*Melilestes polioptera*, *Sharpe, Journ. Linn. Soc., Zool.* xvi. pp. 318, 438 (1882).

*Anachnothera polioptera*, *Gadow, Cat. Birds B. M.* ix. p. 111 (1884).

*Melilestes poliopterus*, *Sharpe, Hand-l.* v. p. 75 (1906).

Two eggs of the Grey-winged Honey-eater in the Collection are almost elliptical in shape and slightly glossy. They are pinkish-white, thickly mottled with pale reddish-brown, and feebly marked at the broad end with a few blotches of pale lavender. They measure respectively:  $\cdot 95$  by  $\cdot 7$ ;  $\cdot 95$  by  $\cdot 72$ .

2. S.E. New Guinea.

Mr. E. Weiske [C.].

Genus **MELIPOTES**, *Sclat.*

**Melipotes fumigatus**, *A. B. Meyer.*

(Plate II. fig. 7.)

*Melipotes fumigatus*, *Meyer, Zeitschr. ges. Orn.* iii. p. 22 (1886); *Sharpe, Hand-l. v.* p. 76 (1906).

*Melipotes atriceps*, *Grant, Bull. B. O. C.* v. p. xiv (1895).

Two eggs of the Black-headed Honey-eater are of a regular oval form and devoid of gloss; they have the ground-colour pale pinkish-white, and the markings, which are mostly concentrated round the larger end so as to form a cap, take the form of rather faint purplish-red blotches, more or less confluent towards the larger end. They measure respectively  $1\cdot 22$  by  $\cdot 81$  and  $1\cdot 07$  by  $\cdot 79$ .

1. S.E. New Guinea.

Mr. E. Weiske [C.].

1. S.E. New Guinea.

Mr. E. Weiske [C.].

Genus **MELIRRHOPEHETES**, *A. B. Meyer.*

**Melirrhophetes batesi**, *Sharpe.*

(Plate II. fig. 12.)

*Melirrhophetes batesi*, *Sharpe in Gould's Birds N. Guinea*, iii. pl. 35 (1886); *id., Hand-l. v.* p. 77 (1906).

A damaged egg of Bates' Honey-eater appears to have been of a regular oval form and very slightly glossed. It has the ground-colour salmon-buff, becoming rather more intense towards the larger end, where it forms a zone, which is also indistinctly marked with spots of faint purplish-red. It measures  $1\cdot 22$  by  $\cdot 86$ .

1. S.E. New Guinea.

Mr. E. Weiske [C.].

Genus **STIGMATOPS**, *Gould.*

**Stigmatops ocularis** (*Gould*).

*Meliphaga ocularis*, *Thien. Fortpflanz. ges. Vög.* tab. xvi. fig. 3 (1845-54).

*Stigmatops ocularis*, *Gould, Handb. Birds Austr.* i. p. 500 (1865); *North, Nests & Eggs Austr. Birds*, p. 198, pl. xiii. fig. 17 (1889); *Sharpe, Hand-l. v.* p. 78 (1906).

*Stigmatops subocularis*, *Gould, tom. cit.* p. 501.

*Glyciphila ocularis*, *Gadon, Cat. Birds B. M.* ix. p. 213 (1884) [part.];

*Nehrke. Kat. Eiersamml.* p. 81 (1899); *Campbell, Nests & Eggs Austr. Birds*, i. p. 374, pl. 13 (1901).  
*Glyciphila subocularis*, *Le Souëf, Ibis*, 1900, p. 463; *Campbell, tom. cit.* p. 375.

The eggs of the Brown Honey-eater are of a regular oval shape and almost devoid of gloss. They vary from white to cream-colour, and are very minutely speckled, almost entirely at the broad end, with pale rufous. They measure from .62 to .7 in length, and from .49 to .51 in breadth.

- |  |                     |
|--|---------------------|
| 1. Australia.                          | Salvin-Godman Coll. |
| 2. Dawson River, Queensland.           | Crowley Bequest.    |
| 14th September ( <i>North Coll.</i> ). |                     |
| 2. New South Wales.                    | Gould Coll.         |
| 2. New South Wales.                    | Gould Coll.         |
| 2. West Australia.                     | Gould Coll.         |

Genus **PTILOTIS**, *Swains.*

***Ptilotis carunculata*** (*Gmel.*).

(Plate II. fig. 3.)

*Ptilotis carunculata*, *Finsch & Hartl. Fauna Centr.-Polynes.* p. 58, pl. i. figs. 1 & 2 (1867); *Whitmee, Ibis*, 1875, p. 438; *Gadow, Cat. Birds B. M.* ix. p. 225 (1884); *Nehrke. Kat. Eiersamml.* p. 81 (1899); *Sharpe, Hand-l.* v. p. 79 (1906).

Eggs of the Carunculated Honey-eater are of a broad oval form and moderately glossy. They are of a pinkish-white or salmon-pink colour, spotted, chiefly at the broad end, with purplish-red and very pale underlying lavender. A few very dark, almost black, specks are sometimes found scattered over the shell. They measure from .96 to 1.0 in length, and from .66 to .72 in breadth.

- |           |                          |
|-----------|--------------------------|
| 5. Samoa. | Rev. S. J. Whitmee [C.]. |
| 1. Samoa. | Crowley Bequest.         |

***Ptilotis procerior***, *Finsch & Hartl.*

(Plate II. fig. 8.)

*Ptilotis carunculata*, *Gadow, Cat. Birds B. M.* ix. p. 225 (1884) [part.].  
*Ptilotis procerior*, *Layard, P. Z. S.* 1875, pp. 28, 431; *Wiglesw. Abh. Mus. Dresden*, 1890-91, No. 6, p. 34; *Sharpe, Hand-l.* v. p. 79 (1906).

Eggs of Finsch's Carunculated Honey-eater are usually of a broad regular oval form: one example in the Collection is, however, longer and more pointed; the ground-colour is white, or pinkish-white; the markings are most numerous towards the larger end and form a zone of spots which are purplish-red and pale lilac. They measure from .94 to 1.0 in length, and from .65 to .72 in breadth.

- |  |                  |
|--|------------------|
| 4. Ovalau, Fiji ( <i>E. L. Layard: Tristram Coll.</i> ). | Crowley Bequest. |
| 4. Ovalau ( <i>E. L. L.: Tristram Coll.</i> ).           | Crowley Bequest. |

**Ptilotis analoga**, *Reichenb.*

- Ptilotis analoga*, *Gadow, Cat. Birds B. M.* ix. p. 227 (1884) [part.];  
*Sharpe, Hand-l.* v. p. 80 (1906).  
*Ptilotis notata*, *North, Nests & Eggs Austr. Birds*, p. 209, pl. xiii. fig. 4  
 (1889); *Le Souëf, Ibis*, 1898, p. 58; *Campbell, Nests & Eggs Austr.*  
*Birds*, i. p. 383 (1901).

The eggs of the Yellow-spotted Honey-eater vary from a narrow to a broad oval shape and are moderately glossy. They are white, spotted and blotched with dark umber-brown or deep chocolate-brown. The markings are generally few in number and confined chiefly to the broad end of the egg. In two examples, however, in the Collection they are evenly spread over the whole shell, and are intermingled with other spots of underlying pale lavender. They measure from .88 to .91 in length, and from .65 to .7 in breadth.

- |                                      |                          |
|--------------------------------------|--------------------------|
| 1. Albany Island, N. Australia.      | Gould Coll.              |
| 2. Somerset, N. Australia, 26th Oct. | D. Le Souëf, Esq. [P.].  |
| 2. Cape York, N. Australia.          | Capt. Owen Stanley [P.]. |
| 1. Cape York.                        | Capt. Owen Stanley [P.]. |
| 1. Queensland, 24th Dec.             | T. Carter, Esq. [C.].    |
| 1. Queensland, 22th Nov.             | T. Carter, Esq. [C.].    |

**Ptilotis orientalis**, *A. B. Meyer.*

(Plate II. fig. 19.)

- Ptilotis orientalis*, *Meyer. J. f. O.* 1894, p. 92; *Sharpe, Hand-l.* v. p. 80  
 (1906).

Two eggs of Meyer's Yellow-spotted Honey-eater are of a blunt oval form and somewhat glossy; the ground-colour is pale pinkish-white, marked, chiefly in a zone round the broad end, with spots of rich brownish-red and lavender. They measure respectively .83 by .6 and .85 by .61.

- |   |                           |
|---|---------------------------|
| 2. Sariba Island, British New Guinea,<br>6th October. | C. A. Barnard, Esq. [C.]. |
|---|---------------------------|

**Ptilotis gracilis**, *Gould.*

- Ptilotis analoga*, *Gadow, Cat. Birds B. M.* ix. p. 227 (1884) [part.].  
*Ptilotis gracilis*, *Le Souëf, Ibis*, 1898, p. 56, pl. i.; 1900, p. 615; *Camp-*  
*bell, Nests & Eggs Austr. Birds*, i. p. 384 (1901); *Sharpe, Hand-l.*  
*v.* p. 80 (1906).

The eggs of the Lesser Yellow-spotted Honey-eater are of a blunt oval form and very glossy. Two examples are of a salmon-pink colour, turning to sienna-pink at the broad end, and spotted at that part with rich chestnut and lavender. Both eggs measure .75 by .58.

- |                                      |                         |
|--------------------------------------|-------------------------|
| 2. Somerset, N. Australia, 27th Oct. | D. Le Souëf, Esq. [P.]. |
|--------------------------------------|-------------------------|

*Ptilotis sharpei*, Rothsch. & Hartert.

(Plate II. fig. 18.)

*Ptilotis analoga*, *Nehrck. (nec Reichenb.) Kat. Eiersamml.* p. 81, pl. iii. fig. 24 (1899).*Ptilotis aruensis sharpei*, *Rothsch. & Hartert, Nov. Zool.* x. p. 442 (1903).*Ptilotis sharpei*, *Sharpe, Hand-l.* v. p. 80 (1906).

An egg of Sharpe's Honey-eater is indistinguishable from that of *P. analoga*; it measures ·91 by ·68.

1. Fergusson Island, 12th December. Mr. A. S. Meek [C.].

*Ptilotis fusca* (Gould).

*Ptilotis fusca*, *Ramsay, Trans. Phil. Soc. N. S. W.* 1865, p. 321, pl. i. fig. 4; *Gould, Handb. Birds Austr.* i. p. 520 (1865); *Gadow, Cat. Birds B. M.* ix. p. 229 (1884); *North, Nests & Eggs Austr. Birds*, p. 206 (1889); *Nehrck. Kat. Eiersamml.* p. 81 (1899); *Campbell, Nests & Eggs Austr. Birds*, i. p. 385 (1901); *Sharpe, Hand-l.* v. p. 81 (1906).

Eggs of the Fuscous Honey-eater are of a regular oval form and somewhat glossy. They are of a rich pinkish-buff colour, spotted all over, but rather sparingly, with pale pinkish-red and faint lilac. They measure from ·76 to ·8 in length, and from ·57 to ·6 in breadth.

1. Dawson River, Queensland, Crowley Bequest.  
13th Aug. (*North Coll.*).
2. New South Wales (*E. P. Ramsay*). Gould Coll.
2. New South Wales. Crowley Bequest.

*Ptilotis chrysotis*, Lath.

*Ptilotis lewinii*, *Gould, Handb. Birds Austr.* i. p. 503 (1865); *Ramsay, P. Z. S.* 1875, p. 595; *Gadow, Cat. Birds B. M.* ix. p. 229 (1884); *North, Nests & Eggs Austr. Birds*, p. 199, pl. xiii. fig. 1 (1889); *Nehrck. Kat. Eiersamml.* p. 81 (1899); *Campbell, Nests & Eggs Austr. Birds*, i. p. 386, pl. 14 (1901).

*Ptilotis chrysotis*, *Sharpe, Hand-l.* v. p. 81 (1906).

An egg of Lewin's Honey-eater is of a regular oval shape and almost devoid of gloss. It is pinkish-white, spotted, chiefly at the broad end, with deep purplish-brown and lilac. It measures 1·0 by ·73.

1. New South Wales (*Wilson*). Gould Coll.

*Ptilotis provocator*, Layard.

(Plate II. fig. 2.)

*Ptilotis provocator*, *Layard, P. Z. S.* 1875, p. 28; *Gadow, Cat. Birds B. M.* ix. p. 230 (1884); *Nehrck. Kat. Eiersamml.* p. 81 (1899); *Sharpe, Hand-l.* v. p. 81 (1906).

Two eggs of the Kandavu Honey-eater closely resemble that of

*P. chrysolis*, but the ground-colour is more tinged with salmon-colour, and the markings on one of the two specimens are more numerous and more generally distributed over the shell. They measure respectively 1.0 by .7 and 1.1 by .72.

- |  |                  |
|--|------------------|
| 1. Kandaavu, Fiji Islands ( <i>E. L. Layard: Tristram Coll.</i> ). | Crowley Bequest. |
| 1. Kandaavu ( <i>E. L. L.: Tristram Coll.</i> ).                   | Crowley Bequest. |

### *Ptilotis sonora*, Gould.

*Ptilotis sonora*, Gould, *Handb. Birds Austr.* i. p. 504 (1865); *Gadow, Cat. Birds B. M.* ix. p. 234 (1884); *Nehrk. Kat. Eiersamml.* p. 81 (1899); *Campbell, Nests & Eggs Austr. Birds*, i. p. 390, pl. 14 (1901); *Sharpe, Hand-l.* v. p. 81 (1906).

*Ptilotis vittata*, North, *Nests & Eggs Austr. Birds*, p. 200 (1889).

Eggs of the Singing Honey-eater are of a blunt oval form and almost devoid of gloss. They are flesh-colour, delicately speckled or mottled with faint rufous and lavender. Some specimens have an indistinct zone of rufous-buff round the larger end. They measure from .76 to .92 in length, and from .6 to .66 in breadth.

- |   |                       |
|---|-----------------------|
| 2. Queensland, 1st May,                                 | T. Carter, Esq. [C.]. |
| 2. Queensland, 19th July.                               | T. Carter, Esq. [C.]. |
| 1. Queensland, 19th. Sept.                              | T. Carter, Esq. [C.]. |
| 2. Queensland.  | T. Carter, Esq. [C.]. |
| 1. South Australia ( <i>J. Gould: Tristram Coll.</i> ). | Crowley Bequest.      |
| 1. South Australia, Dec.                                | Gould Coll.           |

### *Ptilotis chrysops* (Lath.).

*Ptilotis chrysops*, Gould, *Handb. Birds Austr.* i. p. 521 (1865); *Gadow, Cat. Birds B. M.* ix. p. 236 (1884); *North, Nests & Eggs Austr. Birds*, p. 207, pl. xii. fig. 16 (1889); *Nehrk. Kat. Eiersamml.* p. 82 (1899); *Campbell, Nests & Eggs Austr. Birds*, i. p. 392, pl. 14 (1901); *Sharpe, Hand-l.* v. p. 82 (1906).

The eggs of the Yellow-faced Honey-eater vary from a narrow to a broad oval shape and are moderately glossy. They are of a pinkish cream-colour, freckled, spotted or blotched, generally more densely at the broad end than elsewhere, with various shades of red, ranging from light chestnut to deep purplish-red, and with lavender or lilac. The markings are often gathered into a broad confluent zone at the broad end, the remainder of the shell being sparingly spotted; while, in some cases, they are evenly spread over the entire surface of the egg. Specimens measure from .77 to .84 in length, and from .55 to .61 in breadth.

- |   |                  |
|---|------------------|
| 2. Cape York, N. Queensland ( <i>J. MacGillivray: Tristram Coll.</i> ). | Crowley Bequest. |
| 1. New South Wales, 17th Sept. ( <i>J. Gould</i> ).                     | Crowley Bequest. |
| 1. New South Wales.   | Gould Coll.      |

- |    |   |                         |
|----|---|-------------------------|
| 2. | New South Wales ( <i>Wilson</i> ).                                  | Gould Coll.             |
| 2. | New South Wales ( <i>E. P. Ramsay</i> ).                            | Gould Coll.             |
| 1. | New South Wales.  | Gould Coll.             |
| 1. | New South Wales.  | Gould Coll.             |
| 2. | New South Wales.  | Gould Coll.             |
| 3. | Dobroyd, N. S. Wales, Nov.<br>( <i>E. P. R. : Tristram Coll.</i> ). | Crowley Bequest.        |
| 1. | Roseville, N. S. Wales, 24th Sept.                                  | A. J. North, Esq. [P.]. |
| 1. | Victoria.   | Govt. of Victoria [P.]. |
| 3. | Melbourne, Victoria.  | Salvin-Godman Coll.     |
| 2. | Yandembah, Victoria, Oct. ( <i>A. J. North</i> ).                   | Crowley Bequest.        |
| 2. | Hastings, Victoria, 23rd Oct.<br>( <i>A. J. N.</i> ).               | Crowley Bequest.        |

### *Ptilotis flavicollis*, *Vieill.*

- Ptilotis flavigula*, *Gould, Handb. Birds Austr.* i. p. 508 (1865).  
*Ptilotis flavigularis*, *Gadour, Cat. Birds B. M.* ix. p. 239 (1884); *Nehrke, Kat. Eiersamml.* p. 82 (1899); *Campbell, Nests & Eggs Austr. Birds*, i. p. 394 (1901).  
*Ptilotis flavicollis*, *North, Nests & Eggs Austr. Birds*, p. 201, pl. xii. fig. 13 (1889); *Sharpe, Hand-l.* v. p. 82 (1906).

Four eggs of the Yellow-throated Honey-eater are almost elliptical in shape and very slightly glossy. They are pinkish-white, speckled, chiefly at the broader end, with purplish-red and lavender. They measure from .9 to .93 in length, and from .69 to .7 in breadth. Two eggs, of a more pointed oval form, measure .93 in length, and from .64 to .65 in breadth.

- |    |                    |                  |
|----|--------------------|------------------|
| 2. | Tasmania, 4th Dec. | Gould Coll.      |
| 2. | Tasmania, Aug.     | Crowley Bequest. |
| 2. | Tasmania.          | Crowley Bequest. |

### *Ptilotis leucotis* (*Lath.*).

- Ptilotis leucotis*, *Gould, Handb. Birds Austr.* i. p. 510 (1865); *Gadour, Cat. Birds B. M.* ix. p. 240 (1884); *North, Nests & Eggs Austr. Birds*, p. 201, pl. xiii. fig. 5 (1889); *Nehrke, Kat. Eiersamml.* p. 82 (1899); *Campbell, Nests & Eggs Austr. Birds*, i. p. 396 (1901); *Sharpe, Hand-l.* v. p. 82 (1906).

The eggs of the White-cared Honey-eater are of a very broad oval or spheroidal shape and slightly glossy. They are cream-coloured, delicately spotted, chiefly at the broad end, with purplish-brown and lavender. They measure from .8 to .88 in length, and from .65 to .68 in breadth.

- |    |                                  |                                      |
|----|----------------------------------|--------------------------------------|
| 2. | Victoria.                        | Govt. of Victoria [P.].              |
| 1. | Dandenong Ranges, Victoria, Oct. | W. Radcliffe Saunders, Esq.<br>[P.]. |
| 1. | Gippsland, Victoria.             | F. A. Philbrick, Esq., K.C.<br>[P.]. |
| 3. | Western Port, Victoria.          | Crowley Bequest.                     |



**Ptilotis auricomis** (*Lath.*).

*Ptilotis auricomis*, *Ramsay, This*, 1864, p. 243; *Gould, Handb. Birds Austr.* i. p. 311 (1865); *Ramsay, Trans. Phil. Soc. N. S. W.* 1865, p. 322, pl. i. fig. 5; *Gadow, Cat. Birds B. M.* ix. p. 242 (1884); *North, Nests & Eggs Austr. Birds*, p. 203, pl. xii. fig. 14 (1889); *Nehrk. Kat. Eiersamml.* p. 82 (1899); *Campbell, Nests & Eggs Austr. Birds*, i. p. 398, pl. 14 (1901); *Sharpe, Hand-l.* v. p. 82 (1906).

The eggs of the Yellow-tufted Honey-eater are of a broad oval shape and slightly glossy. They are of a pinkish flesh-colour, speckled and spotted, chiefly at the broad end, with chestnut-red or purplish-red and lavender. On some specimens the markings form a zone round the broad end; on others they form an ill-defined cap. Examples measure from .82 to .9 in length, and from .63 to .68 in breadth.

- |  |                         |
|--|-------------------------|
| 3. New South Wales ( <i>E. P. Ramsay</i> ).  | Gould Coll.             |
| 3. New South Wales ( <i>E. P. R.</i> ).  | Gould Coll.             |
| 1. New South Wales, July ( <i>Sir D. Cooper</i> ).   | Gould Coll.             |
| 2. Canterbury, N.S.W., 30th Oct.<br>[with an egg of <i>Cuculus pallidus</i> ( <i>cf. Cat. Birds' Eggs B. M.</i> iii. p. 114, 1903)]. | Crowley Bequest.        |
| 2. Dobroyd, N.S.W., 30th July<br>( <i>E. P. R.: Tristram Coll.</i> ).  | Crowley Bequest.        |
| 1. Dobroyd ( <i>E. P. R.: Tristram Coll.</i> ).  | Crowley Bequest.        |
| 2. Dobroyd ( <i>E. P. R.</i> ).  | Crowley Bequest.        |
| 3. Roseville, N.S.W., 24th Sept.   | A. J. North, Esq. [P.]. |
| 3. Sandhurst, Victoria, 19th Sept.<br>( <i>A. J. North</i> ).  | Crowley Bequest.        |

**Ptilotis cratitia**, *Gould*.

*Ptilotis cratitia*, *Gadow, Cat. Birds B. M.* ix. p. 243 (1884); *Campbell, Nests & Eggs Austr. Birds*, i. p. 401 (1901); *Sharpe, Hand-l.* v. p. 83 (1906).

The two eggs of the Wattled-cheeked Honey-eater collected by Mr. T. Carter differ from those described by Mr. Campbell in having the ground-colour pinkish-buff and salmon-colour respectively, instead of white. Both eggs are sparingly and finely spotted with reddish-brown and purplish-grey, the markings being most numerous round the larger end, where they form an irregular cap or zone. They measure respectively: .76 by .56 and .78 by .55.

- |                     |                       |
|---------------------|-----------------------|
| 2. South Australia. | T. Carter, Esq. [C.]. |
|---------------------|-----------------------|

**Ptilotis ornata**, *Gould*.

*Ptilotis ornata*, *Gould, Handb. Birds Austr.* i. p. 515 (1865); *Gadow, Cat. Birds B. M.* ix. p. 244 (1884); *North, Nests & Eggs Austr. Birds*, p. 204 (1889); *Nehrk. Kat. Eiersamml.* p. 82 (1899); *Campbell, Nests & Eggs Austr. Birds*, i. p. 406, pl. 14 (1901); *Sharpe, Hand-l.* v. p. 83 (1906).

The eggs of the Graceful Honey-eater are richly coloured, and resemble those of *P. gracilis* and *P. fusca*. They are of a pinkish-buff or deep salmon-pink, spotted with chestnut-red and lavender or lilac. The markings are chiefly confined to the broad end. Three examples measure respectively:  $\cdot 79$  by  $\cdot 58$ ;  $\cdot 78$  by  $\cdot 59$ .

2. West Australia, 4th Sept. Gould Coll.
1. Fowday, West Australia, 4th Sept. Crowley Bequest.  
(*J. Gould: Tristram Coll.*).

### *Ptilotis plumula*, *Gould*.

*Meliphaga plumula*, *Thien. Fortpflanz. ges. Vög.* tab. xvi. fig. 8 (1845-54).  
*Ptilotis plumula*, *Gould, Handb. Birds Austr.* i. p. 516 (1865); *Gadow, Cat. Birds B. M.* ix. p. 245 (1884); *North, Nests & Eggs Austr. Birds*, p. 205 (1889); *Campbell, Nests & Eggs Austr. Birds*, i. p. 407 (1901); *Sharpe, Hand-l.* v. p. 83 (1906).

The eggs of the Plumed Honey-eater in the Collection very closely resemble those of *P. ornata*. Two examples measure respectively:  $\cdot 79$  by  $\cdot 59$ ;  $\cdot 87$  by  $\cdot 62$ .

2. West Australia, 7th Dec. Gould Coll.

### *Ptilotis penicillata* (*Gould*).

*Ptilotis penicillata*, *Gould, Handb. Birds Austr.* i. p. 519 (1865); *Gadow, Cat. Birds B. M.* ix. p. 244 (1884); *North, Nests & Eggs Austr. Birds*, p. 205, pl. xii. fig. 15 (1889); *Nehrk. Kat. Eiersamml.* p. 82 (1899); *Campbell, Nests & Eggs Austr. Birds*, i. p. 403 (1901); *Sharpe, Hand-l.* v. p. 83 (1906).

The eggs of the White-plumed Honey-eater are of a pointed oval shape and slightly glossy. They are of a pinkish-cream-colour, speckled and spotted with purplish-red, purplish-brown, and underlying lavender. In some examples the markings are confined to the broad end; in others they are evenly spread over the entire surface of the shell. The ground-colour is often suffused with darker pink at the broad end. Specimens measure from  $\cdot 71$  to  $\cdot 9$  in length, and from  $\cdot 52$  to  $\cdot 59$  in breadth.

3. Australia. W. Radcliffe Saunders, Esq.  
[P.]
2. Australia. Gould Coll.
1. Queensland. T. Carter, Esq. [C.]
2. Bagan River, New South Wales, Crowley Bequest.  
13th Sept. (*A. J. North*).
3. Dobroyd, N.S.W., 9th Dec. Crowley Bequest.  
(*A. J. N.*).
3. Victoria. Govt. of Victoria [P.]
3. Victoria. Govt. of Victoria [P.]
2. Victoria. Govt. of Victoria [P.]
2. Melbourne, 5th Sept. W. Radcliffe Saunders, Esq.  
[P.]

- |  |                                     |
|--|-------------------------------------|
| 1. Gippsland, Victoria.                    | F. A. Philbrick, Esq., K.C.<br>[P.] |
| 2. South Australia ( <i>G. F. Angas</i> ). | Gould Coll.                         |
| 3. South Australia ( <i>G. F. A.</i> ).    | Gould Coll.                         |

**Ptilotis leilavalensis**, *North*.

*Ptilotis leilavalensis*, *North, Rec. Austr. Mus.* iii. p. 106 (1899); *Campbell, Nests & Eggs Austr. Birds*, i. p. 405 (1901); *Sharpe, Hand-l.* v. p. 84 (1906).

Eggs of Carter's Honey-eater vary from a perfect elliptical form to a slightly elongate oval shape and are very slightly glossed; the ground-colour is white or pinkish-white, finely and sparingly spotted with deep purplish-brown, reddish-brown, and lilac, the markings being mostly confined to the larger end of the shell. They measure from  $\cdot76$  to  $\cdot83$  in length, and from  $\cdot57$  to  $\cdot64$  in breadth.

- |                             |                       |
|-----------------------------|-----------------------|
| 3. Queensland, 25th August. | T. Carter, Esq. [C.]. |
| 2. Queensland, 21st July.   | T. Carter, Esq. [C.]. |

Genus **XANTHOTIS**, *Reichenb.*

**Xanthotis lessoni**, *Sharpe*.

(Plate II. fig. 6.)

*Xanthotis chrysotis*, *Gadow (nec Lath.)*, *Cat. Birds B. M.* ix. p. 238 (1884).

*Xanthotis chrysotis*, *Gould, Birds New Guinea*, iii. pl. 51 (1886).

*Xanthotis lessoni*, *Sharpe, Hand-l.* v. p. 85 (1906).

Three eggs of the Golden-eared Honey-eater taken by Mr. Weiske in New Guinea are of an ordinary oval shape and devoid of all gloss. They are somewhat Pitta-like in general appearance, being white, rather densely speckled, spotted, and, here and there, blotched with very deep blackish-brown or black and purplish-grey. They measure respectively:  $\cdot98$  by  $\cdot71$ ; 1 by  $\cdot73$ ; 1 by  $\cdot71$ .

- |                     |                     |
|---------------------|---------------------|
| 3. S.E. New Guinea. | Mr. E. Weiske [C.]. |
|---------------------|---------------------|

Genus **PTILOPRORA**, *De Vis*.

**Ptiloprora guisei**, *De Vis*.

(Plate II. fig. 22.)

*Ptiloprora guisei*, *De Vis, Rep. New Guinea*, 1893-94, App. EE, p. 103 (1894); *Sharpe Hand-l.* v. p. 86 (1906).

An egg of De Vis' Honey-eater is of a rather long blunt oval form and almost devoid of gloss. The ground-colour is white, with small, thinly distributed spots of deep purple-brown, purplish-red, and lavender, most numerous towards the larger end, several of the larger markings have blurred edges. It measures  $\cdot87$  by  $\cdot6$ .

- |                           |                     |
|---------------------------|---------------------|
| 1. South-east New Guinea. | Mr. E. Weiske [C.]. |
|---------------------------|---------------------|

Genus **MELIORNIS**, Gray.**Meliornis pyrroptera** (Lath.).

*Lichmera australasiana*, Gould, *Handb. Birds Austr.* i. p. 493 (1865);  
*North, Nests & Eggs Austr. Birds.* p. 195, pl. xii. fig. 17 (1889).

*Meliornis australasiana*, Gadow, *Cat. Birds B. M.* ix. p. 252 (1884);  
*Nehr. Kat. Eiersamml.* p. 82 (1899); *Campbell, Nests & Eggs*  
*Austr. Birds*, i. p. 411 (1901).

*Meliornis pyrroptera*, Sharpe, *Hand-l.* v. p. 87 (1906).

Eggs of the Crescent Honey-eater are of a regular or rather blunt oval form and very slightly glossy. The ground-colour is pinkish-cream-colour, speckled, chiefly about the broader end, with purplish-red and lilac; in one egg the ground-colour shades into bright chestnut-rufous towards the larger end. They measure from .7 to .76 in length, and from .52 to .55 in breadth.

- |   |                       |
|---|-----------------------|
| 1. Australia ( <i>A. J. Campbell</i> ). | Crowley Bequest.      |
| 1. Australia.                           | T. Carter, Esq. [C.]. |
| 1. Tasmania.                            | Gould Coll.           |
| 2. Tasmania.                            | Crowley Bequest.      |
| 3. Tasmania.                            | Crowley Bequest.      |

**Meliornis novæ hollandiæ**, Lath.

*Meliornis novæ hollandiæ*, Gould, *Handb. Birds Austr.* i. p. 486 (1865);  
*Gadow, Cat. Birds B. M.* ix. p. 253 (1884); *North, Nests & Eggs*  
*Austr. Birds*, p. 191 (1889); *Nehr. Kat. Eiersamml.* p. 82 (1899);  
*Campbell, Nests & Eggs Austr. Birds*, i. p. 412, pl. 14 (1901); *Sharpe,*  
*Hand-l.* v. p. 87 (1906).

Eggs of the New Holland Honey-eater are of a broad oval form and moderately glossy. They are of a pinkish-cream-colour, very distinctly speckled and spotted, chiefly at the broad end, with rich purplish-red and lavender. They measure from .75 to .88 in length, and from .6 to .63 in breadth.

- |   |                                      |
|---|--------------------------------------|
| 1. Australia.   | W. Radcliffe Saunders, Esq.<br>[P.]. |
| 1. Australia.   | Salvin-Godman Coll.                  |
| 3. Queensland.  | Gould Coll.                          |
| 2. New South Wales.   | Gould Coll.                          |
| 2. New South Wales.   | Gould Coll.                          |
| 2. New South Wales ( <i>J. Gould</i> ).                         | Crowley Bequest.                     |
| 2. New South Wales ( <i>J. G. : Tristram</i><br><i>Coll.</i> ). | Crowley Bequest.                     |
| 2. Botany, N.S.W., 20th August<br>( <i>A. J. North</i> ).       | Crowley Bequest.                     |
| 2. Canterbury, N.S.W., 12th April.                              | A. J. North, Esq. [P.].              |
| 1. Tasmania.  | Gould Coll.                          |
| 1. Tasmania.  | Crowley Bequest.                     |

**Meliornis longirostris** (Gould).

(Plate II. fig. 4.)

*Meliornis longirostris*, Gould, *Handb. Birds Austr.* i. p. 488 (1865);  
*Gadow, Cat. Birds B. M.* ix. p. 254 (1884); *North, Nests & Eggs*  
*Austr. Birds*, p. 192 (1889); *Nehrk. Kat. Eiersamm.* p. 82 (1899);  
*Sharpe, Hand-l.* v. p. 87 (1906).

*Meliornis novæ hollandiæ longirostris*, Campbell, *Nests & Eggs Austr.*  
*Birds*, i. p. 413 (1901).

The eggs of the Long-billed Honey-eater are of a rather broad oval form and devoid of gloss. They are of a creamy-buff colour, speckled, chiefly in the shape of a zone round the broad end, with purplish-red and lavender. Four examples measure respectively:  $\cdot 75$  by  $\cdot 58$ ;  $\cdot 75$  by  $\cdot 59$ ;  $\cdot 75$  by  $\cdot 6$ ;  $77$  by  $\cdot 57$ .

2. West Australia.

Gould Coll.

2. West Australia.

Gould Coll.

**Meliornis sericea** (Gould).

*Meliphaga sericea*, Thien, *Fortpflanz. ges. Vög.* tab. xvi. fig. 5 (1845-54).

*Meliornis sericea*, Gould, *Handb. Birds Austr.* i. p. 490 (1865); *Gadow, Cat. Birds B. M.* ix. p. 254 (1884); *North, Nests & Eggs Austr. Birds*, p. 193, pl. xii. fig. 19 (1889); *Campbell, Nests & Eggs Austr. Birds*, i. p. 414 (1901); *Sharpe, Hand-l.* v. p. 88 (1906).

Two eggs of the White-cheeked Honey-eater are of a regular oval shape and very slightly glossy. They are pale cream-colour, speckled, chiefly at the broad end, with reddish-brown and lilac-red. They measure respectively:  $\cdot 8$  by  $\cdot 6$ ;  $\cdot 77$  by  $\cdot 6$ .

2. New South Wales.

Gould Coll.

**Meliornis mystacalis** (Gould).

*Meliphaga mystacalis*, Thien, *Fortpflanz. ges. Vög.* tab. xvi. fig. 6 (1845-54).

*Meliornis mystacalis*, Gould, *Handb. Birds Austr.* i. p. 491 (1865);  
*Gadow, Cat. Birds B. M.* ix. p. 255 (1884); *North, Nests & Eggs*  
*Austr. Birds*, p. 194 (1889); *Campbell, Nests & Eggs Austr. Birds*,  
i. p. 415 (1901); *Sharpe, Hand-l.* v. p. 88 (1906).

The two eggs of the Moustached Honey-eater in the Collection are of a rather broad oval shape and slightly glossy. They are of a pale cream-colour, marked, chiefly at the broad end, with specks and spots of reddish-brown or deep chocolate-brown and underlying lilac. They measure respectively:  $\cdot 78$  by  $\cdot 61$ ;  $\cdot 8$  by  $\cdot 6$ .

2. West Australia.

Gould Coll.

Genus **ANTHORNIS**, *Gray*.**Anthornis melanura** (*Sparrm.*).

(Plate II. figs. 15 &amp; 20.)

*Anthornis melanura*, *Potts, Trans. New Zeal. Inst.* ii. p. 56 (1869); iii. p. 72 (1870); *Gadow, Cat. Birds B. M.* ix. p. 255 (1884); *Reischek, Tr. N. Zeal. Inst.* 1886, p. 186; *Buller, Birds New Zeal.* 2nd ed. i. p. 85 (1888); *Nehrke, Kat. Eiersamml.* p. 82 (1899); *Sharpe, Hand-l.* v. p. 88 (1906).

The eggs of the New-Zealand Bell-bird are of an ordinary oval shape and quite devoid of gloss. They vary from white to pinkish-white, and are marked, chiefly at the broad end, with spots and blotches of different shades of red, varying from brick-red to pale lilac-red. On some specimens the markings are small and widely-scattered; on others, they consist of large blotches, which are sometimes confluent and form a large cap at the broad end. Examples measure from .84 to .95 in length, and from .65 to .7 in breadth.

- |  |                                     |
|--|-------------------------------------|
| 1. New Zealand ( <i>Tristram Coll.</i> ).                              | Crowley Bequest.                    |
| 5. New Zealand.  | W. Radcliffe Saunders, Esq.<br>[P.] |
| 5. New Zealand.  | W. Radcliffe Saunders, Esq.<br>[P.] |
| 5. New Zealand.  | Dr. H. T. Wharton [P.]              |
| 2. New Zealand ( <i>H. O. Forbes</i> ).                                | Crowley Bequest.                    |
| 1. Blue Cliffs, N.Z., 26th Jan. ( <i>J. R. Cook: Tristram Coll.</i> ). | Crowley Bequest.                    |
| 1. Christchurch, N.Z.  | Capt. R. Snow [P.]                  |
| 3. Otago, N.Z. ( <i>E. P. Seymour</i> ).                               | Crowley Bequest.                    |

**Anthornis melanocephala**, *Gray*.

(Plate II. figs. 16 &amp; 17.)

*Anthornis melanocephala*, *Buller, Birds New Zeal.* 2nd ed. i. p. 92 (1888); *Sharpe, Hand-l.* v. p. 88 (1906).

Eggs of the Chatham-Island Bell-bird are of a regular oval form and almost devoid of gloss. The ground-colour varies from pale pinkish-white to pale pink, and the markings of sienna or purplish-red, usually in the form of clouded blotches, are mostly confined to the larger end of the shell, but in one example (fig. 16) the markings are more in the form of spots. They measure from 1.01 to 1.06 in length, and from .69 to .76 in breadth.

- |  |                                     |
|--|-------------------------------------|
| 2. Chatham Islands ( <i>Field Coll.</i> ). | W. Radcliffe Saunders, Esq.<br>[P.] |
| 2. Chatham Islands ( <i>Field Coll.</i> ). | W. Radcliffe Saunders, Esq.<br>[P.] |
| 1. Chatham Islands.                        | Crowley Bequest.                    |

Genus **PROTHEMADERA**, Gray.**Prothemadera novæ zealandiæ** (Gmel.).

*Prothemadera novæ zealandiæ*, Walter, *P. Z. S.* 1853, p. 192, pl. lvi. fig. 2; Potts, *Trans. New Zeal. Inst.* ii. p. 55 (1869); Gadow, *Cat. Birds B. M.* ix. p. 257 (1884); Buller, *Birds New Zeal.* 2nd ed. i. p. 94 (1888); *Nehr. Kat. Eiersamml.* p. 82 (1899); Sharpe, *Hand-l.* v. p. 88 (1906).

The eggs of the Tui or Parson-bird are of a somewhat pointed oval shape and almost devoid of gloss. The ground-colour is white, marked, often very sparingly, with pale rufous. The markings in some specimens consist of smears and blotches; in others, of small specks and spots. They measure from 1·2 to 1·32 in length, and from ·8 to ·85 in breadth.

- |    |  |                                     |
|----|--|-------------------------------------|
| 3. | New Zealand.                           | W. Radcliffe Saunders, Esq.<br>[P.] |
| 1. | New Zealand.                           | W. Radcliffe Saunders, Esq.<br>[P.] |
| 1. | New Zealand.                           | Purchased.                          |
| 1. | New Zealand.                           | Dr. H. T. Wharton [P.].             |
| 1. | Christchurch, New Zealand.             | Capt. R. Snow [P.].                 |
| 2. | Otago, N.Z. ( <i>Tristram Coll.</i> ). | Crowley Bequest.                    |

Genus **MANORHINA**, Vieill.**Manorhina melanophrys** (Lath.).

*Manorhina melanophrys*, Gould, *Handb. Birds Austr.* i. p. 579 (1865); Gadow, *Cat. Birds B. M.* ix. p. 259 (1884); North, *Nests & Eggs Austr. Birds*, p. 231 (1889); *Nehr. Kat. Eiersamml.* p. 82 (1899); Campbell, *Nests & Eggs Austr. Birds*, i. p. 416, pl. 14 (1901); Sharpe, *Hand-l.* v. p. 88 (1906).

The eggs of the Bell-Miner in the Collection are of a narrow oval shape and slightly glossy. Two examples are of a pinkish flesh-colour and one of a salmon-pink colour, and they are spotted with chestnut or dark reddish-brown and underlying lavender. They measure respectively: ·91 by ·6; ·93 by ·62; ·86 by ·62.

- |    |                  |                         |
|----|------------------|-------------------------|
| 1. | New South Wales. | Gould Coll.             |
| 2. | Victoria.        | Govt. of Victoria [P.]. |

Genus **MYZANTHA**, Vig. & Horsf.**Myzantha garrula** (Lath.).

(Plate III. fig. 9.)

*Meliphaga garrula*, Thien. *Fortpflanz. ges. Vög.* tab. xvi. fig. 16 (1845-54).  
*Myzantha garrula*, Gould, *Handb. Birds Austr.* i. p. 574 (1865); North, *Nests & Eggs Austr. Birds*, p. 229, pl. xii. fig. 2 (1889); Sharpe, *Hand-l.* v. p. 89 (1906).

- Manorhina garrula*, *Gadow, Cat. Birds B. M.* ix. p. 260 (1884); *Nehrke. Kat. Eiersamml.* p. 82 (1899).  
*Myzantha (Manorhina) garrula*, *Campbell, Nests & Eggs Austr. Birds*, i. p. 420, pl. 14 (1901).

The eggs of the Garrulous Honey-eater vary in shape from narrow to broad oval and they are slightly glossy. They are cream-coloured, profusely spotted and blotched with rich chestnut and purplish-grey. The disposition of the markings varies considerably. On some specimens they are large and crowded together over the broader half, where they form a dense cap; on others, they are smaller and pretty evenly distributed over the entire shell. Examples measure from .95 to 1.22 in length, and from .71 to .82 in breadth.

- |   |                                     |
|---|-------------------------------------|
| 4. Australia.   | W. Radcliffe Saunders, Esq.<br>[P.] |
| 2. Dobroyd, New South Wales ( <i>E. P. Ramsay: Tristram Coll.</i> ).      | Crowley Bequest.                    |
| 3. Macquarie Fields, N.S.W., October ( <i>E. P. R.: Tristram Coll.</i> ). | Crowley Bequest.                    |
| 3. Bogan River, N.S.W., 18th September ( <i>A. J. North</i> ).            | Crowley Bequest.                    |
| 2. Victoria.  | Gould Collection.                   |
| 1. Gippsland, Victoria.   | F. A. Philbrick, Esq., K.C.<br>[P.] |
| 3. Oakleigh, Victoria, November.  | W. Radcliffe Saunders, Esq.<br>[P.] |
| 3. Hastings, Western Point, Victoria, 19th November ( <i>A. J. N.</i> )   | Crowley Bequest.                    |
| 4. South Australia.   | Gould Coll.                         |
| 3. South Australia.   | Gould Coll.                         |
| 2. South Australia.   | Gould Coll.                         |
| 4. South Australia.   | Gould Coll.                         |
| 3. Tasmania.  | Gould Coll.                         |
| 3. Tasmania.  | Gould Coll.                         |
| 3. Tasmania.  | Gould Coll.                         |
| 2. Tasmania.  | Gould Coll.                         |
| 2. Tasmania.  | Gould Coll.                         |

### *Myzantha obscura*, *Gould*.

- Myzantha obscura*, *Gould, Handb. Birds Austr.* i. p. 576 (1865); *North, Nests & Eggs Austr. Birds*, p. 230 (1889); *Sharpe, Hand-l. v.* p. 89 (1906).  
*Manorhina obscura*, *Gadow, Cat. Birds B. M.* ix. p. 260 (1884); *Nehrke. Kat. Eiersamml.* p. 82 (1899).  
*Myzantha (Manorhina) obscura*, *Campbell, Nests & Eggs Austr. Birds*, i. p. 421, pl. 14 (1901).

The eggs of the Sombre Honey-eater are of a rather broad oval shape and slightly glossy. They are of a rich salmon-pink colour, blotched and clouded with pale purplish-red and grey. They measure from .92 to 1.06 in length, and from .74 to .78 in breadth.



- |  |                       |
|--|-----------------------|
| 2. West Australia.                                     | Gould Coll.           |
| 2. West Australia.                                     | Gould Coll.           |
| 2. West Australia ( <i>A. J. Campbell</i> ).           | Crowley Bequest.      |
| 3. West Australia.                                     | T. Carter, Esq. [C.]. |
| 2. West Australia ( <i>J. Gould: Tristram Coll.</i> ). | Crowley Bequest.      |
| 2. West Australia ( <i>J. G.: Tristram Coll.</i> ).    | Crowley Bequest.      |

### *Myzantha flavigula*, Gould.

(Plate III. figs. 6-8.)

- Myzantha flavigula*, Gould, *Handb. Birds Austr.* i. p. 578 (1865); *Campbell, Nests & Eggs Austr. Birds*, i. p. 422 (1901); *Sharpe, Hand-l.* v. p. 89 (1906).  
*Manorhina flavigula*, *Gadow, Cat. Birds B. M.* ix. p. 261 (1884); *Nehrk. Kat. Eiersamml.* p. 82 (1899).

The eggs of the Yellow-throated Miner are of a more or less pointed oval form and somewhat glossy. The ground-colour varies from pale pinkish- or buffy-white to pale brick-colour, and the markings, which consist of numerous spots and small blotches of purplish-brown, reddish-brown, and lavender, vary considerably in both tint and number in different examples. In all, they are most numerous round the larger end, but in some examples they are thickly scattered over the whole surface of the shell. They measure from 1.1 to 1.15 in length, and from .71 to .75 in breadth.

- |   |                                   |
|---|-----------------------------------|
| 3. Dawson River, Queensland, 25th September ( <i>North Coll.</i> ). | Crowley Bequest.                  |
| 2. New South Wales ( <i>E. P. Ramsay</i> ).                         | Crowley Bequest.                  |
| 2. New South Wales ( <i>Nehrkorn Coll.</i> ).                       | Crowley Bequest.                  |
| 3. New South Wales, November.                                       | W. Radcliffe Saunders, Esq. [P.]. |
| 3. Liverpool, N.S.W., 14th October ( <i>A. J. North</i> ).          | Crowley Bequest.                  |

### *Myzantha lutea*, Gould.

(Plate III. figs. 13 & 16.)

- Myzantha lutea*, Gould, *Handb. Birds Austr.* i. p. 577 (1865); *Hall, Vict. Nat.* xviii. p. 32 (1901); *Sharpe, Hand-l.* v. p. 89 (1906).  
*Manorhina lutea*, *Gadow, Cat. Birds B. M.* ix. p. 262 (1884).

Two eggs in the Collection referred by Gould to the Luteous Honey-eater or Yellow Miner (see fig. 13) are of a narrow oval shape and devoid of gloss. The ground-colour is of a rich salmon-pink colour, rather profusely mottled and streaked with reddish-brown and lilac-grey, the markings being very evenly distributed over the entire surface of the shell. They measure respectively: 1.10 by .7; 1.11 by .71.

The two eggs collected by Mr. T. Carter present a very different

type (see fig. 16), being of a short blunt oval form and somewhat glossy. The ground-colour is of a light brick-colour, and the markings of light red and lilac are mostly confined to the large end. Both eggs measure  $\cdot 95$  by  $\cdot 7$ .

2. North Australia, 19th & 20th July. T. Carter, Esq. [C].  
 2. Port Essington, North Australia. Gould Coll.

Genus **ACANTHOCHÆRA**, *Vig. & Horsf.*

**Acanthochæra carunculata** (*Lath.*).

*Anthochaera carunculata*, *Gould, Handb. Birds Austr.* i. p. 538.  
*Acanthochæra carunculata*, *Gadow, Cat Birds B. M.* ix. p. 263 (1884);  
*North, Nests & Eggs Austr. Birds*, p. 215, pl. xii. fig. 5 (1889);  
*Nehr. Kat. Eiersamml.* p. 83 (1899); *Campbell, Nests & Eggs*  
*Austr. Birds*, i. p. 423, pl. 14 (1901); *Sharpe, Hand-l.* v. p. 89  
 (1906).

The eggs of the Red-wattled Honey-eater are of a regular oval shape and slightly glossy. They are of a pale salmon-pink colour, spotted and blotched, chiefly at the broad end, with chestnut or deep purplish-red and underlying lavender. The markings often form a zone or small irregular cap at the broad end. Specimens measure from  $1\cdot15$  to  $1\cdot3$  in length, and from  $\cdot83$  to  $\cdot92$  in breadth.

3. Australia. W. Radcliffe Saunders, Esq.  
 [P].  
 2. Australia. Gould Coll.  
 2. West Australia. Gould Coll.  
 2. West Australia. Gould Coll.  
 1. West Australia. Gould Coll.  
 1. Swan River, W. Australia, Nov.  
 (*Tristram Coll.*). Crowley Bequest.  
 1. South Australia. Gould Coll.  
 2. South Australia. Gould Coll.  
 2. South Australia. Gould Coll.  
 4. Nairn, near Adelaide. E. S. Moulden, Esq. [P].  
 2. Nairn, 21st Dec. E. S. Moulden, Esq. [P].  
 1. Gippsland, Victoria. F. A. Philbrick, Esq., K.C.  
 [P].  
 2. Werribee, Victoria, 20th Nov.  
 (*G. French*). W. Radcliffe Saunders, Esq.  
 [P].  
 2. Frankstone, Victoria, 3rd Nov.  
 (*A. J. North*). Crowley Bequest.  
 3. Hastings, West Point, Victoria,  
 5th Oct. (*A. J. N.*). Crowley Bequest.  
 1. Tass River, New South Wales  
 (*E. P. Ramsay: Tristram Coll.*). Cowley Bequest.  
 2. Queensland. T. Carter, Esq. [C].  
 1. Queensland. T. Carter, Esq. [C].  
 1. Queensland. T. Carter, Esq. [C].

**Acanthochæra inauris** (Gould).

(Plate III. fig. 14.)

Acanthochæra inauris, *Gould, Handb. Birds Austr.* i. p. 536 (1865).Acanthochæra inauris, *Gadow, Cat. Birds B. M.* ix. p. 263 (1884); *North, Nests & Eggs Austr. Birds*, p. 214 (1889); *Nehrck. Kat. Eiersamml.* p. 83 (1899); *Campbell, Nests & Eggs Austr. Birds*, i. p. 425 (1901); *Sharpe, Hand-l.* v. p. 89 (1906).

The eggs of the Yellow-wattled Honey-eater do not appear to be separable from those of *A. carunculata*. They measure from 1·22 to 1·4 in length, and from ·89 to ·95 in breadth.

- |              |                  |
|--------------|------------------|
| 1. Tasmania. | Gould Coll.      |
| 3. Tasmania. | Gould Coll.      |
| 2. Tasmania. | Crowley Bequest. |

Genus **ANELLOBIA**, *Cab.***Anellobia chrysoptera** (*Lath.*).Meliphaga mellivora, *Thien. Fortpflanz. ges. Vög.* tab. xvi. fig. 11 (1845-54).Anellobia mellivora, *Gould, Handb. Birds Austr.* i. p. 541 (1865); *North, Nests & Eggs Austr. Birds*, p. 216, pl. xii. fig. 6 (1889).Acanthochæra mellivora, *Gadow, Cat. Birds B. M.* ix. p. 264 (1884); *Nehrck. Kat. Eiersamml.* p. 83 (1899); *Campbell, Nests & Eggs Austr. Birds*, i. p. 425 (1901).Anellobia chrysoptera, *Sharpe, Hand-l.* v. p. 90 (1906).

The eggs of the Brush Wattle-bird are smaller than those of *A. carunculata*, but otherwise resemble them. They measure from 1·05 to 1·17 in length, and from ·74 to ·77 in breadth.

- |  |                  |
|--|------------------|
| 1. Australia.  | Crowley Bequest. |
| 1. Australia.  | Gould Coll.      |
| 2. South Australia.  | Gould Coll.      |
| 1. South Australia ( <i>G. F. Angas</i> ).                                   | Gould Coll.      |
| 2. Flanders, Western Pt., Victoria,<br>11th November ( <i>A. J. North</i> ). | Crowley Bequest. |
| 1. Dobroyd, N. S. Wales, October<br>( <i>E. P. Ramsay: Tristram Coll.</i> ). | Crowley Bequest. |
| 2. Tasmania.   | Crowley Bequest. |

Genus **ACANTHOGENYS**, *Gould.***Acanthogenys rufigularis**, *Gould.*Acanthogenys rufigularis, *Gould, Handb. Birds Austr.* i. p. 534 (1865); *North, Nests & Eggs Austr. Birds*, p. 213, pl. xii. fig. 10 (1889); *Campbell, Nests & Eggs Austr. Birds*, i. p. 427, pl. 15 (1901); *Sharpe, Hand-l.* v. p. 90 (1906).Acanthochæra rufigularis, *Gadow, Cat. Birds B. M.* ix. p. 265 (1884); *Nehrck. Kat. Eiersamml.* p. 83 (1899).

Two eggs of the Spiny-cheeked Honey-eater are of a rather long pointed oval shape and are very slightly glossed. The ground-colour is whitish-buff, most intense towards the larger end, and the markings, which are mostly confined to the larger end, consist of a limited number of spots and small blotches of dark brown and lilac-grey. They measure respectively 1·1 by ·67 and 1·05 by ·7.

2. Wimmera District, Victoria, 11th      Crowley Bequest.  
October (*A. J. North*).

Genus **ENTOMYZA**, *Swains*.

**Entomyza cyanotis** (*Lath.*).

*Entomyza cyanotis*, *Gould, Handb. Birds Austr.* i. p. 560 (1865); *Gadow, Cat. Birds B. M.* ix. p. 268 (1884); *North, Nests & Eggs Austr. Birds*, p. 223, pl. xii. fig. 1 (1889); *Nehr. Kat. Eiersamml.* p. 83 (1899); *Campbell, Nests & Eggs Austr. Birds*, i. p. 429, pl. 15 (1901); *Sharpe, Hand-l.* v. p. 92 (1906).

Eggs of the Blue-faced Honey-eater do not differ from those of *Acanthocera carunculata* and *A. inauris* except in size and shape, being of a rather longer and more pointed oval. They measure from 1·2 to 1·27 in length, and from ·77 to ·85 in breadth.

2. Dawson River, Queensland, 13th      Crowley Bequest.  
August (*North Coll.*).  
1. Dobroyd, New South Wales      Crowley Bequest.  
(*E. P. Ramsay; Tristram Coll.*).  
2. Nr. Tass River, N.S.W. (*E. P. R.*:      Crowley Bequest.  
*Tristram Coll.*).  
1. Murray River, Victoria, 13th      Crowley Bequest.  
October (*A. J. North*).

Genus **TROPIDORHYNCHUS**, *Vig. & Horsf.*

**Tropidorhynchus subtuberosus**, *S. Müll.*

(Plate III. figs. 10 & 11.)

*Philemon novæ guineæ subtuberosus*, *Hartert, Nov. Zool.* iii. p. 238 (1896).

*Tropidorhynchus subtuberosus*, *Sharpe, Hand-l.* v. p. 92 (1906).

Two eggs of the Fergusson-Island Wattled Honey-eater are of a rather broad and somewhat pointed oval form, and are almost devoid of gloss. One has the ground-colour pinkish-white finely speckled all over with purplish-red and lilac-grey, and with large blotches of the same colour distributed over the greater part of the shell, but most numerous towards the larger end. The second egg has the ground-colour pale brick-red, and is much more sparingly and less strongly marked with small spots and rather large blotches of light red and lavender-grey. The eggs measure respectively 1·3 by ·96 and 1·33 by ·91.

2. Fergusson Island, 5th December      Crowley Bequest.  
(*A. S. Meek*).

**Tropidorhynchus argenteiceps, Gould.**

(Plate III. fig. 15.)

*Tropidorhynchus argenteiceps*, *Gould, Handb. Birds Austr.* i. p. 548 (1865); *Sharpe, Hand-l.* v. p. 93 (1906).

*Philemon argenteiceps*, *Gadow, Cat. Birds B. M.* ix. p. 272 (1884); *Campbell, Nests & Eggs Austr. Birds*, i. p. 434, ii. App. p. 1080 (1901).

Two eggs of the Silvery-crowned Friar-bird are of a somewhat pointed oval form and very slightly glossy. The ground-colour is pale pinkish-white, rather sparingly marked all over with faint spots and small blotches of pale red and lilac-grey. In one example the markings are much stronger and form an indistinct zone round the larger end; in the other they are nearly obsolete. The two eggs measure respectively 1·17 by ·8 and 1·21 by ·83.

2. Queensland, 29th October.

T. Carter, Esq. [C.].

**Tropidorhynchus buceroides (Swains.).**

*Tropidorhynchus buceroides*, *Gould, Handb. Birds Austr.* i. p. 547 (1865); *Sharpe, Hand-l.* v. p. 93 (1906).

*Philemon buceroides*, *Gadow, Cat. Birds B. M.* ix. p. 272 (1884); *Nehrck, Kat. Eiersamml.* p. 83 (1899); *Campbell, Nests & Eggs Austr. Birds*, i. p. 434, pl. 15 (1901).

An egg believed to be that of the Helmeted Friar-bird is of a rather broad and somewhat pointed oval shape and distinctly glossy. The ground-colour is pale pinkish-brick-colour, spotted and blotched all over the shell with bright light-red and dull purplish-grey. It measures 1·3 by ·91.

This egg closely resembles the figure given by Campbell, *op. cit.*

1. N. Australia.

W. Radcliffe Saunders, Esq.  
[P.].

**Tropidorhynchus corniculatus (Lath.).**

*Meliphaga corniculata*, *Thien, Fortpflanz. ges. Vög.* tab. xvi. fig. 13 (1845-54).

*Tropidorhynchus corniculatus*, *Gould, Handb. Birds Austr.* i. p. 545 (1865); *North, Nests & Eggs Austr. Birds*, p. 217 (1889); *Sharpe, Hand-l.* v. p. 93 (1906).

*Philemon corniculatus*, *Gadow, Cat. Birds B. M.* ix. p. 271 (1884); *Nehrck, Kat. Eiersamml.* p. 83 (1899); *Campbell, Nests & Eggs Austr. Birds*, i. p. 432, pl. 15 (1901).

Some of the eggs of the Friar-bird resemble those of *Acanthochara carunculata* and are very distinctly marked. Others are spotted and mottled with very pale rufous and grey. They measure from 1·18 to 1·4 in length, and from ·87 to ·95 in breadth.

2. Queensland.

T. Carter, Esq. [C.].

3. Dawson River, Queensland,  
5th Nov. (*North Coll.*).

Crowley Bequest.

1. New South Wales (*Wilson*).

Gould Coll.

- |  |                  |
|--|------------------|
| 1. New South Wales ( <i>E. P. Ramsay</i> ).                      | Gould Coll.      |
| 2. New South Wales.  | Gould Coll.      |
| 1. Dobroyd, N.S.W., May<br>( <i>J. Ramsay: Tristram Coll.</i> ). | Crowley Bequest. |
| 2. Nr. Tass River, N.S.W. ( <i>J. R.:<br/>Tristram Coll.</i> ).  | Crowley Bequest. |
| 2. Broadwood, N.S.W., 16th Nov.<br>( <i>A. J. North</i> ).       | Crowley Bequest. |
| 3. South Australia.  | Gould Coll.      |

Genus **PHILEMON**, *Vieill.***Philemon citreogularis** (*Gould*).

*Tropidorhynchus citreogularis*, *Gould, Handb. Birds Austr.* i. p. 549 (1865).

*Philemon citreogularis*, *Gadow, Cat. Birds B. M.* ix. p. 277 (1884); *North, Nests & Eggs Austr. Birds*, p. 219 (1889); *Nehrk. Kat. Eiersamml.* p. 83 (1899); *Campbell, Nests & Eggs Austr. Birds*, i. p. 435, pl. 15 (1901); *Sharpe, Hand-l.* v. p. 94 (1906).

Eggs of the Yellow-throated Friar-bird vary from a pointed to a blunt oval shape and have some gloss. They are cream-colour: one type is very distinctly and finely spotted with reddish-brown or purplish-red and purplish-grey. The markings are everywhere dense, but more so at the broad end than elsewhere. The other type is very different, having the whole surface of the shell blotched, clouded, and longitudinally streaked with light red and purplish-grey, and are indistinguishable from certain blotched eggs of *Myzantha garrula*. They measure from .95 to 1.02 in length, and from .7 to .78 in breadth.

- |  |                  |
|--|------------------|
| 2. Queensland.   | Gould Coll.      |
| 3. Queensland.   | Gould Coll.      |
| 1. Victoria.   | Crowley Bequest. |
| 1. Lower Murray River, Victoria,<br>15th Sept. ( <i>A. J. North</i> ). | Crowley Bequest. |

**Philemon cockerelli**, *Scl.*

(Plate III. fig. 12.)

*Philemon cockerelli*, *Sclater, P. Z. S.* 1877, p. 104; *Gadow, Cat. Birds B. M.* ix. p. 278 (1884); *Nehrk. Kat. Eiersamml.* p. 83 (1899); *Sharpe, Hand-l.* v. p. 94 (1906).

Eggs of Cockerell's Friar-bird are of a long, somewhat pointed oval form, and slightly glossy. The ground-colour is pinkish-white or pale pinkish-brick-colour, finely spotted and blotched all over with light red and violet-grey. In one example the blotches form a heavy cap of purplish-red round the larger end. They much resemble eggs of *Tropidorhynchus subtuberosus*, but are longer in shape. They measure respectively 1.35 by .92, 1.4 by .9, 1.45 by .9, and 1.48 by .96.

- |                 |                  |
|-----------------|------------------|
| 2. New Britain. | Crowley Bequest. |
| 2. New Britain. | Crowley Bequest. |

## Family MNIOTILTIDÆ.

## Genus MNIOTILTA, Vieill.

*Mniotilta varia* (Linn.).

*Mniotilta varia*, Coues, *Birds N.-West*, p. 45 (1874); Baird, Brewer & Ridgw. *N. Amer. Birds*, i. p. 180 (1874); Salv. & Godm. *Biol. Centr.-Amer., Aves*, i. p. 110 (1880); Sharpe, *Cat. Birds B. M.* x. p. 251 (1885); Nehrck. *Kat. Eiersamml.* p. 88 (1899); Sharpe, *Hand-l.* v. p. 96 (1906).

The eggs of the Black-and-White Creeping Warbler are of a regular oval shape and almost devoid of gloss. They are white, delicately speckled with lilac-red and lavender. In the specimens in the Collection the markings are very profuse round the broad end, where they form a well-defined zone. They measure from .65 to .73 in length, and from .51 to .54 in breadth.

4. Concord, Massachusetts (*Henshaw Coll.*)      Salvin-Godman Coll.
2. Pennsylvania, 1st June.      W. Radcliffe Saunders, Esq.  
[P].

## Genus HELMINTHOTHERUS, Rafinesque.

*Helminthotherus vermivorus* (Gmel.).

(Plate III. fig. 1.)

*Helmitherus vermivorus*, Baird, Brewer & Ridgw. *N. Amer. Birds*, i. p. 187 (1874).

*Helminthotherus vermivorus*, Salvin & Godm. *Biol. Centr.-Amer., Aves*, i. p. 112 (1880); Sharpe, *Cat. Birds B. M.* x. p. 230 (1885); Nehrck. *Kat. Eiersamml.* p. 87 (1899); Sharpe, *Hand-l.* v. p. 97 (1906).

A single egg of the Worm-eating Warbler in the Collection is of a wide oval form, slightly pointed towards one end, and somewhat glossy. The ground-colour is white very finely dotted with reddish-brown and lilac, the markings being most numerous round the larger end, where they form an irregular zone. It measures .63 by .5.

1. Pennsylvania, May.      W. Radcliffe Saunders, Esq.  
[P].

Genus **PROTONOTARIA**, *Baird*.**Protonotaria citrea** (*Bodd.*).

(Plate III. fig. 3.)

*Protonotaria citrea*, *Coues, Birds N.-West*, p. 47 (1874); *Baird, Brewer & Ridgw. N. Amer. Birds*, i. p. 184 (1874); *Salv. & Godm. Biol. Centr.-Amer., Aves*, i. p. 111 (1880); *Sharpe, Cat. Birds B. M.* x. p. 249 (1885); *Nehrke. Kat. Eiersamml.* p. 88 (1899); *Sharpe, Hand-l.* v. p. 97 (1906).

The eggs of the Golden Swamp-Warbler are spheroidal in shape and moderately glossy. They are pinkish-white, more or less profusely mottled and blotched with reddish-brown, pale purple, and lilac. They measure from .63 to .7 in length, and from .52 to .56 in breadth.

- |   |                                     |
|---|-------------------------------------|
| 5. Mount Carmel, Illinois ( <i>R. Ridgway: Henshaw Coll.</i> ). | Salvin-Godman Coll.                 |
| 1. Mount Carmel ( <i>R. R.: Henshaw Coll.</i> ).                | Salvin-Godman Coll.                 |
| 1. Burlington, Iowa, 2nd June.                                  | W. Radcliffe Saunders, Esq.<br>[P.] |

Genus **VERMIVORA**, *Swains.***Vermivora pinus** (*Linn.*).

*Helminthophaga pinus*, *Baird, Brewer & Ridgw. N. Amer. Birds*, i. p. 195 (1874); *Salv. & Godm. Biol. Centr.-Amer., Aves*, i. p. 117 (1880).

*Helminthophila pinus*, *Sharpe, Cat. Birds B. M.* x. p. 237 (1885); *Nehrke. Kat. Eiersamml.* p. 88 (1899).

*Vermivora pinus*, *Sharpe, Hand-l.* v. p. 98 (1906).

Two eggs of the Blue-winged Warbler are of a more or less broad oval shape, slightly pointed at one end, and somewhat glossy. The ground-colour is white, and the purplish-red and lilac markings are mostly confined to the larger end, forming, in one example, an irregular cap. They measure respectively .58 by .49 and .62 by .46.

- |                      |                                     |
|----------------------|-------------------------------------|
| 2. Connecticut, May. | W. Radcliffe Saunders, Esq.<br>[P.] |
|----------------------|-------------------------------------|

**Vermivora celata** (*Say*).

(Plate III. fig. 2.)

*Helminthophaga celata*, var. *celata*, *Baird, Brewer & Ridgw. N. Amer. Birds*, i. p. 202 (1874).

*Helminthophaga celata*, *Coues, Birds Color. Valley*, p. 226 (1878); *Salv. & Godm. Biol. Centr.-Amer., Aves*, i. p. 116 (1880).



*Helminthophila celata*, *Sharpe, Cat. Birds B. M. x. p. 244 (1885);*  
*Nehr. Kat. Eiersamml. p. 88 (1899).*

*Vermivora celata*, *Sharpe, Hand-l. v. p. 98 (1906).*

The eggs of the Orange-crowned Warbler are of a broad oval shape and slightly glossy. They are white, somewhat densely speckled and spotted with reddish-brown, lilac, and lavender, especially at the broad end. Three specimens measure respectively: .63 by .51; .63 by .5; .66 by .51.

2. Oregon.

Crowley Bequest.

1. Vancouver Island.

Crowley Bequest.

### *Vermivora rubricapilla* (*Wils.*).

*Helminthophaga ruficapilla*, *Baird, Brewer & Ridgw. N. Amer. Birds, i.*  
*p. 196 (1874); Salv. & Godm. Biol. Centr.-Amer., Aves, i. p. 115*  
*(1880).*

*Helminthophila ruficapilla*, *Sharpe, Cat. Birds B. M. x. p. 242 (1885);*  
*Nehr. Kat. Eiersamml. p. 88 (1899).*

*Vermivora rubricapilla*, *Sharpe, Hand-l. v. p. 99 (1906).*

Two eggs of the Nashville Warbler are of a pointed oval form and but very slightly glossy. One specimen is white, profusely speckled, especially at the broad end, with reddish-brown and lilac. The other is also white, but is marked, almost entirely at the broad end, in the shape of a broad irregular wreath, with spots and small blotches of rich purplish-brown and lavender. They measure respectively: .62 by .47; .65 by .48.

2. Belmont, Massachusetts (*Henshaw*      *Salvin-Godman Coll.*  
*Coll.*).

### Genus PARULA, *Bonap.*

#### *Parula americana* (*Linn.*).

(Plate III. figs. 4 & 5.)

*Parula americana*, *Baird, Brewer & Ridgw. N. Amer. Birds, i. p. 208*  
*(1874); Coues, Birds N.-West, p. 47 (1874); Salv. & Godm. Biol.*  
*Centr.-Amer., Aves, i. p. 119 (1880); Sharpe, Cat. Birds B. M. x.*  
*p. 256 (1885); Nehr. Kat. Eiersamml. p. 88 (1899); Sharpe,*  
*Hand-l. v. p. 100 (1906).*

Eggs of the Parula Warbler are of a pointed oval shape, with little or no gloss. They are white, finely speckled and blotched, chiefly at the broad end, with pale red, lilac, and lavender; and there are also a few markings of deep reddish-brown scattered about the shell. They measure from .66 to .69 in length, and from .48 to .5 in breadth.

4. Buffalo, New York, 27th May.

W. Radcliffe Saunders, Esq.  
 [P.]

- |   |                                   |
|---|-----------------------------------|
| 1. Plymouth, Massachusetts, 30th May.               | W. Radcliffe Saunders, Esq. [P.]. |
| 3. Saybrook, Connecticut, 18th June (J. N. Clarke). | Crowley Bequest.                  |

Genus *DENDRÆCA*, Gray.*Dendræca æstiva* (Gmel.).

*Sylvia æstiva*, Thien. *Fortpflanz. ges. Vög.* tab. xx. figs. 12 A, 12 B (1845-54).

*Dendræca æstiva*, Ross, *Canad. Nat.* vii. p. 145 (1862); *id.*, *Nat. Hist. Review*, 1862, p. 280; *Salv. & Godm. Biol. Centr.-Amer.*, Aves, i. p. 124 (1880); *Sharpe, Cat. Birds B. M.* x. p. 273 (1885); *Nehrke. Kat. Eiersamml.* p. 88 (1899); *Sharpe, Hand-l.* v. p. 102 (1906).

*Dendræca æstiva*, Baird, *Brewer & Ridgw. N. Amer. Birds*, i. p. 222 (1874).

Eggs of the Yellow Warbler, or Summer Yellow-bird, are of a pointed oval shape and moderately glossy. They are greenish-white, spotted and blotched with two or more shades of brown and light purple or slaty-grey. The markings are sparse on the smaller half of the egg, but dense on the larger, where they often form a cap or a broad irregular zone. On two specimens in the Collection they are confined to a broad belt round the middle of the egg. Examples measure from .62 to .71 in length, and from .48 to .52 in breadth.

- |  |                                   |
|--|-----------------------------------|
| 2. North America ( <i>Smiths. Inst.</i> ).                               | Salvin-Godman Coll.               |
| 3. North America ( <i>Smiths. Inst.</i> ).                               | Salvin-Godman Coll.               |
| 2. North America.  | Gould Coll.                       |
| 4. North America ( <i>Audubon: Tristram Coll.</i> ).                     | Crowley Bequest.                  |
| 4. British Columbia ( <i>J. K. Lord</i> ).                               | Crowley Bequest.                  |
| 3. British Columbia.   | J. K. Lord, Esq. [P.].            |
| 2. Fort Simpson, Canada.   | B. R. Ross, Esq. [P.].            |
| 1. Fort Simpson.   | B. R. Ross, Esq. [P.].            |
| 4. Fort Simpson.   | B. R. Ross, Esq. [P.].            |
| 4. Fort Simpson.   | B. R. Ross, Esq. [P.].            |
| 3. Gt. Slave Lake ( <i>Smiths. Inst.</i> ).                              | Salvin-Godman Coll.               |
| 4. York Factory, Hudson's Bay.   | Admiral A. H. Maikham [P.].       |
| 5. Fort Dufferin, Manitoba ( <i>G. M. Dawson</i> ).                      | N. Amer. Bound. Comm.             |
| 2. Andover, Massachusetts ( <i>T. M. Brewer: Tristram Coll.</i> ).       | Crowley Bequest.                  |
| 5. Old Saybrook, Middlesex, Connecticut, 1st June ( <i>J. N. Mark</i> ). | W. Radcliffe Saunders, Esq. [P.]. |
| 4. New York ( <i>D. G. Elliot</i> ).                                     | Crowley Bequest.                  |
| 3. Ithaca, New York ( <i>C. J. Pennock</i> ).                            | Princeton University, N.J. [E.].  |
| 3. Chester Co., Pennsylvania ( <i>C. J. P.</i> ).                        | Princeton University, N.J. [E.].  |
| 5. Princeton, N.J., 27th May ( <i>W. E. D. Scott</i> ).                  | Princeton University, N.J. [E.].  |
| 4. Morago Valley, California, 19th May ( <i>T. Liliencrantz</i> ).       | W. Radcliffe Saunders, Esq. [P.]. |

*Dendræca bartholemica*, *Sundev.*

(Plate III. figs. 17 &amp; 18.)

- Dendræca æstiva*, *apud A. & E. Newton, Ibis*, 1859, p. 143, pl. xii. fig. 1.  
*Dendræca ruficapilla*, *Sharpe, Cat. Birds B. M. x. p. 275* (1885); *Nehr. Kat. Eiersamml.* p. 88 (1899).  
*Dendræca bartholemica*, *Sharpe, Hand-l. v. p. 103* (1906).

The eggs of the St. Croix Yellow Warbler are of the same general character as those of *D. æstiva*, but differ in the colour of the markings, which are either of a deep chocolate-brown and purplish-grey, or of a pale lilac-red and lavender. They measure from  $\cdot 7$  to  $\cdot 74$  in length, and from  $\cdot 53$  to  $\cdot 54$  in breadth.

3. St. Croix, West Indies (*A. & E. Newton*). Salvin-Godman Coll.  
 2. St. Croix (*A. & E. N.*). Crowley Bequest.

*Dendræca maculosa* (*Gmel.*).

(Plate III. fig. 20.)

- Dendræca maculosa*, *Baird, Brewer & Ridgw. N. Amer. Birds*, i. p. 232 (1874).  
*Dendræca maculosa*, *Salv. & Godm. Biol. Centr.-Amer., Aves*, i. p. 129 (1881); *Sharpe, Cat. Birds B. M. x. p. 309* (1885); *Nehr. Kat. Eiersamml.* p. 89 (1899); *Sharpe, Hand-l. v. p. 105* (1906).

Four eggs of the Magnolia Warbler are of a blunt oval form, slightly pointed towards one end and devoid of gloss. The ground-colour is white in all four specimens: in one the markings, which are almost entirely confined to the larger end, are much bolder and consist of blotches of rich chocolate-brown and lavender; in the other three the markings of light purplish-red and lavender are mostly much smaller, and, though most numerous round the larger end, are scattered over the whole shell. They measure from  $\cdot 59$  to  $\cdot 61$  in length, and from  $\cdot 47$  to  $\cdot 48$  in breadth.

1. North America (*Nehrkorn Coll.*). Crowley Bequest.  
 3. Michigan, 10th June. W. Radcliffe Saunders, Esq.  
 [P.]

*Dendræca cærulescens* (*Gmel.*).

- Dendræca cærulescens*, *Baird, Brewer & Ridgw. N. Amer. Birds*, i. p. 254 (1874).  
*Dendræca cærulescens*, *Salv. & Godm. Biol. Centr.-Amer., Aves*, i. p. 126 (1880); *Sharpe, Cat. Birds B. M. x. p. 329* (1885); *Nehr. Kat. Eiersamml.* p. 89 (1899); *Sharpe, Hand-l. v. p. 105* (1906).

The eggs of the Black-throated Blue Warbler are of an ordinary oval shape and almost devoid of gloss. They are cream-colour,

spotted and blotched, chiefly at the larger end, with rusty-brown and lavender. Three examples measure respectively:  $\cdot 7$  by  $\cdot 5$ ;  $\cdot 71$  by  $51$ ;  $\cdot 71$  by  $\cdot 5$ .

3. North America (*Tristram Coll.*). Crowley Bequest.

### *Dendrœca coronata* (Linn.).

- Sylvia coronata*, *Thien. Fortyflanz. ges. Vög.* tab. xxii. fig. 2 (1845-54).  
*Dendroica coronata*, *Ross, Canad. Nat.* vii. p. 145 (1862); *id.*, *Nat. Hist. Review*, 1862, p. 279; *Baird, Brewer & Ridgw. N. Amer. Birds*, i. p. 227 (1874).  
*Dendrœca coronata*, *Coues, Birds N.-West.* p. 57 (1874); *Salv. & Godm. Biol. Centr.-Amer., Aves*, i. p. 127 (1880); *Sharpe, Cat. Birds B. M.* x. p. 311 (1885); *Nehrk. Kat. Eiersamml.* p. 89 (1890); *Sharpe, Hand-l.* v. p. 106 (1906).

An egg of the Yellow-rump, or Myrtle Warbler in the Collection is in fragments, but appears to be white, speckled and spotted, chiefly at the broad end, with reddish-brown and lavender. According to Dr. Coues, the eggs of this species measure about  $\cdot 72$  by  $\cdot 54$ .

A specimen recently acquired with the Crowley Bequest measures  $\cdot 76$  by  $\cdot 57$ . It is dull white, spotted and blotched, chiefly in the form of a zone round the broad end, with pale chestnut and lavender.

1. Fort Simpson, Mackenzie River B. R. Ross, Esq. [P.]  
 District.  
 1. Nova Scotia, 2nd July (*T. M.* Crowley Bequest.  
*Brewer: Tristram Coll.*).

### *Dendrœca chrysoparia*, *Sci. & Salv.*

- Dendroica chrysoparia*, *Baird, Brewer & Ridgw. N. Amer. Birds*, i. p. 260 (1874).  
*Dendrœca chrysoparia*, *Brewster, Bull. Nutt. Orn. Club*, iv. p. 77 (1879); *Salv. & Godm. Biol. Centr.-Amer., Aves*, i. p. 139 (1881); *Sharpe, Cat. Birds B. M.* x. p. 295 (1885); *id. Hand-l.* v. p. 107 (1906).

Three eggs of the Golden-cheeked Warbler are of a somewhat pointed oval form and nearly devoid of gloss. They are white, profusely speckled and spotted, especially at the broad end, with lilac-red and lavender. They measure respectively:  $\cdot 7$  by  $\cdot 5$ ;  $\cdot 69$  by  $\cdot 51$ ;  $\cdot 68$  by  $\cdot 51$ .

3. 70 miles N.W. of San Antonio, Texas, Salvin-Godman Coll.  
 15th April (*H. P. Attwater*).

### *Dendrœca pennsylvanica* (Linn.).

(Plate III. fig. 21.)

- Dendroica pennsylvanica*, *Baird, Brewer & Ridgw. N. Amer. Birds*, i. p. 245 (1874).

*Dendroeca pennsylvanica*, *Coues, Birds N.-West*, p. 62 (1874); *Salv. & Godm. Biol. Centr.-Amer., Aves*, i. p. 131 (1881); *Sharpe, Cat. Birds B. M.* x. p. 285 (1885); *Nehrck. Kat. Eiersamml.* p. 88 (1899); *Sharpe, Hand-l.* v. p. 108 (1906).

Eggs of the Chestnut-sided Warbler are of a pointed oval shape and very slightly glossy. They are white, marked, almost entirely at the broad end, with spots and small blotches of light reddish and various shades of brown, mixed with lavender or purplish-grey. The markings generally form a wreath or zone round the broader end of the egg, and are frequently heavy and confluent. Examples measure from .6 to .7 in length, and from .48 to .52 in breadth.

- |     |  |                                   |
|-----|--|-----------------------------------|
| 28. | North America ( <i>Henshaw Coll.</i> ).                                | Salvin-Godman Coll.               |
| 2.  | North America ( <i>G. Welch : Smiths. Inst.</i> ).                     | Salvin-Godman Coll.               |
| 2.  | North America ( <i>Tristram Coll.</i> ).                               | Crowley Bequest.                  |
| 4.  | Old Saybrook, Middlesex, Connecticut, 31st May ( <i>J. N. Clark</i> ). | W. Radcliffe Saunders, Esq. [P.]. |
| 1.  | Nantucket Island, 28th May.  | W. Radcliffe Saunders, Esq. [P.]. |

### *Dendroeca striata* (*Forst.*).

(Plate III. fig. 19.)

*Dendroeca striata*, *Ross, Canad. Nat.* vii. p. 145 (1862); *id., Nat. Hist. Rev.* 1862, p. 279; *Baird, Brewer & Ridgw. N. Amer. Birds*, i. p. 248 (1874).

*Dendroeca striata*, *Coues, Birds N.-West*, p. 60 (1874); *Sharpe, Cat. Birds B. M.* x. p. 325 (1885); *Nehrck. Kat. Eiersamml.* p. 89 (1899); *Sharpe, Hand-l.* v. p. 109 (1906).

The eggs of the Black-poll Warbler are of a pointed oval shape and slightly glossy. They are white, speckled and blotched, chiefly in a zone or cap about the larger end of the egg, with reddish-brown, lilac-red and lavender, and occasionally marked here and there with a few deep brown specks and blotches. They measure from .7 to .8 in length, and from .52 to .55 in breadth.

- |    |   |                        |
|----|---|------------------------|
| 2. | Yukon, mouth of the Porenpine River, Alaska, 9th June ( <i>J. Lockhart : Smiths. Inst.</i> ). | Salvin-Godman Coll.    |
| 5. | Mackenzie River District.   | B. R. Ross, Esq. [P.]. |
| 2. | Fort Rae, Gt. Slave Lake, 3rd June ( <i>L. Clarke : Henshaw Coll.</i> ).                      | Salvin-Godman Coll.    |
| 2. | Rupert's Land, Hudson's Bay ( <i>Tristram Coll.</i> ).  | Crowley Bequest.       |

### *Dendroeca vigorsi* (*Audub.*).

*Dendroeca pinus*, *Baird, Brewer & Ridgw. N. Amer. Birds*, i. p. 268 (1874).

*Dendroeca pinus*, *Coues, Birds N.-West*, p. 69 (1874); *Sharpe, Cat. Birds B. M.* x. p. 323 (1885); *Nehrck. Kat. Eiersamml.* p. 89 (1899).

*Dendroeca vigorsi*, *Sharpe, Hand-l.* v. p. 109 (1906)

An egg of the Pine-Warbler resembles many of the eggs of *D. æstiva*. It measures .7 by .5.

1. North America (*Smiths. Inst.*). Crowley Bequest.

### *Dendroica discolor*, Vieill.

*Dendroica discolor*, Baird, Brewer & Ridgw. *N. Amer. Birds*, i. p. 276 (1874).

*Dendroica discolor*, Coues, *Birds N.-West*, p. 63 (1874); Salv. & Godm. *Biol. Centr.-Amer., Aves*, i. p. 142 (1881); Sharpe, *Cat. Birds B. M.* x. p. 307 (1885); Coues, *Auk*, 1888, p. 405; *Nehrck. Kat. Eiersamml.* p. 89 (1899); Sharpe, *Hand-l.* v. p. 110 (1906).

The eggs of the Prairie-Warbler vary from a narrow to a broad oval form and are slightly glossy. They are white, speckled, spotted and sometimes blotched, chiefly at the broad end, with reddish-brown, purplish-brown, and lavender or lilac. They measure from .62 to .67 in length, and from .46 to .51 in breadth.

1. North America (*Smiths. Inst.*). Salvin-Godman Coll.
4. North America (*Henshaw Coll.*). Salvin-Godman Coll.
3. Old Saybrook, Middlesex, Connecticut, 5th July (*J. N. Clark*). W. Radcliffe Saunders, Esq. [P.]

### Genus *OPORORNIS*, Baird.

#### *Oporornis formosa* (Wils.).

(Plate IV. fig. 1.)

*Oporornis formosus*, Coues, *Birds N.-West*, p. 73 (1874); Baird, Brewer & Ridgw. *N. Amer. Birds*, i. p. 293 (1874).

*Oporornis formosa*, Salv. & Godm. *Biol. Centr.-Amer., Aves*, i. p. 148 (1881); Sharpe, *Cat. Birds B. M.* x. p. 348 (1885); *Nehrck. Kat. Eiersamml.* p. 89 (1899); Sharpe, *Hand-l.* v. p. 111 (1906).

The eggs of the Kentucky Warbler are of a pointed, broad oval form and moderately glossy. They are white, speckled and spotted, rather densely at the broad end, with reddish-brown and lavender. A few larger markings, of the nature of blotches, are scattered over the shell, here and there. Specimens measure from .7 to .8 in length, and from .6 to .62 in breadth.

2. North America. Crowley Bequest.
1. North America (*Smiths. Inst.*). Salvin-Godman Coll.
4. Washington, D.C., 15th June (*Henshaw Coll.*). Salvin-Godman Coll.
1. Chester Co., Pennsylvania. Princeton University, N.J. [E.]
2. Green Co., Pennsylvania, 28th May (*J. W. Jacobs*). W. Radcliffe Saunders, Esq. [P.]

Genus **SIURUS**, *Swains.***Siurus auricapillus** (*Linn.*).

(Plate IV. fig. 2.)

*Siurus aurocapillus*, *Coues, Birds N.-West*, p. 70 (1874); *Baird, Brewer & Ridgw. N. Amer. Birds*, i. p. 280 (1874).

*Siurus auricapillus*, *Salv. & Godm. Biol. Centr.-Amer., Aves*, i. p. 144 (1881); *Sharpe, Cat. Birds B. M.* x. p. 339 (1885); *Nehr. Kat. Eiersamml.* p. 89 (1899); *Sharpe, Hand-l.* v. p. 112 (1906).

The eggs of the Golden-crowned Water-Thrush are of a very broad and blunt oval shape and but very slightly glossy. They are white, spotted and blotched, more densely at the broad end where the markings are more or less confluent and form a cap, with pale rufous, reddish-brown, lilac-red and purplish-grey, all these colours being usually combined on one egg. They measure from .78 to .85 in length, and from .6 to .65 in breadth.

- |   |                                   |
|---|-----------------------------------|
| 6. North America ( <i>Henshaw Coll.</i> ).                | Salvin-Godman Coll.               |
| 1. North America ( <i>Smiths. Inst.</i> ).                | Salvin-Godman Coll.               |
| 3. North America.   | Crowley Bequest.                  |
| 2. North America ( <i>T. M. Brewer: Tristram Coll.</i> ). | Crowley Bequest.                  |
| 1. Chester Co., Pennsylvania ( <i>C. J. Pennock</i> ).    | Princeton University, N.J. [E.].  |
| 3. Hyde Park, Massachusetts, 29th May.                    | W. Radcliffe Saunders, Esq. [P.]. |

**Siurus motacilla** (*Vieill.*).

*Siurus ludovicianus*, *Baird, Brewer & Ridgw. N. Amer. Birds*, i. p. 287 (1874); *Coues, Birds N.-West*, p. 72 (1874).

*Siurus motacilla*, *Coues, Birds Color. Valley*, p. 299 (1878); *Salv. & Godm. Biol. Centr.-Amer., Aves*, i. p. 147 (1881); *Sharpe, Cat. Birds B. M.* x. p. 342 (1885); *Nehr. Kat. Eiersamml.* p. 89 (1899); *Sharpe, Hand-l.* v. p. 112 (1906).

Two eggs of the Louisiana Water-Thrush are inseparable from many of the eggs of *S. auricapillus*. They measure .8 by .63.

- |   |                                   |
|---|-----------------------------------|
| 1. North America ( <i>Nehr. Korn Coll.</i> ). | Crowley Bequest.                  |
| 1. Raleigh, North Carolina, 14th May.         | W. Radcliffe Saunders, Esq. [P.]. |

**Siurus noveboracensis** (*Gmel.*).

*Siurus noveboracensis*, *Ross, Canad. Nat.* vii. p. 145 (1862); *id., Nat. Hist. Rev.* 1862, p. 279; *Coues, Birds N.-West*, p. 71 (1874); *Baird, Brewer & Ridgw. N. Amer. Birds*, i. p. 283 (1874).

*Siurus noveboracensis*, *Salv. & Godm. Biol. Centr.-Amer., Aves*, i. p. 145 (1881); *Sharpe, Hand-l.* v. p. 112 (1906).

*Sturnus nævius*, *Sharpe, Cat. Birds B. M.* x. p. 343 (1885); *Nehrke, Kat. Eiersamml.* p. 89 (1899).

The eggs of the Water-Thrush do not appear to be separable from those of *S. auricapillus*, except by their rather smaller size. They measure from .75 to .8 in length, and from .59 to .61 in breadth.

- |   |                             |
|---|-----------------------------|
| 2. Fort Peel's River, Arctic America<br>( <i>C. P. Gaudet: Smiths. Inst.</i> ). | Salvin-Godman Coll.         |
| 6. Mackenzie River District.  | B. R. Ross, Esq. [P.].      |
| 3. York Factory, Hudson's Bay.  | Admiral A. H. Markham [P.]. |

### Genus *GEOTHYLPIS*, *Cab.*

#### *Geothlypis trichas* (*Linn.*).

*Geothlypis trichas*, *Lord, Proc. R.A. Inst., Woolwich*, iv. p. 338 (1865); *Baird, Brewer & Ridgw. N. Amer. Birds*, i. p. 297 (1874); *Salv. & Godm. Biol. Centr.-Amer., Aves*, i. p. 150 (1881); *Sharpe, Cat. Birds B. M.* x. p. 351 (1885); *Nehrke, Kat. Eiersamml.* p. 89 (1899); *Sharpe, Hand-l.* v. p. 113 (1906).

The eggs of the Maryland Yellow-throat, or Black-masked Ground-Warbler, are of a broad oval form and moderately glossy. They are white, speckled, spotted, blotched, and sometimes marbled, chiefly at the broad end, with reddish-brown, chestnut, purplish-brown, and lavender or lilac. They measure from .66 to .75 in length, and from .52 to .58 in breadth.

- |  |                                      |
|--|--------------------------------------|
| 10. North America ( <i>Henshaw Coll.</i> ).                                | Salvin-Godman Coll.                  |
| 1. North America.  | Old Collection.                      |
| 1. North America ( <i>Smiths. Inst.</i> ).                                 | Salvin-Godman Coll.                  |
| 4. British Columbia.   | Dr. Lyall [P.].                      |
| 4. British Columbia.   | J. K. Lord, Esq. [P.].               |
| 5. Chester Co., Pennsylvania, 3rd<br>June ( <i>T. H. Jackson</i> ).        | Crowley Bequest.                     |
| 1. Virginia ( <i>Dr. Koldock: Tristram<br/>Coll.</i> ).                    | Crowley Bequest.                     |
| 3. Princeton, N.J., 26th May (with<br>1 egg of <i>Molothrus pecoris</i> ). | Princeton University, N.J.<br>[E.].  |
| 3. Hyde Park, Massachusetts, 20th<br>May.                                  | W. Radcliffe Saunders, Esq.<br>[P.]. |

#### *Geothlypis occidentalis*, *Brewst.*

*Geothlypis occidentalis*, *Sharpe, Cat. Birds B. M.* x. p. 351 (1885); *Ridgw. Birds of North & Middle Amer.* ii. p. 668 (1902); *Sharpe, Hand-l.* v. p. 114 (1906).

An egg of the Western Yellow-throat closely resembles eggs of *G. trichas*, but is rather smaller. It measures .65 by .5.

- |                                    |                                      |
|------------------------------------|--------------------------------------|
| 1. Corpus Christi, Texas, 2nd May. | W. Radcliffe Saunders, Esq.<br>[P.]. |
|------------------------------------|--------------------------------------|



**Geothlypis cucullata** (*Lath.*).

*Geothlypis velata*, *Sharpe, Cat. Birds B. M.* x. p. 363 (1885); *Scl. & Hudson, Argent. Orn.* i. p. 20 (1888); *Nehr. Kat. Eiersamml.* p. 90 (1899); *von Ihering, Rev. Mus. Paulista*, iv. p. 203 (1900).  
*Geothlypis cucullata*, *Sharpe, Hand-l.* v. p. 116 (1906).

Two eggs of the Veiled Wood-singer are of an ordinary oval shape and exhibit a small amount of gloss. They are white, spotted and blotched, almost entirely at the broad end where the markings form a confluent cap, with brownish-pink, deep purplish-red, and lilac. They measure respectively: .72 by .51; .7 by .52.

2. Argentine Republic.

Crowley Bequest.

Genus **ICTERIA**, *Vieill.*

**Icteria viridis** (*Gmel.*).

(Plate IV. fig. 7.)

*Icteria virens*, *Baird, Brewer & Ridgw. N. Amer. Birds*, i. p. 307 (1874).  
*Icteria viridis*, *Salv. & Godm. Biol. Centr.-Amer., Aves*, i. p. 157 (1881);  
*Sharpe, Cat. Birds B. M.* x. p. 373 (1885); *Nehr. Kat. Eiersamml.*  
 p. 90 (1899); *Sharpe, Hand-l.* v. p. 117 (1906).

The eggs of the Yellow-breasted Warbler are of a blunt oval form and exhibit a small amount of gloss. They are white, spotted and blotched with reddish-brown and lavender, the markings being larger and often confluent at the broad end, where they form an irregular zone or thin cap. Specimens measure from .81 to .91 in length, and from .6 to .7 in breadth.

- |     |   |                                     |
|-----|---|-------------------------------------|
| 1.  | North America ( <i>Smiths. Inst.</i> ).                             | Salvin-Godman Coll.                 |
| 10. | North America ( <i>Henshaw Coll.</i> ).                             | Salvin-Godman Coll.                 |
| 3.  | Neosho Falls, Kansas ( <i>B. F. Goss: Smiths. Inst.</i> ).          | Crowley Bequest.                    |
| 3.  | Washington, 15th June ( <i>Henshaw Coll.</i> ).                     | Salvin-Godman Coll.                 |
| 4.  | New Jersey ( <i>D. G. Elliot</i> ).                                 | Crowley Bequest.                    |
| 2.  | New Jersey, 14th June (with two eggs of <i>Molothrus pecoris</i> ). | Princeton University, N.J.<br>[E.]  |
| 6.  | New Haven, Connecticut, 10th July.                                  | W. Hadeliffe Saunders, Esq.<br>[P.] |
| 1.  | Virginia ( <i>Tristram Coll.</i> ).                                 | Crowley Bequest.                    |

**Icteria longicauda**, *Laur.*

*Icteria virens*, var. *longicauda*, *Baird, Brewer & Ridgw. N. Amer. Birds*, i. p. 309 (1874).  
*Icteria longicauda*, *Sharpe, Cat. Birds B. M.* x. p. 375 (1885); *Nehr. Kat. Eiersamml.* p. 90 (1899); *Sharpe, Hand-l.* v. p. 118 (1906).

Eggs of the Long-tailed Yellow-breasted Warbler do not appear

to differ from those of *I. viridis*. Four examples measure respectively: ·8 by ·65; ·82 by ·65; ·83 by ·68; ·89 by ·7.

- |                      |                                     |
|----------------------|-------------------------------------|
| 1. North America.    | W. Radcliffe Saunders, Esq.<br>[P.] |
| 1. Oregon.           | Crowley Bequest.                    |
| 2. Mazatlan, Mexico. | Crowley Bequest.                    |

### Genus **GRANATELLUS**, Bonap.

#### **Granatellus sallæi**, Bonap.

*Granatellus sallæi*, *Salv. & Godm. Biol. Centr.-Amer., Aves*, i. p. 161 (1881); *Sharpe, Cat. Birds B. M.* x. p. 371 (1885); *Nehrck. Kat. Eiersamml.* p. 90 (1899); *Sharpe, Hand-l.* v. p. 118 (1906).

The eggs of Sallé's Warbler are of a regular oval form and devoid of gloss. They are white, very delicately speckled with blackish-brown, chiefly at the broad end, and in general appearance closely resemble certain species of *Vireo*. They measure ·8 by ·6.

- |   |                     |
|---|---------------------|
| 1. Valladolid, Yucatan ( <i>G. F. Gaumer</i> ). | Salvin-Godman Coll. |
| 2. Yucatan.                                     | Crowley Bequest.    |

### Genus **WILSONIA**, Bonap.

#### **Wilsonia mitrata** (*Gmel.*).

*Sylvia mitrata*, *Thien. Fortpflanz. ges. Vög.* tab. xxii. fig. 4 (1845-54).  
*Myiodioctes mitratus*, *Baird, Brewer & Ridgw. N. Amer. Birds*, i. p. 314 (1874); *Salv. & Godm. Biol. Centr.-Amer., Aves*, i. p. 167 (1881);  
*Sharpe, Cat. Birds B. M.* x. p. 437 (1885); *Nehrck. Kat. Eiersamml.* p. 91 (1899).  
*Wilsonia mitrata*, *Sharpe, Hand-l.* v. p. 118 (1906).

The eggs of the Hooded Warbler are of a pointed oval shape and slightly glossy. Four are white, sparingly speckled and spotted with rich purplish-red and lilac; in the fifth, which is a broader and shorter egg of rather a different type, the markings round the larger end are bolder and more confluent, taking the form of blotches. They measure respectively: ·77 by ·55; ·73 by ·53; ·77 by ·53; ·71 by ·57.

- |   |                                     |
|---|-------------------------------------|
| 1. North America.   | W. Radcliffe Saunders, Esq.<br>[P.] |
| 1. Old Saybrook, Middlesex, Connecticut, 30th May ( <i>J. N. Clark</i> ). | W. Radcliffe Saunders, Esq.<br>[P.] |
| 3. Mount Carmel, Illinois ( <i>R. Ridgway: Henshaw Coll.</i> ).           | Salvin-Godman Coll.                 |

**Wilsonia chryseola**, *Ridgw.*

*Wilsonia chryseola*, *Ridgw. Birds of North & Middle Amer.* ii. p. 714 (1902); *Sharpe, Hand-l.* v. p. 119 (1906).

An egg of Ridgway's Warbler is of a rather wide, pointed oval shape and slightly glossy; it is pure white, finely spotted all over the shell with light red and lilac, the markings being most numerous towards the larger end. It measures .6 by .48.

1. California (*R. Ridgway: Tristram* Crowley Bequest. *Coll.*).

**Wilsonia canadensis** (*Linn.*).

*Sylvia canadensis*, *Thien. Fortpflanz. ges. Vög.* tab. xxii. fig. v (1845-54).

*Myiodioides canadensis*, *Baird, Brewer & Ridgw. N. Amer. Birds*, i. p. 320 (1874); *Coues, Birds N.-West*, p. 80 (1874); *Salv. & Godm. Biol. Centr.-Amer., Aves*, i. p. 166 (1881); *Sharpe, Cat. Birds B. M.* x. p. 432 (1885); *Nehrck. Kat. Eiersamml.* p. 91 (1899).

*Wilsonia canadensis*, *Sharpe, Hand-l.* v. p. 119 (1906).

Four eggs of the Canadian Warbler are of a pointed oval shape and exhibit little or no gloss. They are of a yellowish-white, spotted and blotched with brownish-pink, reddish-brown, and lavender, the markings being confluent at the larger end and forming a dense cap or zone. They measure respectively: .76 by .56; .7 by .5; .7 by .48.

1. North America (*Nehrkorn Coll.*). Crowley Bequest.
3. North America (*Anderson: Tristram Coll.*). Crowley Bequest.

Genus **SETOPHAGA**, *Swains.***Setophaga ruticilla** (*Linn.*).

*Setophaga mitrata*, *Thien. Fortpflanz. ges. Vög.* tab. xxix. fig. 11 (1845-54).

*Setophaga ruticilla*, *Ross, Canad. Nat.* vii. p. 145 (1862); *id., Nat. Hist. Rev.* 1862, p. 280; *Baird, Brewer & Ridgw. N. Amer. Birds*, i. p. 323 (1874); *Coues, Birds Colorado Valley*, p. 337 (1878); *Salv. & Godm. Biol. Centr.-Amer., Aves*, i. p. 178 (1881); *Sharpe, Cat. Birds B. M.* x. p. 411 (1885); *Nehrck. Kat. Eiersamml.* p. 90 (1899); *Sharpe, Hand-l.* v. p. 120 (1906).

The eggs of the American Redstart are mostly of a pointed oval form and exhibit a small amount of gloss. They are somewhat similar to the eggs of *Dendroica aestiva*, but the ground-colour is generally white, instead of greenish-white, and the brown markings have usually a decided rufous tinge. Specimens measure from .6 to .7 in length, and from .48 to .52 in breadth.

- |   |                                      |
|---|--------------------------------------|
| 3. North America ( <i>Henshaw Coll.</i> ).                | Salvin-Godman Coll.                  |
| 3. North America ( <i>Audubon :<br/>Tristram Coll.</i> ). | Crowley Bequest.                     |
| 2. Fort Simpson.  | B. R. Ross, Esq. [P.].               |
| 2. Fort Simpson.  | B. R. Ross, Esq. [P.].               |
| 4. Fort Simpson.  | B. R. Ross, Esq. [P.].               |
| 1. Grand Menan Islands.                                   | Crowley Bequest.                     |
| 4. Bangor, Maine, 15th June<br>( <i>Carl Braun</i> ).     | W. Radcliffe Saunders, Esq.<br>[P.]. |
| 2. Hyde Park, Massachusetts,<br>2nd June.                 | W. Radcliffe Saunders, Esq.<br>[P.]. |

Genus **MYIOBORUS**, *Baird*.

**Myioborus verticalis** (*Lafresn. & d'Orb.*).

*Setophaga verticalis*, *Sci. & Salv. P. Z. S.* 1879, p. 495; *Sharpe, Cat. Birds B. M. x.* p. 420 (1885).

*Myioborus verticalis*, *Sharpe, Hand-l. v.* p. 120 (1906).

The eggs of the Chestnut-capped Wood-singer are of a narrow oval shape and almost devoid of gloss. They are white, speckled and spotted with reddish-brown and lavender or lilac, the markings being dense at the broad end, where they assume the form of a broad zone. Six examples measure respectively: .67 by .51; .7 by .5; .75 by .5; .73 by .51; .71 by .5; .68 by .5.

- |   |                     |
|---|---------------------|
| 2. Sta. Elena, Antioquia, U.S.<br>Colombia ( <i>T. K. Salmon</i> ). | Salvin-Godman Coll. |
| 2. Sta. Elena ( <i>T. K. S.</i> ).                                  | Salvin-Godman Coll. |
| 2. U.S. Colombia.   | Crowley Bequest.    |

**Myioborus aurantiacus** (*Baird*).

*Setophaga aurantiaca*, *Salv. & Godm. Biol. Centr.-Amer., Aves*, i. p. 182 (1881); *Sharpe, Cat. Birds B. M. x.* p. 421 (1885).

*Myioborus aurantiacus*, *Sharpe, Hand-l. v.* p. 121 (1906).

Three eggs of the Orange-bellied Wood-singer are of a regular oval form, slightly pointed towards one end, and exhibit very little gloss. They are white, with numerous small spots and blotches of light red, brownish-red, and lilac, mostly concentrated and more or less confluent round the large end, forming an irregular cap or zone. They measure respectively: .7 by .52; .68 by .5; .69 by .49.

- |                                  |                           |
|----------------------------------|---------------------------|
| 1. Cerchi, Costa Rica, 25th May. | Mr. C. F. Underwood [C.]. |
| 2. Cerchi, 3rd May.              | Mr. C. F. Underwood [C.]. |

**Myioborus torquatus** (*Baird*).

*Setophaga torquata*, *Salv. & Godm. Biol. Centr.-Amer., Aves*, i. p. 183 (1881); *Sharpe, Cat. Birds B. M. x.* p. 424 (1885).

*Myioborus torquatus*, *Sharpe, Hand-l. v.* p. 121 (1906).

An egg of the Banded Wood-singer is of a regular oval shape, slightly pointed towards one end and almost devoid of gloss. It is white, blotched at the larger end with yellowish-brown and with reddish-brown and lilac spots, forming together a distinct though rather irregular cap; there are also a few small reddish-brown spots scattered over the rest of the shell. It measures  $\cdot 75$  by  $\cdot 55$ .

1. Rancho Redondo, Costa Rica, Mr. C. F. Underwood [C.],  
25th May.

### **Myioborus chrysops** (*Salv.*).

*Setophaga chrysops*, *Scl. & Salv. P. Z. S.* 1879, p. 495; *Sharpe, Cat. Birds B. M.* x. p. 427 (1885); *Nehr. Kat. Eiersamml.* p. 91 (1899).

*Myioborus chrysops*, *Sharpe, Hand-l.* v. p. 121 (1906).

Eggs of the Golden-faced Wood-singer appear to resemble the eggs of *M. verticalis* very closely. Four examples measure respectively:  $\cdot 78$  by  $\cdot 55$ ;  $\cdot 75$  by  $\cdot 52$ ;  $\cdot 79$  by  $\cdot 52$ ;  $\cdot 8$  by  $\cdot 52$ .

2. Frontino, Antioquia, U.S. Salvin-Godman Coll.  
Colombia (*T. K. Salmon*).
2. Frontino (*T. K. S.*) Salvin-Godman Coll.

### Genus **MYIOTHLYPIS**, *Cab.*

#### **Myiothlypis nigricristatus** (*Lafresn.*).

(Plate IV. figs. 3 & 4.)

*Basileuterus nigricristatus*, *Scl. & Salv. P. Z. S.* 1879, p. 494; *Sharpe, Cat. Birds B. M.* x. p. 380 (1885); *Nehr. Kat. Eiersamml.* p. 90 (1899).

*Myiothlypis nigricristatus*, *Sharpe, Hand-l.* v. p. 122 (1906).

Two eggs of the Black-capped Wood-singer are of a pointed oval form and devoid of gloss. They are white, speckled and spotted all over with reddish-brown and lilac, and one specimen is marked, in addition, with a large pale rufous blotch about the larger end. They measure respectively:  $\cdot 87$  by  $\cdot 6$ ;  $\cdot 79$  by  $\cdot 6$ .

2. Sta. Elena, Antioquia, U.S. Salvin-Godman Coll.  
Colombia (*T. K. Salmon*).

### Genus **BASILEUTERUS**, *Cab.*

#### **Basileuterus coronatus** (*Tschudi*).

*Basileuterus coronatus*, *Scl. & Salv. P. Z. S.* 1879, p. 494; *Sharpe, Cat. Birds B. M.* x. p. 390 (1885); *id.*, *Hand-l.* v. p. 124 (1906).

Two eggs of the Crowned Wood-singer are very similar to those of *B. nigricristatus*, but the markings are coarser and more dense,

and neither of them exhibits any large blotch. They measure respectively:  $\cdot 78$  by  $\cdot 6$ ;  $\cdot 85$  by  $\cdot 58$ .

2. Sta. Elena, Antioquia, U.S.                      Salvin-Godman Coll.  
Colombia (*T. K. Salmon*).

### *Basileuterus leucopygius*, *Scl. & Salv.*

*Basileuterus leucopygius*, *Salv. & Godm. Biol. Centr.-Amer., Aves*, i. p. 172 (1881); *Sharpe, Cat. Birds B. M.* x. p. 402 (1885); *id., Hand-l.* v. p. 127 (1906).

Two eggs of the White-rumped Wood-singer are of a regular oval form and slightly glossy. They are white, speckled and spotted, chiefly round the larger end, with reddish-brown and violet-grey. They measure respectively  $\cdot 8$  by  $\cdot 56$  and  $\cdot 83$  by  $\cdot 58$ .

2. Carrillo, Costa Rica, 7th May.                      Mr. C. F. Underwood [C.].

## Family MOTACILLIDÆ.

### Genus MOTACILLA, *Linn.*

#### *Motacilla lugubris*, *Temm.*

*Motacilla yarrellii*, *Thien. Fortypflanz. ges. Vög.* tab. xxv. fig. 2, *a-c* (1845-54); *Hewitson, Eggs of Brit. Birds*, i. p. 163, pl. xli. figs. i & ii (1856); *Seebohm, Brit. Birds*, ii. p. 194, pl. 14 (1884); *id., Eggs of Brit. Birds*, p. 259, pl. 58. figs. 17 & 18 (1896).

*Motacilla lugubris*, *Dresser, Birds Eur.* iii. p. 239 (1875); *Sharpe, Cat. Birds B. M.* x. p. 460 (1885); *Dresser, Man. Pal. Birds*, pt. i. p. 197 (1902); *Sharpe, Hand-l.* v. p. 137 (1906).

*Motacilla alba lugubris*, *Hartert, Vög. Pal. Faun.* pt. iii. p. 301 (1905).

The eggs of the Pied Wagtail are mostly of a broad oval form, and they are moderately glossy. They are white, greyish-white, or very pale bluish-white, densely speckled or mottled with greyish-brown and underlying lavender-grey. Some specimens are somewhat darker than others, but, as a rule, the eggs of this Wagtail are very uniform. A few examples exhibit one or two short black hair-lines at the broad end. The eggs measure from  $\cdot 73$  to  $\cdot 87$  in length, and from  $\cdot 57$  to  $\cdot 63$  in breadth.

5. Lochend, Inverness, May (*Hargitt Coll.*)                      Seebohm Coll.  
5. England.                      Old Coll.  
5. Stanwix, Carlisle, Cumberland, June.                      W. Radcliffe Saunders, Esq. [P.].  
6. Stanwix, Carlisle, 6th June.                      W. Radcliffe Saunders, Esq. [P.].  
4. Stanwix, Carlisle, 26th June.                      W. Radcliffe Saunders, Esq. [P.].

- |   |                                      |
|---|--------------------------------------|
| 4. Dalston, Cumberland, 27th May<br>( <i>Heysham: Tristram Coll.</i> ). | Crowley Bequest.                     |
| 3. Hen Moss, Cumberland ( <i>Heysham: Tristram Coll.</i> ).             | Crowley Bequest.                     |
| 6. Near Scarborough, May.   | W. Radcliffe Saunders, Esq.<br>[P.]. |
| 5. Cambridgeshire.  | F. Bond, Esq. [P.].                  |
| 5. Cambridgeshire.  | F. Bond, Esq. [P.].                  |
| 4. Waterbeach, Cambridgeshire, 14th<br>May.                             | Salvin-Godman Coll.                  |
| 2. Sparham, Norfolk, 4th June ( <i>F. Norgate</i> ).                    | Seebohm Coll.                        |
| 6. Wortham Common, Suffolk, 22nd<br>May ( <i>J. G. Tuck</i> ).          | W. Radcliffe Saunders, Esq.<br>[P.]. |
| 5. Chesterton, Oxfordshire, 16th<br>May.                                | Salvin-Godman Coll.                  |
| 5. Finchley, Middlesex.   | Salvin-Godman Coll.                  |
| 1. Churt, Surrey.   | Crowley Bequest.                     |
| 5. Alton, Hants.  | Crowley Bequest.                     |
| 2. Avington, Hants.   | Dr. R. Bowdler Sharpe [P.].          |
| 6. East Fleet, Weymouth, Dorset,<br>5th June.                           | W. Radcliffe Saunders, Esq.<br>[P.]. |

Clutches containing an egg of the Cuckoo (*Cuculus canorus*).

- |   |                                      |
|---|--------------------------------------|
| 2. Aldbury, Tring, Herts, 15th May<br>( <i>W. R. S.</i> ).      | W. Radcliffe Saunders, Esq.<br>[P.]. |
| 5. Reigate, Surrey, 11th June.                                  | W. Radcliffe Saunders, Esq.<br>[P.]. |
| 4. Shipton, Oxfordshire, 4th June<br>( <i>R. W. Calvertt</i> ). | W. Radcliffe Saunders, Esq.<br>[P.]. |
| 2. Nr. Monmouth, 13th May ( <i>W. R. S.</i> ).                  | W. Radcliffe Saunders, Esq.<br>[P.]. |
| 3. Nr. Monmouth, 20th May ( <i>W. R. S.</i> ).                  | W. Radcliffe Saunders, Esq.<br>[P.]. |

### Motacilla alba, Linn.

(Plate IV. fig. 16.)

*Motacilla alba*, *Thien. Fortpflanz. ges. Vög.* tab. xxv. fig. 1, a-c (1845-54); *Baedeker, Eier Eur. Vög.* tab. 35. fig. 12 (1855-63); *Hewitson, Eggs of Brit. Birds*, i. p. 165, pl. xli. figs. iii & iv (1856); *Dresser, Birds Eur.* iii. p. 233 (1875); *Seebohm & Harvie-Brown, Ibis*, 1876, p. 125; *Seebohm, Ibis*, 1878, p. 343; *id.*, *Brit. Birds*, ii. p. 199, pl. 14 (1884); *Sharpe, Cat. Birds B. M.* x. p. 464 (1885); *Seebohm, Eggs of Brit. Birds*, p. 260, pl. 58. figs. 19 & 20 (1896); *Dresser, Man. Pal. Birds*, pt. i. p. 200 (1902); *Sharpe, Hand-l.* v. p. 137 (1906).  
*Motacilla alba alba*, *Hartert, Vög. Pal. Faun.* pt. iii. p. 302 (1905).

The majority of the eggs of the White Wagtail very closely resemble those of the Pied Wagtail, but the ground-colour is more generally of a decided bluish tinge. Some specimens, however, differ in having the markings coarser and of an olive-brown colour. A single specimen in the Collection (fig. 16) is almost unmarked except at the broad end, where there is a dense sooty-black cap,

shading off into dark smoky brown. Examples measure from .71 to .85 in length, and from .57 to .64 in breadth.

- |  |                                     |
|--|-------------------------------------|
| 5. Iceland ( <i>Proctor: Tristram Coll.</i> ).   | Crowley Bequest.                    |
| 5. North Iceland, 28th May.  | W. Radcliffe Saunders, Esq.<br>[P.] |
| 6. Grange-over-Sands, Lancashire,<br>20th May.   | W. Radcliffe Saunders, Esq.<br>[P.] |
| 3. Holland.  | Salvin-Godman Coll.                 |
| 1. Holland.  | Salvin-Godman Coll.                 |
| 4. Holland.  | Salvin-Godman Coll.                 |
| 5. Holland, 26th May.  | Salvin-Godman Coll.                 |
| 2. Valkenswaard, Holland, June.  | Crowley Bequest.                    |
| 6. Valkenswaard, 21st May.   | Seebohm Coll.                       |
| 6. Valkenswaard, 21st May.   | Seebohm Coll.                       |
| 4. Valkenswaard, 28th May.   | Seebohm Coll.                       |
| 4. Valkenswaard, 28th May.   | Seebohm Coll.                       |
| 6. Valkenswaard, 29th May.   | Seebohm Coll.                       |
| 4. Christiansund, Norway, May.   | Mr. B. Hanson [P.]                  |
| 6. Copenhagen, 1st July ( <i>Ferslev</i> ).  | Seebohm Coll.                       |
| 4. Pomerania, 9th June ( <i>T. Holland</i> ).  | Seebohm Coll.                       |
| 3. Pomerania, 25th June ( <i>T. H.</i> ).  | Seebohm Coll.                       |
| 5. Spandau, Brandenburg, 11th May.   | W. Radcliffe Saunders, Esq.<br>[P.] |
| 5. Spandau, 20th May.  | W. Radcliffe Saunders, Esq.<br>[P.] |
| 5. Saxony.   | Crowley Bequest.                    |
| 4. Jura Alps, 24th May ( <i>T. H.</i> ).   | Seebohm Coll.                       |
| 4. Szigetsép, Hungary, 11th June.  | W. Radcliffe Saunders, Esq.<br>[P.] |
| 6. Szigetsép, Hungary, 24th May.   | W. Radcliffe Saunders, Esq.<br>[P.] |
| 5. Dicsőszentmárton, Transylvania,<br>6th May.   | W. Radcliffe Saunders, Esq.<br>[P.] |
| 5. Parnassus, Greece, 24th May ( <i>T. Krüper</i> ).   | Seebohm Coll.                       |
| 3. Petchora River, Lat. 68° N., 19th<br>June ( <i>H. Seebohm &amp; J. H. Harvie-Brown</i> ). | Seebohm Coll.                       |
| 4. Yenesi River, Lat. 70½° N., 3rd<br>July ( <i>H. Seebohm</i> ).                            | Seebohm Coll.                       |

Clutches containing an egg of the Cuckoo (*Cuculus canorus*).

- |                                 |                                     |
|---------------------------------|-------------------------------------|
| 2. Brandenburg, 27th May.       | W. Radcliffe Saunders, Esq.<br>[P.] |
| 2. Moravia, 28th May.           | W. Radcliffe Saunders, Esq.<br>[P.] |
| 3. Moravia, 30th May.           | W. Radcliffe Saunders, Esq.<br>[P.] |
| 4. Neudorf, Moravia, 4th May.   | W. Radcliffe Saunders, Esq.<br>[P.] |
| 4. Neudorf, 16th June.          | W. Radcliffe Saunders, Esq.<br>[P.] |
| 4. Oslawan, Moravia, 20th June. | W. Radcliffe Saunders, Esq.<br>[P.] |
| 3. Oslawan, 20th June.          | W. Radcliffe Saunders, Esq.<br>[P.] |



4. Padochau, Moravia, 27th May. W. Radcliffe Saunders, Esq.  
[P.]
3. Padochan, 3rd June. W. Radcliffe Saunders, Esq.  
[P.]

**Motacilla ocularis, Swinh.**

(Plate IV. figs. 5 &amp; 6.)

Motacilla ocularis, *Sharpe, Cat. Birds B. M.* x. p. 471 (1885); *Nehrck. Kat. Eiersamml.* p. 91 (1899); *Oates, Fauna Brit. Ind., Birds*, ii. p. 289 (1890); *Sharpe, Hand-l. v.* p. 138 (1906).

Motacilla alba ocularis, *Hartert, Vög. Pal. Faun.* pt. iii. p. 307 (1905).

Four eggs of the Streak-eyed Wagtail are similar to those of *M. alba*. They measure from .8 to .81 in length, and from .6 to .62 in breadth.

4. Lake Baikal (*Nehrckorn Coll.*). Crowley Bequest.

**Motacilla lugens, Kittl.**

Motacilla lugens, *Sharpe, Cat. Birds B. M.* x. p. 474 (1885); *Nehrck. Kat. Eiersamml.* p. 91 (1899); *Dresser, Man. Pal. Birds*, pt. i. p. 198 (1902); *Sharpe, Hand-l. v.* p. 138 (1906).

Motacilla alba lugens, *Hartert, Vög. Pal. Faun.* pt. iii. p. 308 (1905).

Five eggs of the Japanese Pied Wagtail resemble those of *M. alba*. They measure respectively: .81 by .61; .8 by .62; .8 by .6; .76 by .6; .75 by .58.

2. Amur River (*Nehrckorn Coll.*). Crowley Bequest.
1. Amur River (*Nehrckorn Coll.*). Crowley Bequest.
2. Amur River, 22nd April. Crowley Bequest.

**Motacilla personata, Gould.**

Motacilla personata, *Wardlaw Ramsay, Ibis*, 1880, p. 60; *Sharpe, Cat. Birds B. M.* x. p. 479 (1885); *Oates, Fauna Brit. Ind., Birds*, ii. p. 290 (1890); *id., ed. Hume, Nests & Eggs Ind. Birds*, ii. p. 201 (1890); *Tacz. Faune Orn. Sibér. Orient.* p. 367 (1891); *Dresser, Birds Eur.* ix. (Suppl.) p. 143 (1895); *Nehrck. Kat. Eiersamml.* p. 91 (1899); *Dresser, Man. Pal. Birds*, pt. i. p. 201 (1902); *Sharpe, Hand-l. v.* p. 139 (1906).

Motacilla alba personata, *Hartert, Vög. Pal. Faun.* pt. iii. p. 306 (1905).

The eggs of the Masked Wagtail are inseparable from those of *M. alba* of the common type. Three examples measure respectively: .89 by .6; .88 by .6; .88 by .59.

3. Hariat Valley, Afghanistan, 28th June (*R. G. Wardlaw Ramsay*). Seebohm Coll.
5. Kuldja, Mongolia, 18th April. W. Radcliffe Saunders, Esq.  
[P.]
2. Altai Mountains. Crowley Bequest.
4. Kobdo, Altai Mountains, 8th May. W. Radcliffe Saunders, Esq.  
[P.]

**Motacilla leucopsis**, Gould.

(Plate IV. figs. 8 &amp; 9.)

*Motacilla luzoniensis*, Swinhoe, *Ibis*, 1860, p. 55; 1863, p. 308.*Motacilla leucopsis*, Sharpe, *Cat. Birds B. M.* x. p. 482 (1885); *Oates, Fauna Brit. Ind., Birds*, ii. p. 288 (1890); *Tacz. Faune Orn. Sibér. Orient.* p. 368 (1891); *Hartert, Nov. Zool.* i. p. 672 (1894); *La Touche, Ibis*, 1899, p. 412; *Nehrke, Kat. Eiersamml.* p. 91 (1899); *Sharpe, Hand-l.* v. p. 139 (1906).*Motacilla alba leucopsis*, Hartert, *Vög. Pal. Faun.* pt. iii. p. 304 (1905).

Eggs of the White-faced Wagtail resemble those of *M. alba*, both types being represented: that is to say, a finely marked grey-brown type, and a more densely mottled olive-brown type. They measure from .66 to .8 in length, and from .52 to .6 in breadth.

- |  |                           |
|--|---------------------------|
| 1. East Siberia ( <i>Nehrke's Coll.</i> ).                       | Crowley Bequest.          |
| 5. Koko-Nor, Tibet ( <i>Tancre's Coll.</i> ).                    | Crowley Bequest.          |
| 2. Amoy, China ( <i>R. Swinhoe</i> ).                            | Seeböhm Coll.             |
| 5. Kuantun, Fohkien, China, 15th May ( <i>J. D. La Touche</i> ). | C. B. Rickett, Esq. [P.]. |
| 2. Kuantun, 16th May ( <i>J. D. La T.</i> ).                     | C. B. Rickett, Esq. [P.]. |
| 1. Fohkien, 10th May.  | C. B. Rickett, Esq. [P.]. |
| 4. Fohkien, 12th May.  | C. B. Rickett, Esq. [P.]. |
| 5. Fohkien, 16th May.  | C. B. Rickett, Esq. [P.]. |
| 5. Fohkien, 16th May.  | C. B. Rickett, Esq. [P.]. |
| 3. Fohkien, 17th May.  | C. B. Rickett, Esq. [P.]. |

**Motacilla hodgsoni**, Blyth.

*Motacilla hodgsoni*, Sharpe, *Cat. Birds B. M.* x. p. 486 (1885); *Oates, Fauna Brit. Ind., Birds*, ii. p. 291 (1890); *id., ed. Hume, Nests & Eggs Ind. Birds*, ii. p. 202 (1890); *Nehrke, Kat. Eiersamml.* p. 91 (1899); *Dresser, Man. Pal. Birds.* pt. i. p. 199 (1902); *Sharpe, Hand-l.* v. p. 139 (1906).

*Motacilla alba hodgsoni*, Hartert, *Vög. Pal. Faun.* pt. iii. p. 307 (1905).

The three eggs of Hodgson's Pied Wagtail in the Collection are inseparable from eggs of the common type of *M. alba*. They measure respectively: .8 by .6 (2); .77 by .62.

- |  |                               |
|--|-------------------------------|
| 2. Kashmir, 22nd May ( <i>C. R. Cock &amp; W. E. Brooks</i> ). | Hume Coll. & Crowley Bequest. |
| 1. Kashmir, 23rd May ( <i>C. R. C. &amp; W. E. B.</i> ).       | Hume Coll.                    |

**Motacilla vidua**, Sundev.

(Plate IV. fig. 10.)

*Motacilla vidua*, Sharpe, *Cat. Birds B. M.* x. p. 488 (1885); *Nehrke, Kat. Eiersamml.* p. 91 (1899); *Shelley, Birds Afr.* ii. p. 268 (1900); *Stark, Birds S. Afr.* i. p. 255 (1900); *Sharpe, Hand-l.* v. p. 139 (1906).

Three eggs of the African Pied Wagtail are perfectly similar in

all respects to those of *M. lugubris* of the more densely spotted type.

- |                                      |                          |
|--------------------------------------|--------------------------|
| 1. Africa ( <i>Nehrkorn Coll.</i> ). | Crowley Bequest.         |
| 1. 14-Streams, Vaal River, Nov.      | R. B. Woosnam, Esq. [C.] |
| 2. Pondoland.                        | Crowley Bequest.         |

***Motacilla maderaspatensis*, Gmel.**

(Plate IV. figs. 11 & 12.)

*Motacilla maderaspatensis*, *Legge, Birds Ceylon*, p. 607 (1879); *Sharpe, Cat. Birds B. M.* x. p. 490 (1885); *Oates, Fauna Brit. Ind., Birds*, ii. p. 291 (1890); *id.*, ed. *Hume, Nests & Eggs Ind. Birds*, ii. p. 202 (1890); *Osmaston, Journ. Bomb. Nat. Hist. Soc.* xi. p. 66 (1897); *Nehrk. Kat. Eiersamml.* p. 91 (1899); *Dresser, Man. Pal. Birds*, pt. i. p. 199 (1902); *id.*, *Ibis*, 1904, pl. x. figs. 3 & 4; *Hartert, Vög. Pal. Faun.* pt. iii. p. 286, note (1905); *Sharpe, Hand-l.* v. p. 140 (1906).

The eggs of the Large Pied Wagtail are of an oval shape and moderately glossy. They are greenish-white, pale grey or pale brown, marked with pale umber-brown and lavender-grey. Those eggs which have a white ground appear to be generally marked with more or less well-defined spots and blotches somewhat sparingly distributed. Others with a grey or brown ground are, for the most part, densely streaked and mottled. Between these two types many intermediate varieties occur. Specimens measure from .8 to 1.0 in length, and from .59 to .7 in breadth.

- |  |                  |
|--|------------------|
| 1. Saharunpur, N.W. Provs., 23rd March ( <i>G. F. L. Marshall</i> ). | Hume Coll.       |
| 2. Saharunpur, 26th April ( <i>G. F. L. M.</i> ).                    | Hume Coll.       |
| 1. Saharunpur, 21st June ( <i>G. F. L. M.</i> ).                     | Hume Coll.       |
| 1. Etawah, 13th March ( <i>A. O. Hume</i> ).                         | Hume Coll.       |
| 2. Etawah, 15th March ( <i>A. O. H.</i> ).                           | Hume Coll.       |
| 1. Etawah, 19th March ( <i>A. O. H.</i> ).                           | Hume Coll.       |
| 1. Etawah, 16th March ( <i>W. E. Brooks: Tristram Coll.</i> ).       | Crowley Bequest. |
| 3. Mirzapur, 29th March ( <i>W. E. B.: Tristram Coll.</i> ).         | Crowley Bequest. |
| 2. Ahmednuggur, 2nd April ( <i>H. J. Bruce</i> ).                    | Hume Coll.       |
| 4. Hoshungabad, C. Provs., 12th April ( <i>E. C. Nunn</i> ).         | Hume Coll.       |
| 2. Hoshungabad, 5th May ( <i>E. C. N.</i> ).                         | Hume Coll.       |
| 4. Saugor, C. Provs.   | Hume Coll.       |
| 1. Raipur, C. Provs. ( <i>F. R. Blewitt</i> ).                       | Hume Coll.       |
| 3. Nilghiri Hills, April.  | Hume Coll.       |

**Motacilla capensis, Linn.**

(Plate IV. fig. 20.)

*Motacilla capensis*, *Thien. Fortpflanz. ges. Vögl.* tab. xxv. fig. 3 (1845-54); *Gurney, Ibis*, 1860, p. 208; *Ayres, Ibis*, 1869, p. 292; *Sharpe, ed. Layard, Birds S. Africa*, p. 547 (1875-84); *Butler, Feilden & Reid, Zool.* 1882, p. 337; *Sharpe, Cat. Birds B. M.* x. p. 493 (1885); *Nehrke, Kat. Eiersamml.* p. 91 (1899); *Haagner, Ibis*, 1901, p. 15; *Sharpe, Hand-l.* v. p. 140 (1906).

Eggs of the Cape Wagtail are of a pointed oval form and moderately glossy. They are cream-colour or greyish-white, freckled, especially at the broad end, with pale grey or light brown. On some eggs the markings are so faint that they are hardly noticeable. Specimens measure from .76 to .85 in length, and from .58 to .61 in breadth.

- |  |  |
|--|--|
| 4. South Africa.   | E. L. Layard, Esq. [P.].                 |
| 5. Transvaal, October ( <i>T. Ayres: Tristram Coll.</i> ). | Crowley Bequest.                         |
| 2. 14-Streams, Vaal River, November.                       | R. B. Woosnam, Esq. [C.].                |
| 2. Natal.  | T. Ayres, Esq. [C.].                     |
| 1. Ladysmith, 18th November.                               | Capt. Savile G. Reid [P.].               |
| 3. Blue Krantz, Natal, Nov.                                | Capt. Savile G. Reid [P.].               |
| 3. Pondoland.  | Crowley Bequest.                         |
| 3. Cape Colony.  | Gould Coll.                              |
| 2. Cape Colony ( <i>T. Atmore: Tristram Coll.</i> ).       | Crowley Bequest.                         |
| 1. Cape Colony ( <i>E. L. Layard: Tristram Coll.</i> ).    | Crowley Bequest.                         |
| 3. Deelfontein, 4th Nov. ( <i>E. Seimund</i> ).            | Col. Sloggett [P.].                      |
| 3. Deelfontein, 8th Dec. ( <i>E. S.</i> ).                 | Col. Sloggett [P.].                      |
| 3. Kuruman, 17th Dec.                                      | R. B. Woosnam & R. E. Dent, Esqrs. [C.]. |

**Motacilla clara, Sharpe.**

(Plate IV. fig. 13.)

*Motacilla longicauda*, *Rüpp. (nee Gmel.)*, *Sharpe, Cat. Birds B. M.* x. p. 495 (1885); *Shelley, Birds Afr.* ii. p. 274 (1900); *Stark, Birds S. Afr.* i. p. 257 (1900).  
*Motacilla clara*, *Sharpe, Hand-l.* v. p. 140 (1906).

Two eggs of the Long-tailed Pied Wagtail are of a pointed oval form and slightly glossed. The ground-colour is white, densely freckled with greyish-brown and lavender-grey; one example has a few black hair-lines at the larger end. They measure respectively .79 by .6 and .81 by .59.

- |                 |                  |
|-----------------|------------------|
| 2. East Africa. | Crowley Bequest. |
|-----------------|------------------|

*Motacilla flaviventris*, Ferr.

*Motacilla flaviventris*, *Rock & E. Newt. Ibis*, 1862, p. 273; *E. Newt. Ibis*, 1863, p. 346; *Milne-Edwards & Grandpré, Hist. Nat. Madag.*, *Ois.* i. p. 342, pl. 303, fig. 6 (1879); *Cowan, Proc. R. Phys. Soc. Edinb.* vii. p. 148 (1882); *Sharpe, Cat. Birds B. M.* x. p. 496 (1885); *Nehrke, Kat. Eiersamml.* p. 92 (1899); *Sharpe, Hand-l.* v. p. 140 (1906).

Eggs of the Madagascar Wagtail vary from a broad to a narrow oval shape and are very glossy. The eggs in the Collection are of three types. In one the ground-colour is pale greyish-green, and the whole surface of the shell is densely mottled with greyish-brown and lavender. In another, the eggs are dull white, blotched and mottled with umber-brown and lavender. In the third type, the egg is cream-colour, densely mottled with purplish-brown and lilac-grey. They vary from  $\cdot 71$  to  $\cdot 8$  in length, and from  $\cdot 57$  to  $\cdot 63$  in breadth.

- |                          |                           |
|--------------------------|---------------------------|
| 2. Madagascar.           | Crowley Bequest.          |
| 3. Betsileo, Madagascar. | Rev. W. Deans Cowan [P.]. |
| 3. Betsileo.             | Rev. W. Deans Cowan [P.]. |
| 2. Betsileo.             | Rev. W. Deans Cowan [P.]. |

*Motacilla boarula*, Linn.

*Motacilla boarula*, *Thien, Fortpflanz. ges. Vög.* tab. xxv. fig. 4, a-c (1845-54); *Hewitson, Eggs of Brit. Birds*, i. p. 167, pl. xlii. fig. i (1856); *Sharpe, Hand-l.* v. p. 140 (1906).

*Pallenura sulphurea*, *Baedecker, Eier Eur. Vög.* tab. 35. fig. 11 (1855-63).  
*Motacilla sulphurea*, *Seeborn, Brit. Birds*, ii. p. 203, pl. 14 (1884); *id.*, *Eggs of Brit. Birds*, p. 261, pl. 58 A. fig. 1 (1896).

*Motacilla melanope*, *Dresser (nec Pall.)*, *Birds Eur.* iii. p. 251 (1875); *Sharpe, Cat. Birds B. M.* x. p. 497 (1885) [part.]; *Dresser, Man. Pal. Birds*, pt. i. p. 202 (1902) [part.].

*Motacilla boarula boarula*, *Hartert, Vög. Pal. Faun.* pt. iii. p. 298 (1905).

Eggs of the Grey Wagtail are of a broad pointed oval shape and very glossy. The commonest type of egg is pale grey or bluish-white or sometimes cream-colour, mottled all over with light brown of various shades. Another type, which appears to be much less common, is white or greyish-white, mottled with umber-brown and lavender-grey. In this type the markings are most dense on the broad end, where they form a more or less confluent cap. A few examples in a large series have one or two black hair-lines at the broad end of the egg. Specimens measure from  $\cdot 7$  to  $\cdot 8$  in length, and from  $\cdot 54$  to  $\cdot 6$  in breadth.

- |  |                                   |
|--|-----------------------------------|
| 6. Dunvegan, Isle of Skye, 15th May.                         | J. Steele Elliott, Esq. [P.].     |
| 5. West Ross-shire, 7th May ( <i>H. Stirling</i> ).          | W. Radcliffe Saunders, Esq. [P.]. |
| 5. Strathpeffer, 1st May.                                    | W. Radcliffe Saunders, Esq. [P.]. |
| 6. Kirriemuir, Forfarshire, 18th June ( <i>K. Kennedy</i> ). | W. Radcliffe Saunders, Esq. [P.]. |

- |  |                                      |
|--|--------------------------------------|
| 3. Northumberland, 5th May.  | Seebohm Coll.                        |
| 4. Durham.   | Crowley Bequest.                     |
| 6. Clitheroe, Lancashire ( <i>H. Peterkin</i> ).                     | Crowley Bequest.                     |
| 3. Ashopton, Derbyshire, 29th April<br>( <i>H. Seebohm</i> ).        | Seebohm Coll.                        |
| 2. Ashopton, 17th May ( <i>L. S.</i> ).                              | Seebohm Coll.                        |
| 1. Dowles, Worcestershire, May.                                      | J. Steele Elliott, Esq. [P.].        |
| 4. Taplow, Berkshire.  | Gould Coll.                          |
| 5. Co. Waterford, Ireland, 10th April<br>( <i>R. J. Ussher</i> ).    | Seebohm Coll.                        |
| 5. Co. Waterford, 23rd April ( <i>R. J. U.</i> ).                    | Seebohm Coll.                        |
| 5. Co. Waterford, 24th April ( <i>R. J. U.</i> ).                    | Seebohm Coll.                        |
| 5. Co. Waterford, 8th May ( <i>R. J. U.</i> ).                       | Seebohm Coll.                        |
| 4. Vosges Mts., France ( <i>Mougel</i> ;<br><i>Hargitt Coll.</i> ).  | Seebohm Coll.                        |
| 6. Giessen, Hesse, 30th May.   | W. Radcliffe Saunders, Esq.<br>[P.]. |
| 5. Parnassus, Greece, 6th May ( <i>H. Seebohm &amp; T. Krüper</i> ). | Seebohm Coll.                        |
| 4. Parnassus, 13th May ( <i>H. S. &amp; T. K.</i> ).                 | Seebohm Coll.                        |
| 2. Parnassus, 24th May ( <i>H. S. &amp; T. K.</i> ).                 | Seebohm Coll.                        |
| 5. Parnassus, 6th June ( <i>H. S. &amp; T. K.</i> ).                 | Seebohm Coll.                        |
| 2. Parnassus, 16th June ( <i>H. S. &amp; T. K.</i> ).                | Seebohm Coll.                        |
| 5. Parnassus ( <i>H. S. &amp; T. K.</i> ).                           | Seebohm Coll.                        |
| 4. Tenerife, 18th March.   | Crowley Bequest.                     |
| 1. Tenerife, April ( <i>Tristram Coll.</i> ).                        | Crowley Bequest.                     |

Clutch containing an egg of the Cuckoo (*Cuculus canorus*).

- |                                |                                      |
|--------------------------------|--------------------------------------|
| 3. Oslawan, Moravia, 29th May. | W. Radcliffe Saunders, Esq.<br>[P.]. |
|--------------------------------|--------------------------------------|

### Motacilla melanope, Pall.

- Motacilla melanope. *Sharpe, Cat. Birds B. M. x. p. 497 (1885) [part.]*;  
*Oates, Fauna Brit. Ind., Birds, ii. p. 293 (1890)*; *id., ed. Hume, Nests & Eggs Ind. Birds, ii. p. 207 (1890)*; *Osmaston, Journ. Bomb. Nat. Hist. Soc. xi. p. 67 (1897)*; *Sharpe, Hand-l. v. p. 141 (1906)*.  
*Calobates melanope, Tacz. Faun. Orn. Sibér. Orient. p. 375 (1891)*.  
*Motacilla boarula melanope, Hartert, Vög. Pal. Faun. pt. iii. p. 300 (1905)*.

Eggs of the Eastern Grey Wagtail appear to be of two types: the first resembles that of the Common Grey Wagtail, having a cream-coloured or whitish ground mottled, sometimes very faintly, with yellowish-brown. A specimen taken in Kashmir represents a second type, in which the ground-colour is pinkish, mottled with a darker shade of the same. Taczanowski states (*op. cit.*) that some eggs of this species taken in Siberia are tinged with rose-colour. No such tint is observable in any European egg of the Western form.

- |   |                                      |
|---|--------------------------------------|
| 2. Kashmir, 25th May ( <i>H. E. Brooks</i> ). | Hume Coll.                           |
| 4. Fuji-yama, Hondo, Japan, 20th May.         | W. Radcliffe Saunders, Esq.<br>[P.]. |

**Motacilla schmitzi**, *Tschusi*.

(Plate IV. fig. 19.)

- Motacilla sulphurea, *Godman (nec Bechst.)*, *Ibis*, 1866, p. 96; *id.*, *Nat. Hist. Azores*, p. 25 (1870).  
 Motacilla boarula schmitzi, *Hartert & Grant*, *Nov. Zool.* xii. p. 120 (1905); *Hartert*, *Vög. Pal. Faun.* pt. iii. p. 301 (1905).  
 Motacilla schmitzi, *Sharpe*, *Hand-l.* v. p. 141 (1906).

Eggs of Schmitz's Grey Wagtail resemble pale forms of the Common Grey Wagtail, having the ground-colour creamy-white, densely, but more or less faintly, marked with light yellowish-brown.

- |  |                                      |
|--|--------------------------------------|
| 5. Agua de Pena, Madeira, 1st June<br>( <i>E. Schmitz</i> ).   | W. Radcliffe Saunders, Esq.<br>[P.]. |
| 3. San Miguel, Azores, April ( <i>F. D. Godman</i> ).  | Salvin-Godman Coll.                  |
| 1. San Miguel, April ( <i>F. D. G.</i> ).  | Salvin-Godman Coll.                  |
| 3. Terceira, Azores, May ( <i>F. D. G.</i> ).  | Salvin-Godman Coll.                  |
| 2. (Out of clutch of 4; hard set) Above Calheta, 1200ft., St. Jorge, Azores, 9th May ( <i>W. R. Ogilvie-Grant</i> ). | Hon. Walter Rothschild [P.].         |
| 4. Below Caldeira, Fayal, Azores, 27th May ( <i>W. R. O.-G.</i> ).   | Hon. Walter Rothschild [P.].         |

**Motacilla citreola**, *Pall.*

*Budytes citreola*, *Tacz. J. f. O.* 1873, p. 82, taf. ii. fig. 20; *Seebohm & Harvie-Brown*, *Ibis*, 1876, p. 123; *Tacz. Faune Orn. Sibér. Orient.* p. 387 (1891).

*Motacilla citreola*, *Dresser*, *Birds Eur.* iii. pp 245, 249 (1875); *Bree*, *Birds Eur.* 2nd ed. iii. p. 91, pl. (1875); *Sharpe*, *Cat. Birds B. M.* x. p. 503 (1885); *Oates*, *Fauna Brit. Ind., Birds*, ii. p. 298 (1890); *Nehrk. Kat. Eiersamml.* p. 92 (1899); *Dresser*, *Man. Pal. Birds*, pt. i. p. 203 (1902); *Sharpe*, *Hand-l.* v. p. 141 (1906).

*Motacilla citreola citreola*, *Hartert*, *Vög. Pal. Faun.* pt. iii. p. 296 (1905).

The eggs of the Yellow-headed Wagtail are so similar in general character to those of *M. boarula* of the commoner type, that they cannot be separated from them. They measure from .72 to .82 in length, and from .56 to .6 in breadth. A very small example measures only .66 by .5, and is one of a clutch of six eggs.

- |   |                                      |
|---|--------------------------------------|
| 5. Petchora River, 68° N. Lat., 19th June ( <i>H. Seebohm &amp; J. A. Harvie-Brown</i> ).     | Seebohm Coll.                        |
| 5. Petchora River, 68° N. Lat., 19th June ( <i>H. S. &amp; J. A. H.-B.</i> ).                 | Seebohm Coll.                        |
| 4. Petchora River, 68° N. Lat., 22nd June ( <i>H. S. &amp; J. A. H.-B.</i> ).                 | Seebohm Coll.                        |
| 6. Petchora River, 68° N. Lat., 27th June ( <i>H. S. &amp; J. A. H.-B.</i> ).                 | Seebohm Coll.                        |
| 5. Petchora River, 68° N. Lat., 23rd June ( <i>H. S. &amp; J. A. H.-B.: Tristram Coll.</i> ). | Crowley Bequest.                     |
| 5. Amur River, 2nd June.  | W. Radcliffe Saunders, Esq.<br>[P.]. |

Clutch containing an egg of the Cuckoo (*Cuculus canorus*).

3. Issik Kul, Turkestan, 5th June. W. Radcliffe Saunders, Esq.  
[P.]

*Motacilla citreoloides* (Gould).

(Plate IV. fig. 18.)

- Motacilla citreoloides*, *Sharpe, Cat. Birds B. M.* x. p. 507 (1885); *Oates, Fauna Brit. Ind., Birds*, ii. p. 299 (1890); *id., ed. Hume, Nests & Eggs Ind. Birds*, ii. p. 208 (1890); *Nehrke, Kat. Eiersamml.* p. 92 (1899); *Dresser, Man. Pal. Birds*, pt. i. p. 204 (1902); *Sharpe, Hand-l.* v. p. 141 (1906).  
*Motacilla citreola citreoloides*, *Hartert, Vög. Pal. Faun.* pt. iii. p. 298 (1905).

Eggs of Hodgson's Yellow-headed Wagtail are indistinguishable from those of *M. citreola*.

4. Kuldja, Mongolia, 14th June. Crowley Bequest.  
5. Kuldja, 25th June. Crowley Bequest.  
2. Kuldja (*Nehrkorn Coll.*). Crowley Bequest.

*Motacilla rayi*, Bonap.

- Motacilla rayi*, *Hewitson, Eggs of Brit. Birds*, i. p. 170, pl. xlii. fig. iii (1856); *Sharpe, Hand-l.* v. p. 141 (1906).  
*Motacilla rayi*, *Dresser, Birds Eur.* iii. p. 277 (1875); *Seebohm, Brit. Birds*, ii. p. 212, pl. 14 (1884); *id., Eggs of Brit. Birds*, p. 262, pl. 58A. fig. 3 (1896); *Dresser, Man. Pal. Birds*, pt. i. p. 208 (1902) [part.].  
*Motacilla campestris*, *Sharpe, Cat. Birds B. M.* x. p. 510 (1885) [part.].  
*Motacilla flava rayi*, *Hartert, Vög. Pal. Faun.* pt. iii. p. 294 (1905).

The eggs of the Yellow Wagtail are of much the same general character as those of *M. boarula*, but are, as a rule, of a rather darker colour. The eggs of the two species cannot, however, be separated with certainty from each other. Specimens measure from .69 to .82 in length, and from .51 to .6 in breadth.

6. Inverurie, Aberdeenshire, 2nd May. W. Radcliffe Saunders, Esq.  
[P.]  
5. Clitheroe, Lancashire (*W. Peterkin*). Crowley Bequest.  
4. Cumberland (*Heysham*). Gould Coll.  
5. Preston, Yorks, 27th May. W. Radcliffe Saunders, Esq.  
[P.]  
5. Shifnal, Shropshire, 20th June. W. Radcliffe Saunders, Esq.  
[P.]  
6. Sparham, Norfolk, 24th May. Seebohm Coll.  
(*F. Norgate*).  
3. Sparham, 25th May (*F. N.*). Seebohm Coll.  
6. Sparham, 4th June (*F. N.*). Seebohm Coll.  
3. Sparham, 16th June (*F. N.*). Seebohm Coll.  
5. Sparham (*F. N.*). Seebohm Coll.  
4. Hickling Broad, Norfolk, 29th May. Seebohm Coll.  
(*F. N.*).



- |  |                                      |
|--|--------------------------------------|
| 5. Hickling Broad, 10th July ( <i>F. N.</i> ). | Seebohm Coll.                        |
| 2. Upwell, Cambridge, 28th June.               | Salvin-Godman Coll.                  |
| 4. Ditton, Cambridge, 16th June.               | Salvin-Godman Coll.                  |
| 5. Taplow, Berkshire, May.                     | Gould Coll.                          |
| 5. Avington, Hants.                            | Dr. R. Bowdler Sharpe [P.].          |
| 6. Middlesex.                                  | Seebohm Coll.                        |
| 3. Hampstead, Middlesex.                       | Salvin-Godman Coll.                  |
| 6. Churt, Surrey, May ( <i>Smithers</i> ).     | Crowley Bequest.                     |
| 5. Churt, May ( <i>Smithers</i> ).             | Crowley Bequest.                     |
| 5. Churt, May ( <i>Smithers</i> ).             | Crowley Bequest.                     |
| 6. Churt, May ( <i>Smithers</i> ).             | Crowley Bequest.                     |
| 5. Churt, May.                                 | Gould Coll.                          |
| 5. Churt, May.                                 | Gould Coll.                          |
| 4. Walton Heath, 5th June.                     | W. Radcliffe Saunders, Esq.<br>[P.]. |

Clutch containing an egg of the Cuckoo (*Cuculus canorus*).

- |                                   |                                      |
|-----------------------------------|--------------------------------------|
| 2. Bushey Park, Surrey, 20th May. | W. Radcliffe Saunders, Esq.<br>[P.]. |
|-----------------------------------|--------------------------------------|

### *Motacilla campestris*, *Pull.*

- Motacilla campestris*, *Sharpe, Cat. Birds B. M. x. p. 510 (1885) [part.];*  
*id. Hand-l. v. p. 142 (1906).*  
*Motacilla flava campestris, Hartert, Vög. Pal. Faun. pt. iii. p. 294 (1905).*

Eggs of the Eastern Yellow Wagtail are indistinguishable from those of *M. rayi*.

- |                  |                  |
|------------------|------------------|
| 2. South Russia. | Crowley Bequest. |
|------------------|------------------|

Clutch containing an egg of the Cuckoo (*Cuculus canorus*).

- |                            |                                      |
|----------------------------|--------------------------------------|
| 2. South Russia, 24th May. | W. Radcliffe Saunders, Esq.<br>[P.]. |
|----------------------------|--------------------------------------|

### *Motacilla flava*, *Linna.*

- Motacilla flava, Thien. Fortpflanz. ges. Vög. tab. xxv. fig. 5, a-c*  
(1845-54); *Hewitson, Eggs of Brit. Birds, i. p. 168, pl. xlii. fig. ii*  
(1856); *Dresser, Birds Eur. iii. p. 261 (1875); Seebohm, Brit. Birds,*  
*ii. p. 208, pl. 14 (1884); Sharpe, Cat. Birds B. M. x. p. 516 (1885);*  
*Oates, Fauna Brit. Ind., Birds, ii. p. 295 (1890); Seebohm, Eggs*  
*of Brit. Birds, p. 262, pl. 58 A. fig. 2 (1896); Dresser, Man. Pal.*  
*Birds, pt. i. p. 205 (1902) [part.]; Sharpe, Hand-l. v. p. 142 (1906).*  
*Budytes flava, Baudelker, Eier Eur. Vög. tab. 35. fig. 9 (1855-63); Salvin,*  
*Ibis, 1859, p. 310; Saunders, Ibis, 1871, p. 215.*  
*Motacilla flava flava, Hartert, Vög. Pal. Faun. pt. iii. p. 287 (1905).*

The eggs of the Blue-headed Wagtail are indistinguishable from those of *M. rayi* and *M. boarula*. They measure from .72 to .8 in length, and from .53 to .6 in breadth.

- |   |                     |
|---|---------------------|
| 6. Sweden.                                    | Gould Coll.         |
| 5. Copenhagen, 6th June ( <i>Fersler</i> ).   | Seebohm Coll.       |
| 4. Germany, 31st May.                         | Seebohm Coll.       |
| 5. Valkenswaard, Holland ( <i>J. Baker</i> ). | Salvin-Godman Coll. |

- |  |                                      |
|--|--------------------------------------|
| 5. Valkenswaard.   | Crowley Bequest.                     |
| 5. Vosges, France ( <i>Mougel: Hargitt Coll.</i> ).      | Seebohm Coll.                        |
| 4. Spain ( <i>H. Saunders</i> ).                         | Seebohm Coll.                        |
| 3. Malaga, Spain, 2nd June ( <i>H. S.</i> ).             | Seebohm Coll.                        |
| 5. Casa Vieja, Andalucia, 7th May.                       | W. Radcliffe Saunders, Esq.<br>[P.]. |
| 5. Bugzi, Hungary, 25th April.                           | W. Radcliffe Saunders, Esq.<br>[P.]. |
| 6. Szigetcsép, Hungary, 19th May<br>( <i>W. R. S.</i> ). | W. Radcliffe Saunders, Esq.<br>[P.]. |
| 6. Ūrbo, Hungary, 1st June<br>( <i>W. R. S.</i> ).       | W. Radcliffe Saunders, Esq.<br>[P.]. |
| 3. Algeria, June ( <i>H. B. Tristram</i> ).              | Crowley Bequest.                     |
| 4. Zana, Algeria, 12th June ( <i>H. B. T.</i> ).         | Crowley Bequest.                     |
| 2. Zana, June ( <i>O. Salvin</i> ).                      | Salvin-Godman Coll.                  |
| 4. Zana, 12th June ( <i>O. S.</i> ).                     | Salvin-Godman Coll.                  |

Clutches containing an egg of the Cuckoo (*Cuculus canorus*).

- |                              |                                      |
|------------------------------|--------------------------------------|
| 3. Pomerania, 15th June.     | W. Radcliffe Saunders, Esq.<br>[P.]. |
| 3. Halle, Saxony, 11th June. | W. Radcliffe Saunders, Esq.<br>[P.]. |
| 2. Bohemia, 25th May.        | W. Radcliffe Saunders, Esq.<br>[P.]. |

### *Motacilla alasensis* (*Ridgw.*).

*Budytes flavus leucostriatus*, *Nelson (nec Homeyer), Rep. Nat. Hist. Alaska*, p. 205 (1887).

*Budytes flavus alasensis*, *Ridgw. Birds North & Middle Amer.* iii. p. 8 (1904).

*Motacilla flava alasensis*, *Hartert, Vög. Pal. Faun.* pt. iii. p. 290 (1905).

*Motacilla alasensis*, *Sharpe, Hand-l.* v. p. 142 (1906).

Eggs of the Alaskan Blue-headed Wagtail are indistinguishable from those of *M. flava*.

- |  |                     |
|--|---------------------|
| 5. St. Michael's, Alaska, 16th June<br>( <i>E. W. Nelson: Henshaw Coll.</i> ). | Salvin-Godman Coll. |
| 3. St. Michael's, 15th June ( <i>E. W. N.: Henshaw Coll.</i> ).                | Salvin-Godman Coll. |

### *Motacilla borealis*, *Sundev.*

(Plate IV. figs. 14 & 15.)

*Motacilla viridis*, *Dresser, Birds Eur.* iii. p. 269 (1875); *id., Man. Pal. Birds*, pt. i. p. 206 (1902) [part.].

*Budytes viridis*, *Legge, Birds Ceylon*, p. 617 (1879).

*Motacilla borealis*, *Sharpe, Cat. Birds B. M.* x. p. 522 (1885); *Oates, Fauna Brit. Ind., Birds*, ii. p. 294 (1890); *Sharpe, Hand-l.* v. p. 143 (1906).

*Budytes flava borealis*, *Tacz. Faune Orn. Sibér. Orient.* p. 382 (1891).

*Motacilla flava*, *Newton, Ootheca Wolleyana*, i. p. 362 [No. 1879] (1902).

*Motacilla flava borealis*, *Hartert, Vög. Pal. Faun.* pt. iii. p. 291 (1905).

The eggs of the Grey-headed Wagtail, judging from the examples in the Collection, do not differ in any respect from eggs of *M. boarula*, *M. rayi*, and *M. flava*. The smallest egg measures .69 by .53; the largest .8 by .57.

- |     |  |                                      |
|-----|--|--------------------------------------|
| 3.  | Tromsö, Norway, 12th June<br>( <i>H. Seebohm</i> ).                      | Seebohm Coll.                        |
| 1.  | Lapland.   | Crowley Bequest.                     |
| 7.  | Riosuando, Lapland, 10th June<br>( <i>E. Hougberg : Dresser Coll.</i> ). | Crowley Bequest.                     |
| 4.  | Russian Lapland ( <i>J. Wolley :<br/>Tristram Coll.</i> ).               | Crowley Bequest.                     |
| 2*. | Nälina, Russian Lapland<br>( <i>J. Wolley</i> ).                         | Seebohm Coll.                        |
| 8.  | Tornea, Russian Lapland, 12th June.                                      | W. Radeliffe Saunders, Esq.<br>[P.]. |
| 5.  | Tornea, 15th June.   | W. Radeliffe Saunders, Esq.<br>[P.]. |
| 5.  | Finland, 24th June.  | W. Radeliffe Saunders, Esq.<br>[P.]. |

Clutch containing an egg of the Cuckoo (*Cuculus canorus*).

- |    |                     |                                      |
|----|---------------------|--------------------------------------|
| 4. | Lapland, 17th June. | W. Radeliffe Saunders, Esq.<br>[P.]. |
|----|---------------------|--------------------------------------|

### *Motacilla cinereicapilla*, *Savi*.

(Plate IV. fig. 17.)

- Motacilla cinereicapilla*, *Sharpe, Cat. Birds B. M. x. p. 526 (1885);*  
*id., Hand-l. v. p. 143 (1906).*  
*Motacilla flava cinereicapilla, Hartert, Vög. Pal. Faun. pt. iii. p. 292*  
*(1905).*

Eggs of the Eastern Grey-headed Wagtail closely resemble the various types of *M. rayi*, but are, on the whole, a trifle smaller.

- |    |  |                  |
|----|--|------------------|
| 5. | Kirghiz Steppes, 2nd June.                                   | Crowley Bequest. |
| 4. | Lenkoran, Caspian Sea ( <i>Nehrkorn<br/>Coll.</i> ).         | Crowley Bequest. |
| 1. | Susa, Tunis, June ( <i>V. Bogo : Tris-<br/>tram Coll.</i> ). | Crowley Bequest. |
| 4. | Susa, June ( <i>V. B. : Tristram Coll.</i> ).                | Crowley Bequest. |

### *Motacilla taivana*, *Swinh.*

- Motacilla taivana, Sharpe, Cat. Birds B. M. x. p. 514 (1885); Dresser,  
Man. Pal. Birds, pt. i. p. 208 (1902); Sharpe, Hand-l. v. p. 143*  
*(1906).*  
*Motacilla flava taivanus, Hartert, Vög. Pal. Faun. pt. iii. p. 293 (1905).*

Two eggs of Swinhoe's Yellow-browed Wagtail are of a wide

\* Evidently part of the clutch mentioned in the 'Ootheca Wolleyana' (*vide supra*) as having been sold at Stevens'.

oval shape, rather pointed towards one end, and fairly glossy. The ground-colour is brownish-white, densely speckled and mottled all over with umber-brown, especially towards the larger end, which, in one egg, is also marked with a long black hair-line. They measure respectively  $\cdot 76$  by  $\cdot 59$  and  $\cdot 75$  by  $\cdot 59$ .

2. Albasin, Amur River, 15th June. W. Radcliffe Saunders, Esq. [P.]

### *Motacilla feldeggii*, Michah.

*Motacilla melanocephala*, Thien. *Fortpflanz. ges. Vög.* tab. xxv. fig. 6, a, b (1845-54); *Dresser, Birds Eur.* iii. p. 273 (1875); *Bree, Birds Eur.* 2nd ed. iii. p. 93, pl. (1875); *Dresser, Man. Pal. Birds*, pt. i. p. 207 (1902) [part.].

*Motacilla feldeggii*, *Sharpe, Cat. Birds B. M.* x. p. 527 (1885); *Oates, Fauna Brit. Ind., Birds*, ii. p. 297 (1890); *Nehr. Kat. Eiersamml.* p. 92 (1899); *Sharpe, Hand-l.* v. p. 143 (1906).

*Motacilla flava melanocephala*, *Hartert, Vög. Pal. Faun.* pt. iii. p. 295 (1905).

The eggs of the Black-headed Wagtail in the Collection resemble those of *M. flava* and its allies. They measure from  $\cdot 69$  to  $\cdot 75$  in length, and from  $\cdot 52$  to  $\cdot 55$  in breadth.

3. Missolonghi, Greece, 27th May Seebohm Coll.  
(H. Seebohm).  
1. Missolonghi, June (W. H. Simpson: *Tristram Coll.*). Crowley Bequest.  
4. Smyrna, Asia Minor, June. W. Radcliffe Saunders, Esq. [P.]  
1. Smyrna, 13th June (H. S.: *Tristram Coll.*). Crowley Bequest.  
1. Erzerum, Armenia. Old Collection.  
5. Shiraz, Persia, 3rd May. H. F. Witherby, Esq. [P.]

### *Motacilla melanogrisea* (Homeyer).

(Plate IV. fig. 21.)

*Motacilla feldeggii*, *Sharpe, Cat. Birds B. M.* x. p. 527 (1885) [part.]; *Nehr. Kat. Eiersamml.* p. 92 (1899).

*Motacilla flava melanogriseus*, *Hartert, Vög. Pal. Faun.* pt. iii. p. 296 (1905).

*Motacilla melanogrisea*, *Sharpe, Hand-l.* v. p. 143 (1906).

Two eggs of Homeyer's Black-headed Wagtail are much like those of *M. flava* and *M. citreola*, being of a pointed oval form and somewhat glossy, with the ground-colour yellowish-white, indistinctly mottled all over with pale yellowish-brown. Both examples are marked with an irregular black hair-line at the larger end. They measure respectively  $\cdot 8$  by  $\cdot 59$  and  $\cdot 81$  by  $\cdot 58$ .

2. Altai Mountains (*Nehr Korn Coll.*). Crowley Bequest.

Genus **DENDRANTHUS**, *Blyth*.**Dendranthus indicus** (*Gmel.*).

(Plate IV. fig. 22.)

- Limoniidromus indicus*, *Sharpe, Cat. Birds B. M.* x. p. 532 (1885); *Tacz. Faune Orn. Sibér. Orient.* p. 390 (1891); *Nelrk. Kat. Eiersamml.* p. 92 (1899); *Dresser, Man. Pal. Birds*, pt. i. p. 209 (1902).  
*Dendranthus indicus*, *Sharpe, Hand-l.* v. p. 144 (1906).  
*Dendronanthus indica*, *Hartert, Vög. Pal. Faun.* pt. iii. p. 309 (1905).

Two eggs of the Forest Wagtail are of an ordinary oval shape and perfectly devoid of gloss. They are grey with a purple tinge, marked with spots and small blotches of umber-brown and underlying lilac-grey. They measure respectively  $\cdot 8$  by  $\cdot 58$  and  $\cdot 77$  by  $\cdot 57$ .

2. Ussuri River, E. Siberia (*Dörries*: Crowley Bequest.  
*Nehrhorn Coll.*).

Genus **ANTHUS**, *Bechst.***Anthus chloris**, *Licht.*

(Plate V. figs. 1 &amp; 2.)

- Anthus chloris*, *Sharpe, Cat. Birds B. M.* x. p. 539 (1885); *Stark, Fauna S. Afr., Birds*, i. p. 243 (1900); *Shelley, Birds Afr.* ii. p. 295 (1900); *Sharpe, Hand-l.* v. p. 144 (1906).

Three eggs of the Small Yellow-tufted Pipit are of a somewhat pointed oval form and almost devoid of gloss. The ground-colour is white or yellowish-white, densely speckled and spotted all over with dull lavender-grey and yellowish-brown, the marking being somewhat more dense round the larger end. They measure respectively:  $\cdot 9$  by  $\cdot 55$ ;  $\cdot 82$  by  $\cdot 6$ ;  $\cdot 82$  by  $\cdot 59$ .

3. South Africa (*Noakes*). Crowley Bequest.

**Anthus trivialis**, *Linn.*

- Anthus arboreus*, *Thien. Fortypflanz. ges. Vög.* tab. xxv. fig. 7, *a-e* (1845-54); *Hewitson, Eggs of Brit. Birds*, i. p. 171, pl. xlhii. (1856); *Seebohm, Brit. Birds*, ii. p. 219, pl. 14 (1884); *id., Eggs of Brit. Birds*, p. 263, pl. 58 A. figs. 5-8 (1896).  
*Dendronanthus arboreus*, *Baedeker, Eier Eur. Vög.* tab. 38. fig. 8 (1855-63).  
*Anthus trivialis*, *Dresser, Birds Eur.* iii. p. 309 (1874); *Tristr. Fauna & Flora Palest.* p. 56 (1884); *Sharpe, Cat. Birds B. M.* x. p. 543 (1885); *Dresser, Man. Pal. Birds*, pt. i. p. 211 (1902); *Newton, Ootheca Wolleyana*, p. 366 (1902); *Sharpe, Hand-l.* v. p. 145 (1906).  
*Anthus trivialis trivialis*, *Hartert, Vög. Pal. Faun.* pt. iii. p. 272 (1905).

The eggs of the Tree-Pipit are mostly of a broad, pointed oval shape, but occasionally they are rounded at the smaller end. They

exhibit a large amount of gloss. They are extremely variable in colour, and there are at least five types, all of common occurrence. Eggs of the first type are greyish-white, very densely freckled all over with greyish-brown; in a second they are pinkish-white, densely freckled all over with reddish-brown; in a third they are pale brown or greenish-white, spotted and clouded with two or more shades of rich umber-brown and purplish-brown; in a fourth they are cream-colour, clouded with lilac and spotted and blotched with purplish-red; and in a fifth they are pale purplish-grey, spotted and blotched, especially at the broad end, with deep chocolate-brown and underlying lavender. Intermediate examples also occur. Specimens measure from .7 to .9 in length, and from .6 to .65 in breadth.

- |   |                                     |
|---|-------------------------------------|
| 6. The Mound, Sutherland, 25th May.                       | W. Radcliffe Saunders, Esq.<br>[P.] |
| 2. Banff.   | W. R. Ogilvie-Grant, Esq.<br>[P.]   |
| 1. Banff.   | W. R. Ogilvie-Grant, Esq.<br>[P.]   |
| 2. Crieff, Perthshire.                                    | W. R. Ogilvie-Grant, Esq.<br>[P.]   |
| 4. England.   | Old Collection.                     |
| 5. Near Carlisle, Cumberland, June.                       | W. Radcliffe Saunders, Esq.<br>[P.] |
| 4. Near Carlisle, 17th June.                              | W. Radcliffe Saunders, Esq.<br>[P.] |
| 6. Hagg Hill, Derwent, 3rd June.                          | W. Radcliffe Saunders, Esq.<br>[P.] |
| 8. Durham ( <i>W. B. Proctor</i> ).                       | Crowley Bequest.                    |
| 3. Alport, Derbyshire, 21st June.                         | Salvin-Godman Coll.                 |
| 3. Alport, 23rd June.                                     | Salvin-Godman Coll.                 |
| 4. Hockering, Norfolk, 30th May<br>( <i>F. Norgate</i> ). | Seebohn Coll.                       |
| 4. Cambridgeshire.  | F. Bond, Esq. [P.]                  |
| 4. Downham, Cambridge, 4th June<br>( <i>F. N.</i> ).      | Seebohn Coll.                       |
| 6. Taplow, Berkshire.                                     | Gould Coll.                         |
| 3. Wallingford, Berkshire.                                | Mrs. Thomas [P.]                    |
| 6. Churt, Surrey, May ( <i>Smithers</i> ).                | Crowley Bequest.                    |
| 5. Churt, May ( <i>Smithers</i> ).                        | Crowley Bequest.                    |
| 3. Churt ( <i>Smithers</i> ).                             | Crowley Bequest.                    |
| 5. Churt ( <i>Smithers</i> ).                             | Crowley Bequest.                    |
| 5. Churt ( <i>Smithers</i> ).                             | Crowley Bequest.                    |
| 1. Finchley, Middlesex ( <i>O. Salvin</i> ).              | Salvin-Godman Coll.                 |
| 5. Finchley ( <i>O. S.</i> ).                             | Salvin-Godman Coll.                 |
| 4. Finchley ( <i>O. S.</i> ).                             | Salvin-Godman Coll.                 |
| 4. Finchley ( <i>O. S.</i> ).                             | Salvin-Godman Coll.                 |
| 6. Finchley ( <i>O. S.</i> ).                             | Salvin-Godman Coll.                 |
| 2. Manor House, Finchley ( <i>O. S.</i> ).                | Salvin-Godman Coll.                 |
| 5. Tilford, Kent.   | Crowley Bequest.                    |
| 6. St. Mary Cray, Kent, 16th May.                         | W. Radcliffe Saunders, Esq.<br>[P.] |
| 5. Monmouth, 1st June ( <i>W. R. S.</i> ).                | W. Radcliffe Saunders, Esq.<br>[P.] |

- |   |                                     |
|---|-------------------------------------|
| 1. Kuskio-vaara, Lapland ( <i>Wolley Coll.: Tristram Coll.</i> )  | Crowley Bequest.                    |
| 5. Valkenswaard, Holland, 14th May ( <i>H. Seebohm.</i> )         | Seebohm Coll.                       |
| 5. Valkenswaard, 14th May ( <i>H. S.</i> )                        | Seebohm Coll.                       |
| 6. Valkenswaard, 15th May ( <i>H. S.</i> )                        | Seebohm Coll.                       |
| 5. Valkenswaard, 19th May ( <i>H. S.</i> )                        | Seebohm Coll.                       |
| 4. Valkenswaard, 21st May ( <i>H. S.</i> )                        | Seebohm Coll.                       |
| 4. Valkenswaard, 21st May ( <i>H. S.</i> )                        | Seebohm Coll.                       |
| 5. Valkenswaard, 23rd May ( <i>H. S.</i> )                        | Seebohm Coll.                       |
| 2. Valkenswaard, 25th May ( <i>H. S.</i> )                        | Seebohm Coll.                       |
| 2. Pomerania ( <i>T. Holland.</i> )                               | Seebohm Coll.                       |
| 2. Pomerania ( <i>T. H.</i> )                                     | Seebohm Coll.                       |
| 2. Pomerania ( <i>T. H.</i> )                                     | Seebohm Coll.                       |
| 5. Pomerania ( <i>T. H.</i> )                                     | Seebohm Coll.                       |
| 4. Pomerania, May ( <i>T. H.</i> )                                | Seebohm Coll.                       |
| 4. Pomerania, May ( <i>T. H.</i> )                                | Seebohm Coll.                       |
| 5. Pomerania, May ( <i>T. H.</i> )                                | Seebohm Coll.                       |
| 7. Pomerania, 26th June ( <i>T. H.</i> )                          | Seebohm Coll.                       |
| 4. Oschatz, Saxony, 28th April.                                   | W. Radcliffe Saunders, Esq.<br>[P.] |
| 4. Oslawan, Austria, June ( <i>W. R. S.</i> )                     | W. Radcliffe Saunders, Esq.<br>[P.] |
| 4. Oslawan, June ( <i>W. R. S.</i> )                              | W. Radcliffe Saunders, Esq.<br>[P.] |
| 4. Oslawan, June ( <i>W. R. S.</i> )                              | W. Radcliffe Saunders, Esq.<br>[P.] |
| 4. Oslawan, June ( <i>W. R. S.</i> )                              | W. Radcliffe Saunders, Esq.<br>[P.] |
| 4. Oslawan, June ( <i>W. R. S.</i> )                              | W. Radcliffe Saunders, Esq.<br>[P.] |
| 4. Oslawan, June ( <i>W. R. S.</i> )                              | W. Radcliffe Saunders, Esq.<br>[P.] |
| 5. Oslawan, June ( <i>W. R. S.</i> )                              | W. Radcliffe Saunders, Esq.<br>[P.] |
| 6. Near Samiria, Palestine, 12th April ( <i>H. B. Tristram.</i> ) | Crowley Bequest.                    |
| 4. Amur River, E. Siberia.  | Crowley Bequest.                    |

Clutches containing an egg of the Cuckoo (*Cuculus canorus*).

- |                                       |                                     |
|---------------------------------------|-------------------------------------|
| 5. Scarborough, Yorkshire, 13th May.  | W. Radcliffe Saunders, Esq.<br>[P.] |
| 3. Shifnal, Shropshire, 25th May.     | W. Radcliffe Saunders, Esq.<br>[P.] |
| 2. Near Cobham, Kent, 20th June.      | W. Radcliffe Saunders, Esq.<br>[P.] |
| 2. Great Bookham, Surrey, 15th June.  | W. Radcliffe Saunders, Esq.<br>[P.] |
| 4. West Dorset, 26th May.             | W. Radcliffe Saunders, Esq.<br>[P.] |
| 4. Toller, Dorset, 29th May.          | W. Radcliffe Saunders, Esq.<br>[P.] |
| 4. Langton Herring, Dorset, 25th May. | W. Radcliffe Saunders, Esq.<br>[P.] |
| 4. Reinberg, Moravia, 2nd June.       | W. Radcliffe Saunders, Esq.<br>[P.] |

*Anthus maculatus*, *Jard.*

(Plate V. fig. 4.)

*Pipastes agilis*, *Tacz. J. f. O.* 1873, p. 84, taf. ii. figs. 22, 23, 24.*Anthus maculatus*, *Sharpe, Cat. Birds B. M.* x. p. 547 (1885); *Seebohm, Birds Japan. Enp.* p. 115 (1890); *Oates, Fauna Brit. Ind., Birds*, ii. p. 304 (1890); *id., ed. Hume, Nests & Eggs Ind. Birds*, ii. p. 209 (1890); *Nehrke, Kat. Eiersamml.* p. 92 (1899); *Dresser, Man. Pal. Birds*, pt. i. p. 212 (1902); *Sharpe, Hand-l.* v. p. 145 (1906).*Pipastes maculatus*, *Tacz. Faune Orn. Sibér. Orient.* p. 391 (1891).*Anthus trivialis maculatus*, *Hartert, Vög. Pal. Faun.* pt. iii. p. 273 (1905).

Eggs of the Eastern Tree-Pipit, of which there is a large series in the Collection, are as a rule pretty uniform in colour, and of a very broad oval shape, perfectly devoid of gloss. They are cream-coloured, smeared and eluded with pale lilac-red, over which are laid blotches of dull reddish-brown and, in the majority of the specimens, spots, lines, and hieroglyphics of very deep purplish-red. They are not unlike some of the eggs of *A. trivialis*. Three sets of eggs from Fujiyama are, however, of a very different type. In two sets the ground-colour is yellowish-white, very finely and densely spotted all over with chocolate-brown; in the third set the ground-colour is whitish or greenish-white, and equally finely marked with purplish-grey and lavender. They measure from .75 to .84 in length, and from .6 to .65 in breadth.

- |                                       |                                   |
|---------------------------------------|-----------------------------------|
| 3. Darjiling, 21st May.               | B. B. Osmaston, Esq. [P.].        |
| 4. Japan ( <i>H. Pryer</i> ).         | Seebohm Coll.                     |
| 5. Japan ( <i>H. P.</i> ).            | Seebohm Coll.                     |
| 5. Japan ( <i>H. P.</i> ).            | Seebohm Coll.                     |
| 4. Japan ( <i>H. P.</i> ).            | Seebohm Coll.                     |
| 5. Japan ( <i>H. P.</i> ).            | Seebohm Coll.                     |
| 5. Japan ( <i>H. P.</i> ).            | Seebohm Coll.                     |
| 5. Japan ( <i>H. P.</i> ).            | Seebohm Coll.                     |
| 2. Fujiyama, Hondo, Japan, 15th July. | Crowley Bequest.                  |
| 2. Fujiyama, 1st July.                | Crowley Bequest.                  |
| 4. Subashiri, Fujiyama, 1st June.     | W. Radcliffe Saunders, Esq. [P.]. |

*Anthus nilghiriensis*, *Sharpe.*

(Plate V. fig. 5.)

*Anthus nilghiriensis*, *Sharpe, Cat. Birds B. M.* x. p. 550 (1885); *Oates, Fauna Brit. Ind., Birds*, ii. p. 305 (1890); *id., ed. Hume, Nests & Eggs Ind. Birds*, ii. p. 211 (1890); *Sharpe, Hand-l.* v. p. 145 (1906).

The eggs of the Nilghiri Pipit are of a somewhat narrow oval shape and moderately glossy. The five specimens in the Collection vary considerably. Three examples are greyish-white, very densely



mottled with brown and purplish-grey; another egg is cream-coloured, densely mottled with pale reddish-brown and purplish-grey; and a fifth is pale buff, densely mottled with pale brown. They measure respectively:  $\cdot 85$  by  $\cdot 62$ ;  $\cdot 88$  by  $\cdot 61$ ;  $\cdot 8$  by  $\cdot 6$ ;  $\cdot 8$  by  $\cdot 62$ ;  $\cdot 82$  by  $\cdot 57$ .

4. Neddivatam, Nilghiri Hills, 6500 feet, May (*W. Davison*). Hume Coll.  
 1. Nilghiri Hills. Hume Coll.

### *Anthus brachyurus*, *Sunder.*

(Plate V. fig. 3.)

*Anthus brachyurus*, *Gurney, Ibis*, 1863, p. 327; *Sharpe, ed. Layard, Birds S. Africa*, p. 539 (1875-84); *id., Cat. Birds B. M.* x. p. 551 (1885); *Stark, Fauna S. Afr., Birds*, i. p. 248 (1900); *Shelley, Birds Afr.* ii. p. 303 (1900); *Sharpe, Hand-l.* v. p. 145 (1906).

The eggs of the Cape Short-tailed Pipit are of a blunt oval shape and possess very little gloss. They are white, freckled with pale brown and grey. The markings form an irregular zone round the broad end of the egg and are sparingly distributed elsewhere. Three examples measure respectively:  $\cdot 65$  by  $\cdot 52$ ;  $\cdot 68$  by  $\cdot 52$ ;  $\cdot 67$  by  $\cdot 52$ .

3. Natal. Dr. Gueinzus [C.].

### *Anthus vaalensis*, *Shelley.*

(Plate V. fig. 6.)

*Anthus gouldi*, *Gurney, Ibis*, 1860, p. 208.

*Anthus leucophrys*, *Layard, Ibis*, 1869, p. 368.

*Anthus pyrrhonotus*, *Sharpe (nec Vieill.), ed. Layard, Birds S. Africa*, p. 537 (1875-84) [pt.]; *Butler, Feilden & Reid, Zool.* 1882, p. 336; *Sharpe, Cat. Birds B. M.* x. p. 555 (1885) [pt.]; *Stark, Fauna S. Afr.*, *Birds*, i. p. 250 (1900) [pt.].

*Anthus vaalensis*, *Shelley, Birds Afr.* ii. p. 311 (1900); *Sharpe, Hand-l.* v. p. 146 (1906).

Eggs of the Tawny Plain-backed Pipit vary from an ordinary, somewhat pointed oval shape to a broad, blunt oval, and are very slightly glossy. They are whitish or cream-coloured, more or less densely speckled and mottled all over, or sometimes blotched, with brown and underlying lavender. Two eggs from Lindley differ in having all the surface-markings of a light rusty-brown or sienna. Examples measure from  $\cdot 78$  to  $\cdot 85$  in length, and from  $\cdot 58$  to  $\cdot 67$  in breadth.

7. Transvaal (*T. Ayres: Tristram Coll.*). Crowley Bequest.  
 3. 14-Streams, Vaal River, Nov. R. B. Woosnam, Esq. [C.].  
 2. Lindley, O.R.C., 22nd Dec. Major R. Sparrow [P.].  
 1. Newcastle, Natal, 10th Oct. Capt. Savile G. Reid [P.].  
 3. Newcastle, 10th Nov. (*E. A. Butler.*) Crowley Bequest.

**Anthus sordidus, Rüpp.**

(Plate V. figs. 7 &amp; 8.)

*Anthus sordidus*, *Sharpe, Cat. Birds B. M.* x. p. 560 (1885) [part.];  
*Nehrck, Kat. Eversamml.* p. 92 (1899); *Shelley, Birds Afr.* ii. p. 314  
 (1900); *Sharpe, Hand-l.* v. p. 146 (1903).

The eggs of the Dingy Rock-Pipit are of a blunt oval form, approaching the elliptical, and are but very slightly glossed. They are white, thickly mottled and blotched with deep umber-brown and underlying purplish-grey. The markings are very evenly distributed over the entire surface of the egg. Four examples measure respectively: .9 by .67; .9 by .66; .89 by .65; .92 by .67.

2. Adho Dimellus, Sokotra, 3700 feet      Royal Society [P].  
 (*W. R. Ogilvie-Grant & H. O. Forbes*).
2. Hadibu Plain, Sokotra, 15th Dec.      Royal Society [P].  
 (*W. R. O.-G. & H. O. F.*).

**Anthus cockburniæ, Oates.**

(Plate V. fig. 9.)

*Anthus sordidus*, *Sharpe (nec Rüpp.)*, *Cat. Birds B. M.* x. p. 560 (1885)  
 [part.]; *Oates, ed. Hume, Nests & Eggs Ind. Birds*, ii. p. 212 (1890).  
*Anthus cockburniæ*, *Oates, Fauna Brit. Ind., Birds*, ii. p. 305 (1890);  
*Sharpe, Hand-l.* v. p. 147 (1903).

Three eggs of the Rufous Rock-Pipit closely resemble those of *A. sordidus*; the fourth, as shown in the Plate, is of quite a different type, the ground-colour being white rather sparingly marked with small blotches and spots of purplish-brown and lilac-grey, the markings being most numerous round the large end, where they form an irregular zone. They measure respectively: .81 by .61; .87 by .62; .89 by .65; .92 by .64.

4. Nilghiri Hills, S. India (*Miss Cockburn*)      Hume Coll.

**Anthus jerdoni, Finsch.**

*Agrodroma jerdoni*, *Wardlaw Ramsay, Ibis*, 1880, p. 61.  
*Anthus jerdoni*, *Sharpe, Cat. Birds B. M.* x. p. 562 (1885); *Oates, ed. Hume, Nests & Eggs Ind. Birds*, ii. p. 212 (1890); *Sharpe, Hand-l.* v. p. 147 (1903).  
*Anthus similis*, *Oates, Fauna Brit. Ind., Birds*, ii. p. 306 (1890); *Dresser, Birds Eur.* ix. (*Suppl.*) p. 151 (1895); *id.*, *Man. Pal. Birds*, pt. i. p. 220 (1902).  
*Anthus leucophrys jerdoni*, *Hartert, Fög. Pal. Faun.* pt. iii. p. 270 (1905).

The eggs of the Brown Rock-Pipit are of a blunt oval form and very slightly glossy. They are white, rather thickly speckled and blotched with reddish-brown and purplish-grey. Five examples measure from .82 to .88 in length, and from .61 to .65 in breadth.

4. Afghanistan, 22nd June (*R. G. Seebohm Coll.*  
*Wardlaw Ramsay*).
1. Murree, N.W. Himalayas (*C. H. Hume Coll.*  
*T. Marshall*).

**Anthus richardi, Vieill.**

- Anthus richardi*, *Thien. Fortpflanz. ges. Vög.* tab. xxv. fig. 14, *a, b* (1845-54); *Hewitson, Eggs of Brit. Birds*, i. p. 175, pl. xlv. fig. iv (1856); *Dybowski, J. f. O.* 1868, p. 331; *Dresser, Birds Eur.* iii. p. 325 (1874); *Seebohm, Brit. Birds*, ii. p. 233, pl. 14 (1884); *Sharpe, Cat. Birds B. M. x.* p. 564 (1885); *Oates, Fauna Brit. Ind., Birds*, ii. p. 307 (1890); *Tacz. Faune Orn. Sibér. Orient.* p. 395 (1891); *Seebohm, Eggs of Brit. Birds*, p. 266, pl. 58 A. fig. 4 (1896); *Nehrck. Kat. Eiersamm.* p. 92 (1899); *Dresser, Man. Pal. Birds*, pt. i. p. 219 (1902); *Sharpe, Hand-l.* v. p. 147 (1906).
- Corydalla richardi*, *Baedeker, Eier Eur. Vög.* tab. 35. fig. 1 (1855-63); *Tacz. J. f. O.* 1873, p. 83, tab. ii. fig. 21.
- Anthus richardi richardi*, *Hartert, Vög. Pal. Faun.* pt. iii. p. 265 (1905).

Eggs of Richard's Pipit are almost elliptical in shape, the two ends being closely alike in colour, and moderately glossy. They are greenish-white or grey, profusely mottled with brown and underlying lavender-grey. Eight examples measure from .82 to .92 in length, and from .65 to .68 in breadth.

Four examples, forming a clutch taken by Mr. Rickett, are smaller, and instead of being densely mottled are distinctly spotted and blotched. They measure .8 by .6.

3. Darasun, Dauria, June (*Dybowski: Crowley Bequest.*  
*Friskam Coll.*).
3. Darasun, June (*Dybowski*). Seebohm Coll.
2. Turkestan (*Serertzor*). Seebohm Coll.
4. Foochow, China, 10th May. C. B. Rickett, Esq. [P.].

**Anthus striolatus, Blyth.**

(Plate V. fig. 15.)

- Corydalla striolata*, *Leyge, Birds Ceylon*, p. 628 (1879).
- Anthus striolatus*, *Sharpe, Cat. Birds B. M. x.* p. 568 (1885); *Oates, Fauna Brit. Ind., Birds*, ii. p. 308 (1890); *Sharpe, Hand-l.* v. p. 147 (1906).

The two eggs of Blyth's Pipit are of a blunt oval shape and very glossy. They are creamy-white, densely and finely freckled with yellowish-brown and very pale underlying lavender. They measure respectively: .85 by .64; .84 by .63.

2. Nilghiri Hills, S. India, 16th May. Hume Coll.

**Anthus campestris (Linn.).**

- Anthus campestris*, *Thien. Fortpflanz. ges. Vög.* tab. xxv. fig. 13. *a-c* (1845-54); *Dresser, Birds Eur.* iii. p. 317 (1874); *Seebohm, Brit. Birds*, ii. p. 239, pl. 14 (1884); *Sharpe, Cat. Birds B. M. x.* p. 569 (1885); *Seebohm, Eggs of Brit. Birds*, p. 267 (1896); *Nehrck. Kat. Eiersamm.* p. 92 (1899); *Dresser, Man. Pal. Birds*, pt. i. p. 218 (1902); *Sharpe, Hand-l.* v. p. 147 (1906).

- Corydalla campestris*, *Baedecker, Eier Eur. Vög.* tab. 35. fig. 2 (1855-63).  
*Anthus rufescens*, *Salvin, Ibis*, 1859, p. 310.  
*Agrodromas campestris*, *Saunders, Ibis*, 1871, p. 216.  
*Anthus campestris campestris*, *Hartert, Vög. Pal. Faun.* pt. iii. p. 267 (1905).

The eggs of the Tawny Pipit are generally of a broad oval form, frequently pointed, sometimes blunt, and many specimens are highly glossy. The ground-colour varies from white to pale greenish- or greyish-white. The markings are of two general types. In one type, the egg is thickly marked with fine distinct and roundish dots of purplish-brown and underlying lavender. In the second type, the surface is streaked and blotched, rather coarsely, with umber-brown or reddish-brown and underlying lavender or purplish-grey. These are the two extreme types, and intermediate forms between them are of common occurrence. Specimens measure from .78 to .93 in length, and from .58 to .7 in breadth.

- |    |   |                                     |
|----|---|-------------------------------------|
| 4. | Valkenswaard, Hollaud, 29th May<br>( <i>H. Seebohm</i> ).           | Seebohm Coll.                       |
| 5. | Granada, Spain, 27th May ( <i>H. Saunders</i> ).                    | Seebohm Coll.                       |
| 4. | Seville, Spain ( <i>A. Ruiz</i> ).                                  | Seebohm Coll.                       |
| 2. | Colmenar, Malaga, Spain, 30th May<br>( <i>H. Saunders</i> ).        | Seebohm Coll.                       |
| 2. | Colmenar ( <i>H. S.</i> ).  | Seebohm Coll.                       |
| 3. | Parnassus, Greece, 21st May ( <i>T. Krüper</i> ).                   | Seebohm Coll.                       |
| 3. | Parnassus, 24th May ( <i>T. K.</i> ).                               | Seebohm Coll.                       |
| 4. | Athens, 1st June ( <i>T. K.</i> ).                                  | Seebohm Coll.                       |
| 2. | Hüleh, Waters of Merom, 27th May<br>( <i>H. B. Tristram</i> ).      | Crowley Bequest.                    |
| 3. | Near Jerusalem, Palestine, 26th<br>April ( <i>H. B. T.</i> ).       | Crowley Bequest.                    |
| 2. | Kuldja, Mongolia ( <i>Nehr Korn Coll.</i> ).                        | Crowley Bequest.                    |
| 2. | Madracen, Algeria, 30th May<br>( <i>O. Salvin</i> ).                | Salvin-Godman Coll.                 |
| 1. | Madracen, 30th May ( <i>H. B. T.</i> ).                             | Crowley Bequest.                    |
| 1. | Chemora, Algeria, 19th May ( <i>O. S.</i> ).                        | Salvin-Godman Coll.                 |
| 3. | Ain Djendeli, Algeria, 11th May<br>( <i>O. S.</i> ).                | Salvin-Godman Coll.                 |
| 2. | Ain Djendeli, 13th May ( <i>O. S.</i> ).                            | Salvin-Godman Coll.                 |
| 1. | Ain Djendeli, 18th May ( <i>O. S.</i> ).                            | Salvin-Godman Coll.                 |
| 5. | Ain Djendeli, 29th May ( <i>O. S.</i> ).                            | Salvin-Godman Coll.                 |
| 2. | Ain Djendeli, 14th May ( <i>O. S.</i> :<br><i>Tristram Coll.</i> ). | Crowley Bequest.                    |
| 5. | Ain Djendeli, 14th May ( <i>O. S.</i> :<br><i>Tristram Coll.</i> ). | Crowley Bequest.                    |
| 2. | Ain Djendeli, 18th May ( <i>O. S.</i> :<br><i>Tristram Coll.</i> ). | Crowley Bequest.                    |
| 5. | Brandenburg ( <i>Dresser Coll.</i> ).                               | W. Radcliffe Saunders, Esq.<br>[P.] |
| 4. | Brandenburg, 2nd June.  | W. Radcliffe Saunders, Esq.<br>[P.] |
| 2. | Halle, Saxony, 20th June.   | W. Radcliffe Saunders, Esq.<br>[P.] |

- |  |                                     |
|--|-------------------------------------|
| 3. Frankfurt, Main, 28th May.                              | W. Radcliffe Saunders, Esq.<br>[P.] |
| 5. Mostar, Herzegovina, 15th June<br>( <i>O. Reiser</i> ). | W. Radcliffe Saunders, Esq.<br>[P.] |
| 3. Albania, 16th May ( <i>O. R.</i> ).                     | W. Radcliffe Saunders, Esq.<br>[P.] |
| 4. Albania, 18th May.                                      | W. Radcliffe Saunders, Esq.<br>[P.] |

Clutch containing an egg of the Cuckoo (*Cuculus canorus*).

- |  |                                     |
|--|-------------------------------------|
| 2. Szigetcsép, Hungary, 19th June<br>( <i>F. A. Cerwa</i> ). | W. Radcliffe Saunders, Esq.<br>[P.] |
|--|-------------------------------------|

Clutch containing an egg of the Crested Lark (*Galerida cristata*).

- |   |                                     |
|---|-------------------------------------|
| 4. Szigetcsép, Hungary, 15th June<br>( <i>F. A. C.</i> ). | W. Radcliffe Saunders, Esq.<br>[P.] |
|---|-------------------------------------|

### *Anthus rufulus*, Vieill.

(Plate V. figs. 10-12.)

*Corydalla rufula*, Legge, *Birds Ceylon*, p. 625 (1879).

*Anthus caffer*, Butler, Feilden & Reid, *Zool.* 1882, p. 335.

*Anthus rufulus*, Sharpe, *Cat. Birds B. M.* x. p. 574 (1885); *Oates, Fauna Brit. Ind.*, *Birds*, ii. p. 308 (1890); *id.*, ed. Hume, *Nests & Eggs Ind. Birds*, ii. p. 213 (1890); Stark, *Fauna S. Afr.*, *Birds*, i. p. 251 (1900); Shelley, *Birds Afr.* ii. p. 319 (1900); Sharpe, *Hand-l.* v. p. 148 (1906).

The eggs of the Small Rufous Pipit vary in form from a narrow pointed to a broad oval, and exhibit a small amount of gloss. They are white or greyish, marked in various ways with different tints of brown, reddish-brown, purplish-red, and underlying lavender or lilac. In many specimens the markings are all small and distinct; in others they are large and blotchy, and between these extremes many variations of pattern occur, but in every case a large amount of the ground-colour remains visible. The markings are often larger and closer together at the broad end than elsewhere, but they seldom form any well-defined cap. Specimens measure from .75 to .86 in length, and from .57 to .63 in breadth.

- |  |                           |
|--|---------------------------|
| 5. Ladysmith, Natal, S. Africa, 18th<br>Nov.                                   | Capt. Savile G. Reid [P.] |
| 3. Sunday River, Natal, 17th Nov.  | Capt. Savile G. Reid [P.] |
| 2. Saharanpur, N.W. Provs., India,<br>24th March ( <i>G. F. L. Marshall</i> ). | Hume Coll.                |
| 3. Sikhim Terai, 10th March.   | Hume Coll.                |
| 3. Sikhim Terai, 3rd April.  | Hume Coll.                |
| 3. Sikhim Terai, 9th April.  | Hume Coll.                |
| 2. Sikhim Terai, 20th April.   | Hume Coll.                |
| 2. Sikhim Terai, 25th April.   | Hume Coll.                |
| 3. Sikhim Terai, 28th April.   | Hume Coll.                |
| 3. Sikhim Terai, 29th April.   | Hume Coll.                |
| 3. Sikhim Terai, 1st May.  | Hume Coll.                |
| 5. Sikhim Terai, 4th May.  | Hume Coll.                |
| 1. Sikhim Terai, 9th May.  | Hume Coll.                |

- |   |                            |
|---|----------------------------|
| 5. Sikhim Terai, 12th May.  | Hume Coll.                 |
| 3. Sikhim Terai, 18th May.  | Hume Coll.                 |
| 2. Raipur, C. Provs., 15th April<br>( <i>F. R. Blewitt</i> ).         | Hume Coll.                 |
| 1. Belgaum, 19th April ( <i>E. A. Butler</i> ).                       | Hume Coll.                 |
| 4. Belgaum, 23rd April ( <i>E. A. B.</i> ).                           | Hume Coll.                 |
| 1. Belgaum, 9th May ( <i>E. A. B.</i> ).                              | Hume Coll.                 |
| 1. Belgaum, 10th May ( <i>E. A. B.</i> ).                             | Hume Coll.                 |
| 1. Belgaum, 14th June ( <i>E. A. B.</i> ).                            | Hume Coll.                 |
| 3. Belgaum, 26th June ( <i>E. A. B.</i> ).                            | Hume Coll.                 |
| 5. Wynaad, S. India.  | Hume Coll.                 |
| 4. Nilghiri Hills.  | Hume Coll.                 |
| 2. Kotagherry, Nilghiri Hills, 5th<br>April ( <i>Miss Cockburn</i> ). | Hume Coll.                 |
| 1. Kotagherry, 15th April ( <i>Miss<br/>Cockburn</i> ).               | Hume Coll.                 |
| 2. Kotagherry, 3rd May ( <i>Miss<br/>Cockburn</i> ).                  | Hume Coll.                 |
| 3. Kotagherry, 10th May ( <i>Miss<br/>Cockburn</i> ).                 | Hume Coll.                 |
| 2. Klang, Malay Peninsula, 29th<br>March ( <i>W. Davison</i> ).       | Hume Coll.                 |
| 1. Klang, 3rd April ( <i>W. D.</i> ).                                 | Hume Coll.                 |
| 3. Klang, 23rd April ( <i>W. D.</i> ).                                | Hume Coll.                 |
| 2. Biserat, Jalor, 18th July.   | H. C. Robinson, Esq. [P.]. |

### *Anthus pratensis* (Linn.).

*Anthus pratensis*. *Thien. Fortypflanz. ges. Vög.* tab. xxv. fig. 8, *a-c* (1845-54); *Baedeker. Eier Eur. Vög.* tab. 35. fig. 5 (1855-63); *Hewitson, Eggs of Brit. Birds*, i. p. 173, pl. xlv. figs. i & ii (1856); *Dresser, Birds Eur.* iii. p. 285 (1874); *Seebohm & Harvie-Brown, Ibis*, 1876, p. 121; *Seebohm, Brit. Birds*, ii. p. 224, pl. 14 (1884); *Sharpe, Cat. Birds B. M.* x. p. 580 (1885); *Seebohm, Eggs of Brit. Birds*, p. 264, pl. 58A. figs. 9 & 10 (1896); *Dresser, Man. Pal. Birds*, pt. i. p. 210 (1902); *Radcliffe Saunders, Bull. B. O. C.* xiv. no. ciii. p. 42 (1904); *Hartert, Vög. Pal. Faun.* pt. iii. p. 275 (1905); *Sharpe, Hand-l.* v. p. 148 (1906).

The eggs of the Meadow-Pipit are, for the most part, of a pointed oval shape and moderately glossy. The ground-colour varies from greyish- or brownish-white to pale stone-colour and sometimes it is pale blue. The markings on the majority of the eggs are of various shades of brown and underlying lavender or purplish-grey. On some specimens they are very dense and form a confluent mass, concealing nearly the whole of the ground-colour; and on others they are comparatively sparse and separate, permitting quite half of the ground-colour to be seen. Some examples are almost uniformly of a stone-colour, marked with a few spots and fine hair-lines of dark brown or black; others are very faintly mottled all over with minute streaks and dots. A clutch of five eggs taken at Seasalter, Faversham, are very abnormal in coloration. They are almost uniform pale blue, with a few spots, blotches, or hair-streaks of yellowish-brown, purple-brown, and lilac-grey, mostly confined to

the larger end. Specimens measure from ·75 to ·85 in length, and from ·53 to ·63 in breadth.

- |   |                         |
|---|-------------------------|
| 5. Farøe Islands, 10th May ( <i>H. C. Müller</i> ).             | Seebohm Coll.           |
| 3. Farøe Islands, 25th May ( <i>H. C. M.</i> ).                 | Seebohm Coll.           |
| 5. Farøe Islands, 28th May ( <i>H. C. M.</i> ).                 | Seebohm Coll.           |
| 5. Farøe Islands, 31st May ( <i>H. C. M.</i> ).                 | Seebohm Coll.           |
| 5. Farøe Islands, 12th June ( <i>H. C. M.</i> ).                | Seebohm Coll.           |
| 6. Farøe Islands, 14th June ( <i>H. C. M.</i> ).                | Seebohm Coll.           |
| 6. Farøe Islands, 26th June ( <i>H. C. M.</i> ).                | Seebohm Coll.           |
| 5. Farøe Islands ( <i>H. C. M.: Hargitt Coll.</i> ).            | Seebohm Coll.           |
| 5. Farøe Islands ( <i>H. C. M.: Hargitt Coll.</i> ).            | Seebohm Coll.           |
| 4. Farøe Islands, 4th May ( <i>H. C. M.: Hargitt Coll.</i> ).   | Seebohm Coll.           |
| 5. Farøe Islands, 15th May ( <i>H. C. M.: Hargitt Coll.</i> ).  | Seebohm Coll.           |
| 5. Farøe Islands, 13th June ( <i>H. C. M.: Hargitt Coll.</i> ). | Seebohm Coll.           |
| 6. Farøe Islands, 14th June ( <i>H. C. M.: Hargitt Coll.</i> ). | Seebohm Coll.           |
| 5. Farøe Islands, 16th June ( <i>H. C. M.: Hargitt Coll.</i> ). | Seebohm Coll.           |
| 6. Farøe Islands, 24th June ( <i>H. C. M.: Hargitt Coll.</i> ). | Seebohm Coll.           |
| 4. Cluny, Ross-shire ( <i>Hargitt Coll.</i> ).                  | Seebohm Coll.           |
| 3. Cluny ( <i>Hargitt Coll.</i> ).                              | Seebohm Coll.           |
| 4. Cluny, 20th May ( <i>Hargitt Coll.</i> ).                    | Seebohm Coll.           |
| 4. Cluny, 28th May ( <i>Hargitt Coll.</i> ).                    | Seebohm Coll.           |
| 4. Cluny, 28th May ( <i>Hargitt Coll.</i> ).                    | Seebohm Coll.           |
| 5. Loch Luine, Ross-shire, 19th May ( <i>Hargitt Coll.</i> ).   | Seebohm Coll.           |
| 4. Glen Luine, 19th May ( <i>Hargitt Coll.</i> ).               | Seebohm Coll.           |
| 4. Glen Luine, 19th May ( <i>Hargitt Coll.</i> ).               | Seebohm Coll.           |
| 5. Glen Luine, 19th May ( <i>Hargitt Coll.</i> ).               | Seebohm Coll.           |
| 3. Loch Luichart, Ross-shire ( <i>Hargitt Coll.</i> ).          | Seebohm Coll.           |
| 4. Loch Luichart ( <i>Hargitt Coll.</i> ).                      | Seebohm Coll.           |
| 4. Loch Luichart ( <i>Hargitt Coll.</i> ).                      | Seebohm Coll.           |
| 5. Loch End, Inverness, 1st June ( <i>Hargitt Coll.</i> ).      | Seebohm Coll.           |
| 4. Coquet Island, Northumberland, 16th June.                    | Salvin-Godman Coll.     |
| 1. Castle Eden, Durham ( <i>Tristram Coll.</i> ).               | Crowley Bequest.        |
| 1. Appleby, Westmorland.  | L. Johnston, Esq. [P.]. |
| 4. Cambridge-shire.   | F. Bond, Esq. [P.].     |
| 4. Thetford, Norfolk.   | Salvin-Godman Coll.     |
| 1. Kimberley, Norfolk ( <i>J. H. Gurney: Tristram Coll.</i> ).  | Crowley Bequest.        |
| 4. Haddenham, Bucks.  | Salvin-Godman Coll.     |
| 2. Maidenhead, Berkshire, 18th May.                             | Old Collection.         |

- |  |                                     |
|--|-------------------------------------|
| 5. Seasalter, Faversham, Kent, 26th May ( <i>H. T. Booth</i> ).                          | W. Radcliffe Saunders, Esq.<br>[P.] |
| 3. Churt, Kent ( <i>Smithers</i> ).  | Crowley Bequest.                    |
| 3. Churt ( <i>Smithers</i> ).  | Crowley Bequest.                    |
| 6. Churt ( <i>Smithers</i> ).  | Crowley Bequest.                    |
| 5. Reigate, Surrey, 18th May.  | W. Radcliffe Saunders, Esq.<br>[P.] |
| 5. Brighton, Sussex, June.   | Dr. R. Bowdler Sharpe [P.]          |
| 4. Wolmer Forest, Hants, 28th April.   | Col. H. W. Feilden [P.]             |
| 4. Ringwood, Hants, 18th April ( <i>S. H. Wallis</i> ).                                  | W. Radcliffe Saunders, Esq.<br>[P.] |
| 4. Rockfield, Monmouth, June.  | W. Radcliffe Saunders, Esq.<br>[P.] |
| 3. Hallingsdal, Norway, June ( <i>R. Collett</i> ).                                      | Seebohm Coll.                       |
| 4. Valkenswaard, Holland, 26th May.  | Seebohm Coll.                       |
| 5. East Pomerania, 25th April ( <i>T. Holland</i> ).                                     | Seebohm Coll.                       |
| 5. East Pomerania, 14th May ( <i>T. H.</i> ).  | Seebohm Coll.                       |
| 6. East Pomerania, 20th May ( <i>T. H.</i> ).  | Seebohm Coll.                       |
| 4. East Pomerania, May ( <i>T. H.</i> ).   | Seebohm Coll.                       |
| 5. Petchora River, N. Lat. 68°, 3rd July ( <i>H. Seebohm &amp; J. A. Harvie-Brown</i> ). | Seebohm Coll.                       |
| 4. Southery Manor, near Downham, Norfolk, 10th May.                                      | W. Radcliffe Saunders, Esq.<br>[P.] |
| 4. Southery Manor, 29th May.   | W. Radcliffe Saunders, Esq.<br>[P.] |

Clutches containing an egg of the Cuckoo (*Cuculus canorus*).

- |  |                                     |
|--|-------------------------------------|
| 2. Scotstown Moor, Aberdeenshire, 1st June.                                  | W. Radcliffe Saunders, Esq.<br>[P.] |
| 4. Carlisle, Cumberland, 17th May.   | W. Radcliffe Saunders, Esq.<br>[P.] |
| 5. Carlisle, 3rd June.   | W. Radcliffe Saunders, Esq.<br>[P.] |
| 5. Burnley, Lancashire, 5th June.  | W. Radcliffe Saunders, Esq.<br>[P.] |
| 5. Scarborough, Yorkshire, 30th May.   | W. Radcliffe Saunders, Esq.<br>[P.] |
| 2. Lakenheath, Suffolk, 28th May.  | W. Radcliffe Saunders, Esq.<br>[P.] |
| 4. Hayes Common, Kent, 20th June.  | W. Radcliffe Saunders, Esq.<br>[P.] |
| 3. New Forest, Hants, 13th June.   | W. Radcliffe Saunders, Esq.<br>[P.] |
| 3. Wyke Regis, Dorset, 29th May.   | W. Radcliffe Saunders, Esq.<br>[P.] |
| 3. Dolwyddelen, Carnarvonshire, N. Wales, 15th May ( <i>R. W. Calvert</i> ). | W. Radcliffe Saunders, Esq.<br>[P.] |

Clutch containing two eggs of the Cuckoo (*Cuculus canorus*).

- |  |                                     |
|--|-------------------------------------|
| 2. Wicken Fen, Cambridgeshire, 3rd June. | W. Radcliffe Saunders, Esq.<br>[P.] |
|--|-------------------------------------|



**Anthus cervinus (Pall.).**

*Anthus rufogularis*, *Baedeker, Eier Eur. Vög.* tab. 35. fig. 7 (1855-63).  
*Anthus cervinus*, *Dresser, Birds Eur.* iii. p. 299 (1874); *Bree, Birds Eur.* 2nd ed. iii. p. 98, pl. (1875); *Seebohm & Harvie-Brown, Ibis*, 1876, p. 122; *Seebohm, Ibis*, 1878, p. 342; *id., Brit. Birds*, ii. p. 2-9, pl. 14 (1884); *Sharpe, Cat. Birds B. M.* x. p. 585 (1885); *Seebohm, Eggs of Brit. Birds*, p. 265, pl. 58 A. figs. 11 & 12 (1896); *Pearson, Ibis*, 1898, p. 192; *Newton, Ootheca Wolleyana*, pt. ii. p. 369, pl. xi. figs. 7-12 (1902); *Dresser, Man. Pal. Birds*, pt. i. p. 213 (1902); *Hartert, Vög. Pal. Faun.* pt. iii. p. 277 (1905); *Sharpe, Hand-l.* v. p. 148 (1906).

The eggs of the Red-throated Pipit appear to be as varied as those of *A. trivialis*, and they bear a close general resemblance to them and may be divided into the same number of types. Some of the eggs also resemble those of *A. pratensis*. They measure from .7 to .83 in length, and from .54 to .63 in breadth.

- |   |                                     |
|---|-------------------------------------|
| 5. Varanger Fjord, Norway, 15th June ( <i>Nordvi</i> ).                                   | Seebohm Coll.                       |
| 5. Varanger Fjord, 24th June ( <i>Nordvi</i> ).   | Seebohm Coll.                       |
| 6. Varanger Fjord, 18th June.   | W. Radcliffe Saunders, Esq.<br>[P.] |
| 1. Varanger Fjord, 30th June ( <i>J. Wolley: Tristram Coll.</i> ).                        | Crowley Bequest.                    |
| 6. Vadsö, 24th June.  | W. Radcliffe Saunders, Esq.<br>[P.] |
| 3. Lapland.   | Crowley Bequest.                    |
| 1. Lapland, 29th June.  | Salvin-Godman Coll.                 |
| 5. Lapland, 27th May.   | W. Radcliffe Saunders, Esq.<br>[P.] |
| 6. Lapland, 12th June.  | W. Radcliffe Saunders, Esq.<br>[P.] |
| 3. Tornea, Lapland, 6th June.   | W. Radcliffe Saunders, Esq.<br>[P.] |
| 6. Tornea, 11th June.   | W. Radcliffe Saunders, Esq.<br>[P.] |
| 6. Finmark, June.   | Seebohm Coll.                       |
| 5. Finmark, June.   | Seebohm Coll.                       |
| 4. East Finmark, June ( <i>J. Wolley: Tristram Coll.</i> ).                               | Crowley Bequest.                    |
| 6. East Finmark, 3rd June ( <i>E. Homberg: Dresser Coll.</i> ).                           | Crowley Bequest.                    |
| 6. Petchora River, 68° N. Lat., 21st June ( <i>H. Seebohm &amp; J. A. Harvie-Brown</i> ). | Seebohm Coll.                       |
| 4. Petchora River, 68° N. Lat., 23rd June ( <i>H. S. &amp; J. A. H.-B.</i> ).             | Seebohm Coll.                       |
| 4. Petchora River, 68° N. Lat., 23rd June ( <i>H. S. &amp; J. A. H.-B.</i> ).             | Seebohm Coll.                       |
| 5. Petchora River, 68° N. Lat., 27th June ( <i>H. S. &amp; J. A. H.-B.</i> ).             | Seebohm Coll.                       |
| 5. Yenesei River, 70½° N. Lat., 5th July ( <i>H. Seebohm</i> ).                           | Seebohm Coll.                       |

5. Yenesei River,  $70\frac{1}{2}^{\circ}$  N. Lat., 16th July (*H. S.*)      Seebohm Coll.  
 3. Yenesei River,  $70\frac{1}{2}^{\circ}$  N. Lat., July (*H. S.*)      Seebohm Coll.

Clutch containing an egg of the Cuckoo (*Cuculus canorus*).

2. Lapland, 15th June.      W. Radcliffe Saunders, Esq. [P.]

***Anthus rosaceus*, Hodgk.**

(Plate V. figs. 13 & 14.)

*Anthus rosaceus*, *Sharpe, Cat. Birds B. M.* x. p. 589 (1885); *Oates, Fauna Brit. Ind., Birds*, ii. p. 311 (1890); *id.*, ed. *Hume, Nests & Eggs Ind. Birds*, ii. p. 216 (1890); *Hartert, Nov. Zool.* i. p. 672 (1894); *Osmaston, Journ. Bomb. Nat. Hist. Soc.* xi. p. 70 (1897); *Nehrk. Kat. Eiersamml.* p. 93 (1899); *Dresser, Man. Pal. Birds*, pt. i. p. 215 (1902); *Sharpe, Hand-l.* v. p. 148 (1906).  
*Anthus roseatus*, *Hartert, Vög. Pal. Faun.* pt. iii. p. 279 (1905).

An egg of Hodgson's Pipit, taken by Mandelli, is of a narrow oval form and almost devoid of gloss. It is greyish-white, thickly freckled all over with pale brown. It measures  $\cdot 85$  by  $\cdot 6$ .

Three eggs in the Crowley Collection are greyish-white, thickly mottled all over with dark brown or chocolate-brown. They measure respectively  $\cdot 8$  by  $\cdot 6$ ;  $\cdot 8$  by  $\cdot 58$ ;  $\cdot 79$  by  $\cdot 58$ .

1. Darjiling, Sikhim, 19th May      Hume Coll.  
     (*L. Mandelli*).  
 3. Koko Nor, Tibet.      Crowley Bequest.

***Anthus bertheloti*, Bolle.**

*Anthus bertheloti*, *Dresser, Birds Eur.* iii. p. 291 (1874); *Sharpe, Cat. Birds B. M.* x. p. 591 (1885); *Reid, Ibis*, 1887, p. 433; *Koenig, J. f. O.* 1890, p. 278, taf. viii. fig. 7; *Nehrk. Kat. Eiersamml.* p. 93 (1899); *Dresser, Man. Pal. Birds*, pt. i. p. 211 (1902) [part.]; *Sharpe, Hand-l.* v. p. 148 (1906).

*Anthus berthelotii berthelotii*, *Hartert, Vög. Pal. Faun.* pt. iii. p. 270 (1905).

Eggs of the Canarian Pipit are of a regular oval form and have little or no gloss. They vary greatly in colour and markings. The eggs of one clutch are greyish-white, mottled with pale greyish-brown and lavender; those of a second clutch are white, spotted and blotched with pale umber-brown and lavender; a third type has the ground-colour creamy-white thickly mottled with umber-brown; a fourth has the markings purplish-brown or grey. The markings are often denser at the broad end, where they form a zone. Examples measure from  $\cdot 75$  to  $\cdot 82$  in length, and from  $\cdot 55$  to  $\cdot 6$  in breadth.

4. Canary Islands.      W. Radcliffe Saunders, Esq. [P.]

- |   |                                      |
|---|--------------------------------------|
| 1. Tenerife, Canary Is. ( <i>Kutter Coll.</i> ).                              | Crowley Bequest.                     |
| 2. Tenerife.  | Capt. Savile G. Reid [P.].           |
| 3. Tenerife.  | Capt. Savile G. Reid [P.].           |
| 4. Tenerife, 18th March ( <i>R. Gomez</i> ).                                  | W. Radcliffe Saunders, Esq.<br>[P.]. |
| 3. Tenerife ( <i>R. G.</i> ).   | W. Radcliffe Saunders, Esq.<br>[P.]. |
| 4. Fuertaventura, Canary Is., March<br>( <i>P. Rendall: Tristram Coll.</i> ). | Crowley Bequest.                     |
| 4. Fuertaventura, March ( <i>P. R.:</i><br><i>Tristram Coll.</i> ).           | Crowley Bequest.                     |

### *Anthus madeirensis*, *Hartert*.

- Anthus bertheloti*, *Sharpe, Cat. Birds B. M.* x. p. 591 (1885) [part.].  
*Anthus bertheloti madeirensis*, *Hartert, Vög. Pal. Faun.* pt. iii. p. 271  
 (1905).  
*Anthus madeirensis*, *Sharpe, Hand-l.* v. p. 149 (1906).

Eggs of the Madeiran Pipit are indistinguishable from those of the grey-mottled form of *A. bertheloti*.

- |  |                                      |
|--|--------------------------------------|
| 4. Porto Santo Is., Madeira, 20th Feb.<br>( <i>Pe. E. Schmitz</i> ). | W. Radcliffe Saunders, Esq.<br>[P.]. |
| 4. Porto Santo Is., 17th May ( <i>Pe. E. S.</i> ).                   | W. Radcliffe Saunders, Esq.<br>[P.]. |

### *Anthus spinoletta* (*Linn.*).

- Anthus spinoletta*, *Baedecker, Eier Eur. Vog.* tab. 35 fig. 3 (1855-63);  
*Dresser, Birds Eur.* iii. p. 335 (1874); *Seeböhm, Brit. Birds*, ii. p. 248,  
 pl. 14 (1884); *Oates, Fauna Brit. Ind., Birds*, ii. p. 312 (1890);  
*Seeböhm, Eggs of Brit. Birds*, p. 268, pl. 58 A. fig. 16 (1896).  
*Anthus spinoletta*, *Sharpe, Cat. Birds B. M.* x. p. 502 (1885); *Dresser,*  
*Man. Pal. Birds*, pt. i. p. 214 (1902); *Sharpe, Hand-l.* v. p. 149 (1906).  
*Anthus spinoletta spinoletta*, *Hartert, Vög. Pal. Faun.* pt. iii. p. 279  
 (1905).

The eggs of the Water-Pipit cannot be separated from those of the Rock-Pipit (*A. obscurus*) described below. They measure from .78 to .9 in length, and from .55 to .63 in breadth.

- |  |                                      |
|--|--------------------------------------|
| 2. Central Europe.   | Old Collection.                      |
| 4. Switzerland ( <i>Tristram Coll.</i> ).                    | Crowley Bequest.                     |
| 2. Switzerland.  | Crowley Bequest.                     |
| 4. Berne, Switzerland.                                       | Seeböhm Coll.                        |
| 4. Jura Alps.  | Seeböhm Coll.                        |
| 4. Jura Alps, 2nd May ( <i>W. Schläpfer</i> ).               | Seeböhm Coll.                        |
| 5. Jura Alps, 8th May ( <i>W. S.</i> ).                      | Seeböhm Coll.                        |
| 5. Jura Alps, 21st May ( <i>W. S.</i> ).                     | Seeböhm Coll.                        |
| 3. Silesia, S. Prussia ( <i>Bidwell Coll.</i> ).             | Crowley Bequest.                     |
| 2. Maglai, Bosnia, 23rd June ( <i>O.</i><br><i>Reiser</i> ). | W. Radcliffe Saunders, Esq.<br>[P.]. |
| 2. Sarajevo, Bosnia, 6th July ( <i>O. R.</i> ).              | W. Radcliffe Saunders, Esq.<br>[P.]. |

**Anthus blakistoni**, *Swinh.*

(Plate V. fig. 21.)

*Anthus blakistoni*, *Swinhoe*, *P. Z. S.* 1863, p. 90; *Sharpe*, *Hand-l.* v. p. 149 (1906).

*Anthus spinoletta blakistoni*, *Hartert*, *Vög. Pal. Faun.* pt. iii. p. 282 (1905).

Eight eggs of Blakiston's Pipit vary from a broad to a rather pointed oval shape and are slightly glossy. The ground-colour is whitish, clouded, mottled, and blotched with brown. In the set of eggs from the Pamir the markings are somewhat sparingly distributed; while in those from Japan they are dense and obscure much of the ground-colour, especially towards the larger end. They vary from  $\cdot 78$  to  $\cdot 8$  in length, and from  $\cdot 56$  to  $\cdot 62$  in breadth.

- |   |                                  |
|---|----------------------------------|
| 5. Gulcha, Pamir, Central Asia, 24th May. | St. George Littledale, Esq. [P.] |
| 3. Fujiyama, Hondo, Japan, 10th July.     | W. Radcliffe Saunders, Esq. [P.] |

**Anthus pennsylvanicus** (*Lath.*).

*Anthus ludovicianus*, *Coues*, *Birds N.-West*, p. 40 (1874); *Baird*, *Brewer & Ridgw. N. Amer. Birds*, i. p. 171 (1874); *Dresser*, *Birds Eur.* iii. p. 331 (1878); *Salv. & Godm. Biol. Centr.-Amer., Aves*, i. p. 108 (1880).

*Anthus spinoletta*, var. *ludovicianus*, *Seebohm*, *Brit. Birds*, ii. p. 249, pl. 14 (1884).

*Anthus pennsylvanicus*, *Sharpe*, *Cat. Birds B. M.* x. p. 596 (1885); *Nehrk. Kat. Eiersamml.* p. 93 (1899); *Sharpe*, *Hand-l.* v. p. 149 (1906).

*Anthus spinoletta pensilvanica*, *Hartert*, *Vög. Pal. Faun.* pt. iii. p. 282 (1905).

The eggs of the American Pipit are inseparable from those of *A. spinoletta* and *A. obscurus*. They vary from  $\cdot 72$  to  $\cdot 9$  in length, and from  $\cdot 6$  to  $\cdot 63$  in breadth.

- |   |                                  |
|---|----------------------------------|
| 2. North America.   | Old Collection.                  |
| 2. Hudson's Bay.  | Gould Coll.                      |
| 4. Labrador.  | Seebohm Coll.                    |
| 2. Labrador.  | Seebohm Coll.                    |
| 2. Labrador.  | Seebohm Coll.                    |
| 5. Labrador.  | Seebohm Coll.                    |
| 10. Labrador ( <i>Tristram Coll.</i> ).                                 | Crowley Bequest.                 |
| 3. Mt. Evans, Clear Creek Co., Colorado, 25th June ( <i>E. Lewis</i> ). | W. Radcliffe Saunders, Esq. [P.] |

**Anthus obscurus** (*Lath.*).

*Anthus aquaticus*, *Thien. Fortpflanz. ges. Vög.* tab. xxv. fig. 10, a-c (1845-54); *Hewitson*, *Eggs of Brit. Birds*, i. p. 174, pl. xlv. fig. iii (1856).

*Anthus obscurus*, *Dresser*, *Birds Eur.* iii. p. 343 (1877); *Seebohm*, *Brit. Birds*, ii. p. 244, pl. 14 (1884); *Sharpe*, *Cat. Birds B. M.* x. p. 599

(1885); *Seebohm, Eggs of Brit. Birds*, p. 267, pl. 58 A. fig. 14 (1896); *Dresser, Man. Pal. Birds*, pt. i. p. 216 (1902) [part.]; *Sharpe, Hand-l. v.* p. 149 (1906).

*Anthus spinoletta obscura*, *Hartert, Vög. Pal. Faun.* pt. iii. p. 283 (1905).

The eggs of the Rock-Pipit are of a pointed oval shape and exhibit a moderate amount of gloss. The ground-colour varies from greyish-white to very pale greyish-green, but is often almost entirely concealed from view by the markings, which consist of a profusion of small blotches, streaks, and spots of olive-brown in some eggs, and rufous-brown or plain brown in others. The density of the markings varies considerably, some eggs being nearly covered by them, and some being more distinctly marked with small blotches which allow a considerable part of the ground to be seen. On many specimens there are a few black spots and lines at the broad end. Examples measure from .8 to .95 in length, and from .6 to .66 in breadth.

- |    |  |               |
|----|--|---------------|
| 5. | Faröe Islands ( <i>H. C. Müller</i> ).                       | Seebohm Coll. |
| 3. | Faröe Islands ( <i>H. C. M.</i> ).                           | Seebohm Coll. |
| 4. | Faröe Islands ( <i>H. C. M.</i> ).                           | Seebohm Coll. |
| 5. | Faröe Islands ( <i>H. C. M.</i> ).                           | Seebohm Coll. |
| 4. | Faröe Islands, 16th May ( <i>H. C. M.</i> ).                 | Seebohm Coll. |
| 5. | Faröe Islands, 23rd May ( <i>H. C. M.</i> ).                 | Seebohm Coll. |
| 3. | Faröe Islands, 24th May ( <i>H. C. M.</i> ).                 | Seebohm Coll. |
| 3. | Faröe Islands, 26th May ( <i>H. C. M.</i> ).                 | Seebohm Coll. |
| 2. | Faröe Islands, 26th May ( <i>H. C. M.</i> ).                 | Seebohm Coll. |
| 5. | Faröe Islands, 27th May ( <i>H. C. M.</i> ).                 | Seebohm Coll. |
| 4. | Faröe Islands, 27th May ( <i>H. C. M.</i> ).                 | Seebohm Coll. |
| 5. | Faröe Islands, 4th June ( <i>H. C. M.</i> ).                 | Seebohm Coll. |
| 4. | Faröe Islands, 5th June ( <i>H. C. M.</i> ).                 | Seebohm Coll. |
| 5. | Faröe Islands, 8th June ( <i>H. C. M.</i> ).                 | Seebohm Coll. |
| 2. | Faröe Islands, 12th June ( <i>H. C. M.</i> ).                | Seebohm Coll. |
| 4. | Faröe Islands, 14th June ( <i>H. C. M.</i> ).                | Seebohm Coll. |
| 4. | Faröe Islands, 16th June ( <i>H. C. M.</i> ).                | Seebohm Coll. |
| 2. | Faröe Islands 23rd June ( <i>H. C. M.</i> ).                 | Seebohm Coll. |
| 4. | Faröe Islands, 26th June ( <i>H. C. M.</i> ).                | Seebohm Coll. |
| 3. | Faröe Islands ( <i>H. C. M. : Hargitt Coll.</i> ).           | Seebohm Coll. |
| 3. | Faröe Islands ( <i>H. C. M. : Hargitt Coll.</i> ).           | Seebohm Coll. |
| 5. | Faröe Islands ( <i>H. C. M. : Hargitt Coll.</i> ).           | Seebohm Coll. |
| 3. | Faröe Islands ( <i>H. C. M. : Hargitt Coll.</i> ).           | Seebohm Coll. |
| 4. | Faröe Islands ( <i>H. C. M. : Hargitt Coll.</i> ).           | Seebohm Coll. |
| 4. | Faröe Islands ( <i>H. C. M. : Hargitt Coll.</i> ).           | Seebohm Coll. |
| 4. | Faröe Islands ( <i>H. C. M. : Hargitt Coll.</i> ).           | Seebohm Coll. |
| 4. | Faröe Islands, May ( <i>H. C. M. : Hargitt Coll.</i> ).      | Seebohm Coll. |
| 4. | Faröe Islands, 16th May ( <i>H. C. M. : Hargitt Coll.</i> ). | Seebohm Coll. |

5. Farøe Islands, 21st May (*H. C. M.*: Seebohm Coll.  
*Hargitt Coll.*).
2. Farøe Islands, 26th May (*H. C. M.*: Seebohm Coll.  
*Hargitt Coll.*).
4. Farøe Islands, 30th May (*H. C. M.*: Seebohm Coll.  
*Hargitt Coll.*).
4. Farøe Islands, 1st June (*H. C. M.*: Seebohm Coll.  
*Hargitt Coll.*).
4. Farøe Islands, 1st June (*H. C. M.*: Seebohm Coll.  
*Hargitt Coll.*).
3. Farøe Islands, 1st June (*H. C. M.*: Seebohm Coll.  
*Hargitt Coll.*).
5. Farøe Islands, 1st June (*H. C. M.*: Seebohm Coll.  
*Hargitt Coll.*).
3. Farøe Islands, 4th June (*H. C. M.*: Seebohm Coll.  
*Hargitt Coll.*).
3. Farøe Islands, 4th June (*H. C. M.*: Seebohm Coll.  
*Hargitt Coll.*).
5. Farøe Islands, 8th June (*H. C. M.*: Seebohm Coll.  
*Hargitt Coll.*).
4. Farøe Islands, 13th June (*H. C. M.*: Seebohm Coll.  
*Hargitt Coll.*).
3. Farøe Islands, 14th June (*H. C. M.*: Seebohm Coll.  
*Hargitt Coll.*).
4. Farøe Islands, 16th June (*H. C. M.*: Seebohm Coll.  
*Hargitt Coll.*).
5. Farøe Islands, 23rd June (*H. C. M.*: Seebohm Coll.  
*Hargitt Coll.*).
3. Farøe Islands, 23rd June (*H. C. M.*: Seebohm Coll.  
*Hargitt Coll.*).
3. Farøe Islands, 23rd May (*Hargitt Coll.*). Crowley Bequest.
5. Farøe Islands, 12th June (*Hargitt Coll.*). Crowley Bequest.
4. St. Kilda, 8th June. J. Steele Elliott, Esq. [P.].
6. Grainshore, Orkney Islands, 27th May (*J. R. Gunn*). W. Radcliffe Saunders, Esq. [P.].
5. Grainshore, 8th June (*J. R. G.*). W. Radcliffe Saunders, Esq. [P.].
3. Farne Islands. Seebohm Coll.
5. Farne Islands, 28th May. Seebohm Coll.
4. Farne Islands, 3rd June. Seebohm Coll.
5. Farne Islands, 19th June. Seebohm Coll.
5. Farne Islands, 19th June. Seebohm Coll.
5. Farne Islands, 19th June. Seebohm Coll.
4. Farne Islands, 19th June. Seebohm Coll.
4. Farne Islands, 19th June. Seebohm Coll.
3. Farne Islands, 27th May (*Tristram Coll.*). Crowley Bequest.
6. Farne Islands. Crowley Bequest.
4. Coquet Island, Northumberland, 16th June. Salvin-Godman Coll.
4. Coquet Island, 16th June. Salvin-Godman Coll.
5. Coquet Island, 16th June. Salvin-Godman Coll.
3. Freshwater, Isle of Wight. Crowley Bequest.
3. Alum Bay, Isle of Wight. Gould Coll.

4. Near Portland Lighthouse, Dorset, 1st May (*H. Elliott*). W. Radcliffe Saunders, Esq. [P.]
4. South Wales, May. W. Radcliffe Saunders, Esq. [P.]
4. Bishop's I., South Wales. W. Radcliffe Saunders, Esq. [P.]
4. Co. Waterford, Ireland, 20th May (*R. J. Ussher*). Seebohm Coll.
4. Co. Mayo, 1st June. W. Radcliffe Saunders, Esq. [P.]

### *Anthus rupestris*, Nilsson.

- Anthus rupestris*, *Thien. Fortpflanz. ges. Vög.* tab. xxv. fig. 11, a-c (1845-54); *Budeker, Eier Eur. Vög.* tab. 35. fig. 4 (1855-63); *Seebohm, Eggs of Brit. Birds*, p. 268, pl. 58 A. fig. 15 (1896); *Sharpe, Hand-l. v.* p. 150 (1906).
- Anthus obscurus*, *Dresser, Birds Eur.* iii. p. 343 (1877) [part.]; *Sharpe, Cat. Birds B. M.* x. p. 599 (1885) [part.].
- Anthus spinoletta littoralis*, *Hartert, Vög. Pal. Faun.* pt. iii. p. 284 (1905).

The eggs of the Scandinavian Rock-Pipit do not differ in any respect from those of its close ally, *A. obscurus*.

5. Varanger Fjord, Norway, 16th June Seebohm Coll. (*Nordvi*).
5. Skaarholmen, Smölen Island, Norway, 28th May. Dr. R. Bowdler Sharpe [P.]

### *Anthus furcatus*, Lafr. & d'Orb.

(Plate V. fig. 18.)

- Anthus furcatus*, *Sharpe, Cat. Birds B. M.* x. p. 605 (1885); *Slater & Hudson, Argent. Orn.* i. p. 19 (1888); *Nehrk. Kat. Eiersamml.* p. 92 (1899); *Sharpe, Hand-l. v.* p. 150 (1906).

Three eggs of the Fork-tailed Pipit are much like those of *A. spinoletta* in colour and markings, but are of a somewhat longer oval shape. They measure respectively: 8·9 by ·6; ·87 by ·61; ·88 by ·59.

3. Patagonia. Purchased.

### *Anthus correndera*, Vieill.

(Plate V. figs. 19 & 20.)

- Anthus correndera*, *Abbott, Ibis*, 1861, p. 153; *Hudson, P. Z. S.* 1873, p. 771; *Sci. Zool. 'Challenger' Exped.* ii. pt. viii. p. 150 (1880); *Sharpe, Cat. Birds B. M.* x. p. 610 (1885); *Sci. & Huds. Argent. Orn.* i. p. 17 (1888); *James, New List Chilean Birds*, p. 1 (1892); *Holland, Ibis*, 1892, p. 195; *Aplin, Ibis*, 1894, p. 163, pl. v. fig. 1; *Nehrk. Kat. Eiersamml.* p. 93 (1899); *Ihering, Rev. Mus. Paulista*, iv. p. 202 (1900); *Sharpe, Hand-l. v.* p. 150 (1906).

The eggs of the Cachila Pipit are in most instances inseparable

from those of *A. obscurus*, but there appear to be some types which do not occur among the eggs of that species. Examples from Uruguay are greyish-white, speckled with pale yellowish-brown and lavender; while those from the Argentine Republic are cream-colour, speckled and blotched with brown and lavender, quite half of the ground-colour remaining visible. Specimens measure from .76 to .95 in length, and from .58 to .69 in breadth.

2. Uruguay.	O. V. Aplin, Esq. [P.].
3. Argentine Republic, Sept.	A. H. Holland, Esq. [C.].
3. Argentine Republic, Sept.	A. H. Holland, Esq. [C.].
2. Buenos Ayres (with an egg of <i>Molothrus bonariensis</i> ).	W. H. Hudson, Esq. [P.].
1. Central Chile, Oct.	Berkeley James Coll.
1. Falkland Islands ( <i>C. C. Abbott</i> ; <i>Tristram Coll.</i> ).	Crowley Bequest.
1. Falkland Islands ( <i>C. C. A.</i> ).	Salvin-Godman Coll.
2. Falkland Islands ( <i>C. C. A.</i> ).	Gould Coll.
1. Falkland Islands.	Voy. H.M.S. 'Challenger.'
2. Falkland Islands, Nov.	McCormick Bequest.
3. Falkland Islands, 29th Nov.	McCormick Bequest.
2. Port Stanley, Falkland Islands.	Rev. T. W. Huthwaite [P.].

### *Anthus gustavi*, Swinh.

(Plate V. figs. 22 & 23.)

- Anthus seebohmi*, Dresser, *Birds Eur.* iii. p. 295 (1875); *Seebohm & Harvie-Brown*, *Ibis*, 1876, p. 120.  
*Anthus gustavi*, *Seebohm*, *Ibis*, 1878, p. 341; *Sharpe*, *Cat. Birds B. M.* x. p. 613 (1885); *Tacz. Faune Orn. Sibér. Orient.* p. 398 (1891); *Popham*, *Ibis*, 1898, p. 500; *Dresser*, *Man. Pal. Birds*, pt. i. p. 217 (1902); *Hartert*, *Vög. Pal. Faun.* pt. iii. p. 274 (1905); *Sharpe*, *Hand-l.* v. p. 151 (1906).

The eggs of the Petchora Pipit are of a narrow pointed oval shape and but very slightly glossy. The clutches in the Collection vary considerably. The eggs of two clutches are cream-colour, profusely mottled with brown, to such an extent that in some specimens hardly any portion of the ground-colour is visible. The markings form a confluent cap at the broad end. The eggs of a third clutch are pale greyish- or purplish-white, very evenly blotched all over with purplish-brown and lavender. Specimens measure from .8 to .9 in length, and from .57 to .6 in breadth.

3. Petchora River, 29th June.	W. Radcliffe Saunders, Esq. [P.].
1. Alexievka, Petchora Delta, 26th June ( <i>H. Seebohm &amp; J. A. Harvie- Brown</i> ).	Crowley Bequest.
5. Alexievka, 26th June ( <i>H. S. &amp; J. A. H.-B.</i> ).	Seebohm Coll.
5. Alexievka, 26th June ( <i>H. S. &amp; J. A. H.-B.</i> ).	Seebohm Coll.
4. Yenesei River, Lat. 70½° N., 3rd July ( <i>H. Seebohm</i> ).	Seebohm Coll.



**Anthus australis**, *Vig. & Horsf.*

*Anthus australis*, *Thien, Fortpflanz. ges. Vög.* tab. xxv. fig. 12 (1845-54); *Gould, Handb. Birds Austr.* i. p. 392 (1865); *Sharpe, Cat. Birds B. M.* x. p. 615 (1885); *North, Nests & Eggs Austr. Birds*, p. 158 (1889); *Nehrk. Kat. Eiersamml.* p. 93 (1899); *Campbell, Nests & Eggs Austr. Birds*, i. p. 459 pl. 15 (1901); *Sharpe, Hand-l.* v. p. 151 (1906).

The eggs of the Australian Pipit are of a regular oval shape and moderately glossy. They are greyish-white, densely mottled with brown and lavender. Specimens measure from .86 to .91 in length, and from .6 to .68 in breadth.

- |    |  |                         |
|----|--|-------------------------|
| 3. | Dawson River, Queensland, 19th Sept. ( <i>North Coll.</i> ).   | Crowley Bequest.        |
| 1. | Moreton Bay.   | Gould Coll.             |
| 5. | Moreton Bay.   | Gould Coll.             |
| 2. | New South Wales.   | Gould Coll.             |
| 3. | Dobroyd, N.S.W., Oct. ( <i>E. P. Ramsay: Tristram Coll.</i> ). | Crowley Bequest.        |
| 3. | Canterbury, N.S.W., 14th Oct.                                  | A. J. North, Esq. [P.]. |
| 3. | Albert Park, Melbourne, Victoria.                              | Crowley Bequest.        |
| 3. | South Australia.   | Gould Coll.             |
| 3. | South Australia.   | Gould Coll.             |
| 2. | Tasmania.  | Gould Coll.             |
| 2. | Tasmania ( <i>J. Gould: Tristram Coll.</i> ).                  | Crowley Bequest.        |
| 8. | Australia.   | Carter Coll.            |

**Anthus novæ-zealandiæ** (*Gmel.*).

(Plate V. figs. 16 & 17.)

*Anthus novæ-zealandiæ*, *Potts, Trans. New Zeal. Inst.* ii. p. 61 (1869); iii. p. 76 (1870); *Sharpe, Cat. Birds B. M.* x. p. 616 (1885); *Buller, Birds New Zeal.* 2nd ed. i. p. 63 (1888); *Nehrk. Kat. Eiersamml.* p. 93 (1899); *Sharpe, Hand-l.* v. p. 151 (1906).

Eggs of the New Zealand Pipit are of an ordinary oval shape and rather highly glossy. They are greyish-white, profusely mottled or spotted with brown, especially round the broad end, where a wide confluent zone is sometimes formed. They measure from .88 to .92 in length, and from .62 to .69 in breadth.

- |    |                                      |                     |
|----|--------------------------------------|---------------------|
| 1. | Christchurch, New Zealand.           | Capt. R. Snow [P.]. |
| 2. | Otago ( <i>Crowfoot</i> ).           | Crowley Bequest.    |
| 1. | Otago, 1st Nov. ( <i>Seymour</i> ).  | Crowley Bequest.    |
| 1. | Otago, 19th Dec. ( <i>Seymour</i> ). | Crowley Bequest.    |

**Anthus steindachneri**, *Reischek.*

*Anthus steindachneri*, *Reischek, Tr. N. Z. Inst.* xxi. p. 388 (1889); *Sharpe, Bull. B. O. C.* xiii. no. xcvii. p. 59 (1903); *id. Hand-l.* v. p. 151 (1906).

Two eggs of the Antipodes Island Pipit, in a very broken condition, appear to have been of a rather long oval shape and are very slightly glossed. The ground-colour is greyish-white, finely mottled

and clouded all over with greyish-brown; one of the eggs has a dark hair-line at the larger end.

2. Antipodes I., New Zealand. Lt. Kennett Dixon, R.N. [P.].

Genus **OREOCORYS**, Sharpe.

**Oreocorys sylvanus** (Hodys.).

(Plate VI. figs. 2 & 3.)

*Oreocorys sylvanus*, Sharpe, *Cat. Birds B. M.* x. p. 622 (1885); Oates, *Fauna Brit. Ind., Birds*, ii. p. 313 (1890); *id.*, ed. Hume, *Nests & Eggs Ind. Birds*, ii. p. 217 (1890); Sharpe, *Hand-l.* v. p. 152 (1906).

The eggs of the Upland Pipit are of a broad oval shape and moderately glossy. They are purplish-white, profusely speckled and spotted with reddish- or purplish-brown and underlying dark purplish-grey or lavender. The markings, though dense everywhere, are very crowded together at the broad end and form a confluent cap or zone. Specimens measure from .82 to .93 in length, and from .63 to .72 in breadth.

- |    |  |                  |
|----|--|------------------|
| 9. | Kotgarh, Himalayas ( <i>A. O. II.</i> ).                           | Hume Coll.       |
| 1. | Kotgarh, 2nd April ( <i>A. O. H.</i> ).                            | Hume Coll.       |
| 1. | Kotgarh, 4th May ( <i>A. O. II.</i> ).                             | Hume Coll.       |
| 3. | Kotgarh, 6th May ( <i>A. O. II.</i> ).                             | Hume Coll.       |
| 8. | Kotgarh, 15th May ( <i>A. O. H.</i> ).                             | Hume Coll.       |
| 1. | Kotgarh, 26th May ( <i>A. O. II.</i> ).                            | Hume Coll.       |
| 2. | Kotgarh, 29th May ( <i>A. O. H.</i> ).                             | Hume Coll.       |
| 2. | Kotgarh, 3rd June ( <i>A. O. II.</i> ).                            | Hume Coll.       |
| 4. | Kotgarh, 4th June ( <i>A. O. II.</i> ).                            | Hume Coll.       |
| 1. | Kotgarh, 15th May ( <i>A. O. II.</i> :<br><i>Tristram Coll.</i> ). | Crowley Bequest. |

Genus **MACRONYX**, Swains.

**Macronyx capensis**, Linn.

(Plate VI. figs. 1 & 4.)

*Macronyx capensis*, Sharpe, ed. Layard, *Birds S. Africa*, p. 530 (1875-84); Butler, Feilden & Reid, *Zool.* 1882, p. 335; Sharpe, *Cat. Birds B. M.* x. p. 623 (1885); *Nchrk. Kat. Eiersamml.* p. 93 (1899); Stark, *Faun. S. Afr., Birds*, i. p. 238 (1900); Shelley, *Birds Afr.* iii. p. 2 (1902); Sharpe, *Hand-l.* v. p. 153 (1906).

The eggs of the Cape Long-clawed Pipit are of a very blunt oval shape and slightly glossy. The eggs of one clutch in the Collection are cream-colour, profusely mottled and streaked all over with lilac-red and pale lavender. Those of two other clutches are dull white, spotted and blotched with pale brown and underlying dull purple. They measure from .92 to 1.0 in length, and from .68 to .72 in breadth.

- |    |  |                            |
|----|--|----------------------------|
| 2. | South Africa.                                  | E. L. Layard, Esq. [P.]    |
| 3. | Natal.   | T. Ayres, Esq. [C.].       |
| 2. | Ladysmith, Natal, Nov.                         | Capt. Savile G. Reid [P.]. |
| 9. | Transvaal ( <i>T. Ayres: Tristram Coll.</i> ). | Crowley Bequest.           |
| 2. | Johannesburg, Transvaal, Dec.                  | C. C. Roberts, Esq. [P.].  |

**Macronyx croceus** (*Vieill.*).

(Plate VI. figs. 5 &amp; 8.)

*Macronyx croceus*, *Gurney, Ibis*, 1860, p. 208; *Sharpe, Cat. Birds B. M.* x. p. 626 (1885); *Nelrk. Kat. Eiersamml.* p. 93 (1899); *Stark, Faun. S. Afr., Birds*, i. p. 239 (1900); *Shelley, Birds Afr.* iii. p. 4 (1902); *Sharpe, Hand-l.* v. p. 153 (1906).

*Macronyx striolatus*, *Sharpe, ed. Layard, Birds S. Africa*, p. 532 (1875-84)

The eggs of the Yellow-bellied Long-clawed Pipit are of a blunt oval shape and moderately glossy. The eggs of one clutch are white, thickly marked all over with spots and small blotches of reddish-brown and pale purplish-grey. Other eggs are similarly marked, but with pale brown and lavender. Two other examples are greyish-white, rather sparingly freckled and blotched with pale rufous and lavender. They measure from .93 to 1.02 in length, and from .68 to .75 in breadth.

3. Natal.

2. Natal (*T. Ayres*).

4. Natal.

Old Collection.

Salvin-Godman Coll.

T. Ayres, Esq. [C.].

## Family ALAUDIDÆ.

Genus **CERTHILAUDA**, *Swains.****Certhilauda capensis*** (*Bodd.*).

(Plate VI. figs. 6 &amp; 7.)

*Alauda capensis*, *Thien. Fortpflanz. ges. Vög.* p. 387, tab. xxvi. fig. 11 (1845-54).

*Alauda africana*, *Thien. tom. cit.* p. 379, tab. xxvi. fig. 13.

*Certhilauda capensis*, *Sharpe, ed. Layard, Birds S. Afr.* p. 494 (1875-84); *Sharpe, Cat. Birds B. M.* xiii. p. 514 (1890); *Stark, Faun. S. Afr., Birds*, i. p. 233 (1900); *Shelley, Birds Afr.* iii. p. 28 (1902); *Sharpe, Hand-l.* v. p. 154 (1906).

Eggs of the Cape Long-billed Lark are of a blunt oval form and very slightly glossy. They are variable in colour. Four specimens, taken by Layard, are cream-colour or whitish, densely mottled and spotted with brown and underlying lavender. Four examples from the Gould Collection are also cream-colour, but marbled all over with very faint brown and pale grey. Eight eggs vary from .83 to .96 in length, and from .64 to .68 in breadth.

4. South Africa.

2. South Africa.

2. South Africa (*E. L. Layard*).

Gould Coll.

E. L. Layard, Esq. [P.].

Crowley Bequest.

*Certhilauda albofasciata*, *Lafr.*

(Plate VI. figs. 10 &amp; 12.)

- Certhilauda rufula*, *Sharpe, ed. Layard, Birds S. Afr.* p. 496 (1875-84); *Butler, Feilden & Reid, Zool.* 1882, p. 297; *Sharpe, Cat. Birds B. M.* xiii. p. 515 (1890); *Nehrk. Kat. Eiersamml.* p. 132 (1899); *Stark, Faun. S. Afr., Birds*, i. p. 234 (1900).  
*Certhilauda albofasciata*, *Shelley, Birds Afr.* iii. p. 22 (1902); *Sharpe, Hand-l.* v. p. 154 (1906).

Eggs of the Rufous Long-billed Lark are of a pointed or blunt oval shape and moderately glossy. They are usually dull white or greenish-white, more or less densely speckled all over with yellowish-brown and purplish-grey. One egg is dull white, blotched with lavender and brownish-yellow. Two eggs taken at Maribogo are creamy-white, densely spotted with yellowish-brown, the spots forming a wide yellowish-brown zone round the larger end. They measure from .74 to .84 in length, and from .55 to .6 in breadth.

- |   |                            |
|---|----------------------------|
| 3. Newcastle, Natal.  | Capt. Savile G. Reid [C.]. |
| 2. Newcastle, 16th Oct.   | Major R. Sparrow [P.].     |
| 3. Ingagagne River, near Newcastle,<br>27th Sept. ( <i>E. A. Butler</i> ).  | Crowley Bequest.           |
| 2. Maribogo, 50 miles N. of Vryburg,<br>O.R.C., 3rd April.                  | R. B. Woosnam, Esq. [C.].  |
| 2. Bloemfontein, O.R.C., 3rd Sept.  | R. B. Woosnam, Esq. [C.].  |
| 2. Bloemfontein, O.R.C., 27th Sept.   | R. B. Woosnam, Esq. [C.].  |
| 2. Kroonstad, O.R.C., 18th Nov.   | Major R. Sparrow [P.].     |
| 2. Rietfontein, O.R.C., 11th Aug.   | Major R. Sparrow [P.].     |
| 1. Potchefstroom, Transvaal ( <i>T. Ayres</i> ;<br><i>Tristram Coll.</i> ). | Crowley Bequest.           |

Genus **ALÆMON**, *Keys. & Blasius*.*Alæmon alaudipes* (*Desf.*).

(Plate VI. figs. 9 &amp; 11.)

- Alauda desertorum*, *Thien. Fortpflanz. ges. Vög.* tab. xxvi. fig. 12, a, b (1845-54).  
*Certhilauda desertorum*, *Tristram, Ibis*, 1859, p. 427; *Loche, Expl. Sci. Algér., Ois.* ii. p. 43 (1867); *Dresser, Birds Eur.* iv. p. 275 (1874).  
*Alauda bifasciata*, *Bree, Birds Eur.* 2nd ed. iii. p. 105, pl. (1875).  
*Certhilauda alaudipes*, *Dresser, tom. cit.* p. 273 (1881); *Shelley, Birds Afr.* iii. p. 19 (1902); *Dresser, Man. Pal. Birds*, pt. i. p. 375 (1902).  
*Alæmon alaudipes*, *Sharpe, Cat. Birds B. M.* xiii. p. 518 (1890); *Nehrk. Kat. Eiersamml.* p. 132 (1899); *Whitaker, Birds Tunis*, i. p. 241 (1905); *Sharpe, Hand-l.* v. p. 154 (1906).

Four eggs of the Western Desert-Lark, or Bifasciated Lark, are of an ordinary oval form and entirely devoid of gloss. They are greyish-white, spotted and blotched, more densely at the broad end than elsewhere, with pale olive-brown and pale purplish-grey.

In one specimen the blotches of yellowish-brown are very large. They measure respectively 1·04 by ·72 and 1·1 by ·75.

1. Algeria (*Loche*). Salvin-Godman Coll.
1. El Aghouat, Algeria, April (*Loche*: Crowley Bequest.  
*Tristram Coll.*).
2. South of El Aghouat, April (*Dr. Salvin-Godman Coll. &*  
*Rebond*: *Tristram Coll.*). Crowley Bequest.

### *Alæmon pallida* (*Blyth*).

(Plate VI. fig. 13.)

*Alæmon desertorum*, *Sharpe, Cat. Birds B. M.* xiii. p. 519 (1890)  
[part.]; *Oates, Fauna Brit. Ind., Birds*, ii. p. 318 (1890); *id.*,  
*ed. Hume, Nests & Eggs Ind. Birds*, ii. p. 219 (1890).  
*Alæmon pallida*, *Sharpe, Hand-l.* v. p. 155 (1906).

Two eggs of the Eastern Desert-Lark are of the same shape as those of *A. alaudipes*, but have an appreciable amount of gloss. One specimen is very pale greenish-white, spotted and blotched with pale olive-brown and dark purplish-grey. The other is also greenish-white, but is thickly mottled with olive-brown, not blotched as in the first specimen, and the underlying purplish-grey markings are few and inconspicuous. They measure respectively : 1·02 by ·74; ·98 by ·71.

2. Jask, Persian Gulf, 15th April Hume Coll.  
(*Ffinch*).

### *Alæmon damarensis*, *Sharpe*.

(Plate VI. fig. 14.)

*Alæmon damarensis*, *Sharpe, Ibis*, 1904, p. 361; *id.*, *Hand-l.* v. p. 155 (1906).

Two eggs of the Damaraland Desert-Lark are of a rather broad and slightly-pointed oval shape and almost devoid of gloss. They are dull white, with fine spots and small blotches of yellowish-brown and lavender-grey scattered all over the shell, but most numerous towards the larger end. They measure respectively ·97 by ·7 and ·92 by ·71.

2. Otjimbingue, Damaraland (*C. J. Andersson*: Crowley Bequest.  
*Tristram Coll.*).

## Genus *CHERSOPHILUS*, *Sharpe*.

### *Chersophilus duponti* (*Vieill.*).

(Plate VI. fig. 15.)

*Certhilauda duponti*, *Tristram, Ibis*, 1859, p. 427; *Loche, Expl. Sci. Algèr., Ois.* ii. p. 42 (1867); *Dresser, Birds Eur.* iv. p. 279 (1873);  
*id.*, *Man. Pal. Birds*, pt. i. p. 376 (1902).

- Alanda dupontii*, *Bree, Birds Eur.* 2nd ed. iii. p. 109, pl. (1875).  
*Chersophilus duponti*, *Sharpe, Cat. Birds B. M.* xiii. p. 526 (1890);  
*Néhrk. Kat. Eiersamml.* p. 132 (1899); *Whitaker, Birds Tunis*, i.  
 p. 245 (1905); *Sharpe, Hand-l.* v. p. 156 (1906).  
*Chersophilus duponti duponti*, *Hartert, Fög. Pal. Faun.* pt. iii. p. 252  
 (1905).  
*Chersophilus duponti margaritæ*, *Hartert, t. c.* p. 253 (1905).

Eggs of Dupont's Lark are of a rather broad, slightly-pointed, oval shape and are somewhat glossy. The ground-colour varies from white or greenish-white to pale buff, and is spotted and blotched, sometimes densely, with yellowish-brown and dull lavender-grey. The markings, as a rule, are heaviest towards the larger end, where they occasionally form a more or less irregular zone. They measure from .91 to .97 in length, and from .66 to .7 in breadth.

- |  |                                      |
|--|--------------------------------------|
| 1. Algeria ( <i>Loche</i> ).   | Salvin-Godman Coll.                  |
| 2. South of El Aghouat, April ( <i>Dr. Rebond: Tristram Coll.</i> ). | Crowley Bequest.                     |
| 1. Between El Aghouat and Bishon ( <i>Loche: Tristram Coll.</i> ).   | Crowley Bequest.                     |
| 1. Nagab ( <i>Loche: Tristram Coll.</i> ).                           | Crowley Bequest.                     |
| 3. Kasrin, Tunis, 4th June.  | W. Radcliffe Saunders, Esq.<br>[P.]. |
| 2. Sfax, S. Tunis, April ( <i>F. Bogo: Tristram Coll.</i> ).         | Crowley Bequest.                     |
| 4. Ain bon Driès, 27th May ( <i>P. Spatz</i> ).                      | Crowley Bequest.                     |

Genus **RHAMPHOCORYS**, *Bonap.*

**Rhamphocorys** clot-bey (*Bonap.*).

(Plate VI. fig. 16.)

*Rhamphocorys* clot-bey, *Dresser, Birds Eur.* iv. p. 383 (1873); *Sharpe, Cat. Birds B. M.* xiii. p. 527 (1890); *Koenig, J. f. O.* 1895, p. 263, pl. xiv.; *Dresser, Man. Pal. Birds*, pt. i. p. 377 (1902); *Whitaker, Birds Tunis*, i. p. 287 (1905); *Sharpe, Hand-l.* v. p. 156 (1906).

Four eggs of the Thick-billed Lark are of a very broad pointed oval shape and distinctly glossy. The ground-colour is greenish-white, spotted and blotched all over with yellowish-brown and dull lavender-grey. They measure respectively: .91 by .72; .94 by .71; .97 by .74; .98 by .75.

- |   |                                   |
|---|-----------------------------------|
| 4. Algeria, 21st April ( <i>P. Spatz</i> ). | W. Radcliffe Saunders, Esq. [P.]. |
|---|-----------------------------------|

Genus **OTOCORYS**, *Bonap.*

**Otocorys** alpestris (*Linn.*).

(Plate VI. figs. 17 & 19.)

*Eremophila alpestris*, *Baird, Brewer & Ridgw. N. Amer. Birds*, ii. p. 141 (1874).

*Otocorys alpestris*, *Bendire, Life-Hist. N. Amer. Birds*, ii. p. 330 (1895); *Sharpe, Hand-l.* v. p. 157 (1906).

- Otocoris alpestris alpestris*, *Oberholser, P. U. S. Nat. Mus.* xxiv. p. 807 (1902).  
*Eremophila alpestris alpestris*, *Hartert, Vög. Pal. Faun.* pt. iii. p. 255 (1905).

Eggs of the Horned Lark are of a pointed oval shape and are distinctly glossy. They are greenish-white, profusely freckled all over with greenish-grey or pale olive-brown, with traces of pale lavender underlying the other markings. Some specimens exhibit a few black specks and fine lines on the broad end. The markings are often very dense at this end, and form a well-defined confluent zone. Specimens measure from .86 to .98 in length, and from .6 to .68 in breadth.

- |  |                     |
|--|---------------------|
| 2. Greenland ( <i>Tristram Coll.</i> ).    | Crowley Bequest.    |
| 2. North America ( <i>Smiths. Inst.</i> ). | Salvin-Godman Coll. |
| 2. Labrador.                               | Crowley Bequest.    |
| 5. Labrador ( <i>Bidwell Coll.</i> ).      | Crowley Bequest.    |
| 2. Repulse Bay, Arctic America.            | Dr. J. Rae [P.].    |

### *Otocorys flava* (Gmel.).

- Alauda alpestris*, *Thien, Fortpflanz. ges. Vög.* p. 385, tab. xxvi. fig. 3, a-d (1845-54); *Hewitson, Eggs of Brit. Birds*, i. p. 178\*, pl. xlv.\* (1856); *Wheehwright, Spring & Summer in Lapl.* p. 290 (1871); *Seebohm, Brit. Birds*, ii. p. 284, pl. 15 (1884); *id., Eggs of Brit. Birds*, p. 259, pl. 58. fig. 15 (1896); *Rey, Eier Vög. Mitteleurop.* p. 252, pl. 35. figs. 9-12 (1900).  
*Phileremos alpestris*, *Baedeker, Eier Eur. Vög.* tab. 66. fig. 1 (1855-63).  
*Otocorys alpestris*, *Dresser, Birds Eur.* iv. p. 387 (1874) [part.]; *Seebohm, Ibis*, 1878, p. 341; *Sharpe, Cat. Birds B. M.* xiii. p. 541 (1890) [part.]; *Nehrke, Kat. Eiersamml.* p. 133 (1899); *Dresser, Man. Pal. Birds*, pt. i. p. 378 (1902).  
*Otocoris alpestris flava*, *Oberholser, P. U. S. Nat. Mus.* xxiv. p. 810 (1902).  
*Eremophila alpestris flava*, *Hartert, Vög. Pal. Faun.* pt. iii. p. 255 (1905).  
*Otocorys alpestris*, *Sharpe, Hand-l.* v. p. 157 (1906) [pt.].

Eggs of the European Horned Lark are indistinguishable from those of the typical North-American form, *O. alpestris*, both in colour and size. They measure from .85 to 1.03 in length, and from .6 to .65 in breadth.

- |   |                                      |
|---|--------------------------------------|
| 1. Norway ( <i>Hargitt Coll.</i> ).                           | Seebohm Coll.                        |
| 4. Varanger Fjord, Norway, 3rd June<br>( <i>R. Collett</i> ). | Seebohm Coll.                        |
| 4. Varanger Fjord, 24th June ( <i>Nördvi</i> ).               | Seebohm Coll.                        |
| 4. Varanger Fjord, 30th June ( <i>Heres</i> ).                | Seebohm Coll.                        |
| 4. Varanger Fjord, 15th June.                                 | W. Radcliffe Saunders, Esq.<br>[P.]. |
| 3. Vadsö, 25th June.  | Seebohm Coll.                        |
| 4. Vadsö, 15th June.  | W. Radcliffe Saunders, Esq.<br>[P.]. |

- |  |                                     |
|--|-------------------------------------|
| 1. Nyborg, Lapland, 7th June ( <i>Pastor Sommerfelt</i> ).           | Salvin-Godman Coll.                 |
| 3. Tornea, Lapland, 19th June.                                       | W. Radcliffe Saunders, Esq.<br>[P.] |
| 4. Tornea, 20th June.  | W. Radcliffe Saunders, Esq.<br>[P.] |
| 5. Tornea, 23rd June.  | W. Radcliffe Saunders, Esq.<br>[P.] |
| 2. Quickiokk, Norway ( <i>H. Wheelwright</i> ).                      | Crowley Bequest.                    |
| 2. Yenesei River, Siberia, Lat. 71½° N., June ( <i>H. Seebohn</i> ). | Seebohn Coll.                       |
| 3. Novaya Zemlya, 15th July ( <i>Korn</i> ).                         | W. Radcliffe Saunders, Esq.<br>[P.] |

### Otocorys bilopha (*Temm.*).

- Otocorys bilopha*, *Sharpe, Cat. Birds B. M.* xiii. p. 537 (1890); *Whitaker, Birds Tunis*, i. p. 291 (1905); *Sharpe, Hand-l.* v. p. 158 (1906).  
*Otocoris bilopha*, *Oberholser, P. U. S. Nat. Mus.* xxiv. p. 873 (1902).  
*Eremophila alpestris bilopha*, *Hartert, Vög. Pal. Faun.* pt. iii. p. 257 (1905).

Eggs of the Desert Horned Lark resemble those of *O. alpestris*, but are rather more strongly marked than in average specimens of that species. One egg has the markings yellowish-brown, forming a zone of confluent blotches round the larger end. In the other three eggs the markings are olive-brown; in two they are evenly distributed over the whole shell, but in the third they form a rather dense cap at the larger end. They measure respectively: .94 by .67; .95 by .68; .96 by .66; .99 by .68.

- |                       |                                     |
|-----------------------|-------------------------------------|
| 4. Syria, 16th April. | W. Radcliffe Saunders, Esq.<br>[P.] |
|-----------------------|-------------------------------------|

### Otocorys brandti, *Dresser*.

(Plate VI. fig. 18.)

- Otocorys brandti*, *Sharpe, Cat. Birds B. M.* xiii. p. 536 (1890); *Nehrck, Kat. Eiersamml.* p. 133 (1899); *Sharpe, Hand-l.* v. p. 158 (1906).  
*Otocoris longirostris sibirica*, *Oberholser, P. U. S. Nat. Mus.* xxiv. p. 872 (1902).  
*Eremophila alpestris brandti*, *Hartert, Vög. Pal. Faun.* pt. iii. p. 257 (1905).

The eggs of Brandt's Horned Lark are somewhat smaller than those of *O. elwesi*, but do not otherwise appear to differ. Three examples measure respectively: .88 by .63; .9 by .62; .85 by .62.

- |   |                                  |
|---|----------------------------------|
| 3. Altai Mountains, Central Asia.             | St. George Littledale, Esq. [P.] |
| 2. Altai Mountains ( <i>Nehrkorn Coll.</i> ). | Crowley Bequest.                 |
| 2. Altai Mountains, 20th April.               | Crowley Bequest.                 |



**Otocorys elwesi**, *Blanf.*

*Otocorys elwesi*, *Sharpe, Cat. Birds B. M.* xiii. p. 534 (1890); *Oates, Fauna Brit. Ind., Birds*, ii. p. 321 (1890); *id., ed. Hume, Nests & Eggs Ind. Birds*, ii. p. 220 (1890); *Sharpe, Hand-l.* v. p. 158 (1906).

*Otocoris longirostris elwesi*, *Oberholser, P. U. S. Nat. Mus.* xxiv. p. 868 (1902).

*Eremophila alpestris elwesi*, *Hartert, Vög. Pal. Faun.* pt. iii. p. 260 (1905).

The eggs of Elwes's Horned Lark in the Collection are of a blunt oval shape and moderately glossy. They are greyish-white, profusely mottled with pale olive-brown and underlying pale purplish-grey. They measure respectively: .9 by .65; .9 by .67.

2. Native Sikhim, 20th June Hume Coll.  
(*L. Mandelli*).

**Otocorys penicillata** (*Gould*).

*Otocorys penicillata*, *Dresser, Birds Eur.* iv. p. 395 (1874); *Sharpe, Cat. Birds B. M.* xiii. p. 530 (1890); *Oates, Fauna Brit. Ind., Birds*, ii. p. 319 (1890); *Dresser, Man. Pal. Birds*, i. p. 381 (1902); *Sharpe, Hand-l.* v. p. 159 (1906).

*Otocoris penicillata penicillata*, *Oberholser, P. U. S. Nat. Mus.* xxiv. p. 874 (1902).

*Eremophila alpestris penicillata*, *Hartert, Vög. Pal. Faun.* pt. iii. p. 261 (1905).

The eggs of the Eastern, or Gould's, Horned Lark are of a pointed oval shape and moderately glossy. They are greenish-white, profusely mottled with greenish-grey and underlying grey or pale lavender. The markings are dense everywhere, but they are more so at the broad end, where they form either a slight cap or an irregular zone. Five examples measure from .9 to .94 in length, and from .66 to .7 in breadth.

5. South-east Russia (*H. F. Möschler*). Seebohm Coll.

**Otocorys balcanica**, *Reichenow*.

*Otocoris penicillata balcanica*, *Oberholser, P. U. S. Nat. Mus.* xxiv. p. 876 (1902).

*Eremophila alpestris balcanica*, *Hartert, Vög. Pal. Faun.* pt. iii. p. 262 (1905).

*Otocorys balcanica*, *Sharpe, Hand-l.* v. p. 159 (1906).

Three eggs of the Balkan Horned Lark closely resemble those of *O. elwesi* described above, but are of a rather longer oval shape. The ground-colour is whitish densely mottled and freckled with olive-brown and greyish. They measure respectively: .91 by .67; .95 by .68; .97 by .67.

3. Servia, 27th May (*O. Reiser*). W. Radcliffe Saunders, Esq.  
[P.]

**Otocorys albigula**, *Bonap.*

*Eremophila alpestris albigula*, *Hartert, Vög. Pal. Faun.* pt. iii. p. 262 (1905).

*Otocorys albigula*, *Sharpe, Hand-l.* v. p. 159 (1906).

Six eggs of the Transcaspien Horned Lark are of a pointed oval form and glossy. They vary somewhat in appearance: four have the ground-colour greenish-white, thickly mottled all over with olive-brown and grey, the markings being most numerous round the larger end, where they form a more or less defined zone, while one has also well-defined black hair-lines on the larger end. A fifth specimen has the ground-colour dull yellowish-white, the markings fewer and often in the form of blotches, while in the sixth specimen the whole surface is thickly but indistinctly mottled with fine speckles of brown and grey. They measure respectively: ·89 by ·62; ·9 by ·66; ·95 by ·68; (2) ·98 by ·69; ·99 by ·68.

4. Issik Kul, Turkestan, 7th May. W. Radcliffe Saunders, Esq.  
[P.]
2. Askabad, North Persia, 26th May. Crowley Bequest.

**Otocorys bicornis**, *Brehm.*

*Otocorys penicillata*, *Tristram (nee Gould), Ibis*, 1866, p. 288.

*Otocoris penicillata bicornis*, *Oberholser, P. U. S. Nat. Mus.* xxiv. p. 878 (1902).

*Eremophila alpestris bicornis*, *Hartert, Vög. Pal. Faun.* pt. iii. p. 263 (1905).

*Otocorys bicornis*, *Sharpe, Hand-l.* v. p. 159 (1906).

An egg of the Palestine Horned Lark closely resembles those of *O. penicillata* described above, but is rather larger and not quite so heavily marked. It measures 1·0 by ·68.

1. Pass above Cedars of Lebanon, Palestine, 24th May (*J. H. Cockrane: Tristram Coll.*). Crowley Bequest.

**Otocorys leucolæma** (*Coues*).

*Otocoris alpestris leucolæma*, *Oberholser, P. U. S. Nat. Mus.* xxiv. p. 820 (1902).

*Otocorys leucolæma*, *Sharpe, Hand-l.* v. p. 159 (1906).

Four eggs of the Desert Horned Lark are perfectly similar to the first pair of *O. praticola* described below, having a greenish ground densely and finely mottled, especially round the larger end, with olive-brown and grey. They measure respectively: ·84 by ·6; (2) ·85 by ·6; ·86 by ·6.

4. Lawrence, Kansas, 25th April. W. Radcliffe Saunders, Esq.  
[P.]

**Otocorys praticola, Hensh.**

*Otocoris alpestris praticola*, *Oberholser, P. U. S. Nat. Mus.* xxiv. p. 825 (1902).

*Otocorys praticola*, *Sharpe, Hand-l.* v. p. 160 (1906).

Four eggs of the Prairie Horned Lark are of a pointed oval form and are slightly glossy. They vary both in size and in markings: the two from Winnebago are smaller and have the ground-colour greenish-white thickly mottled all over with yellowish-brown and grey; while, of the two from Mount Carroll, one has the ground-colour greenish-white marked with olive-brown and grey, the markings being mostly concentrated in a heavy confluent ring round the larger end, and in the second the ground-colour is whitish, densely and finely marked all over with light brown and lilac, forming an indistinct zone round the larger end. Three eggs measure respectively: .88 by .58; .93 by .63; .95 by .67.

2. Winnebago, Illinois, 5th June      Salvin-Godman Coll.  
(*J. W. Tolman: Henshaw Coll.*).
2. Mount Carmell, Illinois (*Smiths.*      Crowley Bequest.  
*Inst.: Tristram Coll.*).

**Otocorys giraudi, Hensh.**

*Otocoris alpestris giraudi*, *Oberholser, P. U. S. Nat. Mus.* xxiv. p. 831 (1902).

*Otocorys giraudi*, *Sharpe, Hand-l.* v. p. 160 (1906).

Four eggs of the Texan Horned Lark are very similar to those of *O. leucolema*, but are rather smaller and of a more blunt oval form. In one example many of the markings take the form of blotches, and two examples have black specks or hair-lines across the larger end. They measure respectively: .77 by .58; .78 by .6; .81 by .58; .82 by .58.

4. Texas, 30th April.      W. Radeliffe Saunders, Esq.  
[P.]

**Otocorys insularis, Towns.**

*Otocoris alpestris insularis*, *Townsend, P. U. S. Nat. Mus.* xiii. p. 140 (1890); *Beudinc, Life-Hist. N. Amer. Birds*, ii. p. 347 (1895); *Oberholser, P. U. S. Nat. Mus.* xxiv. p. 839 (1902).

*Otocorys insularis*, *Sharpe, Hand-l.* v. p. 160 (1906).

The eggs of Townsend's Horned Lark resemble those of *O. penicillata* and present the same greenish aspect. They measure from .78 to .85 in length, and from .6 to .62 in breadth.

1. Sta. Cruz Island, California, 6th May      Salvin-Godman Coll.  
(*Henshaw Coll.*).
4. San Miguel Island, California, 20th May (*R. H. Beck*).      Salvin-Godman Coll.

**Otocorys actia**, *Oberholser*.

*Otocoris alpestris actia*, *Oberholser*, *P. U. S. Nat. Mus.* xxiv. p. 845 (1902).

*Otocorys actia*, *Sharpe*, *Hand-l.* v. p. 160 (1906).

Four eggs of the Californian Horned Lark are perfectly similar to those of *O. leucoloma* described above. In three examples the markings are olive-brown, in the fourth they are greenish-brown. They measure respectively: ·80 by ·61; ·83 by ·59; ·84 by ·59; ·88 by ·60.

4. San Diego, California, 22nd July W. Radcliffe Saunders, Esq.  
(*E. Shives*). [P.]

**Otocorys rubea**, *Hensh.*

*Otocoris alpestris rubea*, *Oberholser*, *P. U. S. Nat. Mus.* xxiv. p. 851 (1902).

*Otocorys rubea*, *Nehrk. Kat. Eiersamml.* p. 133 (1899); *Sharpe*, *Hand-l.* v. p. 161 (1906).

Two eggs of the Ruddy Horned Lark are of a wide, somewhat pointed oval form and moderately glossy. The ground-colour is pale greenish-white, densely spotted with olive-brown and grey, the larger end being marked with rather faint black specks and hair-lines. They measure respectively: ·86 by ·64; ·86 by ·67.

2. Los Angeles, California. W. Radcliffe Saunders, Esq.  
[P.]

**Otocorys occidentalis** (*McCall*).

(Plate VI. fig. 20.)

*Otocoris alpestris occidentalis*, *Oberholser*, *P. U. S. Nat. Mus.* xxiv. p. 855 (1902).

*Otocorys occidentalis*, *Sharpe*, *Hand-l.* v. p. 161 (1906).

Four eggs of the Central New-Mexican Horned Lark are very similar to those of the allied species described above, having the ground-colour pale greenish-white, with olive-brown or greenish-brown and lavender-grey markings, which form a more or less distinct zone round the larger end. They measure respectively: (2) ·85 by ·6; ·86 by ·58; ·88 by ·6.

4. Socorro, New Mexico, May. W. Radcliffe Saunders, Esq.  
[P.]

**Otocorys strigata**, *Hensh.*

*Otocoris alpestris strigata*, *Oberholser*, *P. U. S. Nat. Mus.* xxiv. p. 837 (1902).

*Otocorys strigata*, *Sharpe*, *Hand-l.* v. p. 161 (1906).

Four eggs of the Streaked Horned Lark differ somewhat from the above: in two the ground-colour is pale greenish-white, rather

boldly marked and blotched all over the shell with olive-brown and pale lavender-grey; in the other two the blotches are greyish-brown, and present a more marbled appearance. They measure respectively: ♂81 by ♂59; ♀86 by ♀6; ♂87 by ♀63; ♀88 by ♀65.

4. Portland, Oregon, June.

W. Radcliffe Saunders, Esq.  
[P.]

Genus **MELANOCORYPHA**, *Boie*.

**Melanocorypha calandra** (*Linn.*).

*Alauda calandra*, *Thien. Fortpflanz. ges. Vög.* p. 381, tab. xxvi. fig. 5, a-d (1845-54); *Bree, Birds Eur.* 2nd ed. iii. p. 126, pl. (1875); *Seeböhm, Eggs of Brit. Birds*, p. 258, pl. 58. fig. 16 (1896); *Rey, Eier Vög. Mitteleurop.* p. 253, pl. 36. figs. 23-27 (1900).

*Melanocorypha calandra*, *Baedecker, Eier Eur. Vög.* tab. 66. fig. 6 (1855-63); *Salvin, Ibis*, 1859, p. 315; *Saunders, Ibis*, 1871, p. 217; *Dresser, Birds Eur.* iv. p. 365 (1871); *Dunford, Ibis*, 1878, p. 21; *Sharpe, Cat. Birds B. M.* xiii. p. 551 (1890); *Nehrk. Kat. Eiersamml.* p. 133 (1899); *Dresser, Man. Pal. Birds*, pt. i. p. 382 (1902); *Whitaker, Birds Tunis*, i. p. 285 (1905); *Sharpe, Hand-l.* v. p. 162 (1906).

*Melanocorypha calandra calandra*, *Hartert, Vög. Pal. Faun.* pt. ii. p. 208 (1904).

The eggs of the Calandra Lark vary from a pointed to a blunt oval form and are sometimes very glossy. They vary in ground-colour from greyish-white to very pale greenish- or olive-white, and are marked with rather coarse spots and blotches of olive-brown and umber-brown, together with underlying blotches and smears of purplish-grey or pale lavender. The markings are, as a rule, dense all over the shell, especially on the broad end, where they often run into each other and form an imperfect cap; but three examples from Dinos, Albania, present a rather different type of coloration, being sparingly marked with pale reddish-brown and lavender. Numerous specimens measure from ♂86 to 1.05 in length, and from ♂68 to ♂78 in breadth.

- |  |                                     |
|--|-------------------------------------|
| 4. Spain, 2nd June ( <i>Bidwell Coll.</i> ).               | Crowley Bequest.                    |
| 2. Spain, 11th June ( <i>H. Saunders; Hargitt Coll.</i> ). | Seeböhm Coll.                       |
| 4. Malaga, Spain, 3rd June ( <i>H. S.</i> ).               | Seeböhm Coll.                       |
| 3. Seville, Spain, 23rd April ( <i>H. S.</i> ).            | Seeböhm Coll.                       |
| 2. Seville, May ( <i>H. S.</i> ).                          | Seeböhm Coll.                       |
| 4. Seville, 14th May ( <i>H. S.</i> ).                     | Seeböhm Coll.                       |
| 4. Seville, 14th May ( <i>H. S.</i> ).                     | Seeböhm Coll.                       |
| 1. Dalmatia.   | Thienemann Coll.                    |
| 4. Cemasko, Montenegro, May.                               | W. Radcliffe Saunders, Esq.<br>[P.] |
| 3. Dinos, Albania, 23rd June ( <i>O. Reiser</i> ).         | W. Radcliffe Saunders, Esq.<br>[P.] |
| 6. Dinos, 23rd June ( <i>O. R.</i> ).                      | W. Radcliffe Saunders, Esq.<br>[P.] |

- |   |                                      |
|---|--------------------------------------|
| 4. Ernazemlja, Albania, 13th May<br>( <i>O. R.</i> ).                 | W. Radcliffe Saunders, Esq.<br>[P.]. |
| 3. Greece, 24th June ( <i>Bidwell Coll.</i> ).                        | Crowley Bequest.                     |
| 2. Athens, 28th May ( <i>T. Krüper</i> ).                             | Seebohm Coll.                        |
| 2. Athens, 1st June ( <i>T. K.</i> ).                                 | Seebohm Coll.                        |
| 2. Kustendji, Turkey ( <i>Dr. Cullen :<br/>Hargitt Coll.</i> ).       | Seebohm Coll.                        |
| 4. Asia Minor, 12th May ( <i>C. G.<br/>Danford</i> ).                 | Seebohm Coll.                        |
| 4. Tunis.   | L. Fraser, Esq. [C.].                |
| 4. Djebel Drer, Tunis, 3rd May<br>( <i>P. Spatz</i> ).                | W. Radcliffe Saunders, Esq.<br>[P.]. |
| 1. Ain Beida, Algeria, 4th May<br>( <i>O. Salvia</i> ).               | Salvin-Godman Coll.                  |
| 3. Ain Beida, May ( <i>O. S.</i> ).                                   | Salvin-Godman Coll.                  |
| 3. Ain Beida, May ( <i>O. S.</i> ).                                   | Salvin-Godman Coll.                  |
| 4. Ain Beida, May ( <i>O. S.</i> ).                                   | Salvin-Godman Coll.                  |
| 4. Ain Beida, May ( <i>O. S.</i> ).                                   | Salvin-Godman Coll.                  |
| 1. Ain Beida, 17th May ( <i>W. H.<br/>Simpson : Tristram Coll.</i> ). | Crowley Bequest.                     |
| 4. Ain Djendeli, Algeria, 18th May<br>( <i>Tristram Coll.</i> ).      | Crowley Bequest.                     |

### *Melanocorypha bimaculata* (*Ménétr.*).

(Plate VI. fig. 21.)

*Melanocorypha bimaculata*, *Sharpe, Cat. Birds B. M.* xiii. p. 555 (1890); *Dresser, Man. Pal. Birds*, pt. i. p. 384 (1902); *Witherby, Ibis*, 1903, p. 526; *Hartert, Vög. Pal. Faun.* pt. ii. p. 210 (1904); *Sharpe, Hand-l.* v. p. 163 (1906).

Four eggs of the Eastern Calandra Lark are of a rather long oval shape and moderately glossy. The ground-colour is greyish-white, densely and evenly covered with small blotches and markings of olive-brown and lavender-grey. They measure respectively: .96 by .68; .98 by .66; .99 by .68; 1.0 by .68.

- |                                  |                                      |
|----------------------------------|--------------------------------------|
| 4. Kuldja, Mongolia, 28th April. | W. Radcliffe Saunders, Esq.<br>[P.]. |
|----------------------------------|--------------------------------------|

### *Melanocorypha sibirica* (*Gmel.*).

*Melanocorypha leucoptera*, *Baedeker, Eier Eur. Vög.* tab. 66. fig. 7 (1855-63).

*Alauda sibirica*, *Bree, Birds Eur.* 2nd ed. iii. p. 130, pl. (1875); *Seebohm, Brit. Birds*, ii. p. 279, pl. 15 (1884); *id., Eggs of Brit. Birds*, p. 257, pl. 58. fig. 13 (1896); *Rey, Eier Vög. Mitteleurop.* p. 255, pl. 36. figs. 6-9 (1900).

*Melanocorypha sibirica*, *Dresser, Birds Eur.* iv. p. 373 (1873); *Sharpe, Cat. Birds B. M.* xiii. p. 557 (1890); *Nehrke, Kat. Eiersamml.* p. 133 (1899); *Dresser, Man. Pal. Birds*, pt. i. p. 385 (1902); *Hartert, Vög. Pal. Faun.* pt. ii. p. 211 (1904); *Sharpe, Hand-l.* v. p. 163 (1906).

Eggs of the White-winged Lark are smaller than those of

*M. calandra*, but do not otherwise differ from them. They measure from .9 to .95 in length, and from .61 to .68 in breadth.

- |   |                                     |
|---|-------------------------------------|
| 1. Kazan, East Roumelia ( <i>Eversmann: Tristram Coll.</i> ).   | Crowley Bequest.                    |
| 2. Russia.  | Old Collection.                     |
| 4. S. Russia.   | W. Radcliffe Saunders, Esq.<br>[P.] |
| 4. S. Russia.   | W. Radcliffe Saunders, Esq.<br>[P.] |
| 4. S. Russia, 30th April.                                       | W. Radcliffe Saunders, Esq.<br>[P.] |
| 4. Kherson, S. Russia, 18th May.                                | W. Radcliffe Saunders, Esq.<br>[P.] |
| 4. Lower Volga, S.E. Russia, 13th May ( <i>Bidwell Coll.</i> ). | Crowley Bequest.                    |
| 4. Lower Volga, 21st May ( <i>Bidwell Coll.</i> ).              | Crowley Bequest.                    |
| 3. Sarepta, S.E. Russia ( <i>Bidwell Coll.</i> ).               | Crowley Bequest.                    |
| 4. Sarepta ( <i>Bidwell Coll.</i> ).                            | Crowley Bequest.                    |
| 4. Sarepta, 22nd April.   | W. Radcliffe Saunders, Esq.<br>[P.] |
| 4. Sarepta ( <i>H. F. Möschler</i> ).                           | Seeböhm Coll.                       |
| 4. Sarepta ( <i>H. F. M.</i> ).                                 | Seeböhm Coll.                       |
| 2. Altai Mountains, 7th May.                                    | Crowley Bequest.                    |

### *Melanocorypha mongolica* (*Pall.*).

(Plate VII. fig. 1.)

*Melanocorypha mongolica*, *Sharpe, Cat. Birds B. M.* xiii. p. 558 (1890); *Nehrck. Kat. Eiersamml.* p. 133 (1899); *Dresser, Man. Pal. Birds*, pt. i. p. 385 (1902); *Hartert, Vög. Pal. Faun.* pt. ii. p. 212 (1904); *Sharpe, Hand-l.* v. p. 163 (1906).

Two eggs of the Mongolian Calandra Lark are similar to those of *M. calandra*, but the specimen figured has a rather more greenish appearance than any example of the latter in the Collection. They measure respectively .94 by .72 and .97 by .71.

- |                                    |                  |
|------------------------------------|------------------|
| 2. Lake Baikal, Siberia, 3rd June. | Crowley Bequest. |
|------------------------------------|------------------|

### *Melanocorypha yeltoniensis* (*Forst.*).

*Alauda tartarica*, *Thien. Fortpflanz. ges. Vög.* p. 386, tab. xxvi. fig. 8, a, b (1845-54).

*Melanocorypha yeltoniensis*, *Dresser, Birds Eur.* iv. p. 377 (1871); *Sharpe, Cat. Birds B. M.* xiii. p. 559 (1890); *Nehrck. Kat. Eiersamml.* p. 133 (1899); *Dresser, Man. Pal. Birds*, pt. i. p. 386 (1902); *Hartert, Vög. Pal. Faun.* pt. ii. p. 213 (1904); *Sharpe, Hand-l.* v. p. 163 (1906).

*Alauda tartarica*, *Bree, Birds Eur.* 2nd ed. iii. p. 123, pl. (1875).

*Alauda yeltoniensis*, *Rey, Eier Vög. Mitteleurop.* p. 254, pl. 36. fig. 12 (1900).

Eggs of the Black Lark cannot be distinguished from those of

*M. calandra*. They measure from 1·0 to 1·1 in length, and from ·7 to ·72 in breadth.

- |  |                                   |
|--|-----------------------------------|
| 1. Volga R., S. Russia ( <i>Nehr-korn Coll.</i> ). | Crowley Bequest.                  |
| 4. Astrakhan ( <i>Henke</i> ).                     | Seebohm Coll.                     |
| 2. Kirghiz Steppes, 8th June.                      | W. Radcliffe Saunders, Esq. [P.]. |
| 2. Irkutsk, S. Siberia, 17th May.                  | Crowley Bequest.                  |

### Genus **TEPHROCORYS**, *Sharpe*.

#### **Tephrocorys cinerea** (*Gmel.*).

(Plate VII. figs. 2-4.)

*Tephrocorys cinerea*, *Sharpe*, ed. *Layard*, *Birds S. Africa*, p. 511 (1875-84); *Butler*, *Feilden & Reid*, *Zool.* 1882, p. 302; *Sharpe*, *Cat. Birds B. M.* xiii. p. 561 (1890); *Nehr-k. Kat. Eiersamm.* p. 133 (1899); *Stark*, *Faun. S. Afr., Birds*, i. p. 222 (1900); *Shelley*, *B. Afr.* iii. p. 123 (1902) [part.]; *Sharpe*, *Hand-l.* v. p. 164 (1906).

Eggs of the Red-headed Lark are of a regular oval shape and slightly glossy. They are white or greenish-white, mottled all over with brown and purplish-grey. They measure from ·82 to ·9 in length, and from ·56 to ·62 in breadth.

- |   |                            |
|---|----------------------------|
| 2. South Africa ( <i>E. L. Layard</i> ).        | Crowley Bequest.           |
| 2. South Africa.                                | E. L. Layard, Esq. [P.].   |
| 4. Newcastle, Natal, 7th Nov.                   | Capt. Savile G. Reid [C.]. |
| 1. Newcastle, 9th Nov. ( <i>E. A. Butler</i> ). | Crowley Bequest.           |
| 2. Newcastle, 9th Sept.                         | Major R. Sparrow [P.].     |
| 2. Newcastle, 30th Oct.                         | Major R. Sparrow [P.].     |
| 3. Heilbron, O.R.C. Sept.                       | R. B. Woosnam, Esq. [C.].  |
| 2. Bloemfontein, 6th Sept.                      | R. E. Dent, Esq. [C.].     |

#### **Tephrocorys anderssoni** (*Tristr.*).

(Plate VII. fig. 5.)

*Tephrocorys anderssoni*, *Sharpe*, *Cat. Birds B. M.* xiii. p. 564 (1890); *Stark*, *Faun. S. Afr., Birds*, i. p. 224 (1900).

*Tephrocorys cinerea*, *Shelley*, *B. Afr.* iii. p. 123 (1902); *Sharpe*, *Hand-l.* v. p. 164 (1906) [part.].

Two eggs of Andersson's Red-capped Lark are of a regular oval shape and without any gloss. The ground-colour is white, marked all over with reddish-brown and violet-grey; in one example all the markings are small, but in the one figured there are a number of reddish-brown blotches, especially round the larger end. They measure respectively ·76 by ·56 and ·76 by ·57.

- |  |                  |
|--|------------------|
| 2. Otjimbingue, Damaraland ( <i>C. J. Andersson: Tristram Coll.</i> ). | Crowley Bequest. |
|--|------------------|



Genus **SPIZOCORYS**, *Sunder.***Spizocorys conirostris** (*Sunder.*).

(Plate VII. figs. 8 &amp; 9.)

*Spizocorys conirostris*, *Sharpe, Cat. Birds B. M.* xiii. p. 564 (1890);  
*Stark, Faun. S. Afr., Birds*, i. p. 220 (1900); *Sharpe, Hand-l.* v.  
 p. 165 (1906).

*Calandrella conirostris*, *Shelley, B. Afr.* iii. p. 133 (1902).

Eggs of the Pink-billed Lark are of a somewhat pointed oval shape and slightly glossy; the ground-colour is white or pale greenish-white, spotted all over, especially round the larger end, with olive-brown and purplish-grey. In four eggs from Wolvehoek the ground-colour is white and the markings are mostly very fine, but in the set from Heilbron the ground-colour is pale greenish-white and the markings are much bolder, many taking the form of small rounded blotches. They vary from .74 to .8 in length, and from .51 to .54 in breadth.

3. Heilbron, O.R.C., Nov.

R. B. Woosnam, Esq. [C.]

2. Wolvehoek, O.R.C., Jan.

R. B. Woosnam, Esq. [C.]

2. Wolvehoek, 8th Jan.

R. B. Woosnam, Esq. [C.]

Genus **ALAUDA**, *Linn.***Alauda arvensis**, *Linn.*

*Alauda arvensis*, *Thien. Fortpflanz. ges. Vög.* p. 377, tab. xxvi. fig. 1, *a-c* (1845-54); *Baedeker, Eier Eur. Vög.* tab. 66. fig. 4 (1855-63); *Hewitson, Eggs of Brit. Birds*, i. p. 176, pl. xlv. fig. i (1856); *Dresser, Birds Eur.* iv. p. 307 (1871); *Seebohm, Brit. Birds*, ii. p. 266, pl. 15 (1884); *id., Birds Japan. Emp.* p. 118 (1890); *Sharpe, Cat. Birds B. M.* xiii. p. 567 (1890); *Oates, Fauna Brit. Ind., Birds*, ii. p. 324 (1890); *id., ed. Hume, Nests & Eggs Ind. Birds*, ii. p. 220 (1890); *Seebohm, Eggs of Brit. Birds*, p. 256, pl. 58. figs. 11 & 12 (1896); *Rey, Eier Vög. Mitteleurop.* p. 251, pl. 36. figs. 1-5 (1900); *Dresser, Man. Pal. Birds*, pt. i. p. 387 (1902); *Sharpe, Hand-l.* v. p. 166 (1906).

*Alauda arvensis arvensis*, *Hartert, Vög. Pal. Faun.* pt. iii. p. 244 (1905).

Eggs of the Sky-Lark vary from a pointed to a blunt oval form, but the majority are pointed and a few are pyriform. Many specimens exhibit a high gloss, others are comparatively dull. The ground-colour varies from dull white to grey and greenish-white, and is, as a rule, profusely mottled with various shades of brown and underlying purplish-grey or pale lavender. The markings are frequently tinged with olive, and occasionally with rufous; and while in some specimens they are evenly spread over the entire surface of the shell, in others they are disposed more densely at the broad end and form a cap or zone. Specimens measure from .85 to 1.02 in length, and from .61 to .72 in breadth.

- |  |                                      |
|--|--------------------------------------|
| 4. England.  | Old Collection.                      |
| 2. Laid in confinement, England.                               | Mrs. E. Bell [P.].                   |
| 4. Carlisle, Cumberland, 1st June<br>( <i>T. Peal</i> ).       | W. Radcliffe Saunders, Esq.<br>[P.]. |
| 5. Farne Islands, 4th June ( <i>Hargitt<br/>Coll.</i> ).       | Seebohm Coll.                        |
| 1. Coquet Island, 16th June ( <i>O.<br/>Salvin</i> ).          | Salvin-Godman Coll.                  |
| 3. Wilstrop, Yorkshire, 27th May<br>( <i>Hargitt Coll.</i> ).  | Seebohm Coll.                        |
| 4. Sheffield, 21st June ( <i>H. Seebohm</i> ).                 | Seebohm Coll.                        |
| 4. Sherwood Forest, Notts, June.                               | Seebohm Coll.                        |
| 5. Cambridgeshire.   | F. Bond, Esq. [P.].                  |
| 4. Cambridgeshire.   | F. Bond, Esq. [P.].                  |
| 5. Cambridgeshire.   | F. Bond, Esq. [P.].                  |
| 7. Cambridge.  | Salvin-Godman Coll.                  |
| 3. Burwell Fen, Cambridge, 17th<br>April ( <i>O. Salvin</i> ). | Salvin-Godman Coll.                  |
| 4. Sparham, Norfolk, 20th June<br>( <i>F. Norgate</i> ).       | Seebohm Coll.                        |
| 4. Sparham, 20th June ( <i>F. N.</i> ).                        | Seebohm Coll.                        |
| 4. Finchley, Middlesex.  | Salvin-Godman Coll.                  |
| 4. Faversham, Kent, 14th April.                                | W. Radcliffe Saunders, Esq.<br>[P.]. |
| 4. Faversham, 23rd May.  | W. Radcliffe Saunders, Esq.<br>[P.]. |
| 4. Alton, Hants, May.  | Crowley Bequest.                     |
| 4. Alton, May.   | Crowley Bequest.                     |
| 4. Alton, May.   | Crowley Bequest.                     |
| 4. Headley, Hants, 22nd May ( <i>H.<br/>Saunders</i> ).        | Seebohm Coll.                        |
| 4. Bentley, Hants, 13th May ( <i>Hargitt<br/>Coll.</i> ).      | Seebohm Coll.                        |
| 4. Hythe, Hants, 29th April.                                   | W. Radcliffe Saunders, Esq.<br>[P.]. |
| 6. Langton, Dorset, 12th June ( <i>S. H.<br/>Wallis</i> ).     | W. Radcliffe Saunders, Esq.<br>[P.]. |
| 4. Valkenswaard, Holland, 28th May.                            | Seebohm Coll.                        |
| 3. Halle, Saxony, 20th May.                                    | W. Radcliffe Saunders, Esq.<br>[P.]. |
| 4. Urbo, Hungary, 2nd June ( <i>W.<br/>R. S.</i> )             | W. Radcliffe Saunders, Esq.<br>[P.]. |

Clutches containing an egg of the Cuckoo (*Cuculus canorus*).

- |                                   |                                      |
|-----------------------------------|--------------------------------------|
| 3. Shifnal, Shropshire, 26th May. | W. Radcliffe Saunders, Esq.<br>[P.]. |
| 3. Hockenden, Kent, 5th July.     | W. Radcliffe Saunders, Esq.<br>[P.]. |
| 3. Horsemonden, Kent, 10th June.  | W. Radcliffe Saunders, Esq.<br>[P.]. |

#### *Alauda hiopus*, *Hodgs.*

*Alauda arvensis*, *Oates, ed. Hume, Nests & Eggs Ind. Birds*, ii. p. 220 (1890).

*Alauda arvensis* subsp.?, *Hartert, Vög. Pal. Fam.* pt. iii. p. 247 (1905).

*Alauda arvensis*, *Sharpe, Hand-l.* v. p. 166 (1906) [pt.].

An egg of Hodgson's Sky-Lark is of a wide, somewhat pointed, oval form and slightly glossy. The ground-colour is greyish-white, thickly speckled with olive-brown and lavender-grey; the markings being most numerous round the broad end, where they form an indistinct zone. It measures  $\cdot 85$  by  $\cdot 66$ .

1. Sonamurg, Kashmir, 2nd May Hume Coll.  
(*C. R. Cock*).

*Alauda pekinensis*, *Swinh.*

(Plate VII. fig. 10.)

*Alauda arvensis pekinensis*, *Hartert, Vög. Pal. Faun.* pt. iii. p. 248 (1905).

*Alauda arvensis*, *Sharpe, Hand-l.* v. p. 166 (1906) [pt.].

Two eggs of the East Siberian Sky-Lark closely resemble the above in shape. The ground-colour is dull grey or greenish-white, spotted with umber-brown and lavender-grey, most of the markings being concentrated round the larger end, where they form a more or less wide confluent zone. They measure respectively  $\cdot 88$  by  $\cdot 66$  and  $\cdot 94$  by  $\cdot 65$ .

1. South Amurland, 20th April. Crowley Bequest.  
1. South Amurland, 1st May. Crowley Bequest.

*Alauda gulgula*, *Frankl.*

(Plate VII. figs. 6 & 7.)

*Alauda gulgula*, *Sharpe, Cat. Birds B. M.* xiii. p. 575 (1890) [pt.]; *Oates, Fauna Brit. Ind., Birds*, ii. p. 326 (1890) [pt.]; *id., ed. Hume, Nests & Eggs Ind. Birds*, ii. p. 221 (1890); *Nehrk. Kat. Eiersamml.* p. 133 (1899); *Sharpe, Hand-l.* v. p. 167 (1906).

*Alauda gulgula gulgula*, *Hartert, Vög. Pal. Faun.* pt. iii. p. 249 (1905).

Eggs of the Indian Sky-Lark vary in shape from a rounded oval to a somewhat wide pointed oval and are more or less glossy. The ground-colour varies from white to greenish-white, and even to pale buff, and is usually marked all over with either reddish-brown, olive-brown or greyish-brown, and with lavender-grey; in some specimens the markings are very fine and dense, in others they are less numerous, some taking the form of small blotches, while in one example most of the markings are concentrated into a heavy olive-brown zone round the larger end. They vary from  $\cdot 75$  to  $\cdot 85$  in length, and from  $\cdot 56$  to  $\cdot 64$  in breadth.

One clutch of three eggs from Akola presents an altogether different type of coloration, being of a dull greenish-white, densely but obscurely mottled all over with greenish-brown and grey; they closely resemble the eggs of *Calandrella brachydactyla*.

7. Sind (*J. H. Gould*). Gould Coll.  
1. Almorah, Himalayas, 11th May Hume Coll.  
(*W. E. Brooks*).

- |   |                  |
|---|------------------|
| 1. Almorah, 30th May ( <i>W. E. B.</i> )        | Hume Coll.       |
| 1. Almorah, 16th June ( <i>W. E. B.</i> )       | Hume Coll.       |
| 3. Akola, Berar, 8th Aug. ( <i>B. Aitken</i> ). | Hume Coll.       |
| 2. Akola, 10th Aug. ( <i>B. A.</i> )            | Hume Coll.       |
| 2. Belgaum, 17th Sept. ( <i>E. A. Butler</i> ). | Crowley Bequest. |
| 4. Pegu, March ( <i>E. W. Oates</i> ).          | Hume Coll.       |
| 2. Pegu, 17th March ( <i>E. W. O.</i> )         | Oates Coll.      |
| 2. Pegu, 29th March ( <i>E. W. O.</i> )         | Oates Coll.      |
| 1. Pegu, 28th Dec. ( <i>E. W. O.</i> )          | Oates Coll.      |

*Alauda guttata*, *Brooks*.

*Alauda gulgula guttata*, *Hartert, Vög. Pal. Faun.* pt. iii. p. 249 (1905).  
*Alauda guttata*, *Sharpe, Hand-l.* v. p. 167 (1906).

Four specimens of the Tibetan Sky-Lark closely resemble those of *A. arvensis* both in size and appearance. They measure respectively ·81 by ·65; ·83 by ·65; ·88 by ·6; ·88 by ·65.

- |                       |                                     |
|-----------------------|-------------------------------------|
| 4. Tibet, 20th April. | W. Radcliffe Saunders, Esq.<br>[P.] |
|-----------------------|-------------------------------------|

*Alauda australis*, *Brooks*.

(Plate VII. figs. 11-13.)

*Alauda gulgula*, *Legge (nec Frankl.), Birds Ceylon*, p. 630 (1879); *Sharpe, Cat. Birds B. M.* xiii. p. 575 (1890) [pt.]; *Oates, Fauna Brit. Ind. Birds*, ii. p. 326 (1890) [pt.]; *id., ed. Hume, Nests & Eggs Ind. Birds*, ii. p. 221 (1890) [pt.].  
*Alauda gulgula australis*, *Hartert, Vög. Pal. Faun.* pt. iii. p. 249 (1905).  
*Alauda australis*, *Sharpe, Hand-l.* v. p. 167 (1906).

Eggs of the South Indian Sky-Lark resemble those of *A. gulgula* and, as in that species, vary considerably in colour and markings. The ground-colour is white, greyish-white, greenish-white, or pale buff; and the surface-markings vary from brown to grey-brown, yellowish-brown, olive-brown, and lilac-brown. One egg is greenish-yellow, indistinctly clouded with greyish, another is pinkish-white, thickly, but obscurely, clouded with lilac-grey. They vary in size from ·78 to ·9 in length, and from ·58 to ·65 in breadth.

- |  |            |
|--|------------|
| 1. Nilghiri Hills, 21st March ( <i>Miss Cockburn</i> ).            | Hume Coll. |
| 1. Nilghiri Hills, 13th April ( <i>Miss Cockburn</i> ).            | Hume Coll. |
| 3. Kotagherry, Nilghiri Hills, 6th April ( <i>Miss Cockburn</i> ). | Hume Coll. |
| 2. Kotagherry, 6th April ( <i>Miss Cockburn</i> ).                 | Hume Coll. |
| 3. Kotagherry, 15th April ( <i>Miss Cockburn</i> ).                | Hume Coll. |
| 2. Kotagherry, 5th May ( <i>Miss Cockburn</i> ).                   | Hume Coll. |

- |   |                  |
|---|------------------|
| 1. Kotagherry, 18th Aug. ( <i>Miss Cockburn</i> ).    | Hume Coll.       |
| 2. Coonoor, Nilghiri Hills, 19th May ( <i>Wait</i> ). | Hume Coll.       |
| 1. Mysore.  | Crowley Bequest. |

*Alauda japonica*, *Temm. & Schl.*

*Alauda arvensis japonica*, *Hartert, Vög. Pal. Faun.* pt. iii. p. 248 (1905).

*Alauda japonica*, *Sharpe, Hand-l.* v. p. 167 (1906).

Eggs of the Japanese Sky-Lark closely resemble those of *A. arvensis*, of the more finely marked type. They measure from .80 to .90 in length, and from .62 to .68 in breadth.

- |   |                                  |
|---|----------------------------------|
| 4. Near Yokohama, Hondo, Japan ( <i>H. Pryer</i> ). | Seebohm Coll.                    |
| 3. Near Yokohama ( <i>H. P.</i> ).                  | Seebohm Coll.                    |
| 4. Fujiyama, Hondo, 27th May.                       | W. Radcliffe Saunders, Esq. [P.] |

*Alauda cœlix*, *Swinh.*

(Plate VII: fig. 14.)

*Alauda cœlix*, *Swinh. Ibis*, 1860, p. 132; 1863, p. 377; *Sharpe, Hand-l.* v. p. 167 (1906).

*Alauda gulgula*, *Grant & Whitehead (nec Frankl.)*, *Ibis*, 1898, p. 244.

*Alauda gulgula cœlix*, *Hartert, Vög. Pal. Faun.* pt. iii. p. 249 (1905).

Eggs of the Chinese Sky-Lark resemble those of *A. australis*, but in some instances they are more heavily marked with small blotches. One of the eggs taken by Whitehead in North-east Luzon has almost the whole of the markings concentrated into a wide band round the middle of the shell. They measure from .75 to .88 in length, and from .59 to .6 in breadth.

- |  |                         |
|--|-------------------------|
| 2. Amoy, S. China, June ( <i>R. Swinhoe: Tristram Coll.</i> ). | Crowley Bequest.        |
| 2. Amoy, China ( <i>R. S.</i> ).                               | Seebohm Coll.           |
| 7. Amoy ( <i>R. S.</i> ).                                      | Seebohm Coll.           |
| 3. Formosa ( <i>R. S.</i> ).                                   | Crowley Bequest.        |
| 4. Formosa, 27th March ( <i>P. A. Holst</i> ).                 | Seebohm Coll.           |
| 5. Formosa, 28th March ( <i>P. A. H.</i> ).                    | Seebohm Coll.           |
| 2. Province of Isabella, N.E. Luzon, Philippines, 25th May.    | J. Whitehead, Esq. [C.] |
| 2. Province of Isabella, 25th May.                             | J. Whitehead, Esq. [C.] |

Genus *CALANDRELLA*, *Kaup.*

*Calandrella brachydactyla* (*Leisler*).

*Alauda brachydactyla*, *Thien. Fortpflanz. ges. Vög.* p. 384, tab. xxvi. fig. 7, *a-d* (1845-54); *Hewitson, Eggs of Brit. Birds*, i. p. 181, pl. xlv. fig. iv (1856); *Seebohm, Brit. Birds*, ii. p. 274. pl. 15 (1884);

*id.*, *Eggs of Brit. Birds*, p. 258, pl. 58, fig. 14 (1896); *Rey, Eier Vög. Mitteleurop.* p. 259, pl. 35, figs. 1-4 (1900).

- Calandrella brachydaetyla*, *Baudeker, Eier Eur. Vög.* tab. 66, fig. 2 (1855-63); *Salvin, Ibis*, 1859, p. 315; *Saunders, Ibis*, 1871, p. 217; *Dresser, Birds Eur.* iv. p. 341 (1873); *Lilford, Ibis*, 1889, p. 324; *Sharpe, Cat. Birds B. M.* xiii. p. 580 (1890); *Oates, Fauna Brit. Ind., Birds*, ii. p. 327 (1890); *Dresser, Man. Pal. Birds*, pt. i. p. 393 (1902); *Whitaker, Birds Tunis*, i. p. 280 (1905); *Sharpe, Hand-l.* v. p. 168 (1906).
- Calandrella brachydaetyla brachydaetyla*, *Hartert, Vög. Pal. Fam.* pt. ii. p. 214 (1904).

Eggs of the Short-toed Lark are generally of a pointed oval shape and moderately glossy. The ground-colour varies from creamy white to greenish- or greyish-white, and the markings are of two types. In one the eggs are profusely mottled with pale brown and lavender-grey, and the markings are pretty evenly distributed over the whole shell; in the second, the eggs are marked with rather distinct spots and blotches of darker brown and pale purplish-grey, which are larger and more dense at the broad end, where they form an irregular cap or zone. The general aspect of the eggs of this Lark is decidedly yellowish. Specimens measure from .75 to .85 in length, and from .55 to .62 in breadth.

- |    |  |                                   |
|----|--|-----------------------------------|
| 2. | [Germany.]   | Crowley Bequest.                  |
| 2. | Spain, 4th July ( <i>H. Saunders</i> ).                      | Seebohm Coll.                     |
| 5. | Malaga, Spain, 3rd June ( <i>H. S.</i> ).                    | Seebohm Coll.                     |
| 4. | Malaga, 30th May ( <i>H. S. : Hargitt Coll.</i> ).           | Seebohm Coll.                     |
| 3. | Colmenar, Spain, May.  | Seebohm Coll.                     |
| 4. | Mostar, Herzegovina, 24th May ( <i>O. Reiser</i> ).          | W. Radcliffe Saunders, Esq. [P.]. |
| 4. | Mostar, 24th May ( <i>O. R.</i> ).                           | W. Radcliffe Saunders, Esq. [P.]. |
| 5. | Greece ( <i>T. Krüper</i> ).                                 | Crowley Bequest.                  |
| 3* | Albania, 24th May ( <i>O. R.</i> ).                          | W. Radcliffe Saunders, Esq. [P.]. |
| 3* | Albania, 22nd June ( <i>O. R.</i> ).                         | W. Radcliffe Saunders, Esq. [P.]. |
| 4. | Attica, Greece, 2nd May.                                     | W. Radcliffe Saunders, Esq. [P.]. |
| 2. | Athens, Greece, 10th May ( <i>T. Krüper</i> ).               | Seebohm Coll.                     |
| 4. | Athens, 23rd May ( <i>T. K.</i> ).                           | Seebohm Coll.                     |
| 4. | Athens, 23rd May ( <i>T. K.</i> ).                           | Seebohm Coll.                     |
| 4. | Athens, 23rd May ( <i>T. K.</i> ).                           | Seebohm Coll.                     |
| 4. | Athens, 26th May ( <i>T. K.</i> ).                           | Seebohm Coll.                     |
| 3. | Parnassus, 12th May ( <i>T. K.</i> ).                        | Seebohm Coll.                     |
| 3. | Mount Hermon, Palestine, 27th May ( <i>H. B. Tristram</i> ). | Crowley Bequest.                  |
| 1. | Kedesh, Galilee, 26th May ( <i>H. B. T.</i> ).               | Crowley Bequest.                  |
| 3. | Cyprus.  | Lord Lilford [P.].                |

\* Two clutches laid by the same female (*fulc. O. Reiser*).

- |   |                     |
|---|---------------------|
| 2. Between Chemora and El Tharf,<br>Algeria, 9th May ( <i>H. B. T.</i> ). | Crowley Bequest.    |
| 2. Ain Beida, Algeria, 7th May<br>( <i>H. B. T.</i> ).                    | Crowley Bequest.    |
| 2. Zana, Algeria ( <i>O. Salvin</i> ).                                    | Salvin-Godman Coll. |
| 1. Ain Djendeli, Algeria, May ( <i>O. S.</i> ).                           | Salvin-Godman Coll. |
| 4. Ain Djendeli, 6th May ( <i>O. S.</i> ).                                | Salvin-Godman Coll. |
| 8. Ain Djendeli ( <i>O. S.</i> ).   | Salvin-Godman Coll. |

Genus **ALAUDULA**, *Horsf. & Moore*.

**Alaudula raytal** (*Blyth*).

(Plate VII. fig. 15.)

*Alaudula raytal*, *Sharpe, Cat. Birds B. M.* xiii. p. 591 (1890); *Oates, Fauna Brit. Ind., Birds*, ii. p. 330 (1890); *id., ed. Hume, Nests & Eggs Ind. Birds*, ii. p. 225 (1890); *Sharpe, Hand-l.* v. p. 169 (1906).

The eggs of the Ganges Sand-Lark are of a blunt oval form and moderately glossy. They are greyish-white, profusely speckled all over with yellowish-brown and underlying purplish-grey. Six specimens measure from  $\cdot 7$  to  $\cdot 77$  in length, and from  $\cdot 51$  to  $\cdot 56$  in breadth.

- |  |            |
|--|------------|
| 1. Etawah, N.W. Provinces, India<br>( <i>W. E. Brooks</i> ).         | Hume Coll. |
| 1. Hoshungabad, Central Provinces,<br>1st May ( <i>E. C. Nunn</i> ). | Hume Coll. |
| 1. Hoshungabad, 6th May ( <i>E. C. N.</i> ).                         | Hume Coll. |
| 3. Faridpur, Bengal, 10th April<br>( <i>J. R. Cripps</i> ).          | Hume Coll. |

**Alaudula adamsi** (*Hume*).

*Alaudula adamsi*, *Sharpe, Cat. Birds B. M.* xiii. p. 592 (1890); *Oates, Fauna Brit. Ind., Birds*, ii. p. 331 (1890); *id., ed. Hume, Nests & Eggs Ind. Birds*, ii. p. 226 (1890); *Nchrk. Kat. Eiersamml.* p. 133 (1889); *Sharpe, Hand-l.* v. p. 169 (1906).

Four eggs of the Indus Sand-Lark resemble those of *A. raytal*, but are larger, and in some specimens the markings are concentrated round the larger end, and form a more or less marked zone. Four eggs measure respectively:  $\cdot 76$  by  $\cdot 58$ ;  $\cdot 8$  by  $\cdot 57$ ;  $\cdot 8$  by  $\cdot 58$ ;  $\cdot 81$  by  $\cdot 6$ .

- |   |                  |
|---|------------------|
| 1. Jhelum River, Punjab, 20th March<br>( <i>C. R. Cock</i> ). | Hume Coll.       |
| 3. Sind.  | Crowley Bequest. |

**Alaudula heinei** (*Homeyer*).

*Calandrella pispoletta*, *Dresser, Birds Eur.* iv. p. 355 (1873); *id., Man. Pal. Birds*, pt. i. p. 395 (1902).

*Alaudula pispoletta*, *Sharpe, Cat. Birds B. M.* xiii. p. 587 (1890).

*Alauda pispoletta*, *Rey, Eier Vög. Mitteleurop.* p. 259, pl. 35. figs. 5-8 (1900).

*Calandrella minor heinei*, *Hartert, Vög. Pal. Faun.* pt. ii. p. 219 (1904).  
*Alaudula heinei*, *Sharpe, Hand-l.* v. p. 169 (1906).

Eggs of Heine's Short-toed Lark resemble those of *Calandrella brachydactyla* of the various types: the markings being greenish-brown, olive-brown, or reddish-brown and lilac-grey in different specimens. They measure from .77 to .8 in length, and from .59 to .62 in breadth.

- |                                |                  |
|--------------------------------|------------------|
| 3. S.E. Europe.                | Crowley Bequest. |
| 2. S.E. Europe.                | Crowley Bequest. |
| 2. Kuldja, Mongolia, 18th May. | Crowley Bequest. |

#### *Alaudula cheleensis*, *Swinh.*

*Alauda brachydactyla*, *Swinhoe (nec Leisler)*, *Ibis*, 1861, p. 255.  
*Alaudula cheleensis*, *Swinh. P. Z. S.* 1871, p. 390: *Nehrck. Kat. Eiersamml.* p. 133 (1899); *Sharpe, Hand-l.* v. p. 170 (1906).  
*Alaudula cheleensis*, *Sharpe, Cat. Birds B. M.* xiii. p. 589 (1890).  
*Calandrella minor cheleensis*, *Hartert, Vög. Pal. Faun.* pt. ii. p. 220 (1904).

The eggs of the Chinese Short-toed Lark are indistinguishable from those of *Calandrella brachydactyla*, and measure from .7 to .78 in length, and from .56 to .6 in breadth.

- |   |               |
|---|---------------|
| 4. Talién Bay, N. China, July<br>( <i>R. Swinhoe</i> ). | Seeböhm Coll. |
| 4. Talién Bay, July ( <i>R. S.</i> ).                   | Seeböhm Coll. |
| 4. Talién Bay, July ( <i>R. S.</i> ).                   | Seeböhm Coll. |
| 4. Talién Bay, July ( <i>R. S.</i> ).                   | Seeböhm Coll. |
| 5. Talién Bay, July ( <i>R. S.</i> ).                   | Seeböhm Coll. |

#### *Alaudula bætica*, *Dresser.*

*Calandrella bætica*, *Dresser, Birds Eur.* iv. p. 351 (1873); *Saunders, Bull. Soc. Zool. France*, ii. p. 91 (1877); *Dresser, Man. Pal. Birds*, pt. i. p. 395 (1902).  
*Alauda bætica*, *Bree, Birds Eur.* iii. p. 117, pl. (1875).  
*Alaudula bætica*, *Sharpe, Cat. Birds B. M.* xiii. p. 588 (1890); *id.*, *Hand-l.* v. p. 170 (1906).  
*Calandrella minor bætica*, *Hartert, Vög. Pal. Faun.* pt. ii. p. 218 (1904).

The eggs of the Andalusian Short-toed Lark are of a pointed oval shape and moderately glossy. Five are pure white, spotted and blotched, especially at the broad end where the markings form an irregular zone, with hair-brown or pale yellowish-brown, and pale underlying lavender. Three examples are greenish-white, more or less freckled with olive-brown and lilac, and resemble the common type of egg laid by *Calandrella brachydactyla*. Eight examples measure from .73 to .8 in length, and from .55 to .59 in breadth.

- |   |                                     |
|---|-------------------------------------|
| 3. Seville, Spain, 3rd May<br>( <i>H. Saunders</i> ). | Seeböhm Coll.                       |
| 2. Seville, 3rd May ( <i>H. S.</i> ).                 | Seeböhm Coll.                       |
| 3. Seville, 20th May.                                 | W. Radcliffe Saunders, Esq.<br>[P.] |



**Alaudula minor (Cab.).**

- Calandrella minor*, *Dresser, Birds Eur.* iv. p. 349 (1873); *id.*, *Man. Pal. Birds*, pt. i. p. 394 (1902); *Whitaker, Birds Tunis*, i. p. 283 (1905).  
*Alaudula minor*, *Sharpe, Cat. Birds B. M.* xiii. p. 588 (1890) [pt.]; *id.*, *Hand-l.* v. p. 170 (1906).  
*Calandrella minor minor*, *Hartert, Vög. Pal. Faun.* pt. ii. p. 218 (1904).

Two eggs of the Lesser Short-toed Lark are of a wide, pointed oval form. They have the ground-colour pale greenish-white, blotched with olive-brown and lilac-grey: in one specimen most of the markings are concentrated towards the larger end so as to form a cap, in the second they form a zone round the middle of the shell. They measure respectively:  $\cdot 76$  by  $\cdot 58$ ;  $\cdot 75$  by  $\cdot 57$ .

2. Algeria, 10th April.

Crowley Bequest.

**Alaudula rufescens (Vieill.).**

- Alaudula minor*, *Sharpe, Cat. Birds B. M.* xiii. p. 588 (1890) [pt.].  
*Calandrella minor rufescens*, *Hartert, Vög. Pal. Faun.* pt. ii. p. 217 (1904).  
*Alauda rufescens*, *Sharpe, Hand-l.* v. p. 170 (1906).

Five eggs of the Tenerife Lark are indistinguishable from those of *Calandrella brachydactyla*, and vary equally in colour and markings. They measure from  $\cdot 76$  to  $\cdot 83$  in length, and from  $\cdot 58$  to  $\cdot 6$  in breadth.

5. Tenerife, Canary Islands.

W. Radcliffe Saunders, Esq.  
[P.].

**Alaudula polatzeki, Hartert.**

- Alaudula minor*, *Sharpe, Cat. Birds B. M.* xiii. p. 588 (1890) [pt.].  
*Calandrella minor polatzeki*, *Hartert, Vög. Pal. Faun.* pt. ii. p. 217 (1904).  
*Alaudula polatzeki*, *Sharpe, Hand-l.* v. p. 170 (1906).

Eggs of the Fuertaventura Lark do not differ from those of *A. rufescens*. They vary from  $\cdot 71$  to  $\cdot 79$  in length, and from  $\cdot 55$  to  $\cdot 58$  in breadth.

6. Fuertaventura, Canary Islands.

W. Radcliffe Saunders, Esq.  
[P.].

4. Fuertaventura, March (*Percy Rendall: Tristram Coll.*).

Crowley Bequest.

3. Fuertaventura, March (*P. R.: Tristram Coll.*).

Crowley Bequest.

Genus **MIRAFRA**, *Horsf.***Mirafra nivosa** (*Swains.*).

(Plate VII. fig. 16.)

- Alaemon nivosus*, *Sharpe, ed. Layard, Birds S. Africa*, p. 501 (1875-84);  
*id.*, *Cat. Birds B. M.* xiii. p. 522 (1890); *Nehr. Kat. Eiersamml.*  
 p. 132 (1899); *Stark, Faun. S. Afr., Birds*, i. p. 230 (1900).  
*Mirafra nivosus*, *Shelley, Birds Afr.* iii. p. 33 (1902); *Sharpe, Hand-l.* v.  
 p. 170 (1906).

Seven eggs of the Cape Lark are of a blunt oval form and slightly glossy. They are cream-coloured, profusely mottled with brown of two shades and grey. They measure from  $\cdot 82$  to  $\cdot 95$  in length, and from  $\cdot 65$  to  $\cdot 67$  in breadth.

- |  |                           |
|--|---------------------------|
| 2. South Africa.   | E. L. Layard, Esq. [P.].  |
| 1. Northern Cape Colony ( <i>T. Atmore</i> ;<br><i>Tristram Coll.</i> ). | Crowley Bequest.          |
| 4. Kuruman, 7th March.   | R. B. Woosnam, Esq. [C.]. |

**Mirafra hova**, *Hartl.*

- Alauda hova* *Cowan, Proc. R. Phys. Soc. Edinb.* vii. p. 149 (1882);  
*Milne-Edwards & Grandidier, Hist. Nat. Madag., Ois.* ii. p. 456,  
 pl. 304. figs. 11, 11 a (1885).  
*Mirafra hova*, *Sharpe, Cat. Birds B. M.* xiii. p. 601 (1890); *Nehr. Kat.*  
*Eiersamml.* p. 134 (1899); *Shelley, Birds Afr.* iii. p. 61 (1902);  
*Sharpe, Hand-l.* v. p. 172 (1906).

The eggs of the Madagascar Bush-Lark are of a pointed oval shape and very slightly glossy. They are greyish-white, profusely speckled and blotched, especially about the broad end, with reddish-brown, yellowish-brown, and purplish-grey. They measure from  $\cdot 74$  to  $\cdot 87$  in length, and from  $\cdot 57$  to  $\cdot 61$  in breadth.

- |   |                           |
|---|---------------------------|
| 3. Madagascar ( <i>Tristram Coll.</i> ).                                      | Crowley Bequest.          |
| 16. Betsileo, Madagascar.   | Rev. W. Deans Cowan [P.]. |
| 2. Mahanara, E. Madagascar, 14th Dec.<br>( <i>W. D. C.: Tristram Coll.</i> ). | Crowley Bequest.          |

**Mirafra horsfieldi**, *Gould.*

(Plate VII. fig. 17.)

- Mirafra horsfieldii*, *North, Nests & Eggs Austr. Birds*, p. 159 (1889);  
*Sharpe, Cat. Birds B. M.* xiii. p. 604 (1890); *Nehr. Kat. Eiersamml.*  
 p. 134 (1899); *Campbell, Nests & Eggs Austr. Birds*, i. p. 501 (1901);  
*Sharpe, Hand-l.* v. p. 172 (1906).

Two eggs of Horsfield's Bush-Lark are of a regular oval form and slightly glossy. The ground-colour is greyish-white, thickly speckled and finely marbled with greyish-brown and lilac-brown. They measure respectively:  $\cdot 76$  by  $\cdot 57$ ;  $\cdot 79$  by  $\cdot 56$ .

- |   |                  |
|---|------------------|
| 2. Moonee Ponds, Victoria, 18th Dec.<br>( <i>A. J. North</i> ). | Crowley Bequest. |
|---|------------------|

**Mirafra woodwardi**, *Milligan*.

(Plate VII. fig. 18.)

*Mirafra woodwardi*, *Milligan*, *Vict. Nat.* xviii. p. 25 (1901); *Sharpe*, *Hand-l.* v. p. 172 (1906).

Four eggs of Woodward's Bush-Lark are of a wide, slightly pointed oval form and distinctly glossy. The ground-colour is greenish-white or greyish-white, thickly spotted all over with dark brown, olive-brown, and lilac-grey. They measure respectively:  $\cdot 73$  by  $\cdot 55$ ;  $\cdot 74$  by  $\cdot 58$ ;  $\cdot 75$  by  $\cdot 57$ ;  $77$  by  $\cdot 57$ .

4. West Australia.

T. Carter, Esq. [C.].

**Mirafra cantillans**, *Blyth*.

(Plate VII. figs. 20 &amp; 21.)

*Mirafra cantillans*, *Sharpe*, *Cat. Birds B. M.* xiii. p. 605 (1890); *Oates*, *Fauna Brit. Ind., Birds*, ii. p. 333 (1890); *id.*, *ed. Hume*, *Nests & Eggs Ind. Birds*, ii. p. 227 (1890); *Nehrke*, *Kat. Eiersamm.* p. 134 (1899); *Sharpe*, *Hand-l.* v. p. 173 (1906).

The eggs of the Singing Bush-Lark vary from a pointed to a blunt oval form and are moderately glossy. They are greyish-white or pale greenish-white, densely marked with two or more shades of brown and underlying lavender or purplish-grey. Some specimens are very distinctly spotted; others are mottled and blotched. Several specimens measure from  $\cdot 7$  to  $\cdot 88$  in length, and from  $\cdot 55$  to  $\cdot 62$  in breadth.

- |   |                  |
|---|------------------|
| 3. Sind.  | Crowley Bequest. |
| 2. Lahore, Punjab, 7th June ( <i>C. H.</i><br><i>T. Marshall</i> ). | Hume Coll.       |
| 2. Jhansi, C. Provs., June ( <i>F. R.</i><br><i>Blewitt</i> ).      | Hume Coll.       |
| 2. Jhansi, 27th July ( <i>F. R. B.</i> ).                           | Hume Coll.       |
| 1. Jhansi, Aug. ( <i>F. R. B.</i> ).                                | Hume Coll.       |
| 1. Hoshungabad, C. Provs., 16th<br>April ( <i>E. C. Nunn</i> ).     | Hume Coll.       |

**Mirafra damarensis**, *Sharpe*.

*Mirafra damarensis*, *Sharpe*, *Cat. Birds B. M.* xiii. p. 612 (1890); *Stark*, *Faun. S. Afr., Birds*, i. p. 211 (1900); *Shelley*, *Birds Afr.* iii. p. 58 (1902); *Sharpe*, *Hand-l.* v. p. 173 (1906).

Eggs of the Damaraland Bush-Lark are of a rounded or somewhat pointed oval form and very slightly glossed. The ground-colour is whitish, more or less profusely mottled, spotted, or speckled with reddish-brown, yellowish-brown, and lilac-grey. They measure from  $\cdot 74$  to  $\cdot 8$  in length, and from  $\cdot 58$  to  $\cdot 61$  in breadth.

- |  |                  |
|--|------------------|
| 3. Ondonga, Ovampoland ( <i>C. J.</i><br><i>Andersson: Tristram Coll.</i> ). | Crowley Bequest. |
| 2. Ondonga, 19th January ( <i>C. J. A.</i> ;<br><i>Tristram Coll.</i> ).     | Crowley Bequest. |

**Mirafra africana, Smith.**

(Plate VII. fig. 19.)

Megalophonus planicola, *Ayres, Ibis*, 1871, p. 259.

Mirafra africana, *Sharpe, ed. Layard, Birds S. Africa*, p. 519 (1875-84);  
*id., Cat. Birds B. M.* xiii, p. 607 (1890); *Nehrck. Kat. Eiersamml.*  
 p. 134 (1899); *Stark, Faun. S. Afr., Birds*, i. p. 212 (1900);  
*Shelley, Birds Afr.* iii. p. 51 (1902); *Sharpe, Hand-l.* v. p. 173 (1906).

Three eggs of the Rufous-naped Bush-Lark are of an elongate oval shape and slightly glossy. They are greyish-white, delicately freckled with pale reddish- or yellowish-brown and lavender, the markings being somewhat denser at the broad end. Three examples measure respectively: .91 by .61; .89 by .62; .87 by .65.

3. Natal (*T. Ayres*).

Salvin-Godman Coll.

**Mirafra assamica, McClell.**

Mirafra assamica, *Sharpe, Cat. Birds B. M.* xiii, p. 609 (1890); *Oates, Fauna Brit. Ind., Birds*, ii. p. 334 (1890); *id., ed. Hume, Nests & Eggs Ind. Birds*, ii. p. 229 (1890); *Nehrck. Kat. Eiersamml.* p. 134 (1899); *Sharpe, Hand-l.* v. p. 174 (1906).

Eggs of the Bengal Bush-Lark vary from a pointed to a blunt oval shape, and exhibit a considerable amount of gloss. They are greyish-white, profusely marked with various shades of brown, ranging from pale yellowish-brown in some eggs to deep purplish-brown in others. There are, in addition, underlying spots and blotches of lavender or pale purple. The surface-markings are usually more dense at the broad end, and vary considerably, being merely fine specks and freckles in some specimens, and comparatively bold blotches in others. Numerous examples measure from .7 to .83 in length, and from .56 to .63 in breadth.

- |  |            |
|--|------------|
| 4. Saharunpur, N.W. Provs., 19th<br>June ( <i>G. F. L. Marshall</i> ). | Hume Coll. |
| 2. Sikhim Terai, 3rd April.  | Hume Coll. |
| 1. Sikhim Terai, 24th April.   | Hume Coll. |
| 1. Sikhim Terai, 9th May.  | Hume Coll. |
| 4. Sikhim Terai, 14th May.   | Hume Coll. |
| 3. Sikhim Terai, 29th May.   | Hume Coll. |
| 3. Sikhim Terai, 15th June.  | Hume Coll. |
| 2. Faridpur, Bengal, 22nd May<br>( <i>J. R. Cripps</i> ).              | Hume Coll. |

**Mirafra erythroptera, Jerdon.**

Mirafra erythroptera, *Sharpe, Cat. Birds B. M.* xiii, p. 612 (1890); *Oates, Fauna Brit. Ind., Birds*, ii. p. 334 (1890); *id., ed. Hume, Nests & Eggs Ind. Birds*, ii. p. 231 (1890); *Nehrck. Kat. Eiersamml.* p. 134 (1899); *Sharpe, Hand-l.* v. p. 174 (1906).

The eggs of the Red-winged Bush-Lark are not separable from

those of *M. assamica*. They measure from .7 to .83 in length, and from .55 to .62 in breadth.

- |     |  |                  |
|-----|--|------------------|
| 1.  | Delhi, N.W. Provinces, India,            | Hume Coll.       |
|     | 21st July ( <i>C. T. Bingham</i> ).      |                  |
| 1.  | Bareilly, N.W. Provs.,                   | Hume Coll.       |
|     | 24th May.                                |                  |
| 2.  | Etawah, N.W. Provs.,                     | Crowley Bequest. |
|     | 24th March                               |                  |
|     | ( <i>W. E. Brooks: Tristram Coll.</i> ). |                  |
| 3.  | Mirzapur, N.W. Provs.,                   | Crowley Bequest. |
|     | 22nd June                                |                  |
|     | ( <i>W. E. B.: Tristram Coll.</i> ).     |                  |
| 1.  | Hoshungabad, C. Provs.,                  | Hume Coll.       |
|     | 22nd July                                |                  |
|     | ( <i>E. C. Nunn</i> ).                   |                  |
| 15. | Jhansi, Aug. ( <i>F. R. Blewitt</i> ).   | Hume Coll.       |
| 2.  | Saugor, C. Provs. ( <i>F. R. B.</i> ).   | Hume Coll.       |
| 2.  | Saugor, 14th July ( <i>F. R. B.</i> ).   | Hume Coll.       |
| 3.  | Raipur, C. Provs.,                       | Hume Coll.       |
|     | June ( <i>F. R. B.</i> ).                |                  |

### Mirafra affinis, *Jerd.*

(Plate VII. fig. 22.)

*Mirafra affinis*, *Legge, Birds Ceylon*, p. 634 (1879); *Sharpe, Cat. Birds B. M.* xiii. p. 614 (1890); *Oates, Faun. Brit. Ind., Birds*, ii. p. 335 (1890); *id., ed. Hume, Nests & Eggs Ind. Birds*, ii. p. 233 (1890); *Nehrke, Kat. Eiersamml.* p. 134 (1899); *Sharpe, Hand-l.* v. p. 174 (1906).

Two eggs of the Madras Bush-Lark are of a rather long oval shape and slightly glossy. The ground-colour is whitish, profusely spotted and speckled with reddish-brown and lilac-grey, the markings being most numerous towards the broad end of the shell, where they are larger and more or less confluent, forming an ill-defined cap. They measure respectively .91 by .62 and .91 by .63.

- |    |                                    |                  |
|----|------------------------------------|------------------|
| 2. | North Central Province, Ceylon,    | Crowley Bequest. |
|    | 12th June ( <i>A. L. Butler</i> ). |                  |

### Genus SPIZALAUDA, *Blyth*.

#### *Spizalanda deva* (*Sykes*).

(Plate VIII. figs. 2-4.)

*Spizalanda deva*, *Sharpe, Cat. Birds B. M.* xiii. p. 621 (1890); *Nehrke, Kat. Eiersamml.* p. 134 (1899); *Sharpe, Hand-l.* v. p. 177 (1906).  
*Galerita deva*, *Oates, Faun. Brit. Ind., Birds*, ii. p. 338 (1890); *id., ed. Hume, Nests & Eggs Ind. Birds*, ii. p. 236 (1890).

The eggs of Sykes's Crested Lark are typically of a pointed oval shape, and they usually exhibit a considerable amount of gloss. The majority are greyish-white or cream-colour, profusely speckled and mottled with yellowish-brown or olive-brown, the markings being particularly dense at the broad end, where they are generally confluent and form a cap or zone. Some specimens differ in being

distinctly spotted and blotched with rich purplish-brown and lavender, and others are similarly marked with yellowish-brown and purplish-grey. They measure from .71 to .89 in length, and from .55 to .66 in breadth.

2.	Lahore, Punjab, 7th June.	Hume Coll.
6.	Jhansi, Aug. ( <i>F. R. Blewitt</i> ).	Hume Coll.
3.	Seoni, C. Provs., Aug.	Hume Coll.
8.	Saugor, C. Provs. ( <i>F. R. B.</i> ).	Hume Coll.
6.	Saugor, 29th July ( <i>F. R. B.</i> ).	Hume Coll.
3.	Saugor, 4th Aug. ( <i>F. R. B.</i> ).	Hume Coll.
7.	Saugor, 5th Aug. ( <i>F. R. B.</i> ).	Hume Coll.
2.	Saugor, 10th Aug. ( <i>F. R. B.</i> ).	Hume Coll.
5.	Sholapur, 30th June ( <i>J. Davidson</i> ).	Hume Coll.
5.	Sholapur, 1st July ( <i>J. D.</i> ).	Hume Coll.
11.	Sholapur, 3rd July ( <i>J. D.</i> ).	Hume Coll.
2.	Sholapur, 4th July ( <i>J. D.</i> ).	Hume Coll.
2.	South India.	Crowley Bequest.

### Genus GALERIDA, *Boie*.

#### *Galerida cristata* (*Linn.*).

*Alauda cristata*, *Thien. Fortpflanz. ges. Vög.* p. 380, tab. xxvi. fig. 2, *a-d* (1845-54); *Hewitson. Eggs of Brit. Birds*, i. p. 178, pl. xlv. fig. ii (1856); *Seeborn, Brit. Birds*, ii. p. 261, pl. 15 (1884); *id., Eggs of Brit. Birds*, p. 255, pl. 58. figs. 9 & 10 (1896); *Rey, Eier Vög. Mitteleurop.* p. 255, pl. 36. figs. 18-22 (1900).

*Galerita cristata*, *Baebecker, Eier Eur. Vög.* tab. 66. fig. 8 (1855-63); *Dresser, Birds Eur.* iv. p. 285 (1873); *Sharpe, Cat. Birds B. M.* xiii. p. 626 (1890) [pt.].

*Corydus cristatus*, *Dresser, Man. Pal. Birds*, pt. i. p. 390 (1902) [pt.].

*Galerida cristata cristata*, *Hartert, Vög. Pal. Faun.* pt. ii. p. 228 (1904).

*Galerida cristata*, *Sharpe, Hand-l.* v. p. 178 (1906).

The majority of the eggs of the Crested Lark are of a broad oval shape, but some are comparatively narrow and elongate. They exhibit a large amount of gloss and vary very greatly in size and coloration. The ground-colour ranges from a nearly pure white to a greyish-white or a greenish-white. The markings are of various shades of brown, ranging from pale brown through yellowish-brown to umber-brown and dark olive-brown. The underlying markings of purplish-grey or lavender are generally very conspicuous. Many specimens are coarsely blotched, others are somewhat finely speckled, and others again are profusely mottled all over. Examples measure from .8 to 1.04 in length, and from .6 to .72 in breadth.

13.	Elbeuf, France ( <i>Noury: Hargitt Coll.</i> ).	Seeborn Coll.
5.	Pomerania, 10th May ( <i>T. Holland</i> ).	Seeborn Coll.
5.	Pomerania, 29th May ( <i>T. II.</i> ).	Seeborn Coll.
4.	Berlin ( <i>Dresser Coll.</i> ).	Crowley Bequest.
5.	Sziget Csépe, Hungary, 1st June ( <i>W. R. S.</i> ).	W. Radcliffe Saunders, Esq. [P.].

- |  |                                      |
|--|--------------------------------------|
| 5. Sziget Csép, 21st May ( <i>W. R. S.</i> ).              | W. Radcliffe Saunders, Esq.<br>[P.]. |
| 5. Sziget Csép, 1st June ( <i>W. R. S.</i> ).              | W. Radcliffe Saunders, Esq.<br>[P.]. |
| 4. Sziget Csép, 6th June ( <i>W. R. S.</i> ).              | W. Radcliffe Saunders, Esq.<br>[P.]. |
| 5. Sziget Csép, 20th May ( <i>F. A. Cérva</i> ).           | W. Radcliffe Saunders, Esq.<br>[P.]. |
| 5. Metkovic, Herzegovina, 25th April ( <i>O. Reiser</i> ). | W. Radcliffe Saunders, Esq.<br>[P.]. |
| 4. Smyrna, Asia Minor, 12th May ( <i>Dr. T. Kriiper</i> ). | Seebohm Coll.                        |
| 4. Nymphio, Asia Minor, 2nd June ( <i>H. S.</i> ).         | Seebohm Coll.                        |

Clutch containing an egg of the Cuckoo (*Cuculus canorus*).

- |  |                                      |
|--|--------------------------------------|
| 4. Sziget Csép, Hungary, 7th June ( <i>W. R. S.</i> ). | W. Radcliffe Saunders, Esq.<br>[P.]. |
|--|--------------------------------------|

### *Galerida pallida*, *Brehm*.

(Plate VIII. figs. 1 & 5.)

*Galerida cristata*, *Saunders*, *Ibis*, 1871, p. 217.

*Galerida cristata pallida*, *Hartert*, *Vög. Pal. Faun.* ii. p. 231 (1904).

*Galerida pallida*, *Sharpe*, *Hand-l.* v. p. 178 (1906).

Eggs of the Spanish Crested Lark resemble certain types of *G. cristata* in colour and size, having the ground-colour whitish, more or less profusely spotted and freckled with reddish-brown, olive-brown, and lavender; the markings in some specimens being concentrated round the larger end, where they form a more or less well-defined zone.

- |  |                  |
|--|------------------|
| 5. South Spain, 8th May ( <i>Bidwell Coll.</i> ).                    | Crowley Bequest. |
| 3. Malaga, S. Spain, 17th May ( <i>H. Saunders: Hargitt Coll.</i> ). | Seebohm Coll.    |
| 5. Seville, Spain, May ( <i>A. Ruiz</i> ).                           | Seebohm Coll.    |
| 3. Seville, 4th May ( <i>H. Saunders</i> ).                          | Seebohm Coll.    |

### *Galerida kleinschmidti*, *Erlanger*.

(Plate VIII. fig. 6.)

*Galerida cristata kleinschmidti*, *Hartert*, *Vög. Pal. Faun.* pt. ii. p. 231 (1904).

*Galerida kleinschmidti*, *Sharpe*, *Hand-l.* v. p. 178 (1906).

Six eggs of the Morocco Crested Lark resemble certain specimens of *G. cristata* in colour and size, being boldly marked, especially round the larger end, with spots and blotches of umber-brown, yellowish-brown, or olive-brown and lavender-grey.

- |                                      |                  |
|--------------------------------------|------------------|
| 6. Tangiers ( <i>Foster Coll.</i> ). | Crowley Bequest. |
|--------------------------------------|------------------|

· *Galerida macrorhyncha*, *Tristram*.

(Plate VIII. figs. 7-9.)

*Galerida macrorhyncha*, *Tristram*, *Ibis*, 1859, pp. 57, 426; *Sharpe*, *Hand-l.* v. p. 178 (1906).

*Galerida cristata*, *Salvin*, *Ibis*, 1859, p. 314.

*Galerida cristata macrorhyncha*, *Hartert*, *Vög. Pal. Faun.* pt. ii. p. 232 (1904); *Whitaker*, *Birds Tunis*, i. p. 254 (1905).

Eggs of *Tristram's* Crested Lark resemble those of *G. cristata* in every respect, all the same types of coloration and markings being represented in the series in the Collection.

- |   |                                      |
|---|--------------------------------------|
| 2. Tunis, 20th March.                                     | Crowley Bequest.                     |
| 1. Ketena, Tunis, 23rd May.                               | W. Radcliffe Saunders, Esq.<br>[P.]. |
| 1. Kef Laks, Algeria, 22nd April<br>( <i>O. Salvin</i> ). | Salvin-Godman Coll.                  |
| 2. Zana, N. Algeria, 18th June ( <i>O. S.</i> ).          | Salvin-Godman Coll.                  |
| 2. Zana, 24th June ( <i>H. B. Tristram</i> ).             | Crowley Bequest.                     |
| 1. Sidi Khalifa Cherif, 8th May<br>( <i>O. S.</i> ).      | Salvin-Godman Coll.                  |
| 1. Ain Beida, Algeria, 5th May<br>( <i>O. S.</i> ).       | Salvin-Godman Coll.                  |
| 2. Ain Djendeli, Algeria, 2nd May<br>( <i>O. S.</i> ).    | Salvin-Godman Coll.                  |
| 3. Ain Djendeli, 12th May ( <i>O. S.</i> ).               | Salvin-Godman Coll.                  |
| 2. Ain Djendeli, 13th May ( <i>O. S.</i> ).               | Salvin-Godman Coll.                  |
| 5. Ain Djendeli, 14th May ( <i>O. S.</i> ).               | Salvin-Godman Coll.                  |
| 1. Ain Djendeli, 16th May ( <i>O. S.</i> ).               | Salvin-Godman Coll.                  |
| 1. Ain Djendeli, 11th May ( <i>H. B. T.</i> ).            | Crowley Bequest.                     |
| 1. Ain Djendeli, 20th May ( <i>H. B. T.</i> ).            | Crowley Bequest.                     |
| 1. Ain Oussera, Algeria ( <i>Dr. Reboud</i> ).            | Crowley Bequest.                     |

*Galerida arenicola*, *Tristr.*

*Galerida arenicola*, *Tristram*, *Ibis*, 1859, pp. 58, 426; *Sharpe*, *Hand-l.* v. p. 179 (1906).

*Galerida cristata arenicola*, *Hartert*, *Vög. Pal. Faun.* pt. ii. p. 232 (1904); *Whitaker*, *Birds Tunis*, i. p. 257 (1905).

Eggs of the Pale Long-billed Crested Lark are similar to those of *G. cristata* in coloration and size; but all the eggs in the Collection are of the browner type, being densely spotted and speckled, and in some cases blotched, with umber-brown, yellowish-brown, and lilac-grey.

- |                                     |                                      |
|-------------------------------------|--------------------------------------|
| 4. Sahara, Tunis, 21st May.         | W. Radcliffe Saunders, Esq.<br>[P.]. |
| 2. Sidi el Hani, Tunis, 28th March. | W. Radcliffe Saunders, Esq.<br>[P.]. |
| 3. Hadj el Aïoum, Tunis, 7th April. | W. Radcliffe Saunders, Esq.<br>[P.]. |



**Galerida brachyura, Tristram.**

(Plate VIII. figs. 10 &amp; 11.)

*Galerida brachyura*, *Tristram*, *P. Z. S.* 1864, p. 435; *Sharpe*, *Hand-l.* v. p. 179 (1906).

*Alauda isabellina*, *Tristram*, *Faun. & Flora Palestine*, p. 78 (1884).

*Galerida cristata brachyura*, *Hartert*, *Vög. Pal. Faun.* pt. ii. p. 234 (1904).

Eggs of the Short-tailed Crested Lark are indistinguishable from those of *G. arenicola* described above.

- |   |                  |
|---|------------------|
| 2. Jericho, Palestine, 29th March           | Crowley Bequest. |
| ( <i>H. B. Tristram</i> ).                  |                  |
| 2. Jericho, 30th March ( <i>H. B. T.</i> ). | Crowley Bequest. |
| 4. El Ghor, Palestine, 19th May             | Crowley Bequest. |
| ( <i>H. B. T.</i> ).                        |                  |

**Galerida magna, Hume.**

(Plate VIII. fig. 12.)

*Galerida cristata magna*, *Witherby*, *Ibis*, 1903, p. 525; *Hartert*, *Vög. Pal. Faun.* pt. ii. p. 235 (1904).

*Galerida magna*, *Sharpe*, *Hand-l.* v. p. 180 (1906).

Eggs of Hume's Crested Lark resemble those of *G. arenicola* described above. They measure from .88 to .9 in length, and from .66 to .68 in breadth.

- |                                    |                            |
|------------------------------------|----------------------------|
| 5. Shiraz, Persia, 3rd May.        | H. F. Witherby, Esq. [P.]. |
| 4. Jask, Gulf of Oman, 23rd March. | S. Butcher, Esq. [P.].     |
| 4. Jask, 29th March.               | S. Butcher, Esq. [P.].     |
| 3. Jask, 29th March.               | S. Butcher, Esq. [P.].     |
| 2. Jask, 30th March.               | S. Butcher, Esq. [P.].     |

**Galerida chendoola (Frankl.).**

(Plate VIII. figs. 13 &amp; 14.)

*Galerida cristata*, *Oates*, *Faun. Brit. Ind., Birds*, ii. p. 337 (1890); *id.*, *ed. Hume*, *Nests & Eggs Ind. Birds*, ii. p. 233 (1890).

*Galerida cristata chendoola*, *Hartert*, *Vög. Pal. Faun.* pt. ii. p. 236 (1894).

*Galerida chendoola*, *Sharpe*, *Hand-l.* v. p. 180 (1906).

Eggs of the Indian Crested Lark resemble those of *G. cristata* in colour and markings, but are, as a rule, considerably smaller. The coloration of one clutch from Delhi is remarkable, the three eggs being white, finely and somewhat sparingly spotted with blackish-grey and hlac-grey, and with a few markings of deep olive-brown. Sixteen examples measure from .81 to .88 in length, and from .62 to .68 in breadth. One egg from E. Narra is exceptionally long; it measures 1.05 by .68.

- |  |             |
|--|-------------|
| 4. Sind, N.W. India ( <i>J. H. Gould</i> ).                          | Gould Coll. |
| 1. East Narra, Sind ( <i>S. Doig</i> ).                              | Hume Coll.  |
| 3. Lahore, Punjab, 7th June.   | Hume Coll.  |
| 3. Delhi, Punjab, 23rd April ( <i>C. T. Bingham</i> ).               | Hume Coll.  |
| 2. Saharumpur, N.W. Provs., 29th March ( <i>G. F. L. Marshall</i> ). | Hume Coll.  |
| 2. Bareilly, N.W. Provs., 11th May.                                  | Hume Coll.  |
| 2. Bahraich, Oudh, 19th April.                                       | Hume Coll.  |

### *Galerida theklæ*, *Brehm*.

(Plate VIII. fig. 21.)

- Galerita theklæ*, *Nehrck. Kat. Eiersamml.* p. 134 (1899).  
*Galerita theklæ*, *Sharpe, Cat. Birds B. M.* xiii. p. 633 (1890) [pt.]; *id.*, *Hand-l.* v. p. 180 (1906).  
*Alauda theklæ*, *Rey, Eier Vög. Mitteleurop.* p. 257, pl. 36. figs. 10 & 11 (1900) [pt.].  
*Galerida theklæ theklæ*, *Hartert, Vög. Pal. Faun.* pt. ii. p. 237 (1904).

Four eggs of the Short-billed Crested Lark resemble those of *G. cristata* of the olive type, being greenish-white, spotted and blotched with olive-brown and grey. They measure respectively .88 by .6; .90 by .58; .90 by .7; .91 by .69.

- |                 |                                      |
|-----------------|--------------------------------------|
| 4. South Spain. | W. Radcliffe Saunders, Esq.<br>[P.]. |
|-----------------|--------------------------------------|

### *Galerida harterti*, *Erlanger*.

- Galerida abyssinica*, *Tristram, Ibis*, 1859, p. 425.  
*Galerita isabellina*, *Tristram, Ibis*, 1859, p. 425; *Loche, Expl. Sci. Algér., Ois.* ii. p. 40 (1867); *Dresser, Birds Eur.* iv. p. 303 (1873); *Sharpe, Cat. Birds B. M.* xiii. p. 635 (1890) [pt.].  
*Galerida theklæ harterti*, *Hartert, Vög. Pal. Faun.* pt. ii. p. 238 (1904).  
*Galerida theklæ major*, *Whitaker, Birds Tunis*, i. p. 259 (1905).  
*Galerida harterti*, *Sharpe, Hand-l.* v. p. 181 (1906).

Three eggs of Hartert's Crested Lark are of a broad oval shape and very slightly glossy. Two are greyish-white, profusely mottled, especially at the broad end, with reddish- or yellowish-brown and purplish-grey. The third is more sparingly marked, and displays several rather large blotches of lavender-grey. They measure respectively .8 by .69, .83 by .67, and .85 by .63.

- |   |                     |
|---|---------------------|
| 1. Algeria ( <i>Loche</i> ).  | Salvin-Godman Coll. |
| 1. Zin, Algeria, 20th March.  | Salvin-Godman Coll. |
| 1. Ain Oussera, Algeria, May ( <i>Dr. Reboud: Tristram Coll.</i> ). | Crowley Bequest.    |

### *Galerida superflua*, *Hartert*.

- Galerida theklæ superflua*, *Hartert, Vög. Pal. Faun.* pt. ii. p. 238 (1904); *Whitaker, Birds Tunis*, i. p. 264 (1905).  
*Galerida superflua*, *Sharpe, Hand-l.* v. p. 181 (1906).

Eggs of the Pale Short-billed Crested Lark are similar to those of *G. harterti*. They measure respectively : .90 by .64 ; .85 by .66 ; .81 by .68.

1. El Aghouat, Central Algeria, May Crowley Bequest.  
(*Dr. Reboud: Tristram Coll.*)
2. El Aghouat (*Loche: Tristram Coll.*) Crowley Bequest.

### *Galerida malabarica* (*Scop.*).

(Plate VIII. figs. 15 & 16.)

*Galerida malabarica*, *Sharpe, Cat. Birds B. M.* xiii. p. 633 (1890); *Oates, Fauna Brit. Ind., Birds*, ii. p. 338 (1890); *id., ed. Hume, Nests & Eggs Ind. Birds*, ii. p. 237 (1890); *Nehrke, Kat. Eiersamml.* p. 134 (1899).  
*Galerida malabarica*, *Sharpe, Hand-l.* v. p. 182 (1906).

The eggs of the Malabar Crested Lark closely resemble those of *Spizaluuda deva*. They measure from .71 to .9 in length, and from .57 to .62 in breadth.

2. Ratnagiri, West Coast of India, Hume Coll.  
5th Oct. (*G. Vidal*).
1. Ratnagiri, 23rd Oct. (*G. F.*) Hume Coll.
2. Ratnagiri, 27th Oct. (*G. F.*) Hume Coll.
1. Ratnagiri, 3rd Nov. (*G. F.*) Hume Coll.
2. Ratnagiri, 10th Nov. (*G. F.*) Hume Coll.
4. Ratnagiri, 23rd Nov. (*G. F.*) Hume Coll.
3. Nilghiri Hills, 8th April (*Miss Cockburn*) Hume Coll.
2. Curzon, Nilghiri Hills, 8th May Hume Coll.  
(*Miss Cockburn*).

### Genus LULLULA, *Kaup*.

#### *Lullula arborea* (*Linnaeus*).

*Alauda nemorosa*, *Thien. Fortpflanz. ges. Vög.* tab. xxvi. fig. 4, a-d (1845-54).

*Alauda arborea*, *Boedeker, Eier Eur. Vög.* tab. 66 fig. 5 (1855-63); *Hewitson, Eggs of Brit. Birds*, i. p. 179, pl. xlv. fig. iii (1856); *Dresser, Birds Eur.* iv. p. 321 (1873); *Seebohm, Brit. Birds*, ii. p. 256, pl. 15 (1884); *Whitehead, Ibis*, 1885, p. 40; *Seebohm, Eggs of Brit. Birds*, p. 255, pl. 58. fig. 8 (1896); *Key, Eier Vög. Mitteleurop.* p. 258, pl. 36. figs. 13-17 (1900); *Dresser, Man. Pal. Birds*, pt. i. p. 389 (1902).

*Lullula arborea*, *Sharpe, Cat. Birds B. M.* xiii. p. 636 (1890); *Hartert, Vög. Pal. Faun.* pt. iii. p. 241 (1905); *Sharpe, Hand-l.* v. p. 182 (1906).

The eggs of the Wood-Lark are mostly of a broad pointed oval shape and moderately glossy. They are white or greyish-white, thickly speckled and mottled with dull reddish-brown or olive-brown, and underlying lavender or grey. The markings on the eggs of this Lark are almost invariably fine and speckly, and they

seldom attain the dimensions of blotches. They are generally very dense at the broad end of the egg, where they become confluent and often form a large cap or a wide wreath. Specimens measure from .7 to .9 in length, and from .6 to .69 in breadth.

- |  |                                   |
|--|-----------------------------------|
| 3. Thetford, Norfolk ( <i>Tristram Coll.</i> ).                    | Crowley Bequest.                  |
| 4. Elvedon, Suffolk.   | Salvin-Godman Coll.               |
| 3. Elvedon, 27th March.  | Salvin-Godman Coll.               |
| 3. Holland.  | Salvin-Godman Coll.               |
| 4. Holland.  | Salvin-Godman Coll.               |
| 2. Elbeuf, France ( <i>Noury: Hargitt Coll.</i> ).                 | Seebohm Coll.                     |
| 2. Vosges, France ( <i>Mougel: Hargitt Coll.</i> ).                | Seebohm Coll.                     |
| 4. Vosges ( <i>Mougel: Hargitt Coll.</i> ).                        | Seebohm Coll.                     |
| 2. Vagney, Vosges ( <i>Mougel: Hargitt Coll.</i> ).                | Seebohm Coll.                     |
| 5. Corsica, 13th May.  | J. Whitehead, Esq. [C.].          |
| 2. Pomerania, Germany, 11th May ( <i>T. Holland</i> ).             | Seebohm Coll.                     |
| 3. Pomerania, 11th May ( <i>T. II.</i> ).                          | Seebohm Coll.                     |
| 4. Brandenburg, 25th April.  | W. Radcliffe Saunders, Esq. [P.]. |
| 3. Brandenburg, 26th June.   | W. Radcliffe Saunders, Esq. [P.]. |
| 4. Cassel, Westphalia, 2nd May.                                    | W. Radcliffe Saunders, Esq. [P.]. |
| 4. Hesse, 10th May.  | W. Radcliffe Saunders, Esq. [P.]. |
| 4. Alsace, 21st May.   | W. Radcliffe Saunders, Esq. [P.]. |
| 4. South Spain, 4th May.   | W. Radcliffe Saunders, Esq. [P.]. |
| 4. Herzegovina, 2nd June.  | W. Radcliffe Saunders, Esq. [P.]. |
| 5. Parnassus, 14th May ( <i>T. Krüper</i> ).                       | Seebohm Coll.                     |
| 3. Parnassus, 20th May ( <i>T. K.</i> ).                           | Seebohm Coll.                     |
| 5. Parnassus, 23rd May ( <i>T. K.</i> ).                           | Seebohm Coll.                     |
| 4. Parnassus, 28th May ( <i>T. K.</i> ).                           | Seebohm Coll.                     |
| Clutch containing an egg of the Cuckoo ( <i>Cuculus canorus</i> ). |                                   |
| 3. Hesse, Germany, 30th May.                                       | W. Radcliffe Saunders, Esq. [P.]. |

### Genus CALENDULA, Swains.

#### *Calendula crassirostris* (Vieill.).

(Plate VIII. figs. 17 & 18.)

*Alauda crassirostris*, Thien. *Fortyfl. ges. Vög.* p. 379, tab. xxvi. fig. 9 (1845-54).

*Calendula crassirostris*, Sharpe, ed. Layard, *Birds S. Africa*, p. 513 (1875-84); *id.*, *Cat. Birds B. M.* xiii. p. 639 (1890); *Nehr. Kat. Eiersamml.* p. 134 (1899); *Stark, Faun. S. Afr., Birds*, i. p. 202 (1900); *Shelley, B. Afr.* iii. p. 115 (1902); *Sharpe, Hand-l.* v. p. 182 (1906).

Eggs of the Thick-billed Lark are of a regular oval shape and devoid of gloss. Some are cream-coloured, densely mottled with brown and lavender- or purplish-grey, especially at the broad end. Others are greenish-white blotched with olive-brown and lilac-grey. They measure from .85 to .93 in length, and from .61 to .69 in breadth.

- |   |                           |
|---|---------------------------|
| 4. South Africa.                                      | Gould Coll.               |
| 1. South Africa ( <i>E. L. Layard</i> ).              | Salvin-Godman Coll.       |
| 2. South Africa ( <i>E. L. L. : Tristram Coll.</i> ). | Crowley Bequest.          |
| 2. South Africa.                                      | Crowley Bequest.          |
| 3. Bloemfontein, O. R. C., 22nd April.                | R. B. Woosnam, Esq. [C.]. |

### Genus **AMMOMANES**, *Cab.*

#### **Ammomanes phœnicura** (*Frankl.*).

(Plate VIII. figs. 19 & 20.)

*Ammomanes phœnicura*, *Sharpe, Cat. Birds B. M.* xiii. p. 642 (1890); *Oates, Fauna Brit. Ind., Birds*, ii. p. 339 (1890); *id., ed. Hume, Nests & Eggs Ind. Birds*, ii. p. 240 (1890); *Nehrk. Kat. Eiersamml.* p. 135 (1899); *Sharpe, Hand-l.* v. p. 183 (1908).

The eggs of the Rufous-tailed Desert-Lark are mostly of a broad pointed oval shape and slightly glossy. They are of a creamy- or pale yellowish-white, speckled and freckled all over, but most densely at the broad end, with yellowish- or pale reddish-brown and underlying purplish-grey. They measure from .78 to .9 in length, and from .55 to .63 in breadth.

- |   |                                 |
|---|---------------------------------|
| 3. Hoshungabad, C. Provs., India,<br>28th April ( <i>E. C. Num</i> ). | Hume Coll &<br>Crowley Bequest. |
| 1. Raipur, C. Provs., April ( <i>F. R.<br/>Blewitt</i> ).             | Hume Coll.                      |
| 2. Raipur, 15th April ( <i>F. R. B.</i> ).                            | Hume Coll.                      |
| 14. Raipur ( <i>F. R. B.</i> ).                                       | Hume Coll.                      |

#### **Ammomanes grayi**, *Wahlb.*

*Ammomanes grayi*, *Sharpe, Cat. Birds B. M.* xiii. p. 643 (1890); *Nehrk. Kat. Eiersamml.* p. 135 (1899); *Stark, Faun. S. Afr., Birds*, i. p. 198 (1900); *Shelley, Birds Afr.* iii. p. 103 (1902); *Sharpe, Hand l.* v. p. 185 (1908).

Two eggs of Gray's Desert-Lark closely resemble certain types of those laid by *A. phœnicura*, having the ground-colour white, densely and finely freckled over the entire surface of the shell with yellowish-brown and lilac-grey. They measure respectively: .83 by .6; .86 by .6.

- |  |                  |
|--|------------------|
| 2. Ondonga, Ovampoland, 25th April<br>( <i>C.J. Andersson: Tristram Coll.</i> ). | Crowley Bequest. |
|--|------------------|

**Ammomanes algeriensis, Sharpe.**

*Alauda deserti*, *Baedeker, Eier Eur. Vög.* tab. 66. fig. 11 (1855-63).

*Ammomanes isabellinus*, *Loche, Expl. Sci. Algér., Ois.* ii. p. 24 (1867).

*Ammomanes algeriensis*, *Sharpe, Cat. Birds B. M.* xiii. p. 645 (1890); *Nehr. Kat. Eiersamml.* p. 135 (1899); *Sharpe, Hand-l.* v. p. 185 (1908).

*Ammomanes deserti algeriensis*, *Hartert, Vög. Pal. Faun.* pt. ii. p. 221 (1904); *Whitaker, Birds Tunis.* i. p. 274 (1905).

Eggs of the Algerian Desert-Lark are of a blunt oval shape and slightly glossy. They are white or creamy-white, speckled, generally profusely, all over with pale reddish-brown and lavender, the markings in some specimens being most numerous towards the larger end. They measure from .81 to .9 in length, and from .63 to .69 in breadth.

- |   |                                  |
|---|----------------------------------|
| 2. Djebel Sidi Aich, C. Tunis, 9th April ( <i>P. Spatz</i> ). | Crowley Bequest.                 |
| 1. Djebel Sidi Aich, 15th April ( <i>P. S.</i> ).             | Crowley Bequest.                 |
| 2. Algeria ( <i>Loche</i> ).                                  | Salvin-Godman Coll.              |
| 2. Algeria, 2nd April.  | W. Radcliffe Saunders, Esq. [P.] |
| 2. Morocco, 23rd May.   | Crowley Bequest.                 |

**Ammomanes isabellina (Temm.).**

(Plate VIII. fig. 22.)

*Ammomanes isabellina*, *Tristram, Ibis.* 1859, p. 422.

*Alauda lusitania*, *Bree, Birds Eur.* iii. p. 112, pl. 4 (1875).

*Ammomanes deserti*, *Dresser, Birds Eur.* iv. p. 329 (1874) [part.]; *Sharpe, Cat. Birds B. M.* xiii. p. 646 (1890); *Nehr. Kat. Eiersamml.* p. 135 (1899); *Witherby, Ibis*, 1903, p. 524.

*Ammomanes deserti fraterculus*, *Hartert, Vög. Pal. Faun.* pt. ii. p. 223 (1904).

*Ammomanes isabellina*, *Sharpe, Hand-l.* v. p. 185 (1908).

Eggs of the Palestine Desert-Lark are of a somewhat pointed oval shape and slightly glossy. They are creamy-white or greenish-white profusely speckled with pale brown or yellowish-brown and lavender, the markings being usually more dense round the broad end. They measure from .78 to .87 in length, and from .57 to .61 in breadth.

- |  |                                  |
|--|----------------------------------|
| 1. Wilderness of Judea, Palestine, 22nd April ( <i>H. B. Tristram</i> ). | Salvin-Godman Coll.              |
| 2. Between Jerusalem and Masseh, 26th April ( <i>H. B. T.</i> ).         | Crowley Bequest.                 |
| 4. Jericho, 4th May.   | W. Radcliffe Saunders, Esq. [P.] |
| 4. Kamariz, S.W. Persia, 30th March.                                     | H. F. Witherby, Esq. [P.]        |

**Ammomanes phœnicuroides** (*Blyth*).

- Ammomanes phœnicuroides*, *Sharpe, Cat. Birds B. M.* xiii. p. 647 (1890); *Gates, Fauna Brit. Ind., Birds*, ii. p. 340 (1890); *id., ed. Hume, Nests & Eggs Ind. Birds*, ii. p. 242 (1890); *Sharpe, Hand-l.* v. p. 184 (1908).  
*Ammomanes deserti phœnicuroides*, *Hartert, Vög. Pal. Faun.* pt. ii. p. 224 (1904).

The eggs of Blyth's Desert-Lark are of a regular oval shape and moderately glossy. They are pale greyish-white, speckled and spotted with pale brown and underlying purplish-grey. The markings are more dense at the broad end, where they form a small cap. Two examples measure respectively: .77 by .6; .82 by .6.

2. Nowshera, Peshawar Valley, Hume Coll.  
 Punjab, 4th May (*C. R. Cock*).

**Ammomanes arenicolor** (*Sunder.*).

- Ammomanes elegans*, *Loche, Expl. Sci. Algér., Ois.* ii. p. 26 (1867).  
*Ammomanes cinctura*, *Dresser, Birds Eur.* iv. p. 335 (1875); *Sharpe, Cat. Birds B. M.* xiii. p. 644 (1890); *Nehrke, Kat. Eiersamml.* p. 135 (1899).  
*Ammomanes phœnicura arenicolor*, *Hartert, Vög. Pal. Faun.* pt. ii. p. 224 (1904).  
*Ammomanes cinctura arenicolor*, *Whitaker, Birds Tunis.* i. p. 277 (1905).  
*Ammomanes arenicolor*, *Sharpe, Hand-l.* v. p. 183 (1908).

Eggs of Gould's Desert-Lark are of a regular oval shape and entirely devoid of gloss. They are white, rather thickly marked, especially at the broad end, with specks and very small spots of deep purplish-brown and lavender. They measure from .8 to .82 in length, and from .59 to .6 in breadth.

3. Sillousa, Tunis, 10th April. W. Radcliffe Saunders, Esq.  
 [P.]  
 4. Algeria, 7th April (*P. Spatz*). W. Radcliffe Saunders, Esq.  
 [P.]  
 1. Algeria (*Loche*). Salvin-Godman Coll.  
 2. El Aghouat, C. Algeria (*Loche*: *Tristram Coll.*). Crowley Bequest.

**Ammomanes erythrochlamys** (*Smith*).

- Ammomanes erythrochlamys*, *Sharpe, Cat. Birds B. M.* xiii. p. 648 (1890); *Stark, Faun. S. Afr., Birds*, i. p. 191 (1900); *Shelley, Birds Afr.* iii. p. 95 (1902); *Sharpe, Hand-l.* v. p. 185 (1908).

Two eggs of the Damaraland Desert-Lark are very similar to those of *A. isabellina*, having the ground-colour white profusely spotted and freckled all over with dark purplish-brown, reddish-brown, and lavender. They measure .82 by .58.

2. Otjimbingue, Damaraland, 13th Jan. Crowley Bequest.  
 (*C. J. Andersson*: *Tristram Coll.*).

Genus **EREMOPTERYX**, *Kaup*.**Eremopteryx australis** (*Smith*).

(Plate VIII. fig. 23.)

*Pyrrhulanda australis*, *Ayres, Ibis*, 1871, p. 258; *Sharpe, Cat. Birds B. M.* xiii. p. 651 (1890); *Nehrke, Kat. Eiersamml.* p. 135 (1899); *Stark, Faun. S. Afr., Birds*, i. p. 194 (1900); *Shelley, Birds Afr.* iii. p. 76 (1902).

*Eremopteryx australis*, *Sharpe, Hand-l.* v. p. 186 (1908).

Three eggs of the Dark-naped Finch-Lark are of a regular oval shape and very slightly glossed. They are greyish-white, profusely speckled and spotted all over with olive-brown and lavender-grey, the markings being somewhat concentrated round the larger end so as to form a more or less distinct zone. They measure from .7 to .71 in length, and from .5 to .53 in breadth.

3. Potchefstroom, Transvaal (*T. Ayres: Tristram Coll.*) Crowley Bequest.

**Eremopteryx grisea** (*Scop.*).

*Pyrrhulanda grisea*, *Leyge, Birds Ceylon*, p. 637 (1879); *Sharpe, Cat. Birds B. M.* xiii. p. 652 (1890); *Oates, Fauna Brit. Ind., Birds*, ii. p. 341 (1890); *id., ed. Hume, Nests & Eggs Ind. Birds*, ii. p. 234 (1890); *Nehrke, Kat. Eiersamml.* p. 135 (1899).

*Eremopteryx grisea*, *Sharpe, Hand-l.* v. p. 187 (1908).

The eggs of the Ashy-crowned Finch-Lark are mostly of a pointed oval form and exhibit a moderate amount of gloss. The ground-colour is white, tinged with grey or green, and is thickly speckled and mottled with two or more shades of brown and underlying lavender. In two specimens the markings are of a purplish-brown colour and cover nearly the whole of the shell, but as a rule the markings, though dense, permit a considerable portion of the ground-colour to be seen. Specimens measure from .69 to .79 in length, and from .5 to .6 in breadth.

1. N.W. Provinces (*A. Anderson: Tristram Coll.*) Crowley Bequest.  
 1. N.W. Provinces (*W. E. Brooks: Tristram Coll.*) Crowley Bequest.  
 1. Bareilly, N.W. Provs., 10th April. Hume Coll.  
 1. Aligarh, N.W. Provs., 30th March (*G. F. L. Marshall*). Hume Coll.  
 2. Jhansi, N.W. Provs. Hume Coll.  
 1. Hoshungabad, C. Provs., 6th April (*E. C. Nunn*). Hume Coll.  
 3. Saugor, C. Provs. (*F. R. Blewitt*). Hume Coll.  
 2. Raipur, C. Provs. (*F. R. B.*). Hume Coll.  
 1. Raipur (*F. R. B.*). Hume Coll.  
 2. Sholapur, Bombay Pres., 18th July (*J. Davidson*). Hume Coll.  
 2. Sholapur (*J. D.*). Hume Coll.  
 2. Salem, Madras, 21st Aug. (*A. G. R. Theobald*). Hume Coll.



**Eremopteryx melanauchen (Cab.).**

- Pyrrhulauda melanauchen*, *Sharpe, Cat. Birds B. M.* xiii. p. 655 (1890);  
*Oates, Fauna Brit. Ind., Birds*, ii. p. 343 (1890); *id., ed. Hume, Nests  
 & Eggs Ind. Birds*, ii. p. 248 (1890).  
*Pyrrhulauda frontalis*, *Shelley, Birds Afr.* iii. p. 79 (1902).  
*Eremopteryx melanauchen*, *Sharpe, Hand-l.* v. p. 187 (1908).

Eggs of the Black-crowned Finch-Lark resemble those of *E. grisea*, but appear to have a purer white ground and, as a rule, the markings are coarser and better-defined. They measure from .69 to .81 in length, and from .5 to .6 in breadth.

27. Eastern Narra, Sind (*S. Doig*). Hume Coll.  
 1. Eastern Narra, 25th Aug. (*S. D.*). Hume Coll.  
 1. Eastern Narra, 27th Aug. (*S. D.*). Hume Coll.

**Eremopteryx verticalis (Smith).**

- Pyrrhulauda verticalis*, *Sharpe, Cat. Birds B. M.* xiii. p. 656 (1890);  
*Stark, Faun. S. Afr., Birds*, i. p. 195 (1900); *Shelley, Birds Afr.*  
 iii. p. 83 (1902).  
*Eremopteryx verticalis*, *Sharpe, Hand-l.* v. p. 186 (1908).

Two eggs of the Grey-backed Finch-Lark are perfectly similar to those of *E. australis*. They measure respectively .68 by .5 and .7 by .5.

2. Ondonga, Ovampoland, 31st March Crowley Bequest.  
 (C. J. Andersson: *Tristram  
 Coll.*).

**Family FRINGILLIDÆ.****Genus LIGURINUS. Koch.****Ligurinus chloris (Linn.).**

- Fringilla chloris*, *Thien. Fortpflanz. ges. Vög.* p. 409, tab. xxxvi. fig. 4, a-c  
 (1845-54); *Scebohm, Brit. Birds*, ii. p. 74, pl. 12 (1884); *id., Eggs  
 of Brit. Birds*, p. 239, pl. 56, fig. 13 (1896).  
*Chlorospiza chloris*, *Baedecker, Eier Eur. Vög.* tab. 20, fig. 1 (1855-63).  
*Coccothraustes chloris*, *Hewitson, Eggs of Brit. Birds*, i. p. 204, pl. lii.  
 fig. i (1856).  
*Ligurinus chloris*, *Saunders, Ibis*, 1871, p. 219; *Dresser, Birds Eur.* iii.  
 p. 567 (1875); *Rey, Eier Vög. Mitteleurop.* p. 315, pl. 39, figs. 17-21  
 (1900); *Dresser, Man. Pal. Birds*, pt. i. p. 283 (1902) [part.]; *Sharpe,  
 Hand-l.* v. p. 196 (1908).  
*Chloris chloris*, *Sharpe, Cat. Birds B. M.* xii. p. 21 (1888) [part.]; *Jourd.  
 Eggs Europ. Birds*, p. 46, pl. x, figs. 17-21 (1906).  
*Chloris chloris chloris*, *Hartert, Vög. Pal. Faun.* pt. i. p. 61 (1903).

The eggs of the Greenfinch are of a regular oval shape and possess a fair amount of gloss. The ground-colour varies from

bluish-white to pale blue or bluish-green, and this is marked, principally over the larger half of the egg, with specks, spots, and small blotches of deep purplish-brown and underlying spots, small clouds and smears of pinkish-brown. Occasionally markings of both kinds are equally distributed over the whole shell. Numerous specimens measure from  $\cdot 7$  to  $\cdot 9$  in length, and from  $\cdot 5$  to  $\cdot 62$  in breadth.

- |    |   |                                   |
|----|---|-----------------------------------|
| 4. | Dochfour, Inverness-shire, 10th May ( <i>Hargitt Coll.</i> ).     | Seebohm Coll.                     |
| 4. | Wilstrop, Yorkshire, 27th May ( <i>Hargitt Coll.</i> ).           | Seebohm Coll.                     |
| 4. | Wilstrop, 29th May ( <i>Hargitt Coll.</i> ).                      | Seebohm Coll.                     |
| 3. | Alport, Derbyshire.   | Salvin-Godman Coll.               |
| 4. | Cambridgeshire.   | F. Bond, Esq. [P.].               |
| 3. | Waterbeach, Cambridge, 9th May ( <i>O. Salvin.</i> ).             | Salvin-Godman Coll.               |
| 5. | Southery, Norfolk, 20th April ( <i>W. R. S.</i> ).                | W. Radcliffe Saunders, Esq. [P.]. |
| 4. | Southery, 25th May ( <i>W. R. S.</i> ).                           | W. Radcliffe Saunders, Esq. [P.]. |
| 5. | Sparham, Norfolk, 25th May ( <i>F. Norgate.</i> ).                | Seebohm Coll.                     |
| 3. | Luton Park, Bedfordshire, 28th May ( <i>H. Seebohm.</i> ).        | Seebohm Coll.                     |
| 4. | Taplow, Berkshire.  | Gould Coll.                       |
| 5. | Avington, Hants, 8th May ( <i>G. E. Shelley: Hargitt Coll.</i> ). | Seebohm Coll.                     |
| 4. | Bentley, Hants ( <i>Hargitt Coll.</i> ).                          | Seebohm Coll.                     |
| 4. | Alton, Hants, May.  | Crowley Bequest.                  |
| 4. | Isle of Wight.  | F. Bond, Esq. [P.].               |
| 4. | Marlborough, Wilts, May ( <i>J. G. Millais: Hargitt Coll.</i> ).  | Seebohm Coll.                     |
| 5. | Marlborough, May ( <i>J. G. M.: Hargitt Coll.</i> ).              | Seebohm Coll.                     |
| 5. | Nether Stowey, Somerset, May ( <i>W. R. S.</i> ).                 | W. Radcliffe Saunders, Esq. [P.]. |
| 1. | Finchley, Middlesex ( <i>O. S.</i> ).                             | Salvin-Godman Coll.               |
| 3. | Highgate, Middlesex.  | Salvin-Godman Coll.               |
| 5. | Churt, Surrey.  | Crowley Bequest.                  |
| 6. | Pomerania ( <i>T. Holland.</i> ).                                 | Seebohm Coll.                     |
| 6. | Pomerania ( <i>T. H.</i> ).                                       | Seebohm Coll.                     |
| 5. | Pomerania, 21st May ( <i>T. H.</i> ).                             | Seebohm Coll.                     |
| 5. | Pomerania, 3rd June ( <i>T. H.</i> ).                             | Seebohm Coll.                     |
| 4. | Sziget-Csépf, Hungary, 20th May ( <i>W. R. S.</i> ).              | W. Radcliffe Saunders, Esq. [P.]. |
| 5. | Parnassus, Greece, 5th May ( <i>T. Krüper.</i> ).                 | Seebohm Coll.                     |
| 4. | Parnassus, 5th May ( <i>T. K.</i> ).                              | Seebohm Coll.                     |
| 2. | Parnassus, 7th May ( <i>T. K.</i> ).                              | Seebohm Coll.                     |
| 4. | Parnassus, 7th May ( <i>T. K.</i> ).                              | Seebohm Coll.                     |
| 3. | Parnassus, 9th May ( <i>T. K.</i> ).                              | Seebohm Coll.                     |
| 5. | Parnassus, 21st May ( <i>T. K.</i> ).                             | Seebohm Coll.                     |
| 3. | Parnassus, 21st May ( <i>T. K.</i> ).                             | Seebohm Coll.                     |
| 4. | Parnassus, 21st May ( <i>T. K.</i> ).                             | Seebohm Coll.                     |

Clutches containing an egg of the Cuckoo (*Cuculus canorus*).

- |  |                                   |
|--|-----------------------------------|
| 4. Babraham, Cambridgeshire, 18th May.         | W. Radcliffe Saunders, Esq. [P.]. |
| 3. Aldbury, Tring, Herts, 29th May (W. R. S.). | W. Radcliffe Saunders, Esq. [P.]. |

### *Ligurinus auranteiventris*, *Cab.*

- Ligurinus auranteiventris*, *Cab. Mus. Hein.* pt. i. p. 158, note (1850);  
*Sharpe, Hand-l.* v. p. 196 (1908).  
*Chloris chloris*, *Sharpe, Cat. Birds B. M.* xii. p. 21 (1888) [part.].  
*Chloris chloris auranteiventris*, *Hartert, Vög. Pal. Faun.* pt. i. p. 63 (1903).  
*Ligurinus chloris auranteiventris*, *Whitaker, Birds Tunis.* i. p. 198 (1905).

Eggs of the North-African Greenfinch are perfectly similar in all respects to those of *L. chloris*.

- |   |                                    |
|---|------------------------------------|
| 5. Setubal, Portugal, 26th April.                 | Don L. Gouzaga do Nascimento [P.]. |
| 5. Malaga, Spain, 4th May ( <i>H. Saunders</i> ). | Seebohm Coll.                      |
| 5. Malaga, 5th June ( <i>H. S.</i> ).             | Seebohm Coll.                      |

### *Ligurinus chloroticus* (*Bonap.*)

- Chlorospiza chlorotica*, *Tristram, Ibis*, 1868, p. 206.  
*Chloris chlorotica*, *Sharpe, Cat. Birds B. M.* xii. p. 26 (1888); *Nehrk. Kat. Eiersamml.* p. 104 (1899).  
*Chloris chloris chlorotica*, *Hartert, Vög. Pal. Faun.* pt. i. p. 63 (1903).  
*Ligurinus chloroticus*, *Sharpe, Hand-l.* v. p. 196 (1908).

Eggs of the Syrian Greenfinch are very similar to those of *L. chloris*. Specimens measure from .7 to .79 in length, and from .56 to .6 in breadth.

- |  |                  |
|--|------------------|
| 5. Safed, Palestine, 11th May ( <i>J. H. Cochrane</i> ). | Seebohm Coll.    |
| 4. Palestine ( <i>Tristram Coll.</i> ).                  | Crowley Bequest. |
| 3. Palestine, 16th May ( <i>Tristram Coll.</i> ).        | Crowley Bequest. |
| 1. Palestine, 19th May ( <i>Tristram Coll.</i> ).        | Crowley Bequest. |
| 2. Palestine, 19th May ( <i>Tristram Coll.</i> ).        | Crowley Bequest. |

### *Ligurinus sinicus* (*Linn.*).

- Chloris sinica*, *Sharpe, Cat. Birds B. M.* xii. p. 26 (1888); *La Touche, Ibis*, 1906, p. 630.  
*Chlorospiza sinica*, *La Touche, Ibis*, 1892, p. 427.  
*Chloris sinica sinica*, *Hartert, Vög. Pal. Faun.* pt. i. p. 64 (1903).  
*Ligurinus sinicus*, *Dresser, Man. Pal. Birds*, pt. i. p. 284 (1902); *Sharpe, Hand-l.* v. p. 197 (1908).

Seven of the eggs of the Chinese Greenfinch in the Collection are

pale bluish-green, sparingly speckled at the broad end with deep purplish-brown or black. They exhibit no trace of any of the pinkish-brown shell-markings so constantly to be found on the eggs of *L. chloris*. On the other hand, an eighth specimen has only a few pinkish shell-markings, the darker surface-markings being almost absent; the two eggs from Si-ning exhibit numerous small darker and lighter purplish-red shell-markings, as well as a few darker surface-spots; and, in the clutch from Chin-kiang, the eggs are white, without markings of any kind. Specimens measure from .7 to .76 in length, and from .5 to .55 in breadth.

- |  |                             |
|--|-----------------------------|
| 4. Chin-kiang, China, 12th May.                | J. D. La Touche, Esq. [C.]. |
| 1. Foochow, China, 1st April.                  | C. B. Rickett, Esq. [P.].   |
| 2. Foochow, 17th May.                          | C. B. Rickett, Esq. [P.].   |
| 4. Foochow, 24th June.                         | C. B. Rickett, Esq. [P.].   |
| 1. Amoy ( <i>R. Swinhoe: Tristram Coll.</i> ). | Crowley Bequest.            |
| 2. Si-ning, Kansu, 12th May.                   | Crowley Bequest.            |

#### *Ligurinus ussuriensis* (Hartert).

*Chloris sinica*, *Nehr.* (*see Linn.*) *Kat. Eiersamml.* p. 104 (1899).  
*Chloris sinica ussuriensis*, *Hartert, Vög. Pal. Faun.* pt. i. p. 64 (1903).  
*Ligurinus ussuriensis*, *Sharpe, Hand-l.* v. p. 197 (1908).

Two eggs of the Ussuri Greenfinch are of a wide blunt oval shape, and closely resemble certain eggs of *L. chloris*. The ground-colour is pale greenish-blue, with reddish-lilac shell-markings and a few dark purplish-brown surface-spots, mostly about the larger end. They measure respectively .7 by .59 and .7 by .55.

- |   |                  |
|---|------------------|
| 1. Sidemi, Ussuri River, East Siberia,<br>18th May. | Crowley Bequest. |
| 1. Sidemi, 26th May.                                | Crowley Bequest. |

#### Genus *EOPHONA*, *Gould*.

##### *Eophona melanura* (*Gmel.*).

*Eophona melanura*, *Sharpe, Cat. Birds B. M.* xii. p. 28 (1888); *Dresser, Man. Pal. Birds*, pt. i. p. 286 (1902); *La Touche, Ibis*, 1906, p. 627; *Sharpe, Hand-l.* v. p. 197 (1908).  
*Eophona melanura*, *Nehr.* *Kat. Eiersamml.* p. 104 (1899).  
*Eophona melanura melanura*, *Hartert, Vög. Pal. Faun.* pt. i. p. 59 (1903).

Eggs of the Black-tailed Hawfinch recall in general appearance those of *Coccothraustes coccothraustes*, but they are more heavily marked. They vary in shape from a very broad to a somewhat pointed oval form, and are distinctly glossy. They are pale greyish- or olive-green, with strongly-marked rounded spots and irregular lines and scrolls of very dark brown, and with under-

lying spots and lines of pale violet-grey. They vary from .85 to 1.0 in length, and from .68 to .73 in breadth.

- |                                 |                             |
|---------------------------------|-----------------------------|
| 3. Chin-kiang, China, 29th May. | J. D. La Touche, Esq. [C.]. |
| 4. Chin-kiang, 29th May.        | J. D. La Touche, Esq. [C.]. |
| 1. Chin-kiang, 10th June.       | J. D. La Touche, Esq. [C.]. |

Genus **HESPERIPHONA**, *Bonap.*

**Hesperiphona montana**, *Ridgw.*

(Plate IX. fig. 1.)

*Hesperiphona vespertina*, var. *montana*, *Ridgw. in Baird, Brewer & Ridgw. N. Amer. Birds*, i. p. 449 (1874).

*Coccythraustes vespertina*, *Swinburne, Auk*, v. p. 113 (1888).

*Hesperiphona vespertina*, *Sharpe, Cat. Birds B. M.* xii. p. 32 (1888).

*Hesperiphona vespertina montana*, *Ridgw. Birds North & Middle Amer.* i. p. 41 (1901).

*Hesperiphona montana*, *Sharpe, Hand-l.* v. p. 193 (1908).

Four eggs of the Montana Grosbeak are of a broad or moderately broad oval form, and slightly glossy. The ground-colour is very pale blue, with spots and small blotches of pale brown and lilac-brown distributed all over the shell, but, usually, most numerous round the larger end. They measure from .95 to 1.0 in length, and from .66 to .77 in breadth.

4. Alameda Co., California, 16th June Crowley Bequest.  
(*J. J. Burrows*).

Genus **COCCOTHRAUSTES**, *Brisson.*

**Coccythraustes coccythraustes** (*Linn.*).

*Fringilla coccythraustes*, *Thien, Fortpflanz. ges. Vög.* p. 419, tab. xxxvi. fig. 2, a-c (1845-54).

*Coccythraustes vulgaris*, *Buedeker, Eier Eur. Vög.* tab. 12. fig. 1 (1855-63); *Hewitson, Eggs of Brit. Birds*, i. p. 205, pl. lii. figs. ii & iii (1856); *Saunders, Ibis*, 1871, p. 220; *Dresser, Birds Eur.* iii. p. 575 (1875); *Seebohm, Brit. Birds*, ii. p. 57, pl. 13 (1884); *id., Eggs of Brit. Birds*, p. 237, pl. 56. figs. 5 & 8 (1896); *Dresser, Man. Pal. Birds*, pt. i. p. 287 (1902).

*Coccythraustes coccythraustes*, *Sharpe, Cat. Birds B. M.* xii. p. 36 (1888); *Nehrke, Kat. Eiersamml.* p. 104 (1899); *Rey, Eier Vög. Mitteleurop.* p. 335, pl. 41. figs. 18-22 (1900); *Whitaker, Birds Tunis*, i. p. 200 (1905); *Jour. Eggs Europ. Birds*, p. 44, pl. 9. figs. 18-22 (1906); *Sharpe, Hand-l.* v. p. 199 (1908).

*Coccythraustes coccythraustes coccythraustes*, *Hartert, Vög. Pal. Faun.* pt. i. p. 55 (1903).

The eggs of the Hawfinch are usually of a broad and pointed oval shape, but some are quite pyriform. They possess a large amount of gloss, and are of two types. In the commonest, they

are pale olive- or greyish-green, somewhat sparingly spotted and blotched with dark olive-brown, and rather profusely marked in various ways with pale purplish shell-markings. In the second type, the ground-colour is buff and the markings, similar to those of the first type in general character, are paler and decidedly ochraceous in colour. In addition to these markings, there are on most eggs of the Hawfinch numerous lines and scrolls fantastically drawn about the larger end of the egg, and occasionally forming a wreath round that point. They vary greatly in size, the smallest specimen in the series measuring  $\cdot 8$  by  $\cdot 61$ , and the largest  $1\cdot 03$  by  $\cdot 75$ .

- |   |                                   |
|---|-----------------------------------|
| 3. Near Bristol, Gloucester ( <i>Hargitt Coll.</i> ).                 | Seebohm Coll.                     |
| 4. Hampshire.   | F. Bond, Esq. [P.].               |
| 3. Crawley, Sussex, 9th June ( <i>R. B. Sharpe</i> ).                 | Seebohm Coll.                     |
| 2. Chailey, Lewes, Sussex, June ( <i>Tristram Coll.</i> ).            | Crowley Bequest.                  |
| 2. Richmond Park, Surrey, 29th May.                                   | Salvin-Godman Coll.               |
| 5. Finchley, Middlesex, 8th May.                                      | Salvin-Godman Coll.               |
| 1. Finchley.  | Salvin-Godman Coll.               |
| 5. Bishop's Wood, Finchley, 10th May.                                 | Salvin-Godman Coll.               |
| 3. Bishop's Wood, 15th May.   | Salvin-Godman Coll.               |
| 4. Bishop's Wood, 12th June.  | Salvin-Godman Coll.               |
| 5. Hampstead, Middlesex.  | Crowley Bequest.                  |
| 5. Tring, Herts, 28th May.  | W. Radcliffe Saunders, Esq. [P.]. |
| 3. St. Neots, Huntingdon ( <i>G. Dawson Rowley: Tristram Coll.</i> ). | Crowley Bequest.                  |
| 5. Holkham, Norfolk, May.   | W. Radcliffe Saunders, Esq. [P.]. |
| 4. Holkham, 2nd June.   | W. Radcliffe Saunders, Esq. [P.]. |
| 3. Epping Forest, Essex.  | Salvin-Godman Coll.               |
| 4. Epping Forest ( <i>H. Saunders</i> ).                              | Seebohm Coll.                     |
| 4. Epping Forest.   | Crowley Bequest.                  |
| 4. Epping Forest.   | Crowley Bequest.                  |
| 2. Epping Forest ( <i>J. Hepburn</i> ).                               | Old Collection.                   |
| 4. Maidstone, Kent.   | Seebohm Coll.                     |
| 4. Blean Wood, Kent, 25th May.  | W. Radcliffe Saunders, Esq. [P.]. |
| 5. Hythe, Kent, 10th May.   | W. Radcliffe Saunders, Esq. [P.]. |
| 2. Spain ( <i>H. Saunders</i> ).                                      | Seebohm Coll.                     |
| 4. Elbeuf, Normandy ( <i>Noury: Hargitt Coll.</i> ).                  | Seebohm Coll.                     |
| 4. Elbeuf ( <i>Noury: Hargitt Coll.</i> ).                            | Seebohm Coll.                     |
| 4. Elbeuf ( <i>Noury: Hargitt Coll.</i> ).                            | Seebohm Coll.                     |
| 3. Elbeuf ( <i>Noury: Hargitt Coll.</i> ).                            | Seebohm Coll.                     |
| 5. Elbeuf ( <i>Noury: Hargitt Coll.</i> ).                            | Seebohm Coll.                     |
| 3. Elbeuf, May ( <i>Noury: Hargitt Coll.</i> ).                       | Seebohm Coll.                     |
| 3. Valkenswaard, Holland.   | Salvin-Godman Coll.               |
| 4. Brunswick, N. Germany ( <i>Nehrkorn</i> ).                         | Seebohm Coll.                     |

3. Stolp, Pomerania, 21st May (*T. Holland*). Seebohm Coll.  
 5. Stolp, 24th May (*T. II.*). Seebohm Coll.  
 4. Dorpat, Baltic Provs. (*Russow*). Seebohm Coll.  
 4. Pankow, Berlin, 25th May. W. Radcliffe Saunders, Esq.  
 [P.]  
 6. Discö Szent Marton, Transylvania, 29th April. W. Radcliffe Saunders, Esq.  
 [P.]  
 5. Boghar Forest, Algeria, 27th May (*H. B. Tristram*). Crowley Bequest.

Clutch containing an egg of the Cuckoo (*Cuculus canorus*).

4. Chingford, Essex, 30th May. W. Radcliffe Saunders, Esq.  
 [P.]

Genus **MYCEROBAS**, *Cab.*

**Mycerobas carneipes** (*Hodgs.*).

(Plate IX. fig. 2.)

- Pycnorhamphus carneipes*, *Sharpe, Cat. Birds B. M.* xii. p. 47 (1888);  
*Oates, Fauna Brit. Ind., Birds*, ii. p. 200 (1890); *Dresser, Man. Pal. Birds*, pt. i. p. 288 (1902); *id., Ibis*, 1903, p. 406. pl. x. figs. 9-11.  
*Mycerobas carneipes*, *Hartert, Vög. Pal. Faun.* pt. i. p. 60 (1903);  
*Sharpe, Hand-l.* v. p. 200 (1908).

Two eggs of the White-winged Grosbeak are much like those of *Perissospiza icteroides* in general appearance. They are of a long oval shape and somewhat glossy. The ground-colour is of a pale warm grey, with boldly-marked knots, spots, and tangled lines of rich dark brown and underlying cloudy markings of purplish- or brownish-grey. In one specimen the markings are almost entirely confined to the larger end, but in the specimen figured, though more numerous round the larger end, they are also distributed over the rest of the shell. They measure respectively 1·2 by ·78 and 1·17 by ·77.

2. Kurrum Valley, 8500 ft., N.W. India, 5th July. C. H. T. Whitehead, Esq.  
 [P.]

Genus **PERISSOSPIZA**, *Oberholser*.

**Perissospiza icteroides** (*Vig.*).

(Plate IX. figs. 3 & 4.)

- Pycnorhamphus icteroides*, *Sharpe, Cat. Birds B. M.* xii. p. 44 (1888);  
*Oates, Fauna Brit. Ind., Birds*, ii. p. 198 (1890); *id., ed. Hume, Nests & Eggs Ind. Birds*, ii. p. 150 (1890).  
*Perissospiza icteroides*, *Sharpe, Hand-l.* v. p. 200 (1908).

Three eggs of the Black-and-Yellow Grosbeak have the ground-

colour pale greyish-green and possess a considerable amount of gloss. One specimen is a broad ellipse in shape, and round one end there is a wreath or zone of tangled lines, knots, and spots of deep blackish-brown. The remainder of the surface of the shell is unmarked. The other specimens have a similar but rather less extended zone round the larger end, with a few black spots scattered here and there over the remainder of the shell. The space occupied by the zone is underlaid with a faint purplish-grey wash in all three examples. They measure respectively: 1.18 by .78; 1.03 by .8; 1.02 by .8.

- |                                     |            |
|-------------------------------------|------------|
| 1. Sind Valley, Kashmir, 18th May   | Hume Coll. |
| ( <i>C. R. Cock</i> ).              |            |
| 1. Murree, N.W. Himalayas, 31st May | Hume Coll. |
| ( <i>C. R. C.</i> ).                |            |
| 1. Murree, 8th June                 | Hume Coll. |
| ( <i>C. R. C.</i> ).                |            |

Genus **ZAMELODIA**, *Coues*.

**Zamelodia ludoviciana** (*Linn.*).

*Hedymeles ludovicianus*, *Baird, Brewer & Ridgw. N. Amer. Birds*, ii. p. 70 (1874); *Salv. & Godm. Biol. Centr.-Amer., Aves*, i. p. 336 (1884); *Sharpe, Cat. Birds B. M.* xii. p. 58 (1888); *Nehr. Kat. Eiersamml.* p. 104 (1899).

*Goniaphea ludoviciana*, *Coues, Bull. U. S. Geol. Surv.* iv. p. 598 (1878).

*Zamelodia ludoviciana*, *Ridgw. Birds North & Middle Amer.* i. p. 614 (1901); *Sharpe, Hand-l.* v. p. 201 (1908).

The eggs of the Rose-breasted Grosbeak are of an oval form and slightly glossy. They are light greenish-blue, profusely speckled and blotched over their entire surface with chestnut-brown. In eight eggs the measurements vary from .93 to 1.02 in length, and from .7 to .72 in breadth.

- |   |                                     |
|---|-------------------------------------|
| 1. North America ( <i>Henshaw Coll.</i> )                   | Salvin-Godman Coll.                 |
| 1. Connecticut, U.S.A. ( <i>W. Wood: Smiths. Inst.</i> )    | Salvin-Godman Coll.                 |
| 5. Hartford, Connecticut, 2nd June.                         | W. Radcliffe Saunders, Esq.<br>[P.] |
| 1. Groveport, Ohio ( <i>Smiths. Inst.: Tristram Coll.</i> ) | Crowley Bequest.                    |

**Zamelodia melanocephala** (*Swains.*).

(Plate IX. fig. 5.)

*Hedymeles melanocephalus*, *Baird, Brewer & Ridgw. N. Amer. Birds*, ii. p. 73 (1884); *Salv. & Godm. Biol. Centr.-Amer., Aves*, i. p. 338 (1884); *Sharpe, Cat. Birds B. M.* xii. p. 62 (1888); *Nehr. Kat. Eiersamml.* p. 104 (1899).

*Zamelodia melanocephala*, *Ridgw. Birds North & Middle Amer.* i. p. 617 (1901); *Sharpe, Hand-l.* v. p. 202 (1908).

Eggs of the Black-headed Grosbeak are of an oval shape and



somewhat glossy. They are bluish-green, mottled and blotched with greyish-brown and pale underlying grey. They measure from .93 to 1.08 in length, and from .68 to .71 in breadth.

One of the eggs among those from Los Angeles appears to belong to another set. It is altogether smaller than the rest and has the ground-colour much bluer and the spots rounder and more sharply defined.

- |   |                                      |
|---|--------------------------------------|
| 1. North America ( <i>Smiths. Inst.</i> ).                              | Salvin-Godman Coll.                  |
| 3. Fort Dufferin, Manitoba. 14th<br>June ( <i>G. M. Dawson</i> ).       | N. Amer. Bound. Comm.                |
| 2. Western California ( <i>R. Ridgway</i> ;<br><i>Tristram Coll.</i> ). | Crowley Bequest.                     |
| 6. Los Angeles, California, 28th May.                                   | W. Radcliffe Saunders, Esq.<br>[P.]. |

### Genus GUIRACA, *Swains.*

#### *Guiraca cærulea* (*Linna.*).

*Guiraca cærulea*, *Baird, Brewer & Ridgw. N. Amer. Birds*, ii. p. 76 (1874) [part.]; *Salv. & Godm. Biol. Centr.-Amer., Aves*, i. p. 344 (1884) [part.]; *Sharpe, Cat. Birds B. M.* xii. p. 66 (1888) [part.]; *Nehrke. Kat. Eiersamm.* p. 104 (1899); *Sharpe, Hand-l.* v. p. 202 (1908).

*Guiraca cærulea cærulea*, *Ridgw. Birds North & Middle Amer.* i. p. 607 (1901).

Eggs of the Blue Grosbeak are of an oval form, slightly glossy, and of a plain light blue colour. They measure from .9 to .96 in length, and from .66 to .7 in breadth.

- |   |                                      |
|---|--------------------------------------|
| 1. North America.   | W. Radcliffe Saunders, Esq.<br>[P.]. |
| 2. Charleston, S. Carolina, 28th<br>May.                  | W. Radcliffe Saunders, Esq.<br>[P.]. |
| 4. Savannah, Georgia, 20th May<br>( <i>T. D. Perry</i> ). | W. Radcliffe Saunders, Esq.<br>[P.]. |

#### *Guiraca lazula* (*Less.*).

*Guiraca cærulea lazula*, *Ridgw. Birds North & Middle Amer.* i. p. 610 (1901).

*Guiraca lazula*, *Sharpe, Hand-l.* v. p. 202 (1908).

Eggs of the Western Blue Grosbeak are indistinguishable from those of *G. cærulea*.

- |                                   |                                      |
|-----------------------------------|--------------------------------------|
| 1. Los Angeles, California, June. | W. Radcliffe Saunders, Esq.<br>[P.]. |
| 2. Mexico.                        | Old Collection.                      |
| 2. Mexico.                        | Salvin-Godman Coll.                  |
| 2. Mexico.                        | Gould Coll.                          |

Genus **CYANOCOMPSA**, *Cab.***Cyanocompsa parellina** (*Bonap.*).

*Guiraca parellina*, *Sharpe, Cat. Birds B. M.* xii. p. 69 (1888) [part.]; *Nehr. Kat. Eiersamml.* p. 104 (1899).

*Cyanocompsa parellina parellina*, *Ridgw. Birds North & Middle Amer.* i. p. 601 (1901).

*Cyanocompsa parellina*, *Sharpe, Hand-l.* v. p. 203 (1908).

Four eggs of the Blue Bunting vary from a broad to a somewhat pointed oval form and are distinctly glossy. They are pure white, and measure from .8 to .89 in length, and from .66 to .68 in breadth.

2. Yucatan. Crowley Bequest.  
2. Yucatan (*Nehrkorn Coll.*). Crowley Bequest.

Genus **ORYZOBORUS**, *Cab.***Oryzoborus torridus** (*Scop.*).

*Oryzoborus torridus*, *Sharpe, Cat. Birds B. M.* xii. p. 77 (1888); *Nehr. Kat. Eiersamml.* p. 195 (1899); *Ihering, Rev. Mus. Paulista*, iv. p. 213 (1900); *Sharpe, Hand-l.* v. p. 204 (1908).

An egg, said to be that of the Brazilian Rice-Grosbeak, is of a nearly regular oval form and distinctly glossy. It has the ground-colour pale creamy-white, finely and densely spotted all over, but especially round the larger end, with reddish-brown and with a few scattered markings and spots of rich dark brown. It measures .76 by .58 (= 21 by 15 mm.). These measurements are somewhat greater than those given by Nehrkorn and Ihering (19 by 14 mm.).

1. Iguape, São Paulo, Brazil, 24th Oct. Crowley Bequest.

**Oryzoborus crassirostris** (*Gmel.*).

(Plate IX. fig. 6.)

*Oryzoborus occidentalis*, *Sci. & Salv. P. Z. S.* 1879, p. 506.

*Oryzoborus crassirostris*, *Salv. & Godm. Biol. Centr.-Amer., Aves*, i. p. 348, footnote (1885); *Sharpe, Cat. Birds B. M.* xii. p. 79 (1888); *id., Hand-l.* v. p. 204 (1908).

The eggs of the Thick-billed Rice-Grosbeak are lengthened ovals, and but very slightly glossy. The ground-colour is a very light buff, and the entire surface of the egg is covered with spots, blotches, smears and clouds of dark chocolate-brown, pale chocolate-brown, and underlying pinkish-grey. Two examples measure respectively: .9 by .65; .9 by .6.

2. Medellín, Antioquia, U.S. Colombia. Salvin-Godman Coll.  
(*T. K. Salmon*).

**Oryzoborus funereus** (*Scl.*).

*Oryzoborus funereus*, *Scl. & Salv. P. Z. S.* 1879, p. 506; *Salv. & Godm. Biol. Centr.-Amer., Aves*, i. p. 349 (1885); *Sharpe, Cat. Birds B. M.* xii. p. 81 (1888); *Ridgw. Birds North & Middle Amer.* i. p. 605 (1901); *Sharpe, Hand-l.* v. p. 205 (1908).

Three eggs of the Dusky Rice-Grosbeak are of an oval shape and somewhat glossy. They are greenish-white, thickly marked with reddish-brown and underlying purplish-grey. In one specimen the markings consist chiefly of small blotches; in another of dots and fine streaks. Three examples measure respectively: .71 by .54; .74 by .55; and .75 by .55.

2. Medellin, Antioquia, U.S. Colombia      Salvin-Godman Coll.  
(*T. K. Salmon*).
1. U.S. Colombia.      Crowley Bequest.

Genus **PYRRHULAGRA**, *Less.***Pyrrhulagra ruficollis** (*Gmel.*).

(Plate IX. fig. 8.)

*Pyrrhula violacea*, *Gosse, Birds Jamaica*, p. 254 (1847).

*Loxigilla violacea*, *Sharpe, Cat. Birds. B. M.* xii. p. 82 (1888) [part.].

*Pyrrhulagra violacea ruficollis*, *Ridgw. Birds North & Middle Amer.* i. p. 552 (1901).

*Pyrrhulagra ruficollis*, *Sharpe, Hand-l.* v. p. 205 (1908).

Eggs of the Purple Grosbeak are regular ovals and slightly glossy. They are white or creamy-white, blotched and spotted, most thickly at the larger end where the markings coalesce and form a cap, with pale reddish-brown and underlying purplish-grey. They measure from .9 to .96 in length, and from .62 to .68 in breadth.

4. Jamaica.      Salvin-Godman Coll.
1. Jamaica.      Rev. Barham Zincke [P.].
1. Jamaica, 8th Sept. (*W. Osburn*:  
*Tristram Coll.*).      Crowley Bequest.
1. Jamaica.      Crowley Bequest.

**Pyrrhulagra grenadensis** (*Cory*).

(Plate IX. fig. 7.)

*Loxigilla noetis*, *Laur. P. U. S. Nat. Mus.* ix. p. 614 (1886).

*Pyrrhulagra noetis grenadensis*, *Ridgw. Birds North & Middle Amer.* i. p. 560 (1901).

*Pyrrhulagra grenadensis*, *Sharpe, Hand-l.* v. p. 206 (1908).

Two eggs of the Grenada Grosbeak are of a rather long oval form and devoid of gloss. They are white, spotted and blotched with reddish-brown and underlying purplish-grey, chiefly about the

larger end where the markings form a dense cap. They measure respectively  $\cdot 82$  by  $\cdot 54$  and  $\cdot 82$  by  $\cdot 56$ .

2. Grenada (*J. G. Wells*). Crowley Bequest.

***Pyrrhulagra barbadensis*, Cory.**

*Loxigilla barbadensis*, *Cory, Auk*, iii. p. 382 (1886); *Feilden, Ibis*, 1889, p. 483.

*Loxigilla noctis*, *Sharpe, Cat. Birds B. M.* xii. p. 84 (1888) [part.].

*Pyrrhulagra barbadensis*, *Ridgw. Birds North & Middle Amer.* i. p. 561 (1901); *Sharpe, Hand-l.* v. p. 206 (1908).

Six eggs of the Barbados Grosbeak are of a rather narrow oval shape and devoid of gloss. They are white, speckled and blotched with pale reddish-brown and underlying violet-grey. The markings generally form a broad zone round the larger end of the egg. They measure from  $\cdot 77$  to  $\cdot 8$  in length, and from  $\cdot 55$  to  $\cdot 6$  in breadth.

3. Barbados, 15th May. Col. II. W. Feilden [P].  
3. Barbados, 18th May. Col. II. W. Feilden [P].

Genus **LOXIIPASSER**, *Bryant*.

***Loxiipasser anoxanthus* (*Gosse*).**

*Spermophila anoxantha*, *Gosse, Birds Jamaica*, p. 247 (1847).

*Loxigilla anoxantha*, *Sharpe, Cat. Birds B. M.* xii. p. 85 (1888); *Nehrke, Kat. Eiersamml.* p. 105 (1899).

*Loxiipasser anoxanthus*, *Ridgw. Birds North & Middle Amer.* i. p. 546 (1901).

*Loxiipasser anoxanthus*, *Sharpe, Hand-l.* v. p. 207 (1908).

Eggs of the Yellow-shouldered Grass-quit are of an oval shape and without gloss. They are white, speckled and blotched, more thickly on the broader half of the egg than elsewhere, with pale reddish-brown and underlying grey. They measure from  $\cdot 7$  to  $\cdot 77$  in length, and from  $\cdot 51$  to  $\cdot 57$  in breadth.

5. Jamaica. Salvin-Godman Coll.  
1. Jamaica (*W. Osburn: Tristram Coll.*). Crowley Bequest.

Genus **SPOROPHILA**, *Cab.*

***Sporophila grisea* (*Gmel.*).**

(Plate IX. fig. 9.)

*Spermophila grisea*, *Sharpe, Cat. Birds B. M.* xii. p. 96 (1888).

*Sporophila grisea*, *Sharpe, Hand-l.* v. p. 208 (1908).

Four eggs of the Venezuelan Seed-eater are of an almost perfect oval shape and slightly glossy. In three the ground-colour is white, blotched and spotted all over with reddish- or purplish-brown and lilac-grey and with a few scattered spots of dark brown. In

the fourth egg the creamy-white ground-colour is almost entirely hidden, being densely spotted and blotched all over with dull reddish-umber-brown and grey. They measure respectively:  $\cdot 68$  by  $\cdot 5$ ;  $\cdot 68$  by  $\cdot 5$ ;  $\cdot 7$  by  $\cdot 48$ ; and  $\cdot 7$  by  $\cdot 54$ .

- |                 |                                     |
|-----------------|-------------------------------------|
| 1. Venezuela.   | W. Radcliffe Saunders, Esq.<br>[P.] |
| 1. Venezuela.   | W. Radcliffe Saunders, Esq.<br>[P.] |
| 2. [Venezuela.] | Crowley Bequest.                    |

### *Sporophila obscura* (Tacz.).

(Plate IX. fig. 10.)

*Spermophila obscura*, *Sharpe, Cat. Birds B. M.* xii. p. 101 (1888);  
*Holland, Ibis*, 1892, p. 196.

The White-throated Finch, *Holland, Ibis*, 1890, p. 426.

*Sporophila obscura*, *Sharpe, Hand-l.* v. p. 209 (1908).

The eggs of the White-throated Grosbeak are somewhat broad ovals and devoid of gloss. Two specimens are very pale bluish-white, speckled sparingly, and only on the larger half of the egg, with blackish-brown and pale pink. Two other specimens are bluish-white, spotted and blotched with black, umber-brown and dull underlying grey. The markings are most dense at the broad end and are there intermingled with a few fine black lines and scrolls. Four examples measure respectively:  $\cdot 68$  by  $\cdot 5$ ;  $\cdot 67$  by  $\cdot 51$ ;  $\cdot 65$  by  $\cdot 52$ ;  $\cdot 68$  by  $\cdot 51$ .

- |                    |                          |
|--------------------|--------------------------|
| 2. Argentina, Nov. | A. H. Holland, Esq. [C.] |
| 2. Argentina, Nov. | A. H. Holland, Esq. [C.] |

### *Sporophila minuta* (Linn.).

*Spermophila minuta*, *Scl. & Salv. P. Z. S.* 1879, p. 506; *Salv. & Godm. Biol. Centr.-Amer., Aves*, i. p. 351 (1884); *Sharpe, Cat. Birds B. M.* xii. p. 109 (1888); *Nehrke, Kat. Eiersamml.* p. 105 (1899); *Tiering, Rev. Mus. Paulista*, iv. p. 213 (1900).

*Sporophila minuta minuta*, *Ridgw. Birds North & Middle Amer.* i. p. 567 (1901).

*Sporophila minuta*, *Sharpe, Hand-l.* v. p. 209 (1908).

Eggs of the Red-bellied Seed-eater are of a blunt oval shape and without any gloss. They are white, sparingly marked with blotches and spots of dark chocolate-brown and profusely sprinkled all over with small specks and dots of pale rufous and lilac-grey. They measure from  $\cdot 65$  to  $\cdot 66$  in length, and from  $\cdot 5$  to  $\cdot 53$  in breadth.

- |  |                     |
|--|---------------------|
| 2. Medellin, Antioquia, U.S. Colombia<br>(T. K. Salmon). | Salvin-Godman Coll. |
| 2. Medellin (T. K. S.).                                  | Salvin-Godman Coll. |
| 2. Medellin (Tristram Coll.).                            | Crowley Bequest.    |
| 1. Medellin (Tristram Coll.).                            | Crowley Bequest.    |

*Sporophila torqueola* (Bonap.).

- Spermophila torqueola*, *Salvin & Godman, Biol. Centr.-Amer., Aves*, i. p. 351 (1885); *Sharpe, Cat. Birds B. M.* xii. p. 119 (1888) [part.].  
*Sporophila torqueola*, *Ridgw. Birds North & Middle Amer.* i. p. 577 (1901); *Sharpe, Hand-l.* v. p. 211 (1908).

Two eggs, said to be those of the Cinnamon-rumped Seed-eater, are of a rather long oval form, devoid of gloss, and of a uniform pale bluish-white. They are not unlike two eggs of *S. obscura* collected by Mr. A. H. Holland, but these latter have the ground-colour nearly white and have a few small spots and markings towards the larger end. They measure respectively .62 by .48 and .68 by .48.

2 [S.W. Mexico.]

Crowley Bequest.

*Sporophila moreleti* (Bonap.).

(Plate IX. figs. 11 &amp; 12.)

- Spermophila moreleti*, *Sci. & Salv. Ibis*, 1859, p. 17; *Salv. Ibis*, 1859, p. 468; *Merrill, Pr. U.S. Nat. Mus.* i. p. 129 (1878); *Salv. & Godm. Biol. Centr.-Amer., Aves*, i. p. 352 (1885); *Sharpe, Cat. Birds B. M.* xii. p. 123 (1888); *Nehrk. Kat. Eiersamml.* p. 105 (1899).  
*Sporophila moreleti*, *Ridgw. Birds North & Middle Amer.* i. p. 575 (1901).  
*Sporophila moreleti*, *Sharpe, Hand-l.* v. p. 212 (1908).

Eggs of Morelet's Seed-eater are of a blunt oval form and possess a small amount of gloss. The ground-colour varies from greenish-white to pale greenish-blue, and is sparingly blotched and spotted with dark brownish-black and thickly covered with clouds, streaks and blotches of various shades of pale rufous and violet-grey. In eleven specimens the markings are equally distributed over the surface of the shell, except the dark ones, which are chiefly at the larger end. In two others, the markings form a dense cap at the larger end, and the smaller half of the egg is entirely unmarked. Specimens measure from .62 to .68 in length, and from .48 to .52 in breadth.

- |  |                       |
|--|-----------------------|
| 2. [Guatemala] ( <i>Gould Coll.</i> ;<br><i>Tristram Coll.</i> ) | Crowley Bequest.      |
| 4. Dueñas, Guatemala ( <i>O. Salvin</i> ).                       | Salvin-Godman Coll.   |
| 4. British Honduras ( <i>F. Blancaneaux</i> ).                   | Salvin-Godman Coll.   |
| 3. Irazu, Costa Rica, July.                                      | C. F. Underwood [C.]. |

*Sporophila cærulescens* (Vieill.).

- Spermophila cærulescens*, *Sharpe, Cat. Birds B. M.* xii. p. 126 (1888); *Sci. & Huds. Arg. Orn.* i. p. 46 (1888); *Nehrk. Kat. Eiersamml.* p. 105 (1899); *Euler, Rev. Mus. Paulista*, iv. p. 31 (1900); *Ihering, Rev. Mus. Paulista*, iv. p. 213 (1900).  
*Sporophila cærulescens*, *Sharpe, Hand-l.* v. p. 212 (1908).

Eggs of the Screaming Seed-eater are of a rather long oval form and almost devoid of gloss. The ground-colour is white or bluish-white, and the markings in most of the specimens are similar to those of *S. moreleti* described above. A set of five eggs from the Crowley Collection differs considerably, being heavily marked with chocolate-brown blotches and markings, chiefly distributed around the larger end. The measurements vary from .62 to .71 in length, and from .47 to .5 in breadth.

- |  |                                     |
|--|-------------------------------------|
| 5. Brazil ( <i>Nehrkorn Coll.; Tristram Coll.</i> ). | Crowley Bequest.                    |
| 4. [Brazil.]   | W. Radcliffe Saunders, Esq.<br>[P.] |
| 1. Argentina.  | Crowley Bequest.                    |
| 1. Buenos Ayres.                                     | Crowley Bequest.                    |

### *Sporophila gutturalis* (Licht.).

(Plate IX. fig. 13.)

*Spermophila gutturalis*, *Layard, Ibis*, 1873, p. 386; *Scl. & Salv. P. Z. S.* 1879, p. 507; *Salv. & Godm. Biol. Centr.-Amer., Ares*, i. p. 354 (1885); *Sharpe, Cat. Birds B. M.* xii. p. 128 (1888); *Nehrk. Kat. Eiersamml.* p. 105 (1899); *Ihering, Rev. Mus. Paulista*, iv. p. 213 (1900).

*Sporophila gutturalis*, *Ridgw. Birds North & Middle Amer.* i. p. 569 (1901); *Sharpe, Hand-l.* v. p. 212 (1908).

Eggs of the Yellow-bellied Seed-eater are of an elongate oval shape and devoid of gloss. Six are pale greenish-white, sparingly marked with small blotches and some lines of chocolate-brown and densely streaked, smeared and clouded with purplish-brown and purplish-grey. In one specimen the markings are mostly concentrated round the larger end where they form a dense reddish-umber-brown cap. They measure from .65 to .71 in length, and from .48 to .51 in breadth.

- |   |                     |
|---|---------------------|
| 2. Medellin, Antioquia, U.S. Colombia<br>( <i>T. K. Salmon</i> ). | Salvin-Godman Coll. |
| 5. Medellin ( <i>Tristram Coll.</i> ).                            | Crowley Bequest.    |

### *Sporophila lineola* (Linn.).

*Spermophila lineola*, *Sharpe, Cat. Birds B. M.* xii. p. 131 (1888); *Nehrk. Kat. Eiersamml.* p. 106 (1899).

*Sporophila lineola*, *Sharpe, Hand-l.* v. p. 213 (1908).

An egg of the Guiana Seed-eater is similar to the first type of *S. gutturalis* described above. It measures .7 by .49.

- |                                       |                  |
|---------------------------------------|------------------|
| 1. Cayenne ( <i>Tristram Coll.</i> ). | Crowley Bequest. |
|---------------------------------------|------------------|

**Sporophila corvina (Sel.).**

- Spermophila corvina, *Salv. & Godm. Biol. Centr.-Amer., Aves*, i. p. 355 (1885); *Sharpe, Cat. Birds B. M.* xii. p. 137 (1818); *Nehr. Kat. Eiersamml.* p. 106 (1899).  
 Sporophila corvina, *Richmond, P. U. S. Nat. Mus.* xvi. p. 492 (1893); *Ridgw. Birds North & Middle Amer.* i. p. 571 (1901); *Sharpe, Hand-l.* v. p. 214 (1908).

Four eggs of the Black Seed-eater resemble those of *S. gutturalis* so closely as to render any separate description unnecessary. They measure respectively: .7 by .52; .69 by .5; .68 by .5; .64 by .52.

2. British Honduras (*F. Blancaneaux*).      Salvin-Godman Coll.  
 2. Chiriqui, Panama (*Nehrkorn Coll.*).      Crowley Bequest.

Genus **MELOPYRRHA**, *Bonap.*

**Melopyrrha nigra (Linn.).**

- Melopyrrha nigra, *Sharpe, Cat. Birds B. M.* xii. p. 141 (1888); *Nehr. Kat. Eiersamml.* p. 106 (1899); *Ridgw. Birds North & Middle Amer.* i. p. 562 (1901); *Sharpe, Hand-l.* v. p. 215 (1908).

An egg of the Cuban Seed-eater is of a rather long oval shape and devoid of gloss. The ground-colour is creamy-white, densely clouded with pale purplish-brown and purplish-grey and with a few small markings and fine hair-lines of chocolate-brown. It measures .71 by .52.

1. Cuba (*Nehrkorn Coll.*).      Crowley Bequest.

Genus **EUETHIA**, *Reichenb.*

**Euethia olivacea (Linn.).**

(Plate IX. fig. 15.)

- Spermophila olivacea, *Gosse, Birds Jamaica*, p. 249 (1847).  
 Spermophila adoxa, *Gosse, tom. cit.* p. 253.  
 Phonipara lepida, *Sharpe, Cat. Birds B. M.* xii. p. 145 (1888) [part.];  
*Nehr. Kat. Eiersamml.* p. 106 (1899) [part.].  
 Euethia olivacea olivacea, *Ridgw. Birds North & Middle Amer.* i. p. 530 (1901).  
 Euethia olivacea, *Sharpe, Hand-l.* p. 215 (1908).

The eggs of the Yellow-faced Grassquit are of a regular oval shape and have a slight trace of gloss. They are white, speckled and blotched with pale rufous and underlying violet-grey. The markings are densest over the larger end of the egg, and in many specimens they coalesce at that part and form a cap. Examples



measure from .65 to .71 in length, and from .49 to .51 in breadth.

- |  |                     |
|--|---------------------|
| 1. Havana, Cuba ( <i>Tristram Coll.</i> ). | Crowley Bequest.    |
| 2. Cuba.                                   | Crowley Bequest.    |
| 5. Jamaica.                                | Salvin-Godman Coll. |
| 6. Jamaica.                                | Salvin-Godman Coll. |

*Euethia pusilla* (*Swains.*).

(Plate IX. fig. 16.)

*Phonipara pusilla*, *Sel. & Salv. P. Z. S.* 1879, p. 507; *Salv. & Godm. Biol. Centr.-Amer., Aves*, i. p. 359 (1885); *Sharpe, Cat. Birds B. M.* xii. p. 147 (1888); *Nelrk. Kat. Eiersamml.* p. 106 (1899).

*Euethia olivacea pusilla*, *Ridgw. Birds North & Middle Amer.* i. p. 534 (1901).

*Euethia pusilla*, *Sharpe, Hand-l.* v. p. 216 (1908).

The eggs of the Mexican Grassquit are inseparable from those of *E. olivacea* and *E. marchi*. Four examples measure respectively: .7 by .52; .67 by .5; .67 by .5; .65 by .5.

- |  |                       |
|--|-----------------------|
| 1. Mexico ( <i>Gould Coll.: Tristram Coll.</i> ).              | Crowley Bequest.      |
| 1. Irazu, Costa Rica, 30th July.                               | C. F. Underwood [C.]. |
| 2. Medellin, Antioquia, U.S. Colombia ( <i>T. K. Salmon</i> ). | Salvin-Godman Coll.   |

*Euethia omissa*, *Jard.*

*Phonipara bicolor*, *A. & E. Newton, Ibis*, 1859, p. 147, pl. xii. fig. 2; *Lawrence, Proc. U.S. Nat. Mus.* i. p. 58 (1878); *Sharpe, Cat. Birds B. M.* xii. p. 149 (1888) [part.].

*Euethia bicolor*, *Ferrill, Trans. Conn. Ac. Sci.* viii. p. 338 (1892).

*Euethia bicolor omissa*, *Ridgw. Birds North & Middle Amer.* i. p. 533 (1901).

*Euethia omissa*, *Sharpe, Hand-l.* v. p. 216 (1908).

Twelve eggs of the Carib Grassquit are of a regular oval shape and are almost devoid of gloss. Nine of them resemble those of *E. olivacea*, but the remaining three have the entire shell finely mottled and clouded with dull brick-red, the markings being densest towards the larger end. They measure from .65 to .69 in length, and from .47 to .52 in breadth.

- |  |                     |
|--|---------------------|
| 3. St. Croix, West Indies ( <i>A. &amp; E. Newton</i> ). | Salvin-Godman Coll. |
| 3. St. Croix ( <i>A. &amp; E. N.</i> ).                  | Salvin-Godman Coll. |
| 3. St. Croix ( <i>A. &amp; E. N.: Tristram Coll.</i> ).  | Crowley Bequest.    |
| 3. St. Vincent, W. I. ( <i>Mrs. H. H. Smith</i> ).       | Salvin-Godman Coll. |

**Euethia marchi** (*Baird*).

- Spermophila bicolor*, *Gosse, Birds of Jamaica*, p. 252 (1847).  
*Euethia bicolor*, *Lawrence, P. U.S. Nat. Mus.* ix. p. 614 (1886); *Feilden, Ibis*, 1889, p. 484; *Nicoll, Ibis*, 1904, p. 557.  
*Phonipara marchi*, *Sharpe, Cat. Birds B. M.* xii. p. 150 (1888) [part.]; *Nehrk. Kat. Eiersamml.* p. 106 (1899).  
*Euethia bicolor marchi*, *Ridgw. Birds North & Middle Amer.* i. p. 541 (1901).  
*Euethia marchi*, *Sharpe, Hand-l.* v. p. 216 (1908).

Eggs of March's Grassquit are well represented in the Collection and are very similar to those of *E. olivacea*, but some are of a broader oval form, and in some the markings round the larger end form a densely marked zone or cap. They measure from .61 to .7 in length, and from .48 to .52 in breadth.

- |   |                          |
|---|--------------------------|
| 6. Jamaica, West Indies.                                | Salvin-Godman Coll.      |
| 2. Kingston, Jamaica, 31st May ( <i>C. B. Taylor</i> ). | Crowley Bequest.         |
| 4. Barbados, W. I., June.                               | Col. H. W. Feilden [P.]. |
| 4. Barbados, June.                                      | Col. H. W. Feilden [P.]. |
| 3. Barbados, 16th Jan. ( <i>M. J. Nicoll</i> ).         | Earl of Crawford [P.].   |
| 3. Barbados, 16th Jan. ( <i>M. J. N.</i> ).             | Earl of Crawford [P.].   |
| 1. Barbados, 16th Jan. ( <i>M. J. N.</i> ).             | Earl of Crawford [P.].   |
| 1. Grenada, W. I., 29th Jan. ( <i>M. J. N.</i> ).       | Earl of Crawford [P.].   |
| 6. Grenada ( <i>J. G. Wells</i> ).                      | Crowley Bequest.         |
| 4. Grenada ( <i>J. G. W.</i> ).                         | Crowley Bequest.         |
| 2. Grenada ( <i>J. G. W.</i> ).                         | Crowley Bequest.         |

Genus **VOLATINIA**, *Reichenb.***Volatinia jacarini** (*Lin.*).

- Volatinia jacarini*, *Sharpe, Cat. Birds B. M.* xii. p. 152 (1888) [part.]; *Nehrk. Kat. Eiersamml.* p. 106 (1899); *Euler, Rev. Mus. Paulista*, iv. p. 30 (1900); *Ihering, Rev. Mus. Paulista*, iv. p. 213 (1900); *Sharpe, Hand-l.* v. p. 217 (1908).

According to Nehrkorn, the eggs of the Jacarini Grassquit resemble those laid by the various species of *Euethia*.

An egg said to be of this species, but more probably that of some species of *Elainea*, is of a blunt oval shape and almost devoid of gloss. It is pale creamy-white with a few scattered spots and dots of chocolate-brown, mostly situated round the larger end. It measures .68 by .5.

- |                                      |                  |
|--------------------------------------|------------------|
| 1. Brazil ( <i>Tristram Coll.</i> ). | Crowley Bequest. |
|--------------------------------------|------------------|

**Volatinia splendens** (*Vieill.*).

(Plate IX. fig. 17.)

- Volatinia jacarina*, *Scl. & Salv. (nec Lin.) P. Z. S.* 1879, p. 507; *Forbes, Ibis*, 1881, p. 336; *Lawrence, P. U.S. Nat. Mus.* ix. p. 615 (1886).

- Volatinia splendens*, *Salv. & Godm. Biol. Centr.-Amer., Aves*, i. p. 357 (1885); *Sharpe, Hand-l.* v. p. 217 (1908).  
*Volatinia jacarini*, *Sharpe, Cat. Birds B. M.* xii. p. 152 (1888) [part.].  
*Volatinia jacarini splendens*, *Ridgw. Birds North & Middle Amer.* i. p. 526 (1901).

Eggs of the Blue-black Grassquit are of a blunt oval shape and slightly glossy. They are white, speckled and blotched with reddish-brown of two shades. The markings are dense at the larger end of the egg, where they form a zone or cap of greater or lesser extent. Eight examples measure from .6 to .7 in length, and from .5 to .54 in breadth.

- |   |                       |
|---|-----------------------|
| 1. Mexico.  | Salvin-Godman Coll.   |
| 2. Mexico.  | Gould Coll.           |
| 1. Irazu, Costa Rica, October.                                    | C. F. Underwood [C.]. |
| 2. Medellin, Antioquia, U.S.<br>Colombia ( <i>T. K. Salmon</i> ). | Salvin-Godman Coll.   |
| 2. Medellin ( <i>T. K. S.</i> ).                                  | Salvin-Godman Coll.   |

Genus **PYRRHULOXIA**, *Bonap.*

*Pyrrhuloxia sinuata*, *Bonap.*

(Plate IX. fig. 14.)

- Pyrrhuloxia sinuata*, *Baird, Brewer & Ridgw. N. Amer. Birds*, ii. p. 95 (1874) [part.]; *Sennett, Bull. U. S. Geol. Survey*, iv. p. 21 (1878); *Salv. & Godm. Biol. Centr.-Amer., Aves*, i. p. 343 (1884); *Sharpe, Cat. Birds B. M.* xii. p. 158 (1888); *Nehrk. Kat. Eiersamml.* p. 106 (1899); *Sharpe, Hand-l.* v. p. 218 (1908).  
*Pyrrhuloxia sinuata sinuata*, *Ridgw. Birds North & Middle Amer.* i. p. 625 (1901).

Three eggs of the Western Texas Cardinal-Gosbeak are of a broad rounded oval form and have a small amount of gloss. They are white, speckled and blotched all over, but more densely at the broad end than elsewhere, with umber-brown and underlying purplish-grey. They measure respectively: .89 by .72; .94 by .76; and .95 by .76.

- |                                    |                     |
|------------------------------------|---------------------|
| 1. Texas ( <i>Smiths. Inst.</i> ). | Salvin-Godman Coll. |
| 2. Texas.                          | Crowley Bequest.    |

*Pyrrhuloxia texana*, *Ridgw.*

- Pyrrhuloxia sinuata texana*, *Ridgw. Birds North & Middle Amer.* i. p. 628 (1901).  
*Pyrrhuloxia texana*, *Sharpe, Hand-l.* v. p. 218 (1908).

Three eggs of the Southern Cardinal-Grosbeak resemble those of *P. sinuata*, but are of a regular oval form. They measure respectively: .9 by .68; .92 by .68; and .96 by .69.

- |                                    |                                     |
|------------------------------------|-------------------------------------|
| 3. San Antonio, Texas, 30th April. | W. Radcliffe Saunders, Esq.<br>[P.] |
|------------------------------------|-------------------------------------|

Genus **CARDINALIS**, *Bonap.***Cardinalis cardinalis** (*Linn.*).

- Cardinalis virginianus*, *Baird, Brewer & Ridgw. N. Amer. Birds*, ii. p. 100 (1874) [part.]; *Reid, Bull. U.S. Nat. Mus.* no. 25, p. 200 (1884); *Salv. & Godm. Biol. Centr.-Amer., Aves*, i. p. 340 (1884) [part.]; *Nehrk. Kat. Eiersamml.* p. 106 (1899).
- Cardinalis cardinalis*, *Sharpe, Cat. Birds B. M.* xii. p. 161 (1888); *id. Hand-l.* v. p. 219 (1908).
- Cardinalis cardinalis cardinalis*, *Ridgw. Birds North & Middle Amer.* i. p. 635 (1901).

Eggs of the Cardinal are of an elongate oval shape and possess a considerable amount of gloss. The ground-colour varies from white to ashy or greenish-white, and is very thickly covered with spots, streaks and blotches of ashy-brown and underlying purplish-grey. On many specimens the markings are large and more or less confluent; on others they are fine and distinct. In most cases they form an ill-defined cap at the larger end. Numerous specimens measure from .89 to 1.1 in length, and from .62 to .78 in breadth.

- |  |                            |
|--|----------------------------|
| 2. North America ( <i>Henshaw Coll.</i> ).         | Salvin-Godman Coll.        |
| 2. North America ( <i>Henshaw Coll.</i> ).         | Salvin-Godman Coll.        |
| 3. North America ( <i>Henshaw Coll.</i> ).         | Salvin-Godman Coll.        |
| 3. North America ( <i>Smiths. Inst.</i> ).         | Salvin-Godman Coll.        |
| 2. Bermuda.  | Salvin-Godman Coll.        |
| 3. Bermuda ( <i>S. G. R.</i> ).                    | Capt. Savile G. Reid [P.]. |
| 4. Bermuda ( <i>S. G. R.</i> ).                    | Capt. Savile G. Reid [P.]. |
| 4. Bermuda ( <i>S. G. R.</i> ).                    | Capt. Savile G. Reid [P.]. |
| 2. Bermuda ( <i>J. Martache: Tristram Coll.</i> ). | Crowley Bequest.           |
| 1. Bermuda ( <i>J. M.: Tristram Coll.</i> ).       | Crowley Bequest.           |
| 2. Bermuda ( <i>J. M.: Tristram Coll.</i> ).       | Crowley Bequest.           |
| 1. Ireland I., Bermuda ( <i>Tristram Coll.</i> ).  | Crowley Bequest.           |

**Cardinalis canicauda**, *Chapman.*

(Plate IX. figs. 18 &amp; 19.)

- Cardinalis virginianus*, *Sennett, Bull. U.S. Geol. Surv.* iv. p. 21 (1878).
- Cardinalis cardinalis canicaudus*, *Ridgw. Birds North & Middle Amer.* i. p. 639 (1901).
- Cardinalis canicauda*, *Sharpe, Hand-l.* v. p. 219 (1908).

Nine eggs of the Grey-tailed Cardinal resemble the finely spotted examples of *C. cardinalis* described above, and do not differ either in shape or in size.

- |                                 |                                      |
|---------------------------------|--------------------------------------|
| 4. Texas, 20th March.           | W. Radcliffe Saunders, Esq.<br>[P.]. |
| 5. San Antonio, Texas, 3rd May. | W. Radcliffe Saunders, Esq.<br>[P.]. |

**Cardinalis superbus, Ridgw.**

(Plate IX. fig. 22.)

*Cardinalis cardinalis superbus, Ridgw. Birds North & Middle Amer. i.*  
p. 645 (1901).

*Cardinalis superbus, Sharpe, Hand-l. v. p. 220 (1908).*

An egg of the Arizona Cardinal is of a rather pointed oval shape and somewhat glossy. It is white, finely spotted all over, but especially towards the larger end, with pale umber-brown and purplish-grey. It measures 1.0 by .72.

1. Tucson, Arizona, 26th May. W. Radcliffe Saunders, Esq.  
[P.]

**Cardinalis igneus, Baird.**

*Cardinalis virginianus, var. igneus, Baird, Brewer & Ridgw. N. Amer.*  
*Birds, ii. p. 103 (1874).*

*Cardinalis igneus, Salv. & Godm. Biol. Centr.-Amer., Aves, i. p. 341*  
(1884) [part.]; *Sharpe, Cat. Birds B. M. xii. p. 164 (1888)* [part.];  
*id. Hand-l. v. p. 220 (1908).*

*Cardinalis cardinalis igneus, Ridgw. Birds North & Middle Amer. i.*  
p. 647 (1901).

Two eggs of the Saint-Lucas Cardinal are similar to some of the finely spotted forms of *C. cardinalis* described above. They measure respectively: .9 by .68; .95 by .68.

2. [Lower California (*Smiths. Inst.*)] Salvin-Godman Coll.

**Genus SALTATOR, Vieill.**

The eggs of the birds of this genus (which has usually been included among the Tanagers) appear to be very similar to one another in shape and colour. They are of a somewhat narrow oval form, the smaller end generally pointed, but occasionally blunt, and possess a considerable amount of gloss. They are blue, marked almost entirely in a zone or wreath around the broad end, rarely round the smaller end, with lines and blotches of deep black. In some eggs the zone is composed of an intricate tracery of fine lines, intermingled with a few spots and blotches. In others the zone is imperfect and is composed of blotches and hieroglyphic-like scrawls. There is rarely even a speck on any other part of the shell.

**Saltator atriceps, Less.**

*Saltator atriceps, Boucard, P. Z. S. 1883, p. 443; Salv. & Godm. Biol.*  
*Centr.-Amer., Aves, i. p. 325 (1884)* [part.]; *Sci. Cat. Birds B. M.*  
*xi. p. 283 (1886); Nehrke. Kat. Eiersamml. p. 97 (1899); Sharpe,*  
*Hand-l. v. p. 222 (1908).*

*Saltator atriceps atriceps*, *Ridgw. Birds North & Middle Amer.* i. p. 661 (1901).

Two eggs of the Black-capped Saltator measure respectively 1.1 by .72 and 1.2 by .75.

- |                                     |                     |
|-------------------------------------|---------------------|
| 1. Yucatan ( <i>G. F. Gaumer</i> ). | Salvin-Godman Coll. |
| 1. Yucatan.                         | Crowley Bequest.    |

### *Saltator medianus*, *Ridgw.*

(Plate IX. figs. 20 & 21.)

*Saltator magnoides medianus*, *Ridgw. Birds North & Middle Amer.* i. p. 664 (1901).

*Saltator medianus*, *Sharpe, Hand-l.* v. p. 223 (1908).

Eggs of the Buff-throated Saltator measure from .99 to 1.05 in length, and from .75 to .78 in breadth.

- |   |                      |
|---|----------------------|
| 1. Irazu, Costa Rica, 9th May.                  | C. F. Underwood [C]. |
| 4. Chiriqui, Veragna ( <i>Nehrkorn Coll.</i> ). | Crowley Bequest.     |

### *Saltator magnus* (*Gmel.*).

*Tanagra magna*, *Thien. Fortpflanz. ges. Vög.* tab. xxxii. fig. 1 (1845-54).

*Saltator magnus*, *Scl. & Salv. P. Z. S.* 1879, p. 505; *Scl. Cat. Birds B. M.* xi. p. 285 (1886); *Nehrk. Kat. Eiersamml.* p. 98 (1899); *Sharpe, Hand-l.* v. p. 223 (1908).

Two eggs of the Great Saltator measure respectively 1.1 by .75 and 1.06 by .72.

- |                                       |                     |
|---------------------------------------|---------------------|
| 2. Remedios, Antioquia, U.S. Colombia | Salvin-Godman Coll. |
| ( <i>T. K. Salmon</i> ).              |                     |

### *Saltator grandis* (*Licht.*).

*Saltator grandis*, *Salv. & Godm. Biol. Centr.-Amer., Aves*, i. p. 328 (1884); *Scl. Cat. Birds B. M.* xi. p. 288 (1886); *Cherrie, Auk*, ix. p. 27 (1892); *Nehrk. Kat. Eiersamml.* p. 98 (1899); *Ridgw. Birds North & Middle Amer.* i. p. 666 (1901); *Sharpe, Hand-l.* v. p. 223 (1908).

Eggs of the Great Saltator measure from .96 to 1.18 in length, and from .75 to .8 in breadth.

- |   |                      |
|---|----------------------|
| 2. British Honduras ( <i>F. Blancaneaux</i> ).  | Salvin-Godman Coll.  |
| 3. British Honduras ( <i>F. B.</i> ).           | Salvin-Godman Coll.  |
| 4. British Honduras ( <i>F. B.</i> ).           | Salvin-Godman Coll.  |
| 4. British Honduras, 25th May ( <i>F. B.</i> ). | Salvin-Godman Coll.  |
| 4. British Honduras, 27th May ( <i>F. B.</i> ). | Salvin-Godman Coll.  |
| 1. Irazu, Costa Rica, 8th May.                  | C. F. Underwood [C]. |

**Saltator olivascens, Cab.**

*Saltator olivascens*, *Sci. Cat. Birds B. M.* xi. p. 289 (1886); *Allen, Bull. Amer. Mus.* xxi. p. 291 (1904); *Nehrck. Kat. Eiersamml.* p. 98 (1899); *Sharpe, Hand-l.* v. p. 223 (1908).

An egg of Cabanis' *Saltator* has the zone round the larger end composed of an intricate tracery of very fine lines and small spots. It measures 1.05 by .7.

1. Merida, Venezuela.

W. Radcliffe Saunders, Esq.  
[P.].

**Saltator cærulescens, Vieill.**

*Saltator cærulescens*, *Sci. Cat. Birds B. M.* xi. p. 290 (1886); *Sci. & Huds. Argent. Orn.* i. p. 42 (1888); *Sharpe, Hand-l.* v. p. 224 (1908).

Two eggs of the Greyish *Saltator* are of the usual type, but one is remarkable in having a few black spots scattered over the lower part of the shell. They measure respectively 1.15 by .76 and 1.1 by .78.

2. Argentina.

Crowley Bequest.

**Saltator azaræ, D'Orb.**

*Saltator superciliaris*, *Sci. Cat. Birds B. M.* xi. p. 291 (1886) [part.].  
*Saltator magnus*, *Nehrck. (nec Gmel.) Kat. Eiersamml.* p. 98 (1899).  
*Saltator azaræ*, *Sharpe, Hand-l.* v. p. 224 (1908).

Two eggs of Azara's *Saltator* measure respectively 1.14 by .79 and 1.08 by .71.

1. Peru (*Nehrkorn Coll.*).

Crowley Bequest.

1. Peru (*Nehrkorn Coll.*).

Crowley Bequest.

**Saltator aurantirostris, Vieill.**

*Saltator aurantirostris*, *Sci. Cat. Birds B. M.* xi. p. 292 (1886); *Sci. & Huds. Argent. Orn.* i. p. 42 (1888); *Nehrck. Kat. Eiersamml.* p. 98 (1899); *Sharpe, Hand-l.* v. p. 224 (1908).

Three eggs of the Yellow-billed *Saltator* measure respectively 1.0 by .78; 1.1 by .8; and 1.12 by .8.

3. Argentina.

Crowley Bequest.

**Saltator albicollis, Vieill.**

*Saltator albicollis*, *Sci. & Salv. P. Z. S.* 1879, p. 505, pl. xlii. fig. 9; *Salv. & Godm. Biol. Cent.-Amer., Aves*, i. p. 330 (1884) [part.]; *Sci. Cat. Birds B. M.* xi. p. 294 (1886) [part.]; *Nehrck. Kat. Eiersamml.* p. 98 (1899); *Sharpe, Hand-l.* v. p. 225 (1908).

Eggs of the White-necked *Saltator* measure from .95 to 1.0 in length, and from .7 to .75 in breadth.

- |   |                     |
|---|---------------------|
| 2. Medellin, Antioquia, U.S. Colombia         | Salvin-Godman Coll. |
| (T. K. Salmon).                               |                     |
| 2. Medellin (Tristram Coll.).                 | Crowley Bequest.    |
| 6. Venezuela.                                 | Crowley Bequest.    |
| 2. Venezuela (Nehrkorn Coll: Tristram Coll.). | Crowley Bequest.    |

Genus **FRINGILLA**, Linn.

**Fringilla teydea**, Webb & Berth.

(Plate X. fig. 16.)

*Fringilla teydea*, Dresser, *Birds Eur.* iv. p. 25 (1873); Sharpe, *Cat. Birds B. M.* xii. p. 170 (1888); Gomez, *Ibis*, 1889, p. 260; Meade-Waldo, *Ibis*, 1889, p. 517; Dresser, *Mon. Pal. Birds*, pt. i. p. 310 (1902); Hartert, *Vög. Pal. Faun.* pt. ii. p. 129 (1904); Sharpe, *Hand-l. v.* p. 225 (1908).

Two eggs of the Teydean Chaffinch are of a rather long pointed oval shape and slightly glossy. They are pale blue, spotted and blotched at the larger end with dark chocolate-brown and pale purplish-grey. They measure respectively .95 by .65 and .95 by .62.

- |   |                                   |
|---|-----------------------------------|
| 2. The Peak, 6000 ft., Tenerife, 25th June (R. v. Thanner). | W. Radcliffe Saunders, Esq. [P.]. |
|---|-----------------------------------|

**Fringilla cœlebs**, Linn.

*Fringilla cœlebs*, Thien, *Fortpflanz. ges. Vög.* p. 410, tab. xxxvi. fig. 5, a-e (1845-54); Bœdeker, *Eier Eur. Vög.* tab. xii. fig. 3 (1855-63); Hewitson, *Eggs of Brit. Birds*, i. p. 192, pl. xlix. fig. i (1856); Dresser, *Birds Eur.* iv. p. 3 (1873); Seebohm, *Brit. Birds*, ii. p. 100, pl. 13 (1884); Sharpe, *Cat. Birds B. M.* xii. p. 171 (1888); Seebohm, *Eggs of Brit. Birds*, p. 243, pl. 56. figs. 19 & 20 (1896); Rey, *Eier Vög. Mitteleurop.* p. 328, pl. 39. figs. 1-8 (1900); Dresser, *Mon. Pal. Birds*, pt. i. p. 306 (1902); *Jour. Eggs Europ. Birds*, p. 82, pl. 10. figs. 1-8 (1906); Sharpe, *Hand-l. v.* p. 225 (1908).  
*Fringilla cœlebs cœlebs*, Hartert, *Vög. Pal. Faun.* pt. ii. p. 125 (1904).

The eggs of the Chaffinch are typically of a broad oval form, and possess a moderate amount of gloss. They are of many types of coloration. In the commonest, the ground-colour is pale purplish-grey suffused with soft clouds of pale rufous, especially at the broad end, where the markings are, as a rule, most numerous. These consist of spots of various sizes, and occasionally of short crooked lines of deep chocolate-brown, the edges being blurred and merging into the surrounding rufous clouds.

In a second type, the egg is pale bluish-green, the large end covered with a cap of faint rufous and marked with a few tiny dots and spots of dark brown.

In a third type, the egg is pale bluish-green, either plain or marked with a few minute specks.

In a fourth type, the egg is pale bluish-green marked, mostly at



the broad end, with lilac blotches and chocolate-brown spots. Eggs of this type have sometimes a wreath of tangled lines round the broad end in addition to the other markings.

In a fifth type, the egg is a clear bluish-green, delicately marked with small, well-defined chocolate-brown spots, chiefly disposed over the broad end and intermixed with a few faint grey underlying specks.

The eggs measure from .7 to .85 in length, and from .52 to .63 in breadth.

- |  |                                     |
|--|-------------------------------------|
| 3. Knockie, Inverness-shire, 21st May<br>( <i>Hargitt Coll.</i> ).                     | Seebohm Coll.                       |
| 3. Lochend, June ( <i>Hargitt Coll.</i> ).   | Seebohm Coll.                       |
| 4. Lochend, 5th June ( <i>Hargitt Coll.</i> ).   | Seebohm Coll.                       |
| 4. Port Clair, near Fort Augustus, Inverness-shire, 15th May ( <i>Hargitt Coll.</i> ). | Seebohm Coll.                       |
| 4. England.  | Crowley Bequest.                    |
| 5. England.  | Old Collection.                     |
| 5. England.  | Old Collection.                     |
| 5. Hackness, Yorks, 17th May.  | W. Radcliffe Saunders, Esq.<br>[P.] |
| 4. Cambridgeshire.   | F. Bond, Esq. [P.]                  |
| 4. Cambridgeshire.   | F. Bond, Esq. [P.]                  |
| 3. Cambridge, 2nd May.   | T. E. Hailstone, Esq. [P.]          |
| 5. Southery Manor, near Downham, Norfolk, 22nd May ( <i>W. R. S.</i> ).                | W. Radcliffe Saunders, Esq.<br>[P.] |
| 5. Taplow, Berkshire, April.   | Gould Coll.                         |
| 5. Wembley, Middlesex, 3rd May<br>( <i>H. T. Booth</i> ).                              | W. Radcliffe Saunders, Esq.<br>[P.] |
| 2. Finchley, Middlesex.  | Salvin-Godman Coll.                 |
| 3. Finchley.   | Salvin-Godman Coll.                 |
| 4. Finchley.   | Salvin-Godman Coll.                 |
| 4. Hornsey, Middlesex.   | Salvin-Godman Coll.                 |
| 5. Tilford, Surrey.  | Crowley Bequest.                    |
| 5. Churt, Surrey, May.   | Crowley Bequest.                    |
| 5. Alton, Hants.   | Crowley Bequest.                    |
| 4. Avington, Hants, 15th May<br>( <i>Hargitt Coll.</i> ).                              | Seebohm Coll.                       |
| 4. Tollar, Dorset, 1st June ( <i>S. H. Wallis</i> ).                                   | W. Radcliffe Saunders, Esq.<br>[P.] |
| 3. Valkenswaard, Holland, 16th May.  | Seebohm Coll.                       |
| 4. Sundal Valley, Norway, June.  | Dr. R. Bowdler Sharpe [P.]          |
| 4. Sundal Valley, June.  | Dr. R. Bowdler Sharpe [P.]          |
| 4. Sundal Valley, 23rd June.   | Dr. R. Bowdler Sharpe [P.]          |
| 4. Sundal Valley, 23rd June.   | Dr. R. Bowdler Sharpe [P.]          |
| 4. Sundal Valley, 23rd June.   | Dr. R. Bowdler Sharpe [P.]          |
| 5. Sweden.   | Gould Coll.                         |
| 5. Offenbach, Hesse, 5th June.   | Crowley Bequest.                    |
| 4. Mark Brandenburg, 1st May.  | W. Radcliffe Saunders, Esq.<br>[P.] |
| 4. Mark Brandenburg, 29th May.   | W. Radcliffe Saunders, Esq.<br>[P.] |
| 5. Pomerania, 10th May ( <i>T. Holland</i> ).  | Seebohm Coll.                       |
| 5. Pomerania, 20th May ( <i>T. H.</i> ).   | Seebohm Coll.                       |
| 5. Pomerania, 30th May ( <i>T. H.</i> ).   | Seebohm Coll.                       |

- |   |                                      |
|---|--------------------------------------|
| 5. Pomerania, 1st June ( <i>T. H.</i> ).                                | Seebohm Coll.                        |
| 4. Pomerania, 2nd June ( <i>T. H.</i> ).                                | Seebohm Coll.                        |
| 5. Pomerania, 2nd June ( <i>T. H.</i> ).                                | Seebohm Coll.                        |
| 5. Moravia, May.  | W. Radcliffe Saunders, Esq.<br>[P.]. |
| 3. Parnassus, Greece, 5th May<br>( <i>H. Seebohm &amp; T. Krüper</i> ). | Seebohm Coll.                        |
| 4. Parnassus, 7th May ( <i>H. S. &amp; T. K.</i> ).                     | Seebohm Coll.                        |
| 5. Parnassus, 8th May ( <i>H. S. &amp; T. K.</i> ).                     | Seebohm Coll.                        |
| 3. Parnassus, 9th May ( <i>H. S. &amp; T. K.</i> ).                     | Seebohm Coll.                        |

Clutches containing an egg of the Cuckoo (*Cuculus canorus*).

- |                                     |                                      |
|-------------------------------------|--------------------------------------|
| 4. High Wycombe, Bucks, 11th June.  | W. Radcliffe Saunders, Esq.<br>[P.]. |
| 5. Near Brighton, Sussex, 20th May. | W. Radcliffe Saunders, Esq.<br>[P.]. |
| 1. Hungary, 26th May.               | W. Radcliffe Saunders, Esq.<br>[P.]. |

#### *Fringilla maderensis*, Sharpe.

*Fringilla maderensis*, Sharpe, *Cat. Birds B. M.* xii. p. 175 (1888);  
*Dresser, Man. Pal. Birds*, pt. i. p. 308 (1902); *Sharpe, Hand-l.*  
v. p. 226 (1908).

*Fringilla cœlebs maderensis*, *Hartert, Vög. Pal. Faun.* pt. ii. p. 128  
(1904).

Four eggs of the Madeira Chaffinch are indistinguishable from those of the second type of *F. cœlebs* described above.

- |                                      |                        |
|--------------------------------------|------------------------|
| 4. Porto da Cruz, Madeira, 20th May. | Padre E. Schmitz [C.]. |
|--------------------------------------|------------------------|

#### *Fringilla moreleti*, Pucher.

*Fringilla moreleti*, *Godman, Ibis*, 1866, p. 97; *Sharpe, Cat. Birds B. M.*  
xii. p. 176 (1888); *Dresser, Man. Pal. Birds*, pt. i. p. 308 (1902);  
*Sharpe, Hand-l.* v. p. 226 (1908).

*Fringilla tintillon*, *Dresser (nec Webb & Berth.)*, *Birds Eur.* iv. p. 9  
(1873).

*Fringilla moreletti*, *Koenig, J. f. O.* 1890, p. 277.

*Fringilla cœlebs moreletti*, *Hartert, Vög. Pal. Faun.* pt. ii. p. 128  
(1904).

Eggs of the Azorean Chaffinch resemble those of the common type of *F. cœlebs* and are not distinguishable from them by any character.

- |  |                      |
|--|----------------------|
| 4. St. Michael's, Azores, June ( <i>F. D. Godman</i> ).        | Salvin-Godman Coll.  |
| 2. Ponta Delgada, St. Michael's,<br>29th May ( <i>P. L.</i> ). | Dr. Percy Lowe [P.]. |
| 2. Fayal, Azores ( <i>F. D. G.</i> ).                          | Salvin-Godman Coll.  |
| 3. Terceira, Azores, June ( <i>F. D. G.</i> ).                 | Salvin-Godman Coll.  |

**Fringilla canariensis, Vieill.**

*Fringilla canariensis*, *Sharpe, Cat. Birds B. M.* xii. p. 177 (1888); *id. Hand-l.* v. p. 226 (1908).

*Fringilla tintillon*, *Dresser, Man. Pal. Birds*, pt. i. p. 307 (1902).

*Fringilla cœlebs canariensis*, *Hartert, Vög. Pal. Faun.* pt. ii. p. 129 (1904).

Eggs of the Canarian Chaffinch resemble those of the common type of *F. cœlebs* in all particulars.

- |   |                                     |
|---|-------------------------------------|
| 3. Canary Islands ( <i>Dr. A. C. Stark</i> ). | W. Radcliffe Saunders, Esq.<br>[P.] |
| 4. Orotava, Tenerife ( <i>Ramon Gomez</i> ).  | Crowley Bequest.                    |

**Fringilla spodiogenys, Bonap.**

*Fringilla spodiogena*, *Salvin, Ibis*, 1859, p. 313; *Tristram, Ibis*, 1860, p. 152; *Dresser, Birds Eur.* iv. p. 13 (1873).

*Fringilla spodiogenys*, *Sharpe, Cat. Birds B. M.* xii. p. 177 (1888); *Koenig, J. f. O.* 1890, p. 277; *Nehr. Kat. Eiersamml.* p. 107 (1899); *Dresser, Man. Pal. Birds*, pt. i. p. 309 (1902); *Whitaker, Birds Tunis.* i. p. 214 (1905); *Sharpe, Hand-l.* v. p. 226 (1908).

*Fringilla cœlebs spodiogenys*, *Hartert, Vög. Pal. Faun.* pt. ii. p. 127 (1904); *Jourd. Eggs Europ. Birds*, p. 84 (1906).

*Fringilla cœlebs africana*, *Levaill.*; *Hartert, Vög. Pal. Faun.* pt. ii. p. 127 (1904).

*Fringilla africana*, *Sharpe, Hand-l.* v. p. 226 (1908).

Eggs of the Algerian Chaffinch resemble those of the common type of *F. cœlebs*. They measure from .8 to .86 in length, and from .6 to .61 in breadth.

- |  |                                     |
|--|-------------------------------------|
| 2. Algeria, 12th April.                        | W. Radcliffe Saunders, Esq.<br>[P.] |
| 1. Algeria, 6th May ( <i>H. B. Tristram</i> ). | Salvin-Godman Coll.                 |
| 2. Near Algiers, June ( <i>H. B. T.</i> ).     | Crowley Bequest.                    |
| 4. Near Algiers, May ( <i>H. B. T.</i> ).      | Crowley Bequest.                    |
| 3. Tunis.                                      | Mr. L. Fraser [C.]                  |
| 4. Gafsa, Tunis, 19th May.                     | W. Radcliffe Saunders, Esq.<br>[P.] |

**Fringilla montifringilla, Linn.**

*Fringilla montifringilla*, *Thien. Fortpflanz. ges. Vög.* p. 413, tab. xxxvi. fig. 6, a-e (1845-54); *Baudeker, Eier Eur. Vög.* tab. 12. fig. 2 (1855-63); *Hewitson, Eggs of Brit. Birds*, i. p. 194, pl. xlix. figs. ii & iii (1856); *Dresser, Birds Eur.* iv. p. 15 (1871); *Wheelwright, A Spring and Summer in Lapland*, p. 297 (1871); *Seebohm, Brit. Birds*, ii. p. 96, pl. 13 (1884); *Sharpe, Cat. Birds B. M.* xii. p. 178 (1888); *Seebohm, Eggs of Brit. Birds*, p. 243, pl. 57. fig. 1 (1896); *Rey, Eier Vög. Mitteleurop.* p. 330, pl. 39. figs. 9-16 (1900); *Dresser, Man. Pal. Birds*, pt. i. p. 311 (1902); *Newton, Ootheca Wolleyana*, pt. ii. p. 396, pl. xi. figs. 25-30 (1902); *Hartert, Vög. Pal. Faun.* pt. ii. p. 130 (1904); *Jourd. Eggs Europ. Birds*, p. 85, pl. 10. figs. 9-16 (1906); *Sharpe, Hand-l.* v. p. 226 (1908).

Many of the eggs of the Brambling are quite inseparable from the common type of egg of *F. cœlebs*. Others resemble the eggs of

the fourth type. Some are pale bluish-green, thickly freckled all over with dull rufous; others are nearly uniform greyish-blue, with few or no markings, and others again are intermediate between the types of eggs of *F. caelebs* already described. They measure from .7 to .8 in length, and from .53 to .6 in breadth.

- |  |                                   |
|--|-----------------------------------|
| 4. Norway.   | Gould Coll.                       |
| 2. Norway, 29th May ( <i>J. T. Thomason</i> ; <i>Hargitt Coll.</i> ).              | Seebohm Coll.                     |
| 4. Norway, 61° N. lat., 29th May ( <i>J. A. Harvie Brown</i> ).                    | Seebohm Coll.                     |
| 3. Norway, 68° N. lat. ( <i>Mees</i> ).  | Seebohm Coll.                     |
| 2. Norway, 68° N. lat., 6th July ( <i>H. Seebohm</i> ).                            | Seebohm Coll.                     |
| 6. Sundal Valley, Norway, 23rd June.   | Dr. R. Bowdler Sharpe [P.].       |
| 2. Sundal Valley, 23rd June.   | Dr. R. Bowdler Sharpe [P.].       |
| 3. Bodö, Norway, 9th May ( <i>P. Godman</i> ).                                     | Salvin-Godman Coll.               |
| 4. Bodö, 19th June ( <i>P. G.</i> ).   | Salvin-Godman Coll.               |
| 1. Bodö, 16th June ( <i>P. G.</i> : <i>Tristram Coll.</i> ).                       | Crowley Bequest.                  |
| 6. Lapland, 13th June.   | W. Radcliffe Saunders, Esq. [P.]. |
| 7. Lapland, 22nd June.   | W. Radcliffe Saunders, Esq. [P.]. |
| 3. Lapland.  | Salvin-Godman Coll.               |
| 3. Lapland.  | Salvin-Godman Coll.               |
| 3. Lapland ( <i>Mees</i> ).  | Seebohm Coll.                     |
| 3. Lapland ( <i>H. Wheelwright</i> ).  | Seebohm Coll.                     |
| 6. Tornea, Lapland, 10th June.   | W. Radcliffe Saunders, Esq. [P.]. |
| 6. Tornea, 23rd June.  | W. Radcliffe Saunders, Esq. [P.]. |
| 7. Tornea, 25th June.  | W. Radcliffe Saunders, Esq. [P.]. |
| 5. Quickiock, Lapland ( <i>H. W.</i> : <i>Hargitt Coll.</i> ).                     | Seebohm Coll.                     |
| 3. Quickiock ( <i>H. W.</i> ).   | Crowley Bequest.                  |
| 3. Quickiock, 4th June ( <i>H. W.</i> : <i>Tristram Coll.</i> ).                   | Crowley Bequest.                  |
| 4. Dickapala, Lapland, 12th June ( <i>Tristram Coll.</i> : <i>Hargitt Coll.</i> ). | Seebohm Coll.                     |
| 6. Kautokino, Lapland.   | Seebohm Coll.                     |
| 4. Uoma-vaara, Sadio, Kemi Lappmark ( <i>J. Walley</i> : <i>Tristram Coll.</i> ).  | Crowley Bequest.                  |
| 1. Karessuando, Kemi Lappmark 25th July ( <i>J. W.</i> ).                          | T. Parkin, Esq. [P.].             |

Clutches containing an egg of the Cuckoo (*Cuculus canorus*).

- |                                       |                                   |
|---------------------------------------|-----------------------------------|
| 3. Kittila, Lappmark, 16th June.      | W. Radcliffe Saunders, Esq. [P.]. |
| 3. Peltoruoma, Lappmark, 26th June.   | W. Radcliffe Saunders, Esq. [P.]. |
| 5. Peltoruoma, 20th June.             | W. Radcliffe Saunders, Esq. [P.]. |
| 5. Riska Karelen, Finland, 24th June. | W. Radcliffe Saunders, Esq. [P.]. |

Genus **CARDUELIS**, *Briss.***Carduelis carduelis** (*Linn.*).

- Fringilla carduelis*, *Théon. Fortypflanz. ges. Vög.* p. 407, tab. xxxv. fig. 9, *a-c* (1845-54).  
*Carduelis elegans*, *Baedecker, Eier Eur. Vög.* tab. 20. fig. 3 (1855-63); *Danford, Ibis*, 1878, p. 23; *Dresser, Man. Pal. Birds*, pt. i. p. 274 (1902) [part.].  
*Carduelis carduelis*, *Sharpe, Cat. Birds B. M.* xii. p. 182 (1888) [part.]; *Rey, Eier Vög. Mitteleurop.* p. 319, pl. 40. figs. 16-20 (1900); *Sharpe, Hand-l.* v. p. 227 (1908).  
*Acanthis carduelis carduelis*, *Hartert, Vög. Pal. Fauna*, pt. i. p. 67 (1903).  
*Carduelis carduelis carduelis*, *Jourd. Eggs Europ. Birds*, p. 50, pl. 11. figs. 16-20 (1906).

The eggs of the European Goldfinch are of a pointed oval shape, and many are moderately glossy, while some are quite devoid of gloss. The ground-colour varies from bluish-white to pale greenish-blue and is marked, chiefly over the broader half of the egg, with specks, spots, and short lines, which vary in colour from pinkish-brown to dark chocolate-brown. At the broad end there are usually many spots and clouds of lilac, underlying the other markings. The eggs measure from .62 to .71 in length, and from .48 to .53 in breadth.

- |  |                  |
|--|------------------|
| 5. Parnassus, Greece, 5th May ( <i>H. Seebohm &amp; T. Krüper</i> ). | Seebohm Coll.    |
| 4. Parnassus, 6th May ( <i>H. S. &amp; T. K.</i> ).                  | Seebohm Coll.    |
| 5. Parnassus, 7th May ( <i>H. S. &amp; T. K.</i> ).                  | Seebohm Coll.    |
| 4. Parnassus, 9th May ( <i>H. S. &amp; T. K.</i> ).                  | Seebohm Coll.    |
| 5. Parnassus, 5th June ( <i>H. S. &amp; T. K.</i> ).                 | Seebohm Coll.    |
| 3. Asia Minor ( <i>C. G. Danford</i> ).                              | Seebohm Coll.    |
| 3. Asia Minor, 27th April ( <i>C. G. D.</i> ).                       | Seebohm Coll.    |
| 1. Syria.  | Crowley Bequest. |

**Carduelis britannica**, *Hartert.*

- Fringilla carduelis*, *Hewitson, Eggs of Brit. Birds*, i. p. 196, pl. 1. fig. i (1856); *Seebohm, Brit. Birds*, ii. p. 87, pl. 12 (1884); *id. Eggs of Brit. Birds*, p. 241, pl. 56. fig. 17 (1895).  
*Acanthis carduelis britannica*, *Hartert, Vög. Pal. Faun.* pt. i. p. 68 (1903).  
*Carduelis carduelis britannica*, *Jourd. Eggs Europ. Birds*, p. 49 (1906).  
*Carduelis britannica*, *Sharpe, Hand-l.* v. p. 227 (1908).

Eggs of the British form of the Goldfinch do not differ from those of its Continental representative, described above.

- |  |                              |
|--|------------------------------|
| 5. Co. Donegal, Ireland, 20th May.                             | J. Steele Elliott, Esq. [P.] |
| 4. Cappagh, Co. Waterford, 29th May<br>( <i>R. J. Usher</i> ). | Seebohm Coll.                |
| 5. Cappagh, 4th June ( <i>R. J. U.</i> ).                      | Seebohm Coll.                |

- |   |                                      |
|---|--------------------------------------|
| 4. Shifnal, Shropshire, 4th June.                             | W. Radcliffe Saunders, Esq.<br>[P.]. |
| 4. Epsom, Surrey, 17th May.                                   | W. Radcliffe Saunders, Esq.<br>[P.]. |
| 5. Reigate, Surrey, 22nd May.                                 | W. Radcliffe Saunders, Esq.<br>[P.]. |
| 3. Oare, Faversham, Kent, 23rd May<br>( <i>H. T. Booth</i> ). | W. Radcliffe Saunders, Esq.<br>[P.]. |
| 4. Near Selling, Kent, 20th May.                              | W. Radcliffe Saunders, Esq.<br>[P.]. |
| 5. Alton, Hants.  | Crowley Bequest.                     |
| 6. Alresford, Hants, May.                                     | Crowley Bequest.                     |

**Carduelis parva, *Tschusi* ♂ × *Serinus canaria* (*Linm.*) ♀.**

Four eggs laid by the Canary are of a rather broad, somewhat pointed oval shape and almost devoid of gloss. The ground-colour is pale greenish-white, rather faintly and finely mottled all over with pale rufous and purplish-grey. They measure from .68 to .7 in length, and .5 in breadth.

- |                          |                                      |
|--------------------------|--------------------------------------|
| 4. [Madeira.] 2nd April. | W. Radcliffe Saunders, Esq.<br>[P.]. |
|--------------------------|--------------------------------------|

**Carduelis africana, *Hartert*.**

*Carduelis elegans, Salvin, Ibis*, 1859, p. 313; *Saunders, Ibis*, 1871, p. 220.  
*Acanthis carduelis africanus, Hartert, Vög. Pal. Faun.* pt. i. p. 69 (1903).

*Carduelis carduelis, Whitaker, Birds Tunis*, i. p. 191 (1905).

*Carduelis carduelis africana, Jourd. Eggs Europ. Birds*, p. 51 (1906).

*Carduelis africana, Sharpe, Hand-l.* v. p. 228 (1908).

Eggs of the Iberian Goldfinch are indistinguishable from those of the European form. They vary from .62 to .7 in length, and from .5 to .52 in breadth.

- |  |                                    |
|--|------------------------------------|
| 5. Setubal, Portugal, 6th May.   | Don L. Gonzaga do Nascimento [P.]. |
| 5. Colmenar, S. Spain, 15th June<br>( <i>H. Saunders; Hargitt Coll.</i> ). | Seebohm Coll.                      |
| 4. Malaga, S. Spain, 19th May ( <i>H. S.; Hargitt Coll.</i> ).             | Seebohm Coll.                      |
| 4. Ain Djendeli, Algeria, 12th May<br>( <i>O. Salvin</i> ).                | Salvin-Godman Coll.                |
| 1. Ain Djendeli, 13th May ( <i>H. B. Tristram</i> ).                       | Crowley Bequest.                   |
| 1. Ain Djendeli, 18th May ( <i>H. B. T.</i> ).                             | Crowley Bequest.                   |

**Carduelis orientalis (*Eversm.*).**

*Acanthis caniceps orientalis, Hartert, Vög. Pal. Faun.* pt. i. p. 70 (1903).

*Carduelis orientalis, Sharpe, Hand-l.* v. p. 229 (1908).

Eggs of the Eastern Goldfinch are similar to those of *C. carduelis*,

but rather larger. They measure from  $\cdot71$  to  $\cdot72$  in length, and from  $\cdot51$  to  $\cdot52$  in breadth.

- |  |                                     |
|--|-------------------------------------|
| 2. Altai Mts., 3rd June.                 | W. Radcliffe Saunders, Esq.<br>[P]. |
| 2. Altai Mts. ( <i>Nehrkorn Coll.</i> ). | Crowley Bequest.                    |
| 2. Kuldja, Mongolia, 5th June.           | W. Radcliffe Saunders, Esq.<br>[P]. |
| 2. Kuldja, 5th June.                     | Crowley Bequest.                    |
| 5. Astrabad, N. Persia, 8th May.         | W. Radcliffe Saunders, Esq.<br>[P]. |

Genus **SPINUS**, *Koch.*

**Spinus xanthogaster** (*Du Bus*).

*Chrysomitris xanthogastra*, *Sel. & Salv. P. Z. S.* 1879, p. 508.

*Chrysomitris xanthogaster*, *Salv. & Godm. Biol. Centr.-Amer., Aves*, i. p. 430 (1886); *Sharpe, Cat. Birds B. M.* xii. p. 209 (1888); *Nehrk. Kat. Eiersamml.*, p. 107 (1899).

*Spinus xanthogaster*, *Ridgw. Birds North & Middle Amer.* i. p. 105 (1901); *Sharpe, Hand-l.* v. p. 230 (1908).

Eggs of Bryant's Siskin are of a pointed oval shape, and without gloss. They are pale green, speckled with deep reddish-brown and underlying lilac, thickly at the broad end and sparingly elsewhere. Four measure respectively:  $\cdot67$  by  $\cdot49$ ;  $\cdot69$  by  $\cdot48$ ;  $\cdot67$  by  $\cdot52$ ; and  $\cdot67$  by  $\cdot5$ .

- |  |                     |
|--|---------------------|
| 1. U.S. Colombia.  | Crowley Bequest.    |
| 2. Santa Elena, Antioquia, U.S.<br>Colombia ( <i>T. K. Salmon</i> ). | Salvin-Godman Coll. |
| 2. Santa Elena ( <i>T. K. S.</i> ).                                  | Salvin-Godman Coll. |

**Spinus atratus** (*D'Orb. & Lafr.*).

(Plate X. fig. 2.)

*Chrysomitris atrata*, *Sharpe, Cat. Birds B. M.* xii. p. 212 (1888).

*Spinus atratus*, *Sharpe, Hand-l.* v. p. 230 (1908).

An egg in the Collection, said to be that of the Black Siskin, is of a regular oval shape and almost without gloss. It is pale greenish-white, finely spotted over the entire shell with yellowish-brown and lilac-grey. This egg, if correctly identified, is of a different type from those of the allied species. It measures  $\cdot81$  by  $\cdot6$ .

- |                  |                  |
|------------------|------------------|
| 1. Tumbes, Peru. | Crowley Bequest. |
|------------------|------------------|

**Spinus spinus** (*Linn.*).

*Fringilla spinus*, *Thien. Fortpflanz. ges. Vög.* p. 399, tab. xxxv. fig. 14, a, b, c (1845-54); *Hewitson, Eggs of Brit. Birds*, i. p. 198, pl. I. fig. ii (1856); *Seebohm, Brit. Birds*, ii. p. 92, pl. 12 (1884); *id. Eggs of Brit. Birds*, p. 242, pl. 56, fig. 18 (1896).

- Chrysomitris spinus*, *Baedeker, Eier Eur. Vög.* tab. 20. fig. 2 (1855-63); *Dresser, Birds Eur.* iii. p. 511 (1876); *Sharpe, Cat. Birds B. M.* xii. p. 212 (1888); *Rey, Eier Vög. Mitteleurop.* p. 321, pl. 40. figs. 21-25 (1900); *Dresser, Man. Pal. Birds*, pt. i. p. 276 (1902).
- Acanthis spinus*, *Hartert, Vög. Pal. Faun.* pt. i. p. 71 (1903).
- Carduelis spinus*, *Jourl. Eggs Europ. Birds*, p. 52, pl. 11. figs. 21-25 (1906).
- Spinus spinus*, *Sharpe, Hand-l.* v. p. 230 (1908).

Eggs of the Siskin are typically of a pointed oval form and very slightly glossy. They are bluish-white, speckled and blotched, more thickly over the broad end than elsewhere, with pale rufous and underlying lilac. The majority of the specimens are marked in addition, and almost entirely at the broad end, with a few specks and lines of deep chocolate-brown or black, and are not separable from the eggs of the Goldfinch. They measure from .6 to .72 in length, and from .45 to .53 in breadth.

- |  |                                      |
|--|--------------------------------------|
| 4. Co. Wicklow, Ireland, 22nd April<br>( <i>Allan Ellison</i> ).     | Seebohm Coll.                        |
| 4. Scotland.   | Salvin-Godman Coll.                  |
| 4. Ross-shire.   | Dr. R. Bowdler Sharpe [P.].          |
| 4. Scotsburn Wood, Ross-shire<br>( <i>J. Hancock</i> ).              | Crowley Bequest.                     |
| 5. West Ross-shire, 26th April<br>( <i>W. Stirling</i> ).            | W. Radcliffe Saunders, Esq.<br>[P.]. |
| 5. West Ross-shire, 26th April<br>( <i>W. S.</i> ).                  | W. Radcliffe Saunders, Esq.<br>[P.]. |
| 5. Balnagown, Ross-shire, 30th May<br>( <i>A. McDonald</i> ).        | Seebohm Coll.                        |
| 5. Balnagown, June ( <i>J. Hancock</i> ;<br><i>Tristram Coll.</i> ). | Crowley Bequest.                     |
| 1. Elvedon, Suffolk, June.   | Salvin-Godman Coll.                  |
| 3. Hendon, Middlesex.  | Salvin-Godman Coll.                  |
| 6. Hornsey, Middlesex.   | Salvin-Godman Coll.                  |
| 1. Sweden ( <i>Tristram Coll.</i> ).                                 | Crowley Bequest.                     |
| 3. Stockholm, June ( <i>Tristram Coll.</i> ).                        | Crowley Bequest.                     |
| 4. West Gothland, Sweden, 11th<br>April.                             | W. Radcliffe Saunders, Esq.<br>[P.]. |
| 3. Esthonia, Baltic Provs., 10th May<br>( <i>Russow</i> ).           | Seebohm Coll.                        |
| 2. Reval, Baltic Provs. ( <i>Russow</i> ).                           | Seebohm Coll.                        |
| 5. Mark Brandenburg, 14th June.                                      | W. Radcliffe Saunders, Esq.<br>[P.]. |
| 5. Harz Mts., 17th May.  | W. Radcliffe Saunders, Esq.<br>[P.]. |
| 5. Issyk Kul, Turkestan, 3rd June.                                   | Crowley Bequest.                     |

### *Spinus citrinellus* (Linn.).

- Fringilla citrinella*, *Thien. Fortpflanz. ges. Vög.* p. 402, tab. xxxv. fig. 16, *a, b* (1845-54); *Bree, Birds Eur.* iii. p. 106, pl. (1867); *id.*, *tom. cit.* 2nd ed. iv. p. 30, pl. (1875).
- Citrinella alpina*, *Baedeker, Eier Eur. Vög.* tab. 20. fig. 4 (1855-63).
- Chrysomitris citrinella*, *Dresser, Birds Eur.* iii. p. 535 (1877); *Sharpe, Cat. Birds B. M.* xii. p. 230 (1888); *Rey, Eier Vög. Mitteleurop.*



p. 320, pl. 39, figs. 22-26 (1900); *Dresser, Man. Pal. Birds*, pt. i. p. 278 (1902).

*Acanthis citrinella citrinella*, *Hartert, Vög. Pal. Faun.* pt. i. p. 81 (1903).

*Carduelis citrinella*, *Jourd. Eggs Europ. Birds*, p. 64, pl. 10, figs. 22-26 (1906).

*Spinus citrinellus*, *Sharpe, Hand-l.* v. p. 231 (1908).

The eggs of the Citril Finch resemble those of the Goldfinch and Siskin so closely that they cannot be separated from them. One clutch of eggs from Zurich is pale bluish-white and unspotted. Specimens measure from .6 to .7 in length, and from .48 to .52 in breadth.

- |  |                                     |
|--|-------------------------------------|
| 5. Switzerland, 7th May.                           | W. Radcliffe Saunders, Esq.<br>[P.] |
| 5. Switzerland.                                    | Salvin-Godman Coll.                 |
| 4. Switzerland, 23rd June.                         | Crowley Bequest.                    |
| 4. Zurich, Switzerland, 2nd June.                  | W. Radcliffe Saunders, Esq.<br>[P.] |
| 4. Jura Mountains, 3rd May ( <i>T. Hol-land</i> ). | Seebohm Coll.                       |
| 1. Jura Mountains, 16th May ( <i>T. II.</i> ).     | Seebohm Coll.                       |
| 3. Jura Mountains, 6th June ( <i>T. II.</i> ).     | Seebohm Coll.                       |
| 5. Sicily, 18th May.                               | W. Radcliffe Saunders, Esq.<br>[P.] |

### *Spinus tottus* (*Sparrm.*).

*Chrysonitris totta*, *Sharpe, Cat. Birds B. M.* xii. p. 231 (1888); *Stark, Fauna S. Afr., Birds*, i. p. 182 (1900); *Shelley, Birds Afr.* iii. p. 175 (1902).

*Spinus tottus*, *Reichenow, Vög. Afr.* iii. p. 276 (1904); *Sharpe, Hand-l.* v. p. 231 (1908).

An egg in the Collection, said to be that of the South-African Siskin, is of a broad oval shape and devoid of gloss. It is whitish (probably faded), with one or two spots of dark brown and pale brownish-lilac near the larger end. It measures .71 by .52. Stark describes eggs of this species as being "pale bluish-green, sparingly spotted and sometimes zoned with reddish-brown of two shades. They average .72 × .54."

- |   |                  |
|---|------------------|
| 1. Cape Colony ( <i>Tristram Coll.</i> ). | Crowley Bequest. |
|---|------------------|

### *Spinus barbatus* (*Molina*).

*Chrysonitris magellanica*, *Abbott, Ibis*, 1861, p. 216.

*Chrysonitris barbata*, *Sharpe, Cat. Birds B. M.* xii. p. 216 (1886).

*Spinus barbatus*, *Sharpe, Hand-l.* v. p. 231 (1908).

Two eggs of the Patagonian Siskin are elliptical in shape, slightly glossy, and of a very pale bluish-white colour. They measure respectively: .69 by .51; .7 by .5.

Two eggs from the Crowley Collection, also believed to be of this

species, are of a rather pointed oval shape. One is greyish-white and the other greenish-white, and both are unspotted. They measure respectively  $\cdot 7$  by  $\cdot 52$  and  $\cdot 71$  by  $\cdot 55$ .

- |                     |                  |
|---------------------|------------------|
| 2. South America.   | Old Collection.  |
| 2. [South America.] | Crowley Bequest. |

### *Spinus ictericus* (Licht.).

*Chrysomitris magellanica*, Gibson, *Ibis*, 1880, p. 30.

*Chrysomitris icterica*, Sharpe, *Cat. Birds B. M.* xii. p. 217 (1888); *Sci. & Huls. Argent. Orn.* i. p. 64 (1889); Holland, *Ibis*, 1892, p. 197; *Nehr. Kat. Eiersamml.* p. 107 (1899); Ihering, *Rev. Mus. Paulista*, iv. p. 213 (1900).

*Spinus ictericus*, Sharpe, *Hand-l.* v. p. 231 (1908).

The eggs of the Black-headed Siskin are of a regular oval form, devoid of gloss, and of a plain bluish-white colour. They measure from  $\cdot 65$  to  $\cdot 68$  in length, and from  $\cdot 49$  to  $\cdot 51$  in breadth. The eggs of this species are said to be sometimes spotted.

- |                    |                           |
|--------------------|---------------------------|
| 2. Argentina, Oct. | A. H. Holland, Esq. [C.]. |
| 3. Argentina, Oct. | A. H. Holland, Esq. [C.]. |

### *Spinus notatus* (Du Bus).

*Chrysomitris notata*, Salr. & Godm. *Biol. Centr.-Amer., Aves*, i. p. 428 (1886); *Nehr. Kat. Eiersamml.* p. 107 (1899).

*Spinus notatus notatus*, Ridgw. *Birds North & Middle Amer.* i. p. 102 (1901).

*Spinus notatus*, Sharpe, *Hand-l.* v. p. 232 (1908).

The two eggs of the Mexican Black-headed Siskin are of a pale bluish-white colour, entirely devoid of markings. One is of a rather blunt oval shape, the other more pointed, and both are devoid of gloss. They measure respectively  $\cdot 60$  by  $\cdot 42$  and  $\cdot 58$  by  $\cdot 44$ .

Probably the eggs described by Nehr Korn as being of this species have been wrongly identified: they are apparently much too large (19 by  $12\frac{1}{2}$  mm.).

- |            |             |
|------------|-------------|
| 2. Mexico. | Gould Coll. |
|------------|-------------|

### Genus *HYPACANTHIS*, Cab.

#### *Hypacanthis spinoides* (Vig.).

*Chrysomitris spinoides*, Sharpe, *Cat. Birds B. M.* xii. p. 201 (1888); Dresser, *Man. Pal. Birds*, pt. i. p. 277 (1902).

*Hypacanthis spinoides*, Oates, *Fauna Brit. Ind., Birds*, ii. p. 231 (1890); *id.*, ed. Hume, *Nests & Eggs Ind. Birds*, ii. p. 156 (1890); Sharpe, *Hand-l.* v. p. 233 (1908).

*Acanthis spinoides*, Hartert, *Vög. Pal. Faun.* pt. i. p. 73 (1903).

Eggs of the Himalayan Siskin are of a regular oval shape and slightly glossy. They are very pale green, speckled and otherwise

marked very sparingly, and almost entirely at the broad end, with brown or black. Some specimens are marked, also at the broad end, with underlying grey or pale lilac. They measure from .67 to .72 in length, and from .52 to .54 in breadth.

- |   |            |
|---|------------|
| 2. Simla, N.W. Himalaya, 25th<br>Aug. ( <i>A. O. Hume</i> ).  | Hume Coll. |
| 1. Kotgarh, N.W. Himalaya, 25th<br>April ( <i>A. O. H.</i> ). | Hume Coll. |
| 2. Kotgarh, 24th May ( <i>A. O. H.</i> ).                     | Hume Coll. |

Genus **ASTRAGALINUS**, *Cab.*

**Astragalinus tristis** (*Linn.*).

*Chrysomitris tristis*, *Baird, Brewer & Ridgw. N. Amer. Birds*, i. p. 471 (1874); *Sharpe, Cat. Birds B. M.* xii. p. 195 (1888); *Nehr. Kat. Eiersamml.* p. 107 (1899).

*Astragalinus tristis tristis*, *Ridgw. Birds North & Middle Amer.* i. p. 109 (1901).

*Astragalinus tristis*, *Sharpe, Hand-l.* v. p. 233 (1908).

The eggs of the American Siskin, or Yellow-bird, are without gloss and of a uniform bluish-white colour. They appear to vary much in size and shape. One specimen is of a blunt oval form and measures .68 by .54; others are pointed ovals and measure, on the average, .65 by .5.

- |  |                                     |
|--|-------------------------------------|
| 1. North America ( <i>Smiths. Inst.</i> ).                             | Salvin-Godman Coll.                 |
| 4. North America ( <i>Henshaw Coll.</i> ).                             | Salvin-Godman Coll.                 |
| 3. Bangor, Maine, 29th May ( <i>T. Bailey</i> ).                       | W. Radcliffe Saunders, Esq.<br>[P.] |
| 5. West Newbury, New Hampshire,<br>9th August ( <i>G. E. Gilman</i> ). | W. Radcliffe Saunders, Esq.<br>[P.] |
| 2. Massachusetts ( <i>T. M. Brewer: Tristram Coll.</i> ).              | Crowley Bequest.                    |
| 4. Chester Co., Pennsylvania ( <i>C. J. Pennock</i> ).                 | Princeton University, N. J.<br>[E.] |

**Astragalinus pallidus** (*Mearns*).

*Astragalinus tristis pallidus*, *Ridgw. Birds North & Middle Amer.* i. p. 111 (1901).

*Astragalinus pallidus*, *Sharpe, Hand-l.* v. p. 234 (1908).

Eggs of the Western Goldfinch are indistinguishable from those of *A. tristis*. They measure from .6 to .62 in length, and from .48 to .49 in breadth.

- |                           |                                     |
|---------------------------|-------------------------------------|
| 4. Tucson, Arizona, July. | W. Radcliffe Saunders, Esq.<br>[P.] |
|---------------------------|-------------------------------------|

**Astragalinus psaltria** (*Say*).

*Chrysomitris psaltria*, *Sharpe, Cat. Birds B. M.* xii. p. 204 (1888).

*Astragalinus psaltria psaltria*, *Ridgw. Birds North & Middle Amer.* i. p. 114 (1901).

*Astragalinus psaltria*, *Sharpe, Hand-l.* v. p. 234 (1908).

Eggs of the Arkansas Goldfinch are similar to those of *A. tristis*. They measure from .59 to .62 in length, and from .43 to .47 in breadth.

2. [Western U.S. America] (*T. M. Crowley Bequest.*  
*Brewer: Tristram Coll.*)
3. Aptos, Santa Cruz Co., California, W. Radcliffe Saunders, Esq.  
12th May (*T. Liliencrantz*). [P.]
4. Watsonville, Santa Cruz Co., 1st W. Radcliffe Saunders, Esq.  
July (*O. P. Silliman*). [P.]

**Astragalinus arizonæ**, *Coues*.

*Chrysomitris psaltria*, var. *arizonæ*, *Baird, Brewer & Ridgw. N. Amer. Birds*, i. p. 476 (1874).

*Chrysomitris arizonæ*, *Sharpe, Cat. Birds B. M.* xii. p. 206 (1888); *Nehr. Kat. Eiersamml.* p. 107 (1899).

*Astragalinus psaltria arizonæ*, *Ridgw. Birds North & Middle Amer.* i. p. 115 (1901).

*Astragalinus arizonæ*, *Sharpe, Hand-l.* v. p. 234 (1908).

The eggs of the Arizona Siskin are pointed ovals, devoid of gloss, and plain bluish-white. They measure from .59 to .61 in length, and from .45 to .48 in breadth.

3. Arizona, North America (*E. Dickerson: Henshaw Coll.*) Salvin-Godman Coll.
2. Las Vegas, New Mexico, 10th W. Radcliffe Saunders, Esq.  
August (*C. H. Marsh*). [P.]

**Astragalinus mexicanus** (*Swatins*).

*Chrysomitris mexicanus*, *Sharpe, Cat. Birds B. M.* xii. p. 206 (1888) [part.]; *Nehr. Kat. Eiersamml.* p. 107 (1899).

*Astragalinus psaltria mexicanus*, *Ridgw. Birds North & Middle Amer.* i. p. 117 (1901).

*Astragalinus mexicanus*, *Sharpe, Hand-l.* v. p. 234 (1908).

The eggs of the Mexican Siskin are similar to those of the allied species already described. They measure .56 by .47.

2. South Mexico (*Tristram Coll.*) Crowley Bequest.

**Astragalinus croceus** (*Jouy*).

*Chrysomitris psaltria*, var. *mexicana*, *Baird, Brewer & Ridgw. N. Amer. Birds*, i. p. 478 (1874) [part.].

*Chrysomitris mexicana*, *Scl. & Salv. Ibis*, 1860, p. 34; *Salv. & Godm.*

*Biol. Centr.-Amer., Aves*, i. p. 431 (1886) [part.]; *Sharpe, Cat. Birds B. M.* xii. p. 206 (1888) [part.].

*Astragalinus psaltria croceus*, *Ridgw. Birds North & Middle Amer.* i. p. 118 (1901).

*Astragalinus croceus*, *Sharpe, Hand-l.* v. p. 234 (1908).

The eggs of the Central-American Siskin are of a narrow, blunt oval form, without gloss, and plain bluish-white. Three examples measure respectively: .61 by .47; .61 by .46; .6 by .45.

2. Central America.

Salvin-Godman Coll.

1. Dueñas, Guatemala.

Salvin-Godman Coll.

### *Astragalinus colombianus* (Lafr.).

*Chrysomitris columbiana*, *Sel. & Salv. P. Z. S.* 1879, p. 508; *Nehrk. Kat. Eiersamml.* p. 107 (1899).

*Chrysomitris colombiana*, *Sharpe, Cat. Birds B. M.* xii. p. 208 (1888).

*Astragalinus psaltria colombianus*, *Ridgw. Birds North & Middle Amer.* i. p. 120 (1901).

*Astragalinus colombianus*, *Sharpe, Hand-l.* v. p. 235 (1908).

The eggs of the Colombian Siskin are of a narrow, pointed oval form, devoid of gloss, and plain bluish-white. They measure from .61 to .63 in length, and from .42 to .49 in breadth.

2. U.S. Colombia.

Crowley Bequest.

3. Medellin, Antioquia, U.S. Colombia

Salvin-Godman Coll.

(*T. K. Salmon*).

### *Astragalinus lawrencei* (Cass.).

*Chrysomitris lawrencii*, *Baird, Brewer & Ridgw. N. Amer. Birds*, i. p. 478 (1874); *Sharpe, Cat. Birds B. M.* xii. p. 223 (1899); *Nehrk. Kat. Eiersamml.* p. 107 (1899).

*Astragalinus lawrencii*, *Ridgw. Birds North & Middle Amer.* i. p. 121 (1901).

*Astragalinus lawrencei*, *Sharpe, Hand-l.* v. p. 235 (1908).

Eggs of Lawrence's Siskin are of a broad oval shape, devoid of gloss, and plain white. They measure from .55 to .6 in length, and from .4 to .48 in breadth.

4. California, 24th May (*Henshaw Coll.*).

Salvin-Godman Coll.

3. Los Nietos, S. California, 10th April.

Crowley Bequest.

4. San Diego, California, 1st June (*M. Belden*).

W. Radcliffe Saunders, Esq.  
[P.]

4. San Bernardino, California, 24th April.

W. Radcliffe Saunders, Esq.  
[P.]

Genus **LINARIA**, *Bechst.*

The eggs of the Twite, Linnet, and Redpolls are so closely alike both in size and coloration that they cannot be separated, and they require to be very carefully authenticated at the time they are taken from the nest. They also resemble the eggs of the Greenfinch, Goldfinch, and Siskin.

The ground-colour varies from bluish-white to pale blue or bluish-green. The broader half of the egg is rather thickly, the smaller half sparingly, speckled, spotted, and blotched with reddish-brown, purplish-brown or deep chocolate-brown, and underlying pinkish-brown or lilac. The markings vary in number, size, and intensity of colour in different specimens, and on some eggs the underlying markings are altogether absent. A few examples are plain white or blue. Some specimens in each series exhibit lines of a dark colour similar to those on the egg of a Bunting, and these occasionally form a wreath or zone round the larger end.

**Linaria flavirostris** (*Lin.*).

*Fringilla flavirostris*, *Thien. Fortpflanz. ges. Vög.* p. 405, tab. xxxv. fig. 11, *a-c* (1845-54); *Seebohm, Brit. Birds*, ii. p. 111, pl. 13 (1884); *id., Eggs of Brit. Birds*, p. 245, pl. 57, fig. 4 (1896).

*Linota montium*, *Baedeker, Eier Eur. Vög.* tab. 20, fig. 14 (1855-63).

*Fringilla montium*, *Hewitson, Eggs of Brit. Birds*, i. p. 203, pl. li. fig. iii (1856).

*Linota flavirostris*, *Dresser, Birds Eur.* iv. p. 59 (1876); *Ussher & Warren, Birds Ireland*, p. 66 (1900); *Dresser, Man. Pal. Birds*, pt. i. p. 313 (1902).

*Acanthis flavirostris*, *Sharpe, Cat. Birds B. M.* xii. p. 236 (1888); *Rey, Eier Vög. Mitteleurop.* p. 325, pl. 40, figs. 6-10 (1900).

*Acanthis flavirostris flavirostris*, *Hartert, Vög. Pal. Faun.* pt. i. p. 76 (1903).

*Carduelis flavirostris*, *Jourd. Eggs Europ. Birds*, p. 56, pl. 11, figs. 6-10 (1906).

*Linaria flavirostris*, *Sharpe, Hand-l.* v. p. 236 (1908).

The eggs of the Twite vary from .61 to .77 in length, and from .47 to .55 in breadth.

- |    |                                |      |     |               |
|----|--------------------------------|------|-----|---------------|
| 4. | Co. Waterford, Ireland,        | 22nd |     | Seebohm Coll. |
|    | April ( <i>R. J. Ussher</i> ). |      |     |               |
| 6. | Co. Waterford,                 | 10th | May | Seebohm Coll. |
|    | ( <i>R. J. U.</i> ).           |      |     |               |
| 5. | Co. Waterford,                 | 10th | May | Seebohm Coll. |
|    | ( <i>R. J. U.</i> ).           |      |     |               |
| 5. | Co. Waterford,                 | 12th | May | Seebohm Coll. |
|    | ( <i>R. J. U.</i> ).           |      |     |               |
| 6. | Co. Waterford,                 | 17th | May | Seebohm Coll. |
|    | ( <i>R. J. U.</i> ).           |      |     |               |
| 6. | Co. Waterford,                 | 26th | May | Seebohm Coll. |
|    | ( <i>R. J. U.</i> ).           |      |     |               |

- |  |                                     |
|--|-------------------------------------|
| 6. Co. Waterford, 11th June<br>( <i>R. J. U.</i> )                   | Seebohm Coll.                       |
| 5. Co. Waterford, 17th June<br>( <i>R. J. U.</i> )                   | Seebohm Coll.                       |
| 4. North Uist, Hebrides, June<br>( <i>T. Walker; Hargitt Coll.</i> ) | Seebohm Coll.                       |
| 6. Unst, Shetlands.  | Salvin-Godman Coll.                 |
| 5. Unst.   | Old Collection.                     |
| 5. Orkneys ( <i>J. H. Dunn; Hargitt Coll.</i> )                      | Seebohm Coll.                       |
| 8. Hoy I., Orkneys ( <i>J. Begg; Tristram Coll.</i> )                | Crowley Bequest.                    |
| 7. Kingsdale, Orkneys, 11th May<br>( <i>J. R. Gunn.</i> )            | W. Radcliffe Saunders, Esq.<br>[P.] |
| 5. Quanterness, Orkneys, 23rd May<br>( <i>J. R. G.</i> )             | W. Radcliffe Saunders, Esq.<br>[P.] |
| 6. Quanterness, 24th May ( <i>J. R. G.</i> )                         | W. Radcliffe Saunders, Esq.<br>[P.] |
| 7. Wideford Hill, Orkneys, 4th June<br>( <i>J. R. G.</i> )           | W. Radcliffe Saunders, Esq.<br>[P.] |
| 4. Scotland.   | Crowley Bequest.                    |
| 4. Scotland.   | Crowley Bequest.                    |
| 5. Aberdeenshire, 16th June.   | W. Radcliffe Saunders, Esq.<br>[P.] |
| 4. Island of Islay, 12th May<br>( <i>R. Greenwood.</i> )             | Seebohm Coll.                       |
| 5. Newcastle-on-Tyne ( <i>R. G.</i> )                                | Seebohm Coll.                       |
| 2. Settle, Yorkshire, 11th May.                                      | Seebohm Coll.                       |
| 5. Cumberland ( <i>Heysham.</i> )                                    | Gould Coll.                         |
| 4. Cumberland ( <i>Heysham.</i> )                                    | Gould Coll.                         |
| 2. Ashopton, Derbyshire, 28th May.                                   | Seebohm Coll.                       |

Clutch containing an egg of the Cuckoo (*Cuculus canorus*).

- |  |                                     |
|--|-------------------------------------|
| 5. Sleeton Moor, near Carlisle, Cumberland, 10th June. | W. Radcliffe Saunders, Esq.<br>[P.] |
|--|-------------------------------------|

### *Linaria brevirostris* (Moore).

*Acanthis brevirostris*, *Sharpe, Cat. Birds B. M.* xii. p. 238 (1888); *Fulton, J. Bomb. Soc.* xvi. p. 53 (1904).

*Linota brevirostris*, *Dresser, Man. Pal. Birds*, pt. i. p. 314 (1902).

*Acanthis flavirostris brevirostris*, *Hartert, Voy. Pal. Faun.* pt. i. p. 77 (1903).

*Linaria brevirostris*, *Sharpe, Hand-l.* v. p. 236 (1908).

Eggs of the Eastern Twite measure from .62 to .65 in length, and from .48 to .5 in breadth.

- |                                      |                                     |
|--------------------------------------|-------------------------------------|
| 2. Altai Mountains.                  | Crowley Bequest.                    |
| 7. Kobdo, Altai Mountains, 14th May. | W. Radcliffe Saunders, Esq.<br>[P.] |
| 3. Koko-nor.                         | Crowley Bequest.                    |

**Linaria cannabina (Linn.).**

- Fringilla cannabina*, *Thun. Fortpflanz. ges. Vög.* p. 405, tab. xxxv. fig. 10, a-c (1845-54); *Hewitson, Eggs of Brit. Birds*, i. p. 200, pl. li. fig. i (1856); *Seebohm, Brit. Birds*, ii. p. 106, pl. 13 (1884); *id. Eggs of Brit. Birds*, p. 244, pl. 57. figs. 2 & 3 (1896).
- Linota cannabina*, *Baedeker, Eier Eur. Vög.* tab. 20. fig. 13 (1855-63); *Tristram, Ibis*, 1868, p. 208; *Saunders, Ibis*, 1871, p. 219; *Dresser, Man. Pal. Birds*, pt. i. p. 312 (1902) [part.].
- Linaria cannabina*, *Dresser, Birds Eur.* iv. p. 31 (1875); *Sharpe, Hand-l.* v. p. 236 (1908).
- Acanthis cannabina*, *Sharpe, Cat. Birds B. M.* xii. p. 240 (1888); *Rey, Eier Vög. Mitteleurop.* p. 322, pl. 40. figs. 1-5 (1900).
- Acanthis cannabina cannabina*, *Hartert, Vög. Pal. Faun.* pt. i. p. 73 (1903).
- Carduelis cannabina*, *Jourd. Eggs Europ. Birds*, p. 54, pl. 11. figs. 1-5 (1906).

The eggs of the Linnet measure from .66 to .8 in length, and from .48 to .55 in breadth.

- |   |                                     |
|---|-------------------------------------|
| 4. Tenby, Wales.  | Salvin-Godman Coll.                 |
| 5. England.   | Old Collection.                     |
| 4. Scarborough, Yorkshire, May.                             | W. Radcliffe Saunders, Esq.<br>[P.] |
| 5. Norfolk.   | Lord Walsingham [P.]                |
| 4. Sparham, Norfolk, 12th May<br>( <i>F. Norgate</i> ).     | Seebohm Coll.                       |
| 6. Sparham, 7th June ( <i>F. N.</i> ).                      | Seebohm Coll.                       |
| 6. Banham, Norfolk, 10th May<br>( <i>L. W. Leader</i> ).    | W. Radcliffe Saunders, Esq.<br>[P.] |
| 6. Cambridgeshire.  | F. Bond, Esq. [P.]                  |
| 6. Cambridgeshire.  | F. Bond, Esq. [P.]                  |
| 4. Waterbeach, Cambridge, 4th May,<br>( <i>O. Salvin</i> ). | Salvin-Godman Coll.                 |
| 5. Osmington, Dorset, 14th May<br>( <i>R. Wallis</i> ).     | W. Radcliffe Saunders, Esq.<br>[P.] |
| 4. Salisbury, Wilts, 30th April.                            | L. A. Williams, Esq. [P.]           |
| 5. Alton, Hants, May.                                       | Crowley Bequest.                    |
| 4. Avington Park, Hants, May ( <i>Hargitt Coll.</i> ).      | Seebohm Coll.                       |
| 4. Wolmer Forest, Hants, 28th April.                        | Col. H. W. Feilden [P.]             |
| 5. Horsham, Sussex, 9th May ( <i>L. W. L.</i> ).            | W. Radcliffe Saunders, Esq.<br>[P.] |
| 2. Marlow, Bucks, 14th May.                                 | Lord Bennett [P.]                   |
| 6. Finchley, Middlesex.                                     | Salvin-Godman Coll.                 |
| 5. Churt, Surrey, ( <i>Smithers</i> ).                      | Crowley Bequest.                    |
| 4. Angley Park, Kent ( <i>Hargitt Coll.</i> ).              | Seebohm Coll.                       |
| 7. Skåne, Sweden, 8th June.                                 | W. Radcliffe Saunders, Esq.<br>[P.] |
| 5. Elbeuf, France ( <i>Noury : Hargitt Coll.</i> ).         | Seebohm Coll.                       |
| 5. Malaga, Spain, 9th June ( <i>H. Saunders</i> ).          | Seebohm Coll.                       |
| 5. Pomerania, 14th May ( <i>T. Holland</i> ).               | Seebohm Coll.                       |
| 5. Pomerania, 16th May ( <i>T. H.</i> ).                    | Seebohm Coll.                       |
| 4. Pomerania, 18th May ( <i>T. H.</i> ).                    | Seebohm Coll.                       |



- |  |                                      |
|--|--------------------------------------|
| 5. Pomerania, 18th May ( <i>T. H.</i> ).                                       | Seebohm Coll.                        |
| 5. Pomerania, 12th June ( <i>T. H.</i> ).                                      | Seebohm Coll.                        |
| 6. Pomerania, 12th June ( <i>T. H.</i> ).                                      | Seebohm Coll.                        |
| 6. Livonia, Baltic Provs., 30th July<br>( <i>Russov</i> ).                     | Seebohm Coll.                        |
| 4. Sziget Csépe, Hungary, 27th April<br>( <i>W. R. S.</i> ).                   | W. Radcliffe Saunders, Esq.<br>[P.]. |
| 5. Malta ( <i>Beecher</i> ).   | Seebohm Coll.                        |
| 4. Parnassus, Greece, 5th May ( <i>H.</i><br><i>Seebohm &amp; T. Krüper</i> ). | Seebohm Coll.                        |
| 3. Parnassus, 6th May ( <i>H. S. &amp; T. K.</i> ).                            | Seebohm Coll.                        |
| 3. Parnassus, 8th May ( <i>H. S. &amp; T. K.</i> ).                            | Seebohm Coll.                        |
| 3. Jericho, Palestine ( <i>J. H. Cochrane</i> ).                               | Seebohm Coll.                        |

Clutches containing an egg of the Cuckoo (*Cuculus canorus*).

- |                                   |                                      |
|-----------------------------------|--------------------------------------|
| 5. Kent, 13th June.               | W. Radcliffe Saunders, Esq.<br>[P.]. |
| 3. Shifnal, Shropshire, 1st June. | W. Radcliffe Saunders, Esq.<br>[P.]. |

### *Linaria nana* (*Tschusi*).

*Acanthis cannabina nana*, *Hartert, Vög. Pal. Faun.* i. p. 75 (1903).

*Acanthis cannabina*, *Whitaker, Birds Tunis.* i. p. 218 (1905).

*Linaria nana*, *Sharpe, Hand-l.* v. p. 236 (1908).

Eggs of the North African Linnet measure from  $\cdot 65$  to  $\cdot 7$  in length, and from  $\cdot 5$  to  $\cdot 51$  in breadth.

- |  |   |
|--|---|
| 4. Agua de Pena, Madeira, 14th May<br>( <i>Pe. E. Schmitz</i> ). | W. Radcliffe Saunders, Esq.<br>[P.].                |
| 3. Porto Santo Is., Madeira, 11th<br>April.                      | Hon. C. Baring & W. R.<br>Ogilvie-Grant, Esq. [P.]. |

### *Linaria linaria* (*Lin.*).

*Fringilla linaria*, *Thien, Fortpflanz. ges. Vög.* p. 403, tab. xxxv. fig. 13, a-c (1845-54); *Seebohm, Brit. Birds*, ii. p. 116, pl. 12 (1884); *id. Eggs of Brit. Birds*, p. 246, pl. 57, figs. 6 & 7 (1896).

*Acanthis linaria*, *Buechler, Eier Eur. Vög.* tab. xx. fig. 15 (1855-63); *Nelson, Report Nat. Hist. Alaska*, p. 179 (1887); *Sharpe, Cat. Birds B. M.* xii. p. 245 (1888); *MacFarlane, Proc. U.S. Nat. Mus.* xiv. p. 441 (1892); *Rey, Eier Vög. Mitteleurop.* p. 326, pl. 40, figs. 11-15 (1900).

*Fringilla canescens*, *Hewitson, Eggs of Brit. Birds*, i. p. 202 \*, pl. li. \* (1856).

*Ægiothus linarius*, *Ross, Canad. Nat.* vii. p. 146 (1862); *id. Nat. Hist. Rev.* 1862, p. 281; *Baird, Brewer & Ridgw. N. Amer. Birds*, i. p. 493 (1874).

*Fringilla borealis*, *Wheelerwright, A Spring & Summer in Lapland*, p. 299 (1871).

*Linota canescens*, *Seebohm & Harvie-Brown, Ibis*, 1876, p. 116.

- Linota linaria*, Dresser, *Birds Eur.* iv. p. 37 (1877); Seebohm, *Ibis*, 1878, p. 335; Dresser, *Man. Pal. Birds*, pt. i. p. 315 (1902) [part.]; Newton, *Ootheca Wolleyana*, pt. ii. p. 403, pl. xi. figs. 31-36 (1902).  
*Acanthis flammea flammea*, Hartert, *Vög. Pal. Faun.* pt. i. p. 77 (1903).  
*Carduelis flammea*, *Jour. Eggs Europ. Birds*, p. 59, pl. 11. figs. 11-15 (1906).  
*Linaria linaria*, Sharpe, *Hand-l.* v. p. 237 (1908).

The eggs of the Mealy Redpoll measure from .63 to .7 in length, and from .45 to .54 in breadth.

- |  |                             |
|--|-----------------------------|
| 3. Bolö, Norway, 20th June ( <i>P. Godman</i> ).                                 | Salvin-Godman Coll.         |
| 4. Norwegian Lapland, 26th June ( <i>Meves</i> ).                                | Seebohm Coll.               |
| 4. Quickloock, Lapland ( <i>H. Wheelwright</i> ).                                | Crowley Bequest.            |
| 2. Jeris-järwi, Finland ( <i>J. Wolley</i> ).                                    | Seebohm Coll.               |
| 4. Sweden.   | Gould Coll.                 |
| 5. Petchora, Lat. 68° N., 23rd June ( <i>H. S.</i> ).                            | Seebohm Coll.               |
| 4. Petchora, Lat. 68° N., 23rd June ( <i>H. S.</i> ).                            | Seebohm Coll.               |
| 5. Yenesei River, Lat. 70½° N., 12th July ( <i>H. S.</i> ).                      | Seebohm Coll.               |
| 4. Yene-si River, Lat. 70½° N., 14th July ( <i>H. S.</i> ).                      | Seebohm Coll.               |
| 4. Ala-ka ( <i>E. W. Nelson: Henshaw Coll.</i> ).                                | Salvin-Godman Coll.         |
| 3. St. Michael's, Alaska, 22nd May ( <i>E. W. N.: Henshaw Coll.</i> ).           | Salvin-Godman Coll.         |
| 4. St. Michael's, 5th June ( <i>E. W. N.: Henshaw Coll.</i> ).                   | Salvin-Godman Coll.         |
| 3. Anderson River, Arctic America, June ( <i>R. MacFarlane: Henshaw Coll.</i> ). | Salvin-Godman Coll.         |
| 2. Mackenzie River Dist., N. America.  | B. R. Ross, Esq. [P.].      |
| 3. York Factory, Hudson's Bay, August.   | Admiral A. H. Markham [P.]. |
| 3. Labrador.   | Crowley Bequest.            |

#### *Linaria holboelli* (*Brelna*).

- Acanthis holboelli*, Sharpe, *Cat. Birds B. M.* xii. p. 250 (1888).  
*Acanthis flammea holboelli*, Hartert, *Vög. Pal. Faun.* pt. i. p. 79 (1903).  
*Linaria holboelli*, Sharpe, *Hand-l.* v. p. 237 (1908).

Eggs of Holboell's Redpoll measure from .61 to .71 in length, and from .48 to .49 in breadth.

- |   |                  |
|---|------------------|
| 3. Lapland, 19th May.   | Crowley Bequest. |
| 3. Lapland, 5th June.   | Crowley Bequest. |
| 6. Muonioniska, Lapland, 12th June ( <i>Emile Honyberr</i> ). | Crowley Bequest. |
| 5. Muoniovaara, Lapland ( <i>J. Wolley: Tristram Coll.</i> ). | Crowley Bequest. |

- |  |                                     |
|--|-------------------------------------|
| 5. Tornea R., Lapland, 2nd June.               | W. Radcliffe Saunders, Esq.<br>[P.] |
| 5. Tornea R., 29th June.                       | W. Radcliffe Saunders, Esq.<br>[P.] |
| 6. Tornea R., 6th July.                        | W. Radcliffe Saunders, Esq.<br>[P.] |
| 4. Kaaressuando, Kemi Lappmark,<br>[14th June. | W. Radcliffe Saunders, Esq.<br>[P.] |
| 1. Finland ( <i>Nehrkorn Coll.</i> ).          | Crowley Bequest.                    |

### *Linaria rufescens* (*Vieill.*).

- Fringilla linaria*, *Hewitson, Eggs of Brit. Birds*, i. p. 201, pl. li. fig. ii (1856).
- Linota rufescens*, *Dresser, Birds Eur.* iv. p. 47 (1877); *id. Man. Pal. Birds*, pt. i. p. 316 (1902).
- Fringilla rufescens*, *Seeböhm, Brit. Birds*, ii. p. 116, pl. 12 (1884); *id. Eggs of Brit. Birds*, p. 246, pl. 57, fig. 5 (1896).
- Acanthis rufescens*, *Sharpe, Cat. Birds B. M.* xii. p. 252 (1888); *Rey, Eier Vög. Mitteleurop.* p. 326, pl. 29, fig. 11 (1900).
- Acanthis flammea cabaret*, *Hartert, Vög. Pal. Faun.* pt. i. p. 80 (1903).
- Carduelis flammea cabaret*, *Jourd. Eggs Europ. Birds*, p. 61, pl. 38, fig. 11 (1906).
- Linaria rufescens*, *Sharpe, Hand-l.* v. p. 237 (1908).

The eggs of the Lesser Redpoll measure from .59 to .62 in length, and from .43 to .5 in breadth.

- |   |                                     |
|---|-------------------------------------|
| 4. Cappagh, Co. Waterford, Ireland,<br>12th June ( <i>R. J. Ussher</i> ). | W. Radcliffe Saunders, Esq.<br>[P.] |
| 3. Loch Luichart, Ross-shire, Scot-<br>land ( <i>Hargitt Coll.</i> ).     | Seeböhm Coll.                       |
| 5. Carlisle, Cumberland, 29th May.  | W. Radcliffe Saunders, Esq.<br>[P.] |
| 5. Stanwix, Carlisle, May.  | W. Radcliffe Saunders, Esq.<br>[P.] |
| 5. Stanwix, 10th June ( <i>T. Peal</i> ).                                 | W. Radcliffe Saunders, Esq.<br>[P.] |
| 3. Sheffield, Yorkshire, 4th June<br>( <i>H. Seeböhm</i> ).               | Seeböhm Coll.                       |
| 2. Sheffield ( <i>H. S.</i> ).  | Seeböhm Coll.                       |
| 2. Sheffield ( <i>H. S.</i> ).  | Seeböhm Coll.                       |
| 5. Scarborough, Yorkshire, 20th May.                                      | W. Radcliffe Saunders, Esq.<br>[P.] |
| 4. River Derwent, Derbyshire ( <i>C.<br/>Fleming: Hargitt Coll.</i> ).    | Seeböhm Coll.                       |
| 6. Bowden, Cheshire ( <i>F. Nicholson</i> ).                              | Seeböhm Coll.                       |
| 4. Leicestershire.  | Crowley Bequest.                    |
| 5. Leicestershire.  | Crowley Bequest.                    |
| 5. Kent, June.  | W. Radcliffe Saunders, Esq.<br>[P.] |
| 5. Kent, June.  | W. Radcliffe Saunders, Esq.<br>[P.] |

*Linaria exilipes* (Cous).

- Acanthis exilipes*, *Sharpe, Cat. Birds B. M.* xii. p. 254 (1888); *Rey, Eier Vög. Mitteleurop.* p. 326, pl. 29, fig. 13 (1900).  
*Linota exilipes*, *Dresser, Man. Pal. Birds*, pt. i. p. 317 (1902).  
*Acanthis hornemannii exilipes*, *Hartert, Vög. Pal. Faun.* pt. i. p. 81 (1903).  
*Linaria exilipes*, *Sharpe, Hand-l.* v. p. 237 (1908).

Eggs of Cones' Redpoll measure from .58 to .7 in length, and from .45 to .5 in breadth.

- |  |                                      |
|--|--------------------------------------|
| 3. Lapland, 19th May.                        | Crowley Bequest.                     |
| 2. Lapland.                                  | Crowley Bequest.                     |
| 4. Kaaressuando, Kemi Lappmark,<br>22nd May. | W. Radcliffe Saunders, Esq.<br>[P.]. |
| 5. Archangel, Russia, 6th June.              | W. Radcliffe Saunders, Esq.<br>[P.]. |
| 5. Archangel, 6th June.                      | W. Radcliffe Saunders, Esq.<br>[P.]. |
| 5. R. Amur, E. Siberia, 4th June.            | W. Radcliffe Saunders, Esq.<br>[P.]. |
| 1. North America ( <i>Nehr Korn Coll.</i> ). | Crowley Bequest.                     |

*Linaria hornemannii* (Holboell).

- Fringilla borealis*, *Thien. Fortpflanz. ges. Vög.* p. 404, tab. xxxv. fig. 12, a-c (1845-54).  
*Fringilla hornemannii*, *Seeböhm, Brit. Birds*, ii. p. 117, pl. 12 (1884);  
*id. Eggs of Brit. Birds*, p. 247, pl. 57, fig. 8 (1896).  
*Acanthis hornemannii*, *Sharpe, Cat. Birds B. M.* xii. p. 256 (1888).  
*Acanthis canescens*, *Rey (nec Gould), Eier Vög. Mitteleurop.* p. 326, pl. 29, fig. 12 (1900).  
*Linota hornemannii*, *Dresser, Man. Pal. Birds*, pt. i. p. 317 (1902).  
*Acanthis hornemannii hornemannii*, *Hartert, Vög. Pal. Faun.* pt. i. p. 81 (1903).  
*Carduelis hornemannii hornemannii*, *Jourd. Eggs Europ. Birds*, p. 63 (1906).  
*Linaria hornemannii*, *Sharpe, Hand-l.* v. p. 237 (1908).

The eggs of the Greenland Redpoll measure from .68 to .71 in length, and from .5 to .55 in breadth.

- |   |                                      |
|---|--------------------------------------|
| 4. Greenland.   | Gould Coll.                          |
| 2. Greenland.   | Salvin-Godman Coll.                  |
| 6. Greenland, 2nd June.                                   | W. Radcliffe Saunders, Esq.<br>[P.]. |
| 4. Greenland, 8th July.                                   | W. Radcliffe Saunders, Esq.<br>[P.]. |
| 2. Greenland.   | Crowley Bequest.                     |
| 3. Greenland, 25th May.                                   | Crowley Bequest.                     |
| 2. Upernivik, Greenland.                                  | Seeböhm Coll.                        |
| 4. Christianshaab, Greenland, June<br>( <i>Fenekér</i> ). | Seeböhm Coll.                        |

1. Iceland (*W. Proctor: Tristram Coll.*) Crowley Bequest.
3. Iceland, May (*W. P.: Tristram Coll.*) Crowley Bequest.
4. Iceland, 5th July. W. Radcliffe Saunders, Esq. [P.]

Genus **MONTIFRINGILLA**, *Brehm*.

The eggs of all the species of this genus are more or less glossy and pure white.

**Montifringilla nivalis** (*Linn.*).

- Fringilla nivalis*, *Thien. Fortpflanz. ges. Vög.* p. 427, tab. xxxvi. fig. 7 (1845-54); *Bree, Birds Eur.* 2nd ed. iv. p. 34, pl. (1875).  
*Montifringilla nivalis*, *Baedeker, Eier Eur. Vög.* tab. 12. fig. 4 (1855-63); *Dresser, Birds Eur.* iii. p. 617 (1876); *Sharpe, Cat. Birds B. M.* xii. p. 259 (1888); *Dresser, Man. Pal. Birds*, pt. i. p. 297 (1902); *Jourd. Eggs Europ. Birds*, p. 86 (1906); *Sharpe, Hand-l.* v. p. 238 (1909).  
*Montifringilla nivalis nivalis*, *Hartert, Vög. Pal. Faun.* pt. ii. p. 132 (1904).

Eggs of the Snow-Finch are of a pointed oval form, and measure from .91 to 1.02 in length, and from .6 to .71 in breadth.

5. Simplon Pass, Switzerland, 30th May. Seebohm Coll.
2. St. Gotthard, Switzerland. Seebohm Coll.
4. St. Gotthard. Seebohm Coll.
4. Airola, St. Gotthard, 19th June. W. Radcliffe Saunders, Esq. [P.]
2. Lenk, Bernese Alps (*Linden: Tristram Coll.*) Crowley Bequest.
1. Gemmi Pass, Bernese Alps (*Linden: Tristram Coll.*) Crowley Bequest.
2. Basses Alps, 11th June. W. Radcliffe Saunders, Esq. [P.]

**Montifringilla alpicola** (*Pall.*).

- Montifringilla alpicola*, *Sharpe, Cat. Birds B. M.* xii. p. 260 (1888); *Dresser, Man. Pal. Birds*, pt. i. p. 298 (1902); *Sharpe, Hand-l.* v. p. 238 (1909).  
*Montifringilla nivalis alpicola*, *Hartert, Vög. Pal. Faun.* pt. ii. p. 133 (1904).

Four eggs of the Caucasian Snow-Finch measure from .88 to .89 in length, and from .61 to .62 in breadth.

4. Caucasus Mountains, 19th May. W. Radcliffe Saunders, Esq. [P.]

**Montifringilla nemoricola** (*Hodys.*).

*Montifringilla nemoricola*, *Sharpe, Cat. Birds B. M.* xii. p. 268 (1888);  
*id.*, *Hand-l.* v. p. 239 (1909).

*Fringalauda nemoricola*, *Dresser, Man. Pal. Birds*, pt. i. p. 302 (1902).

*Montifringilla nemoricola nemoricola*, *Hartert, Vög. Pal. Faun.* pt. ii.  
p. 136 (1904).

Two eggs, which have been identified as those of *M. giglioli*, are probably those of Hodgson's Snow-Finch. They measure respectively .82 by .63 and .83 by .62.

2. Sin-ing, Kansu, W. China, Crowley Bequest.  
21st May.

**Montifringilla arctoa** (*Pall.*).

*Montifringilla arctoa*, *Sharpe, Cat. Birds B. M.* xii. p. 272 (1888); *id.*,  
*Hand-l.* v. p. 239 (1909).

*Leucosticte arctoa*, *Dresser, Man. Pal. Birds*, pt. i. p. 303 (1902).

*Montifringilla arctous*, *Hartert, Vög. Pal. Faun.* pt. ii. p. 138 (1904).

Two eggs of the Siberian Snow-Finch measure respectively .91 by .62 and .92 by .65.

2. Kuldja, Mongolia, 25th May. Crowley Bequest.

**Montifringilla griseinucha** (*Brandt*).

*Leucosticte griseonucha*, *Dall, P. Cal. Acad. Sci.* v. pp. 27, 273 (1873);  
*Nelson, Report Nat. Hist. Alaska*, p. 176 (1887); *Dresser, Man.*  
*Pal. Birds*, pt. i. p. 304 (1902).

*Leucosticte tephrocotis*, var. *griseinucha*, *Baird, Brewer & Ridgw.*  
*N. Amer. Birds*, i. p. 508 (1874).

*Montifringilla griseinucha*, *Sharpe, Cat. Birds B. M.* xii. p. 275 (1888);  
*id.*, *Hand-l.* v. p. 240 (1909).

*Leucosticte tephrocotis griseonucha*, *Ridgw. Birds North & Middle Amer.*  
i. p. 72 (1901).

*Montifringilla tephrocotis griseonucha*, *Hartert, Vög. Pal. Faun.* pt. ii.  
p. 140 (1904).

Eggs of the Aleutian Snow-Finch resemble those of *M. nivalis* in all respects.

4. [Alaska] (*Henshaw Coll.*). Salvin-Godman Coll.  
2. St. George's Island, Alaska, May Salvin-Godman Coll. &  
(*W. H. Dall: Smiths. Inst.*). Crowley Bequest.

Genus **RHODOSPIZA**, *Sharpe*.**Rhodospiza obsoleta** (*Licht.*).

(Plate X. fig. 3.)

*Rhodospiza obsoleta*, *Sharpe, Cat. Birds B. M.* xii. p. 282 (1888);  
*Hartert, Vög. Pal. Faun.* pt. i. p. 91 (1903); *Sharpe, Hand-l.* v.  
p. 241 (1909).

- Erythrospiza obsoleta*, *Ruddle & Walter, Ornith.*, v. p. 25 (1889).  
*Bucanetes obsoletus*, *Dresser, Man. Pal. Birds*, pt. i. p. 330 (1902);  
*id.*, *Ibis*, 1904, p. 108, pl. iii. figs. 4-6.

Five eggs of the Persian Desert-Bullfinch are of a somewhat pointed oval shape and almost devoid of gloss. They are pale blue, sparingly marked, chiefly towards the larger end, with isolated purplish-black spots and dots. They vary from .7 to .71 in length, and from .53 to .54 in breadth.

5. Meru, Syria, 29th April. W. Radcliffe Saunders, Esq.  
 [P.]

Genus **ERYTHROSPIZA**, *Bonap.*

**Erythrospiza githaginea** (*Licht.*).

- Bucanetes githagineus*, *Baudeker, Eier Eur. Vög.* tab. 76. fig. 13 (1855-63); *Loche, Expl. Sci. Algér., Ois.* i. p. 164 (1867).  
*Erythrospiza githaginea*, *Tristram, Ibis*, 1859, p. 294; *Dresser, Birds Eur.* iv. p. 85 (1875); *Sharpe, Cat. Birds B. M.* xii. p. 284 (1888) [part.]; *Nehrk. Kat. Eiersamml.* p. 108 (1899); *Dresser, Man. Pal. Birds*, pt. i. p. 329 (1902) [part.]; *Whitaker, Birds Tunis.* i. p. 220 (1905); *Jour. Eggs Europ. Birds*, p. 68, pl. 26. fig. 6 (1906); *Sharpe, Hand-l.* v. p. 242 (1909).  
*Carpodacus githagineus*, *Bree, Birds Eur.* iv. p. 13 (1875).  
*Erythrospiza githaginea githaginea*, *Hartert, Vög. Pal. Faun.* pt. i. p. 88 (1903).

Eggs of the Trumpeter Bullfinch are of a pointed oval shape and slightly glossy. They are pale blue, marked, almost entirely at the broad end, with specks of deep chocolate-brown and grey. They vary from .74 to .85 in length, and from .58 to .6 in breadth.

1. Algeria (*Loche*). Salviu-Godman Coll.  
 2. El Aghouat, Algeria (*Loche*; *Tristram Coll.*). Crowley Bequest.  
 5. Gabes, Tunis, 11th May. W. Radcliffe Saunders, Esq.  
 [P.]

**Erythrospiza amantum**, *Hartert.*

- Erythrospiza githaginea*, *Dresser, Man. Pal. Birds*, pt. i. p. 329 (1902) [part.].  
*Erythrospiza githaginea amantum*, *Hartert, Vög. Pal. Faun.* pt. i. p. 89 (1903).  
*Erythrospiza amantum*, *Sharpe, Hand-l.* v. p. 242 (1909).

Eggs of the Canarian Bullfinch are similar to those of *Rhodospiza obsoleta* and *E. githaginea*, some being marked with purplish-black, others with chocolate-brown and grey. They vary from .7 to .79 in length, and from .52 to .61 in breadth.

4. Tenerife, Canary Islands. W. Radcliffe Saunders, Esq.  
 [P.]  
 5. Fuertaventura, Canary Islands, 13th March (*R. Gomez*). W. Radcliffe Saunders, Esq.  
 [P.]

- |  |                           |
|--|---------------------------|
| 4. Fuertaventura, Canary Islands,<br>March ( <i>R. G.</i> ). | H. E. Dresser, Esq. [E.]. |
| 4. Fuertaventura, March ( <i>R. G.</i> ).                    | Crowley Bequest.          |
| 4. Fuertaventura, March ( <i>R. G.</i> ).                    | Crowley Bequest.          |
| 5. Fuertaventura, March ( <i>R. G.</i> ).                    | Crowley Bequest.          |

### *Erythrospiza mongolica* (*Swinh.*).

*Erythrospiza mongolica*, *Sharpe, Cat. Birds B. M.* xii. p. 287 (1888);  
*Hartert, Vög. Pal. Faun.* pt. i. p. 89 (1903); *Sharpe, Hand-l. v.*  
p. 242 (1909).

*Bucanetes mongolicus*, *Dresser, Man. Pal. Birds*, pt. i. p. 331 (1902).

Eggs of the Mongolian Bullfinch are similar to those of *E. amantum*. They vary from .7 to .79 in length, and from .55 to .57 in breadth.

- |  |                                      |
|--|--------------------------------------|
| 2. Mountains of Tekke, Turkestan,<br>15th May. | Crowley Bequest.                     |
| 4. Issyk-Kul, Turkestan, 2nd May.              | W. Radcliffe Saunders, Esq.<br>[P.]. |
| 5. Kobdo, Altai Mountains, 12th May.           | W. Radcliffe Saunders, Esq.<br>[P.]. |

### Genus *PETRONIA*, *Kaup*.

#### *Petronia petronia* (*Linn.*).

*Fringilla petronia*, *Thien. Fortpflanz. ges. Vög.* p. 423, tab. xxxiv. fig. 18,  
*a-c* (1845-54).

*Petronia rupestris*, *Baedeker, Eier Eur. Vög.* tab. 12. fig. 10 (1855-63).

*Petronia stulta*, *Dresser, Birds Eur.* iii. p. 607 (1877); *id., Man. Pal.*  
*Birds*, pt. i. p. 295 (1902) [part.].

*Pyrgita petronia*, *Saunders, Ibis*, 1871, p. 218.

*Passer petronia*, *Bree, Birds Eur.* 2nd ed. iv. p. 43, pl. (1875); *Rey,*  
*Eier Vög. Mitteleurop.* p. 309, pl. 42. figs. 21-24 (1900).

*Petronia petronia*, *Sharpe, Cat. Birds B. M.* xii. p. 289 (1888) [part.];  
*Jourd. Eggs Europ. Birds*, p. 88, pl. 12. figs. 21-24 (1906); *Sharpe,*  
*Hand-l. v.* p. 242 (1909).

*Petronia petronia petronia*, *Hartert, Vög. Pal. Faun.* pt. ii. p. 141 (1904).

Nine eggs of the Rock-Sparrow are of a broad oval form and slightly glossy. They are dull white or pale grey, densely streaked, blotched, and marbled with umber-brown in some cases, and with purplish-brown and lilac in others. In some specimens the markings are very evenly distributed over the shell; in others they are extremely dense at the large end, where they form a cap, and sparse elsewhere. Examples measure from .8 to .92 in length, and from .6 to .64 in breadth.

- |   |   |
|---|---|
| 5. Aranjuez, Spain, May ( <i>H. Saunders</i> ). | Seebohm Coll.                                     |
| 4. Parnassus, Greece, 28th May ( <i>H.</i>      | Seebohm Coll.<br><i>Seebohm &amp; T. Krüper</i> ) |



*Petronia puteicola, Festa.*

*Petronia stulta*, *Tristram (nec Gmel.)*, *Ibis*, 1868, p. 204.

*Petronia petronia puteicola*, *Hartert, Vög. Pal. Faun.* pt. ii. p. 144 (1904).

*Petronia puteicola*, *Sharpe, Hand-l.* v. p. 243 (1909).

Eggs of the Palestine Rock-Sparrow are of a broad oval shape and very glossy. They are dull white, densely marked all over with purplish-brown and purplish-grey. In some the markings take the form of blotches and spots, while in others they are very fine and evenly distributed over the entire shell. The eggs vary from .8 to .86 in length, and from .6 to .64 in breadth.

- |                                    |                              |
|------------------------------------|------------------------------|
| 4. Bethany, Palestine, 22nd April  | Salvin-Godman Coll.          |
| (H. B. Tristram).                  |                              |
| 5. Bethany, 22nd April (H. B. T.). | Canon Tristram [C.].         |
| 4. Bethany, 23rd April (H. B. T.). | E. Cavendish Taylor Bequest. |

*Petronia maderensis, Erlanger.*

(Plate X. fig. 4.)

*Petronia petronia madeirensis*, *Hartert, Vög. Pal. Faun.* pt. ii. p. 141 (1904).

*Petronia maderensis*, *Sharpe, Hand-l.* v. p. 243 (1909).

Eggs of the Madeira Rock-Sparrow are generally of a rather long oval shape and very glossy. They vary considerably in markings, and exactly resemble some of the commoner types of eggs laid by *Passer domesticus*. In all of them the ground-colour is white; the markings vary from a warm brown to purplish-grey, and either cover the entire shell, or are most numerous and heavy towards the larger end. The eggs range from .79 to .92 in length, and from .6 to .62 in breadth.

- |   |                             |
|---|-----------------------------|
| 5. Porto Santo Is., Madeira, 12th April | W. Radcliffe Saunders, Esq. |
| (Padre E. Schmitz).                     |                             |
| 6. Porto Santo Is., 24th April (E. S.). | W. Radcliffe Saunders, Esq. |
| [P.].                                   |                             |
| 6. Porto Santo Is., 1st June (E. S.).   | W. Radcliffe Saunders, Esq. |
| [P.].                                   |                             |
| 4. Tenerife, Canary Islands, 11th April | W. Radcliffe Saunders, Esq. |
| (R. Gomez).                             |                             |
| 4. Tenerife, March (R. G.).             | Crowley Bequest.            |

*Petronia dentata (Sundev.).*

*Petronia dentata*, *Sharpe, Cat. Birds B. M.* xii. p. 295 (1888); *Shelley, Birds Afr.* iii. p. 261 (1902); *Sharpe, Hand-l.* v. p. 244 (1909).

The only egg of the Lesser Rock-Sparrow in the Collection was laid in captivity and is, no doubt, abnormally coloured. It is of a regular oval shape and devoid of gloss. The ground-colour is pale greenish-white, heavily capped at the larger end with sooty black. It measures .72 by .53.

- |                       |                        |
|-----------------------|------------------------|
| 1. Laid in captivity. | Dr. A. G. Butler [P.]. |
|-----------------------|------------------------|

*Petronia superciliaris*, *Blyth*.

- Petronia petronella*, *Sharpe, Cat. Birds B. M.* xii. p. 297 (1888); *Stark, Fauna S. Afr., Birds*, i. p. 157 (1900).  
*Petronia flavigula*, *Shelley, Birds Afr.* iii. p. 265 (1902).  
*Petronia superciliaris*, *Reichenow, Vög. Afr.* iii. p. 244 (1904); *Sharpe, Hand-l.* v. p. 244 (1909).

An egg believed to be that of the Southern Rock-Sparrow is of a regular oval shape and very glossy. It has the ground-colour yellowish-white, heavily blotched and clouded all over with umber-brown, and measures .82 by .58.

1. South Africa.

Crowley Bequest.

Genus *GYMNORHIS*, *Blyth*.

*Gymnorhis flavicollis* (*Frankl.*).

- Passer flavicollis*, *Legge, Birds Ceylon*, p. 605 (1879); *Sharpe, Ibis*, 1891, p. 105.  
*Petronia flavicollis*, *Sharpe, Cat. Birds B. M.* xii. p. 293 (1888) [part.]; *Dresser, Man. Pal. Birds*, pt. i. p. 297 (1902) [part.].  
*Gymnorhis flavicollis*, *Oates, Fauna Brit. Ind., Birds*, ii. p. 235 (1890); *id., ed. Hume, Nests & Eggs Ind. Birds*, ii. p. 157 (1890); *Sharpe, Hand-l.* v. p. 244 (1909).  
*Gymnorhis flavicollis flavicollis*, *Hartert, Vög. Pal. Faun.* pt. ii. p. 145 (1904).

The eggs of the Yellow-throated Sparrow vary in shape from a broad to a narrow oval and are moderately glossy. They are greenish-white, marked with streaks and blotches of dark umber-brown, chocolate-brown, purplish-grey, and dull lilac. In some eggs the markings are so dense as to entirely conceal the ground-colour, in others but little of this latter is visible, and in others again the markings are comparatively sparse and well defined, leaving about half the ground-colour visible. Numerous specimens measure from .66 to .8 in length, and from .5 to .58 in breadth.

- |   |                  |
|---|------------------|
| 1. India.   | Hume Coll.       |
| 2. Hissar, Punjab.  | Hume Coll.       |
| 1. Hansi, Punjab, 15th April.   | Hume Coll.       |
| 2. Bareilly, N.W. Prov., 12th May.                                    | Hume Coll.       |
| 1. Bareilly, 16th May.  | Hume Coll.       |
| 1. Bareilly, 17th May.  | Hume Coll.       |
| 1. Etawah, N.W. Prov., 11th April.                                    | Hume Coll.       |
| 1. Etawah, 15th April ( <i>W.E. Brooks: Tristram Coll.</i> ).         | Crowley Bequest. |
| 19. Raipur, Central Provs.  | Hume Coll.       |
| 1. Manbhum, Bengal ( <i>R. C. Beavan: Tristram Coll.</i> ).           | Crowley Bequest. |
| 2. Berachalee, Bengal, 5th April ( <i>R. C. B.: Tristram Coll.</i> ). | Crowley Bequest. |

*Gymnorhis transfuga*, *Hartert*.

(Plate X. figs. 5-7.)

*Gymnorhis flavicollis transfuga*, *Hartert*, *Vög. Pal. Faun.* pt. ii. p. 145 (1904).*Gymnorhis transfuga*, *Sharpe*, *Hand-l.* v. p. 244 (1909).

Two clutches of eggs of the Persian Yellow-throated Sparrow resemble those of *G. flavicollis* of the paler and darker types. Three eggs from the Persian Gulf are remarkably different from the above: in these the ground is cream-colour, thickly mottled with minute specks and streaks of pale rufous. They measure from .68 to .76 in length, and from .50 to .52 in breadth.

- |     |                    |                           |
|-----|--------------------|---------------------------|
| 13. | Fao, Persian Gulf. | W. D. Cumming, Esq. [P.]. |
| 3.  | Fao, Persian Gulf. | W. D. Cumming, Esq. [P.]. |

Genus **CARPOSPIZA**, *Müller*.*Carospiza brachydactyla* (*Bonap.*).

(Plate X. fig. 8.)

*Petronia brachydactyla*, *Tristram*, *P. Z. S.* 1864, p. 447; *Sharpe*, *Cat. Birds B. M.* xii. p. 292 (1888); *Dresser*, *Man. Pal. Birds*, pt. i. p. 296 (1902).*Carospiza brachydactyla*, *Hartert*, *Vög. Pal. Faun.* pt. ii. p. 145 (1904); *Sharpe*, *Hand-l.* v. p. 245 (1909).

Three eggs of the Desert Rock-Sparrow are of a rather pointed oval shape and somewhat glossy. They are white, with a few small scattered spots and dots of purplish-black or purplish-chocolate. They measure from .75 to .78 in length, and from .52 to .57 in breadth.

- |    |  |                  |
|----|--|------------------|
| 1. | Plains of Sahra, Syria, 7th June               | Crowley Bequest. |
|    | ( <i>H. B. Tristram</i> ).                     |                  |
| 2. | Plains of Sahra, 14th June ( <i>H. B. T.</i> ) | Crowley Bequest. |

Genus **PASSER**, *Briss.**Passer montanus* (*Linn.*).*Fringilla montana*, *Thien. Fortpflanz. ges. Vög.* p. 426, tab. xxxiv. fig. 13, *a-d* (1845-54).

*Passer montanus*, *Baedeker, Eier Eur. Vög.* tab. 12. fig. 6 (1855-63); *Hewitson, Eggs of Brit. Birds*, i. p. 207, pl. liii. figs. i & ii (1856); *Swinhoe, Ibis*, 1860, p. 61; *Dresser, Birds Eur.* iii. p. 597 (1875); *Seebohm & Harvie-Brown, Ibis*, 1876, p. 114; *Seebohm, Brit. Birds*, ii. p. 69, pl. 13 (1884); *Sharpe, Cat. Birds B. M.* xii. p. 301 (1888) [part.]; *Oates ed. Hume, Nests & Eggs Ind. Birds*, ii. p. 162 (1890) [part.]; *La Touche, Ibis*, 1892, p. 427; *Seebohm, Eggs of Brit. Birds*, p. 238, pl. 56. figs. 14 & 15 (1896); *Rey, Eier Vög.*

*Mittleurop.* p. 307, pl. 42. figs. 11-20 (1900): *Dresser, Man. Pal. Birds*, pt. i. p. 293 (1902) [part.]: *Jour. Eggs Europ. Birds*, p. 94, pl. 12. figs. 11-20 (1904): *Sharpe, Hand-l. v.* p. 245 (1909).  
*Passer montana montana*, *Hartert, Vög. Pal. Faun.* pt. ii. p. 160 (1904).

The eggs of the Tree-Sparrow vary in shape from a pointed to a blunt oval and have a moderate amount of gloss. The ground-colour is white, greyish-white or pale bluish-white, speckled and spotted, blotched, smeared or streaked, in some eggs sparingly but in the majority densely, with varying shades of brown and violet-grey. These markings are generally densest and darkest at the broad end, where they often form a cap or broad zone. In this, as in other Sparrows' eggs, a clutch seldom consists entirely of eggs quite of one type, one specimen generally differing markedly from the others in the distribution and density of the markings. The eggs taken by Swinhoe in Amoy are extremely varied in colour, the most remarkable type being a white egg with a dense rufous cap at the broad end.

Eggs of the Tree-Sparrow measure from .7 to .86 in length, and from .48 to .6 in breadth.

- |    |  |                                   |
|----|--|-----------------------------------|
| 5  | St. Kilda, Outer Hebrides, 7th June ( <i>J. S. E.</i> ). | J. Steele Elliott, Esq. [P.].     |
| 4. | Cluny, Inverness-shire.                                  | Seebohm Coll.                     |
| 5. | England.   | Old Collection.                   |
| 4. | Wilstrop, Yorkshire, May.                                | Seebohm Coll.                     |
| 4. | Wilstrop, 22nd May.                                      | Seebohm Coll.                     |
| 3. | Cheshire ( <i>F. Nicholson: Hargitt Coll.</i> ).         | Seebohm Coll.                     |
| 4. | Crewe, Cheshire.   | Crowley Bequest.                  |
| 4. | Dogsthorpe, Peterborough, 4th July ( <i>C. Beech</i> ).  | W. Radcliffe Saunders, Esq. [P.]. |
| 4. | Cambridgeshire.  | F. Bond, Esq. [P.].               |
| 6. | Cambridgeshire.  | F. Bond, Esq. [P.].               |
| 5. | Cambridgeshire.  | F. Bond, Esq. [P.].               |
| 4. | Cambridgeshire ( <i>F. Bond</i> ).                       | Crowley Bequest.                  |
| 4. | Cambridge.   | Salvin-Godman Coll.               |
| 5. | Waterbeach, Cambridge, 9th May ( <i>O. S.</i> ).         | Salvin-Godman Coll.               |
| 5. | Welney, Cambridge, 21st May ( <i>W. Farren</i> ).        | Salvin-Godman Coll.               |
| 5. | Upware, Cambridge, 13th May ( <i>O. S.</i> ).            | Salvin-Godman Coll.               |
| 4. | Harrow, Middlesex, 11th June ( <i>H. T. Booth</i> ).     | W. Radcliffe Saunders, Esq. [P.]. |
| 5. | Graveney, Faversham, Kent, 29th May ( <i>H. T. B.</i> ). | W. Radcliffe Saunders, Esq. [P.]. |
| 4. | Clay, Hythe, Kent, 16th May ( <i>O. S.</i> ).            | Salvin-Godman Coll.               |
| 4. | Vosges, France ( <i>Mougel: Hargitt Coll.</i> ).         | Seebohm Coll.                     |
| 3. | Elbeuf, Normandy ( <i>Noury: Hargitt Coll.</i> ).        | Seebohm Coll.                     |
| 4. | Elbeuf ( <i>Noury: Hargitt Coll.</i> ).                  | Seebohm Coll.                     |
| 5. | Valkenswaard, Holland, 12th May ( <i>H. S.</i> ).        | Seebohm Coll.                     |

- |   |                                     |
|---|-------------------------------------|
| 5. Valkenswaard, 12th May ( <i>H. S.</i> ).   | Seebohm Coll.                       |
| 5. Valkenswaard, 26th May ( <i>H. S.</i> ).   | Seebohm Coll.                       |
| 5. Valkenswaard, 28th May ( <i>H. S.</i> ).   | Seebohm Coll.                       |
| 5. Valkenswaard, 24th June ( <i>H. S.</i> ).  | Seebohm Coll.                       |
| 6. Berlin ( <i>T. Holland</i> ).  | Seebohm Coll.                       |
| 5. Sziget Csép, Hungary, 28th April<br>( <i>F. A. Cerwa</i> ).                              | W. Radcliffe Saunders, Esq.<br>[P.] |
| 6. Sziget Csép, 16th May ( <i>F. A. C.</i> ).   | W. Radcliffe Saunders, Esq.<br>[P.] |
| 6. Sziget Csép, 31st May ( <i>W. R. S.</i> ).   | W. Radcliffe Saunders, Esq.<br>[P.] |
| 5. Sziget Csép, 12th June ( <i>F. A. C.</i> ).  | W. Radcliffe Saunders, Esq.<br>[P.] |
| 5. Sziget Csép, 14th June ( <i>F. A. C.</i> ).  | W. Radcliffe Saunders, Esq.<br>[P.] |
| 5. Petchora River, 66° N. Lat.,<br>2nd June ( <i>H. Seebohm &amp; J. A. Harvie-Brown</i> ). | Seebohm Coll.                       |
| 4. Petchora River, 66° N. Lat.,<br>2nd June ( <i>H. S. &amp; J. A. H.-B.</i> ).             | Seebohm Coll.                       |
| 4. Lebong, Sikkim.  | Hume Coll.                          |
| 4. Mongphoo, Sikkim ( <i>J. Gammie</i> ).   | Hume Coll.                          |
| 36. Amoy, China ( <i>R. Swinhoe</i> ).  | Seebohm Coll.                       |
| 3. Foochow, China.  | C. B. Rickett, Esq. [P.]            |
| 1. Foochow, April.  | C. B. Rickett, Esq. [P.]            |
| 3. Foochow, 14th April.   | C. B. Rickett, Esq. [P.]            |
| 3. Foochow, 10th May.   | C. B. Rickett, Esq. [P.]            |
| 4. Foochow, 4th June.   | C. B. Rickett, Esq. [P.]            |
| 4. Foochow, 6th July.   | C. B. Rickett, Esq. [P.]            |
| 6. Fujiyama, Hondo, Japan, 1st July.  | W. Radcliffe Saunders, Esq.<br>[P.] |

*Passer malaccensis*, *Dubois*.

*Passer montana malaccensis*, *Hartert*, *Vög. Pal. Faun.* pt. ii. p. 161 (1904).

*Passer malaccensis*, *Sharpe*, *Hand-l.* v. p. 246 (1909).

Eggs of the Malayan Tree-Sparrow are indistinguishable from those of *P. montanus*, but are on the whole a trifle smaller. They measure from .68 to .78 in length, and from .51 to .54 in breadth.

- |   |             |
|---|-------------|
| 2. Pegu, Burma, 23rd Nov. ( <i>E. W. Oates</i> ).           | Oates Coll. |
| 2. Moulmein, Tenasserim, 12th May<br>( <i>W. Davison</i> ). | Hume Coll.  |
| 2. Moulmein, 12th May ( <i>W. D.</i> ).                     | Hume Coll.  |
| 3. Moulmein, 12th May ( <i>W. D.</i> ).                     | Hume Coll.  |
| 4. Moulmein, 12th May ( <i>W. D.</i> ).                     | Hume Coll.  |
| 5. Klang, Malay Peninsula, 29th May<br>( <i>W. D.</i> ).    | Hume Coll.  |

*Passer domesticus* (*Linn.*).

*Fringilla domestica*, *Thien. Fortpflanz. ges. Vög.* p. 424, tab. xxxiv. fig. 15, a-e (1845-54).

*Passer domesticus*, *Baedeker, Eier Eur. Vög.* tab. 12. fig. 7 (1855-63); *Saunders, Ibis*, 1871, p. 218; *Dresser, Birds Eur.* iii. p. 587 (1876);

*Seebohm, Brit. Birds*, ii. p. 63, pl. 13 (1884); *Sharpe, Cat. Birds B. M.* xii. p. 307 (1888) [part.]; *id., Ibis*, 1891, p. 105; *Seebohm, Eggs of Brit. Birds*, p. 238, pl. 56. figs. 10, 11, & 12 (1896); *Rey, Eier Vög. Mitteleurop.* p. 302, pl. 42. figs. 1-10 (1900); *Jourd. Eggs Europ. Birds*, p. 90, pl. 12. figs. 1-10 (1906); *Sharpe, Hand-l.* v. p. 246 (1909).

*Passer domestica domestica, Hartert, Vög. Pal. Faun.* pt. ii. p. 147 (1904).

The eggs of the House-Sparrow differ from those of the Tree-Sparrow in being larger in size and in having the markings, as a rule, more distinct and less dense. The markings are most commonly spots, specks, and blotches pretty sharply defined, and in many specimens quite half of the ground-colour is clearly visible. The disposition, shape, and varying shades of brown of the markings are, however, endless, and it is seldom that eggs even of the same clutch closely resemble each other, one or two being generally of a different type to the others. Numerous specimens measure from .68 to 1.0 in length, and from .56 to .65 in breadth.

- |  |                                     |
|--|-------------------------------------|
| 5. Stanwix, Carlisle, Cumberland,<br>1st June.                             | W. Radcliffe Saunders, Esq.<br>[P.] |
| 4. Wilstrop, Yorkshire ( <i>Hargitt<br/>Coll.</i> ).                       | Seebohm Coll.                       |
| 5. Wilstrop ( <i>Hargitt Coll.</i> ).                                      | Seebohm Coll.                       |
| 9. Wilstrop, May ( <i>Hargitt Coll.</i> ).                                 | Seebohm Coll.                       |
| 6. Robin Hood Bay, Yorkshire,<br>15th July.                                | W. Radcliffe Saunders, Esq.<br>[P.] |
| 6. Edwinstowe, Notts, June ( <i>H.<br/>Seebohm</i> ).                      | Seebohm Coll.                       |
| 5. Norfolk, 26th May ( <i>F. Norgate</i> ).                                | Seebohm Coll.                       |
| 5. Norfolk, 26th May ( <i>F. N.</i> ).                                     | Seebohm Coll.                       |
| 5. Norfolk, 16th June ( <i>F. N.</i> ).                                    | Seebohm Coll.                       |
| 4. Southery Manor, near Downham,<br>Norfolk, 20th May ( <i>W. R. S.</i> ). | W. Radcliffe Saunders, Esq.<br>[P.] |
| 6. Cambridgeshire.   | F. Bond, Esq. [P.]                  |
| 5. Suffolk, June.  | Dr. A. Günther [P.]                 |
| 18. Finchley, Middlesex ( <i>O. S.</i> ).                                  | Salvin-Godman Coll.                 |
| 7. Weybridge, Surrey, 24th June.   | W. Radcliffe Saunders, Esq.<br>[P.] |
| 3. Blackheath, Kent.   | E. Jukes, Esq. [P.]                 |
| 3. Bentley, Hants, 14th May ( <i>Hargitt<br/>Coll.</i> ).                  | Seebohm Coll.                       |
| 4. Bentley, 14th May ( <i>Hargitt<br/>Coll.</i> ).                         | Seebohm Coll.                       |
| 4. Bentley, 14th May ( <i>Hargitt<br/>Coll.</i> ).                         | Seebohm Coll.                       |
| 4. Bentley, 14th May ( <i>Hargitt<br/>Coll.</i> ).                         | Seebohm Coll.                       |
| 2. Alton, Hants.   | Crowley Bequest.                    |
| 4. Rockfield, Monmouthshire, June.   | W. Radcliffe Saunders, Esq.<br>[P.] |
| 5. Longburgh, Gloucestershire, 2nd<br>June.                                | W. Radcliffe Saunders, Esq.<br>[P.] |
| 7. Longburgh, 7th June.  | W. Radcliffe Saunders, Esq.<br>[P.] |

- |   |                                     |
|---|-------------------------------------|
| 5. Longburgh, 7th June.   | W. Radcliffe Saunders, Esq.<br>[P.] |
| 6. Devonshire, June ( <i>W. R. S.</i> )   | W. Radcliffe Saunders, Esq.<br>[P.] |
| 5. Torquay, Devonshire, 5th May<br>( <i>W. R. S.</i> )                          | W. Radcliffe Saunders, Esq.<br>[P.] |
| 3. Smyrna, 26th May ( <i>T. Krüper</i> ).                                       | Seebohm Coll.                       |
| 3. Pomerania ( <i>T. Holland</i> ).   | Seebohm Coll.                       |
| 2. Malta.   | Gould Coll.                         |
| 5. Parnassus, Greece, 16th May ( <i>H.</i><br><i>Seebohm &amp; T. Krüper</i> ). | Seebohm Coll.                       |
| 6. Parnassus, 16th May ( <i>H. S. &amp;</i><br><i>T. K.</i> ).                  | Seebohm Coll.                       |
| 5. Parnassus, 16th May ( <i>H. S. &amp;</i><br><i>T. K.</i> ).                  | Seebohm Coll.                       |
| 2. Plainfield, New Jersey, U.S.A.,<br>13th April ( <i>W. E. D. Scott</i> ).     | Princeton University, N. J.<br>[E.] |
| 3. Plainfield, 9th April ( <i>W. E.</i><br><i>D. S.</i> ).                      | Princeton University, N. J.<br>[E.] |

**Passer tingitanus, Loche.**

*Passer tingitanus*, *Loche, Expl. Sci. Algér., Ois.* i. p. 132 (1867); *Sharpe, Hand-l.* v. p. 246 (1909).

*Passer domestica tingitanus*, *Hartert, Vög. Pal. Faun.* pt. ii. p. 149 (1904).

Eggs of the Algerian Sparrow are indistinguishable from those of *P. domesticus*. They vary from .8 to .85 in length, and from .59 to .61 in breadth.

- |                              |               |
|------------------------------|---------------|
| 5. Algeria ( <i>Loche</i> ). | Seebohm Coll. |
| 5. Algeria ( <i>Loche</i> ). | Seebohm Coll. |

**Passer rufidorsalis, Brehm.**

*Passer domestica arboreus*, *Hartert, Vög. Pal. Faun.* pt. ii. p. 150 (1904).

*Passer rufidorsalis*, *Sharpe, Hand-l.* v. p. 246 (1909).

Eggs of the Nile Sparrow resemble those of *P. domesticus*, but are somewhat smaller. They vary from .78 to .88 in length, and from .55 to .62 in breadth,

- |                                       |             |
|---------------------------------------|-------------|
| 4. Nile ( <i>S. Stafford Allen</i> ). | Gould Coll. |
| 4. Nile ( <i>S. S. A.</i> ).          | Gould Coll. |
| 4. Nile ( <i>S. S. A.</i> ).          | Gould Coll. |

**Passer indicus, Jard. & Selb.**

*Passer domesticus*, *Sharpe, Cat. Birds B. M.* xii. p. 307 (1888) [part.];  
*Oates ed. Hume, Nests & Eggs Ind. Birds*, ii. p. 159 (1890).

*Passer domestica indicus*, *Hartert, Vög. Pal. Faun.* pt. ii. p. 151 (1904).

*Passer indicus*, *Wardlaw-Ramsay, Ibis*, 1880, p. 63; *Sharpe, Hand-l.* v. p. 247 (1909).

Eggs of the Indian Sparrow resemble those of *P. domesticus*, but are generally somewhat smaller. They vary from .68 to .8 in length, and from .52 to .58 in breadth.

- |   |   |
|---|---|
| 4. Jask, Gulf of Oman, 23rd March.  | S. Butcher, Esq. [P.].                    |
| 8. Fao, Persian Gulf.   | W. D. Cumming, Esq. [P.].                 |
| 2. Hariab Valley, Afghanistan,<br>16th June ( <i>R. G. Wardlaw-<br/>Ramsay</i> ). | Seebohm Coll.                             |
| 3. Kotgarh, Himalaya, 27th May.   | Hume Coll.                                |
| 1. Kotgarh, July.   | Hume Coll.                                |
| 6. Sind ( <i>J. H. Gould</i> ).   | Gould Coll.                               |
| 30. North-West India.   | Hume Coll.                                |
| 8. Jodhpur, Rajputana, 4th April.   | Hume Coll.                                |
| 3. Delhi, Punjab, 26th May ( <i>C. T.<br/>Bingham</i> ).                          | Hume Coll.                                |
| 4. Delhi, 27th June ( <i>C. T. B.</i> ).  | Hume Coll.                                |
| 2. Etawah, N.W. Provs.  | Hume Coll.                                |
| 1. Etawah, 30th March.  | Hume Coll.                                |
| 2. Etawah, 12th April.  | Hume Coll.                                |
| 3. Aligarh, N.W. Provs., Aug.   | Hume Coll.                                |
| 26. Hoshungabad, C. Provs. ( <i>E. C.<br/>Nunn</i> ).                             | Hume Coll.                                |
| 1. Barrackpur, Bengal, 17th May<br>( <i>R. C. Beavan</i> ).                       | Salvin-Godman Coll.                       |
| 3. Berachalee, Bengal, 29th March<br>( <i>R. C. B.: Tristram Coll.</i> ).         | Crowley Bequest.                          |
| 9. Nilghiri Hills.  | Hume Coll.                                |
| 3. Nilghiri Hills ( <i>Tristram Coll.</i> ).                                      | Crowley Bequest.                          |
| 3. Ootacamund, Nilghiris, 20th<br>May.  | Hume Coll.                                |
| 2. Ceylon ( <i>E. L. Layard</i> ).  | Salvin-Godman Coll. &<br>Crowley Bequest. |
| 4. Pegu, Burma, 25th Feb. ( <i>E. W.<br/>Oates</i> ).                             | Hume Coll.                                |
| 3. Pegu, Oct. & Nov. ( <i>E. W. O.</i> ).   | Oates Coll.                               |

### *Passer pyrrhonotus*, Blyth.

*Passer pyrrhonotus*, Sharpe, *Cat. Birds B. M.* xii. p. 316 (1888); *Oates, Fauna Brit. Ind., Birds*, ii. p. 238 (1890); *id., ed. Hume, Nests & Eggs Ind. Birds*, ii. p. 162 (1890); *Sharpe, Hand-l.* v. p. 247 (1909).  
*Passer domestica pyrrhonotus*, Hartert, *Vög. Pal. Faun.* pt. ii. p. 151 (1904).

The eggs of the Rufous-backed Sparrow are inseparable from those of the Tree-Sparrow. Of three specimens in the Collection, two are densely streaked and mottled, leaving little of the ground-colour visible. A third example is blotched and clouded with brown and grey on a whitish ground, fully one-half of which is exposed to view. They measure respectively: .7 by .5; .69 by .51; .67 by .52.

- |  |            |
|--|------------|
| 3. Eastern Narra, Sind, 4th April<br>( <i>S. Doig</i> ). | Hume Coll. |
|--|------------|



*Passer italicæ* (Vieill.).

- Passer italicæ*, *Baedeker, Eier Eur. Vög.* tab. 12. fig. 8 (1855-63); *Dresser, Birds Eur.* iii. p. 585 (1876); *Whitehead, Ibis*, 1885, p. 39; *Sharpe, Cat. Birds B. M.* xii. p. 315 (1888); *Dresser, Man. Pal. Birds.* pt. i. p. 290 (1902); *Hartert, Vög. Pal. Faun.* pt. ii. p. 152 (1904); *Jourd. Eggs Europ. Birds*, p. 92, pl. 26. fig. 9 (1906); *Sharpe, Hand-l.* v. p. 247 (1909).
- Passer domesticus cisalpinus*, *Bree, Birds Eur.* 2nd ed. iv. p. 49, pl. (1875).

The eggs of the Italian Sparrow do not appear to differ from those of *P. domesticus*. They measure from .8 to .9 in length, and from .58 to .62 in breadth.

- |  |                                      |
|--|--------------------------------------|
| 5. Corsica.                                    | J. Whitehead, Esq. [C.].             |
| 4. Italy, 21st April.                          | W. Radcliffe Saunders, Esq.<br>[P.]. |
| 4. Ticino, N. Italy, 20th May<br>(T. Holland). | Seebohm Coll.                        |
| 5. Milan, Italy, 15th May (Count<br>Turati).   | Seebohm Coll.                        |
| 4. Palermo, N. Sicily, 16th April.             | W. Radcliffe Saunders, Esq.<br>[P.]. |
| 4. Sferra Cavallo, Corsica, 14th April.        | W. Radcliffe Saunders, Esq.<br>[P.]. |

*Passer hispaniolensis* (Temm.).

- Fringilla salicaria*, *Thien. Fortpflanz. ges. Vög.* p. 426 (1845-54).
- Fringilla hispaniolensis*, *Thien. tom. cit.* tab. xxxiv. fig. 14, a-c.
- Passer salicicola*, *Baedeker, Eier Eur. Vög.* tab. 12. fig. 9 (1855-63); *Salvin, Ibis*, 1859, p. 314; *Saunders, Ibis*, 1871, p. 218.
- Passer salicarius*, *Bree, Birds Eur.* 2nd ed. iv. p. 52, pl. (1875).
- Passer hispaniolensis*, *Dresser, Birds Eur.* iii. p. 593 (1876); *Reid, Ibis*, 1887, p. 434; *Sharpe, Cat. Birds B. M.* xii. p. 317 (1888); *Dresser, Man. Pal. Birds.* pt. i. p. 291 (1902); *Whitaker, Birds Tunis.* i. p. 205 (1905); *Jourd. Eggs Europ. Birds*, p. 92, pl. 26. fig. 10 (1906); *Sharpe, Hand-l.* v. p. 248 (1909).
- Passer hispaniolensis hispaniolensis*, *Hartert, Vög. Pal. Faun.* pt. ii. p. 156 (1904).
- Passer hispaniolensis flückigeri*, *Kleinschm.*: *Hartert, t. c.* p. 158 (1904).
- Passer flückigeri*, *Sharpe, Hand-l.* v. p. 248 (1909).

The eggs of the Spanish Sparrow are very uniform, and agree closely with some of the eggs of the House-Sparrow. The ground-colour is bluish- or greyish-white; and the markings, which are very distinct and well-defined, consist of spots and small blotches of dark brown and underlying lavender-grey distributed over the entire shell, but more thickly on the larger half of the egg than elsewhere. They measure from .8 to 1.0 in length, and from .58 to .66 in breadth.

- |                                     |                                      |
|-------------------------------------|--------------------------------------|
| 6. South Spain, 7th May.            | W. Radcliffe Saunders, Esq.<br>[P.]. |
| 5. Andaluçia, S. Spain, 10th April. | W. Radcliffe Saunders, Esq.<br>[P.]. |

- |     |   |                            |
|-----|---|----------------------------|
| 2.  | Seville, S. Spain, 30th April ( <i>H. Saunders</i> ). | Seebohm Coll.              |
| 5.  | Seville, 6th May ( <i>H. S.</i> ).                    | Seebohm Coll.              |
| 5.  | Coria, Spain, 18th May ( <i>H. S.</i> ).              | Seebohm Coll.              |
| 3.  | Nymphia, Greece, 7th June.                            | Seebohm Coll.              |
| 5.  | Smyrna, Asia Minor, 23rd May ( <i>T. Krüper</i> ).    | Seebohm Coll.              |
| 6.  | Canary Islands.                                       | Capt. Savile G. Reid [P.]. |
| 5.  | Algeria ( <i>Loche</i> ).                             | Seebohm Coll.              |
| 2.  | Zana, Algeria, June ( <i>O. Salvin</i> ).             | Salvin-Godman Coll.        |
| 1.  | Zana, 16th June ( <i>H. B. Tristram</i> ).            | Crowley Bequest.           |
| 12. | Chemora, Algeria, May ( <i>O. S.</i> ).               | Salvin-Godman Coll.        |
| 6.  | Chemora, 23rd May ( <i>H. B. T.</i> ).                | Crowley Bequest.           |

### Passer transcaspicus, *Tschusi*.

- Passer salicarius*, *Tristram*, *P. Z. S.* 1864, p. 446; *Witherby*, *Ibis*, 1903, p. 523.  
*Passer hispaniolensis transcaspicus*, *Hartert*, *Vög. Pal. Faun.* pt. ii. p. 157 (1904).  
*Passer transcaspicus*, *Sharpe*, *Hand-l.* v. p. 248 (1909).

Eggs of the Transcaspian Sparrow are similar to those of *P. hispaniolensis*. They measure from .79 to .88 in length, and from .6 to .65 in breadth.

- |    |   |                            |
|----|---|----------------------------|
| 4. | Bethany, Palestine, 22nd April ( <i>H. B. Tristram</i> ). | Crowley Bequest.           |
| 2. | Bethany, 22nd April ( <i>H. B. T.</i> ).                  | Crowley Bequest.           |
| 2. | Bethany, 23rd April ( <i>H. B. T.</i> ).                  | Crowley Bequest.           |
| 2. | Nudan, S.W. Persia, 17th April.                           | H. F. Witherby, Esq. [P.]. |

### Passer debilis, *Hartert*.

- Passer cinnamomea*, *Sharpe*, *Cat. Birds B. M.* xii. p. 325 (1888) [part.]; *Oates*, *Fauna Brit. Ind., Birds*, ii. p. 240 (1890) [part.]; *id.*, *ed. Hume*, *Nests & Eggs Ind. Birds*, ii. p. 164 (1890).  
*Passer rutilans debilis*, *Hartert*, *Vög. Pal. Faun.* pt. ii. p. 162 (1904).  
*Passer debilis*, *Sharpe*, *Hand-l.* v. p. 249 (1909).

Eggs of the Cinnamon Tree-Sparrow pass through the same variations as those of *P. montanus*, and cannot be separated from them. They measure from .7 to .9 in length, and from .54 to .63 in breadth.

- |     |   |                  |
|-----|---|------------------|
| 1.  | Murree, Himalaya, 12th June.            | Crowley Bequest. |
| 4.  | Simla, Himalaya ( <i>A. O. Hume</i> ).  | Hume Coll.       |
| 6.  | Kotgarh, Himalaya ( <i>A. O. H.</i> ).  | Hume Coll.       |
| 3.  | Kotgarh, 15th May ( <i>A. O. H.</i> ).  | Hume Coll.       |
| 2.  | Kotgarh, 17th May ( <i>A. O. H.</i> ).  | Hume Coll.       |
| 3.  | Kotgarh, 5th June ( <i>A. O. H.</i> ).  | Hume Coll.       |
| 3.  | Kotgarh, 6th June ( <i>A. O. H.</i> ).  | Hume Coll.       |
| 2.  | Kotgarh, 8th June ( <i>A. O. H.</i> ).  | Hume Coll.       |
| 12. | Kotgarh, 21st June ( <i>A. O. H.</i> ). | Hume Coll.       |
| 6.  | Kotgarh, 22nd June ( <i>A. O. H.</i> ). | Hume Coll.       |
| 1.  | Kotgarh, 27th June ( <i>A. O. H.</i> ). | Hume Coll.       |

**Passer rutilans**, Temm.

*Passer rutilans*, Sharpe, *Cat. Birds B. M.* xii. p. 329 (1888); *Nehrk. Kat. Eiersamml.* p. 109 (1899); *La Touche, Ibis*, 1900, p. 35; *La Touche & Rickett, Ibis*, 1905, p. 45; *Sharpe, Hand-l.* v. p. 249 (1909).

*Passer rutilans rutilans*, Hartert, *Vög. Pal. Faun.* pt. ii. p. 161 (1904).

One egg of the Russet Sparrow is of a narrow blunt oval form and almost devoid of gloss. It is greyish-white, blotched and spotted with brown and ashy-grey. The other example has a yellowish-white ground-colour densely clouded all over with chocolate-brown. They measure respectively .73 by .52 and .73 by .54.

- |  |                           |
|--|---------------------------|
| 1. Kuatun, Fohkien, China, May.                                  | C. B. Rickett, Esq. [P.]. |
| 1. Amoy, China ( <i>R. Swinhoe</i> ;<br><i>Tristram Coll.</i> ). | Crowley Bequest.          |

**Passer melanurus** (*P. L. S. Müll.*).

*Fringilla arcuata*, Thien, *Fortpflanz. ges. Vög.* p. 426, tab. xxxiv. fig. 16, a-c (1845-54).

*Passer arcuatus*, Sharpe, ed. Layard, *Birds S. Africa*, p. 478 (1876-84); *id.*, *Cat. Birds B. M.* xii. p. 333 (1888) [part.]; *Nehrk. Kat. Eiersamml.* p. 109 (1899); Stark, *Fauna S. Afr.*, *Birds*, i. p. 160 (1900); Haagner, *Ibis*, 1901, p. 15; Shelley, *Birds Afr.* iii. p. 248 (1902).

*Passer melanurus*, Reichenow, *Vög. Afr.* iii. p. 233 (1904); *Sharpe, Hand-l.* v. p. 249 (1909).

The eggs of the Cape Sparrow are as varied as those of *P. domesticus*, and cannot be separated from them. They measure from .68 to .88 in length, and from .52 to .6 in breadth.

- |   |                                      |
|---|--------------------------------------|
| 7. South Africa.  | W. Radcliffe Saunders, Esq.<br>[P.]. |
| 2. South Africa.  | Gould Coll.                          |
| 3. South Africa.  | Gould Coll.                          |
| 1. South Africa.  | Gould Coll.                          |
| 5. South Africa.  | E. L. Layard, Esq. [P.].             |
| 3. South Africa.  | E. L. Layard, Esq. [P.].             |
| 1. Cape Colony ( <i>E. L. Layard</i> ).                       | Salvin-Godman Coll.                  |
| 2. Cape Colony ( <i>E. L. Layard: Tristram Coll.</i> ).       | Crowley Bequest.                     |
| 4. Cape Colony ( <i>E. L. Layard: Tristram Coll.</i> ).       | Crowley Bequest.                     |
| 2. Deelfontein, Cape Colony, 31st Oct. ( <i>E. Scimund</i> ). | Col. A. T. Sloggett [P.].            |
| 4. Deelfontein, 31st Oct. ( <i>E. S.</i> ).                   | Col. A. T. Sloggett [P.].            |
| 3. Deelfontein, 31st Oct. ( <i>E. S.</i> ).                   | Col. A. T. Sloggett [P.].            |
| 4. Deelfontein, 31st Oct. ( <i>E. S.</i> ).                   | Col. A. T. Sloggett [P.].            |
| 4. Deelfontein, 31st Oct. ( <i>E. S.</i> ).                   | Col. A. T. Sloggett [P.].            |
| 2. Deelfontein, 31st Oct. ( <i>E. S.</i> ).                   | Col. A. T. Sloggett [P.].            |
| 6. Deelfontein, 10th Nov. ( <i>E. S.</i> ).                   | Col. A. T. Sloggett [P.].            |
| 2. Deelfontein, 20th Nov. ( <i>E. S.</i> ).                   | Col. A. T. Sloggett [P.].            |
| 3. Deelfontein, 20th Nov. ( <i>E. S.</i> ).                   | Col. A. T. Sloggett [P.].            |

- |  |                             |
|--|-----------------------------|
| 2. Deelfontein, 31st Dec. (E. S.).                               | Col. A. T. Sloggett [P.].   |
| 3. Transvaal, 27th Sept.   | Dr. R. Bowdler Sharpe [P.]. |
| 8. Potchefstroom, Transvaal, Oct.<br>(T. Ayres: Tristram Coll.). | Crowley Bequest.            |
| 2. 14 Streams, Vaal River, Transvaal, Nov.                       | R. B. Woosnam, Esq. [C.].   |
| 2. 14 Streams, Nov.  | R. B. Woosnam, Esq. [C.].   |

**Passer moabiticus, Tristram.**

- Passer moabiticus, Sharpe, *Cat. Birds B. M.* xii. p. 321 (1888); *id.*, *Hand-l.* v. p. 250 (1909).  
 Passer moabiticus moabiticus, Hartert, *Vög. Pal. Faun.* pt. ii. p. 155 (1904).

Eggs of the Palestine Sparrow are similar to those of *P. indicus*, but are often of a somewhat narrower oval shape. They measure from .7 to .8 in length, and from .5 to .53 in breadth.

- |   |                                      |
|---|--------------------------------------|
| 5. Palestine.                               | W. Radcliffe Saunders, Esq.<br>[P.]. |
| 4. Palestine.                               | W. Radcliffe Saunders, Esq.<br>[P.]. |
| 5. Jordan Valley, Palestine, 23rd<br>April. | W. Radcliffe Saunders, Esq.<br>[P.]. |
| 5. Jordan Valley, 28th April.               | W. Radcliffe Saunders, Esq.<br>[P.]. |

**Passer yatei, Sharpe.**

- Passer yatii, Sharpe, *Cat. Birds B. M.* xii. p. 322 (1888); Dresser, *Man. Pal. Birds*, pt. i. p. 291 (1902); *id.*, *Ibis*, 1903, p. 405, pl. x. figs. 1-4.  
 Passer moabiticus yatii, Hartert, *Vög. Pal. Faun.* pt. ii. p. 155 (1904).  
 Passer yatei, Sharpe, *Hand-l.* v. p. 250 (1909).

Three eggs of Yate's Sparrow are of a rather pointed oval shape and fairly glossy. The ground-colour is dull white, densely and finely freckled all over with dull purplish-grey. Two measure respectively .7 by .5 and .73 by .5.

- |                                     |                           |
|-------------------------------------|---------------------------|
| 3. Seistan, E. Persia (N. Sarudny). | H. E. Dresser, Esq. [E.]. |
|-------------------------------------|---------------------------|

**Passer motitensis, Smith.**

(Plate X. fig. 1.)

- Passer motitensis, Andersson, *B. Damaral.* p. 186 (1872); Sharpe, *Cat. Birds B. M.* xii. p. 324 (1888); Stark, *Faun. S. Afr., Birds*, i. p. 162 (1900); Shelley, *Birds Afr.* iii. p. 244 (1902); Reichenow, *Vög. Afr.* iii. p. 240 (1904); Sharpe, *Hand-l.* v. p. 250 (1909).

Two eggs of the Damara-land Sparrow are of a rather broad oval form and slightly glossy. They are white, sparsely spotted with brownish-grey and lavender-grey round the larger end, and in the specimen figured there are a few scattered spots over the rest of the shell. They measure respectively .82 by .6 and .8 by .61.

- |  |                  |
|--|------------------|
| 2. Arljab River, Damara-land, 22nd<br>Oct. (C. J. Andersson: Tristram<br>Coll.). | Crowley Bequest. |
|--|------------------|

*Passer ruficinctus*, Fischer & Reichenow.

*Passer ruficinctus*, Sharpe, *Cat. Birds B. M.* xii. p. 325 (1888); *Nehrk. Kat. Eiersamml.* p. 109 (1899); *Reichenow, Vög. Afr.* iii. p. 211 (1904); *Sharpe, Hand-l.* v. p. 251 (1908).

Three eggs of Fischer's Sparrow are of a broad oval shape and slightly glossy. The ground-colour is dull white or yellowish-white, blotched and spotted with pale chocolate-brown and with underlying clouded markings of violet-grey. They measure respectively .75 by .58, .78 by .59, and .78 by .6.

3. Lake Naiyasha, B. E. Africa, F. J. Jackson, Esq., C.B. [C.],  
7th July.

*Passer ammodendri*, Severtz.

*Passer ammodendri*, Sharpe, *Cat. Birds B. M.* xii. p. 337 (1888); ? *Nehrk. Kat. Eiersamml.* p. 109 (1899); *Dresser, Man. Pal. Birds*, pt. i. p. 292 (1902); *id., Ibis*, 1903, p. 406, pl. x. figs. 5-8; *Sharpe, Hand-l.* v. p. 251 (1908).

*Passer ammodendri ammodendri*, Hartert, *Vög. Pal. Faun.* pt. ii. p. 158 (1904).

Three eggs of the Saxaul Sparrow are of a broad, slightly pointed oval form and distinctly glossy. They are white, profusely and irregularly marked and freckled all over with yellowish-brown, which by no means hides the ground-colour. They measure respectively .86 by .63, .91 by .62, and .90 by .64.

The two eggs from Kuldja (Nehrkorn Coll.) have, in my opinion, been wrongly identified, and are probably those of some species of Lark, perhaps of *Alaudula heinei* or some species of *Galerida*, which they closely resemble. Nehrkorn, in describing these eggs, noted that they were remarkably Lark-like in appearance.

3. Saxaul Steppe, Turkestan, 15th W. Radcliffe Saunders, Esq.,  
June. [P.]

[2. Kuldja, Mongolia (*Nehrkorn Coll.*) Crowley Bequest.]

*Passer saharæ*, Erlanger.

*Corospiza simplex*, Loche, *Expl. Sci. Algér., Ois.* i. p. 138 (1867).

*Passer simplex*, Dresser, *Birds Eur.* iii. p. 603 (1876); *Sharpe, Cat. Birds B. M.* xii. p. 339 (1888) [part.]; *Nehrk. Kat. Eiersamml.* p. 109 (1899); *Whitaker, Birds Tunis.* i. p. 208 (1905).

*Passer simplex saharæ*, Hartert, *Vög. Pal. Faun.* pt. ii. p. 163 (1904).

*Passer saharæ*, Sharpe, *Hand-l.* v. p. 251 (1908).

The eggs of the Desert-Sparrow taken by Loche in Algeria are of a broad oval form and possess a small amount of gloss. They are dull white, speckled and spotted with brown and lavender-grey. These markings are dense on the larger half of the egg and form a wreath or irregular zone round the broad end, or, sometimes, an

indistinct cap. Five examples measure from .8 to .84 in length, and from .6 to .64 in breadth.

5. Algeria (*Loche*). Seebohm Coll.

*Passer swainsoni* (*Rüpp.*).

*Passer swainsoni*, *Sharpe, Cat. Birds B. M.* xii. p. 334 (1888); *Reichenow, Vög. Afr.* iii. p. 228 (1904); *Sharpe, Hand-l.* v. p. 252 (1908).  
*Passer diffusus*, *Shelley, Birds Afr.* iii. p. 251 (1902) [part.].

Five eggs of Swainson's Sparrow resemble some of those of *P. domesticus*. They measure from .79 to .8 in length, and from .58 to .62 in breadth.

1. N.E. Africa (*Nehokorn Coll.*). Crowley Bequest.  
 4. Harar, S. Abyssinia, 16th June. Mr. P. Zaphiro [C.].

Genus **ALARIO**, *Bonap.*

*Alario alario* (*Linn.*).

(Plate X. fig. 15.)

*Alario alario*, *Sharpe, Cat. Birds B. M.* xii. p. 346 (1888); *Stark, Fauna S. Afr., Birds*, i. p. 179 (1900); *Reichenow, Vög. Afr.* iii. p. 246 (1904) [part.]; *Sharpe, Hand-l.* v. p. 253 (1908).  
*Serinus alario*, *Shelley, Birds Afr.* iii. p. 213 (1902).

Eight eggs of the Mountain Canary vary in shape from a broad to a somewhat pointed oval and are almost devoid of gloss. They are white or pale bluish-white with small scattered spots, scrolls, and streaks of chocolate-brown and reddish-lilac, these markings being almost entirely confined to the larger end. They measure from .61 to .66 in length, and from .46 to .48 in breadth.

8. Pondoland, S. Africa. Crowley Bequest.

*Alario leucolæma*, *Sharpe.*

*Alario leucolæma*, *Sharpe, Bull. B. O. C.* xiii. no. xcix. p. 80 (1903); *id., Hand-l.* v. p. 253 (1908).

Five eggs of the Western Mountain Canary are of a somewhat pointed oval shape and distinctly glossy. They are much like those of *A. alario* but larger, and the markings are of a deep chocolate-brown. In one specimen most of the markings take the form of fine interlaced lines and tracings, forming a zone round the larger end. They vary from .68 to .78 in length, and from .45 to .54 in breadth.

5. Namaqualand, S.W. Africa. Crowley Bequest.

Genus **AURIPASSER**, *Bonap.***Auripasser euchlorus**, *Bonap.*

(Plate X. figs. 17 &amp; 18.)

*Passer euchlorus*, *Sharpe, Cat. Birds B. M.* xii. p. 341 (1888); *Yerbury, Ibis*, 1896, p. 27; *Nehrck. Kat. Eier-samm.* p. 109 (1899); *Ogilvie Grant, Nov. Zool.* vii. p. 246 (1900); *Shelley, Birds Afr.* iii. p. 259 (1902).

*Auripasser euchlorus*, *Reichenow, Vög. Afr.* iii. p. 250 (1904); *Sharpe, Hand-l.* v. p. 253 (1908).

The eggs of the Arabian Yellow Sparrow taken by Colonel Yerbury are not separable from many of the eggs of *Passer montanus*. They are of an ordinary oval form and slightly glossy. The ground-colour is greyish-white, streaked and blotched with ash-brown and underlying lavender-grey. Three examples measure respectively: .72 by .52; .73 by .51; .68 by .5.

3. Aden, Arabia, May.

Col. J. W. Yerbury [P.].

Genus **SORELLA**, *Hartl.***Sorella emini**, *Hartl.*

(Plate X. fig. 14.)

*Passer emini*, *Sharpe, Cat. Birds B. M.* xii. p. 332 (1888); *Shelley, Birds Afr.* iii. p. 256 (1902).

*Auripasser emini*, *Reichenow, Vög. Afr.* iii. p. 248 (1904).

*Sorella emini*, *Sharpe, Hand-l.* v. p. 253 (1908).

Eggs of Emin's Sparrow are of a regular oval shape or slightly pointed at one end, and almost devoid of gloss. The ground-colour is white or pale bluish-white somewhat sparingly spotted with brownish-black, grey, and lilac. They vary from .65 to .76 in length, and from .49 to .54 in breadth.

4. Njemps, Lake Baringo, B. E. Africa, F. J. Jackson, Esq., C.B. [C.],  
16th July.

4. Njemps, 16th July. F. J. Jackson, Esq., C.B. [C.].

4. Njemps, 16th July. F. J. Jackson, Esq., C.B. [C.].

4. Njemps, 16th July. F. J. Jackson, Esq., C.B. [C.].

Genus **POLIOSPIZA**, *Bonap.***Poliospiza albigularis** (*Smith*).

*Crithagra albigularis*, *Sharpe, ed. Lagard. Birds S. Africa*, p. 485 (1875-84).

*Serinus albigularis*, *Sharpe, Cat. Birds B. M.* xii. p. 360 (1888); *Nehrck Kat. Eier-samm.* p. 110 (1899); *Stark, Fauna S. Afr., Birds*, i. p. 174 (1900); *Shelley, Birds Afr.* iii. p. 223 (1902).

*Poliospiza albigularis*, *Reichenow, Vög. Afr.* iii. p. 252 (1904); *Sharpe, Hand-l.* v. p. 254 (1908).

Four eggs of the White-throated Finch closely resemble the eggs *Serinus sulphuratus*. Two examples are spotted with chocolate-brown only: two others are marked both with chocolate-brown and with lilac. They measure respectively:  $\cdot 81$  by  $\cdot 55$ ;  $\cdot 79$  by  $\cdot 6$ ;  $\cdot 85$  by  $\cdot 58$ ;  $\cdot 8$  by  $\cdot 6$ .

4. South Africa.

E. L. Layard, Esq. [P.].

### *Poliospiza crocopygia* (*Sharpe*).

(Plate X. fig. 10.)

*Serinus crocopygius*, *Sharpe, Cat. Birds B. M.* xii. p. 360 (1888); *Shelley, Birds Afr.* iii. p. 222 (1902).

*Poliospiza crocopygia*, *Reichenow, Vög. Afr.* iii. p. 253 (1904); *Sharpe, Hand-l.* v. p. 254 (1908).

Five eggs of the Damaraland White-throated Finch are of a rather wide and somewhat pointed oval shape and moderately glossy. The ground-colour is white, with spots, blotches, and irregular markings of deep chocolate, umber-brown, and faint underlying lilac-grey, arranged in a ring round the larger end. They measure from  $\cdot 74$  to  $\cdot 81$  in length, and from  $\cdot 58$  to  $\cdot 59$  in breadth.

5. Otjimbingue, Damaraland. 12th Jan. Crowley Bequest.  
(*C. J. Andersson: Tristram Coll.*).

### *Poliospiza leucopygia* (*Sundev.*).

*Serinus leucopygius*, *Sharpe, Cat. Birds B. M.* xii. p. 366 (1888); *Shelley, Birds Afr.* iii. p. 216 (1902).

*Poliospiza leucopygia*, *Reichenow, Vög. Afr.* iii. p. 255 (1904); *Sharpe, Hand-l.* v. p. 255 (1908).

Two eggs of the White-rumped Canary laid in captivity are of a long oval shape and slightly glossy. Both are white: one is sparingly marked about the larger end with very small spots and dots of blackish-brown: in the other the markings are indicated by very minute dots. They measure respectively  $\cdot 64$  by  $\cdot 44$  and  $\cdot 65$  by  $\cdot 43$ .

2. Laid in captivity.

Crowley Bequest.

### *Poliospiza gularis* (*Smith*).

*Poliospiza gularis*, *Sharpe, ed. Layard, Birds S. Africa*, p. 482 (1875-84); *id., Cat. Birds B. M.* xii. p. 343 (1888); *Nehrke, Kat. Eier-samm.* p. 109 (1899); *Stark, Fauna S. Afr., Birds*, i. p. 165 (1900); *Shelley, Birds Afr.* iii. p. 226 (1902); *Reichenow, Vög. Afr.* iii. p. 258 (1904); *Sharpe, Hand-l.* v. p. 256 (1908).

Four eggs of the Streaky-headed Seed-eater are of a somewhat



pointed oval shape and moderately glossy. They are bluish-white, and two are sparingly spotted at the broad end with deep chocolate-brown, while the others are almost uniform. They measure respectively:  $\cdot 73$  by  $\cdot 55$ ;  $\cdot 75$  by  $\cdot 55$ ;  $\cdot 78$  by  $\cdot 58$ ; and  $\cdot 83$  by  $\cdot 57$ .

- |  |                          |
|--|--------------------------|
| 2. South Africa.   | E. L. Layard, Esq. [P.]. |
| 2. Swellendam, Cape Colony ( <i>T. Atmore: Tristram Coll.</i> ). | Crowley Bequest.         |

### *Poliospiza tristriata* (Rüpp.).

*Poliospiza tristriata*, *Sharpe, Cat. Birds B. M.* xii. p. 345 (1888); *Shelley, Birds Afr.* iii. p. 229 (1902); *Reichenow, Vog. Afr.* iii. p. 229 (1904); *Sharpe, Hand-l.* v. p. 256 (1908).

Two eggs of Rüppell's Seed-eater are of a regular oval shape and almost devoid of gloss. They resemble small eggs of *Ligurinus chloris*, having the ground-colour pale greenish-white, with spots and irregular markings of chocolate-brown and lilac-grey, mostly confined to the larger end. They measure respectively  $\cdot 71$  by  $\cdot 52$  and  $\cdot 72$  by  $\cdot 53$ .

- |                                 |                      |
|---------------------------------|----------------------|
| 2. Harar, Abyssinia, 10th June. | Mr. P. Zaphiro [C.]. |
|---------------------------------|----------------------|

### Genus SERINUS, Koch.

#### *Serinus canicollis* (Swains.).

*Serinus canicollis*, *Sharpe, ed. Layard, Birds S. Africa*, p. 488 (1875-84); *id., Cat. Birds B. M.* xii. p. 350 (1888); *Nehrke, Kat. Eier-samml.* p. 110 (1899); *Stark, Fauna S. Afr., Birds*, i. p. 168 (1900); *Shelley, Birds Afr.* iii. p. 186 (1902); *Reichenow, Vog. Afr.* iii. p. 262 (1904); *Sharpe, Hand-l.* v. p. 257 (1908).  
*Crithagra canicollis*, *Butler, Feilden, & Reid, Zool.* 1882, p. 301.

Eggs of the Cape Canary are of a pointed oval shape and possess a small amount of gloss. They are white or very pale bluish-white, speckled, almost entirely at the broader half, with lilac and purplish-brown or deep chocolate-brown. They measure from  $\cdot 66$  to  $\cdot 72$  in length, and from  $\cdot 49$  to  $\cdot 51$  in breadth.

- |  |                            |
|--|----------------------------|
| 4. Cape Colony ( <i>E. L. Layard: Tristram Coll.</i> ).                | Crowley Bequest.           |
| 2. Cape Colony ( <i>Miss Ducrest: Tristram Coll.</i> ).                | Crowley Bequest.           |
| 4. Mooi River, Natal, Nov.   | Capt. Savile G. Reid [P.]. |
| 3. Mooi River, 13th Dec.   | Major R. Sparrow [E.].     |
| 4. Mooi River, Dec.  | Major R. Sparrow [E.].     |
| 7. Potchefstroom, Transvaal, Oct. ( <i>T. Ayres: Tristram Coll.</i> ). | Crowley Bequest.           |

**Serinus sulphuratus** (*Linnaeus*).

(Plate X. fig. 13.)

*Crithagra sulphurata*, *Sharpe, ed. Layard, Birds S. Africa*, p. 486 (1875-84).

*Serinus sulphuratus*, *Sharpe, Cat. Birds B. M.* xii. p. 352 (1888); *Nehrke, Kat. Eiersamml.* p. 110 (1899); *Stark, Fauna S. Afr., Birds*, i. p. 169 (1900); *Shelley, Birds Afr.* iii. p. 204 (1902); *Reichenow, Vög. Afr.* iii. p. 265 (1904); *Sharpe, Hand-l.* v. p. 257 (1908).

Eggs of the Large Yellow Seed-eater are of a pointed oval shape and possess but little gloss. They are white or white tinged with blue, speckled, spotted, and sometimes streaked at the broad end with deep chocolate-brown. One example has, in addition, some lilac specks. They measure from .7 to .8 in length, and from .49 to .55 in breadth.

- |   |                          |
|---|--------------------------|
| 3. South Africa.  | E. L. Layard, Esq. [P.]. |
| 2. Cape Colony ( <i>T. Atmore: Tristram Coll.</i> ).    | Crowley Bequest.         |
| 1. Cape Colony ( <i>E. L. Layard: Tristram Coll.</i> ). | Crowley Bequest.         |

**Serinus flaviventris** (*Swainson*).

*Serinus flaviventris*, *Sharpe, Cat. Birds B. M.* xii. p. 353 (1888); *Nehrke, Kat. Eiersamml.* p. 110 (1899); *Stark, Fauna S. Afr., Birds*, i. p. 170 (1900); *Shelley, Birds Afr.* iii. p. 199 (1902); *Reichenow, Vög. Afr.* iii. p. 267 (1904); *Sharpe, Hand-l.* v. p. 258 (1908).

Four eggs of the Yellow-bellied Seed-eater are of a rather blunt oval shape and somewhat glossy. They are bluish-white, more or less sparingly marked round the larger end with spots, streaks, and hair-lines of deep chocolate-brown. They measure from .67 to .68 in length, and from .50 to .53 in breadth.

- |                                       |                           |
|---------------------------------------|---------------------------|
| 4. Deelfontein, Cape Colony, 4th Nov. | Col. A. T. Sloggett [P.]. |
| ( <i>E. Seimund</i> ).                |                           |

**Serinus marshalli**, *Shelley*.

(Plate X. fig. 20.)

*Serinus marshalli*, *Shelley, Birds Afr.* iii. p. 200 (1902); *Sharpe, Hand-l.* v. p. 258 (1908).

Four eggs of Marshall's Canary are of a rather narrow pointed oval shape and somewhat glossy. They are pale greenish-white, marked round the larger end with spots and streaks of deep chocolate-brown and underlying smudges of reddish-lilac. They measure from .71 to .72 in length, and from .49 to .50 in breadth.

- |                                     |                           |
|-------------------------------------|---------------------------|
| 4. Kuruman, Bechuanaland, 27th Feb. | R. B. Woosnam, Esq. [C.]. |
|-------------------------------------|---------------------------|

**Serinus icterus ( Vieill. ).**

- Crithagra chrysopyga*, *Auderss. Birds Damara-Ld.* p. 182 (1872).  
*Crithagra ictera*, *Sharpe, ed. Layard, Birds S. Africa*, p. 484 (1875-84)  
*R. B. & J. D. S. Woodward, Ibis*, 1897, p. 411.  
*Serinus icterus*, *Sharpe, Cat. Birds B. M.* xii. p. 356 (1888); *Nehrck. Kat. Eiersamml.* p. 110 (1899); *Stark, Fauna S. Afr., Birds*, i. p. 173 (1900); *Reichenow, Vög. Afr.* iii. p. 269 (1904); *Sharpe, Hand-l. v.* p. 258 (1908).  
*Serinus butyraceus*, *Shelley, Birds Afr.* iii. p. 193 (1902).

Eggs of the Golden-rumped Finch resemble the eggs of *S. canicollis*. They measure from .61 to .69 in length, and from .46 to .51 in breadth.

- |   |                        |
|---|------------------------|
| 1. [South Africa] ( <i>Nehrckorn Coll.</i> ),                               | Crowley Bequest.       |
| 3. Natal ( <i>T. Ayres</i> ),   | Salvin-Godman Coll.    |
| 4. Umgeni River, Natal, 6th Dec.  | Major R. Sparrow [E.]. |
| 1. Omupju, Damaraland, 5th Jan. ( <i>C. J. Andersson: Tristram Coll.</i> ), | Crowley Bequest.       |

**Serinus serinus ( Linn. ).**

- Fringilla serinus*, *Thien, Fortpflanz. ges. Vög.* p. 400, tab. xxxv. fig. 15, a-c (1845-54); *Bree, Birds Eur.* 2nd ed. iv. p. 25, pl. (1875); *Seebohm, Brit. Birds*, ii. p. 83, pl. 12 (1884); *id.*, *Eggs of Brit. Birds*, p. 240, pl. 56, fig. 16 (1896).  
*Serinus flavescens*, *Baedeker, Eier Eur. Vög.* tab. 20. fig. 5 (1855-63).  
*Serinus meridionalis*, *Salvin, Ibis*, 1859, p. 313.  
*Serinus hortulanus*, *Saunders, Ibis*, 1871, p. 220; *Dresser, Birds Eur.* iii. p. 549 (1875); *id. Man. Pal. Birds*, pt. i. p. 289 (1902).  
*Serinus serinus*, *Sharpe, Cat. Birds B. M.* xii. p. 368 (1888); *Rey, Eier Vög. Mitteleurop.* p. 316, pl. 40. figs. 26-30 (1900); *Sharpe, Hand-l. v.* p. 259 (1908).  
*Serinus canaria serinus*, *Hartert, Vög. Pal. Faun.* pt. i. p. 83 (1903); *Jourd. Eggs Europ. Birds*, p. 65, pl. 11. figs. 26-30 (1906).

The eggs of the Serin Finch resemble those of the Goldfinch so closely that no separate description of them is necessary. They measure from .6 to .7 in length, and from .45 to .52 in breadth.

- |  |                                    |
|--|------------------------------------|
| 2. Setubal, Portugal, 29th May.                      | Don L. Gonzaga do Nascimento [P.]. |
| 5. South Spain, May.                                 | W. Radcliffe Saunders, Esq. [P.].  |
| 4. Andalusia, Spain, 26th May.                       | W. Radcliffe Saunders, Esq. [P.].  |
| 2. Granada, Spain, 2nd April ( <i>H. Saunders</i> ). | Seebohm Coll.                      |
| 5. Malaga, Spain, 10th May ( <i>H. S.</i> ).         | Seebohm Coll.                      |
| 6. Malaga, 2nd June ( <i>H. S.</i> ).                | Seebohm Coll.                      |
| 4. Malaga, 8th June ( <i>A. Ruiz</i> ).              | Seebohm Coll.                      |
| 5. Malaga, 25th May ( <i>A. R.</i> ).                | Seebohm Coll.                      |
| 5. Malaga, 30th March ( <i>A. R.</i> ).              | W. Radcliffe Saunders, Esq. [P.].  |
| 4. Hesse, Germany, May.                              | W. Radcliffe Saunders, Esq. [P.].  |

- |  |                                     |
|--|-------------------------------------|
| 4. Saxony, Germany.                                  | Crowley Bequest.                    |
| 4. Dresden, Saxony, 27th May ( <i>T. Holland</i> ).  | Seeböhm Coll.                       |
| 5. Moravia, 29th May.                                | W. Radcliffe Saunders, Esq.<br>[P.] |
| 4. Cilli, Styria ( <i>E. Seidensucher</i> ).         | Seeböhm Coll.                       |
| 4. Cilli, 22nd May.                                  | Crowley Bequest.                    |
| 5. Szigetcsép, Hungary, 1st June.                    | W. Radcliffe Saunders, Esq.<br>[P.] |
| 1. Parnassus, Greece, 7th May ( <i>T. Krüper</i> ).  | Seeböhm Coll.                       |
| 2. Algeria, 13th May.                                | P. Crowley, Esq. [P.]               |
| 4. Near Algiers, 31st May ( <i>H. B. Tristram</i> ). | Crowley Bequest.                    |
| 1. Ain Djendeli, Algeria, 17th May ( <i>O. S.</i> ). | Salvin-Godman Coll.                 |
| 1. Ain Djendeli, 17th May ( <i>H. B. T.</i> ).       | Crowley Bequest.                    |
| 2. Tunis, May ( <i>Tristram Coll.</i> ).             | Crowley Bequest.                    |

### *Serinus canarius* (Linn.).

*Fringilla canaria*, *Thien. Fortpflanz. ges. Vög.* p. 398, tab. xxxv. fig. 6 (1845-54); *Seeböhm, Brit. Birds*, ii. p. 79, pl. 12 (1884); *id., Eggs of Brit. Birds*, p. 240 (1896).

*Serinus canaria*, *Baudeker, Eier Eur. Vög.* tab. 20. fig. 6 (1855-63); *Godman, Ibis*, 1872, p. 212; *Dresser, Birds Eur.* iii. p. 557 (1877); *Sharpe, Cat. Birds B. M.* xii. p. 370 (1888); *Nehrke, Kat. Eiersamml.* p. 110 (1899); *Dresser, Man. Pal. Birds*, pt. i. p. 281 (1902); *Grant, Nov. Zool.* xii. p. 124 (1905).

*Serinus hortulanus*, *Godman, Ibis*, 1866, p. 98.

*Serinus canaria canaria*, *Hartert, Vog. Pal. Faun.* pt. i. p. 84 (1903); *Jour. Eggs Europ. Birds*, p. 67, pl. 26. fig. 7 (1906).

*Serinus canarius*, *Sharpe, Hand-l.* v. p. 259 (1908).

The eggs of the Canary are larger than those of the Goldfinch or Serin-Finch, but do not otherwise differ from them. They measure from .7 to .77 in length, and from .51 to .55 in breadth.

- |  |                                     |
|--|-------------------------------------|
| 3. Magdalena, Pico, Azores, 15th May ( <i>W. R. Ogilvie-Grant</i> ). | Hon. Walter Rothschild [P.]         |
| 3. Magdalena, 15th May ( <i>W. R. O.-G.</i> ).                       | Hon. Walter Rothschild [P.]         |
| 2. Magdalena, 15th May ( <i>W. R. O.-G.</i> ).                       | Hon. Walter Rothschild [P.]         |
| 3. Magdalena, 17th May ( <i>W. R. O.-G.</i> ).                       | Hon. Walter Rothschild [P.]         |
| 1. Magdalena, 17th May ( <i>W. R. O.-G.</i> ).                       | Hon. Walter Rothschild [P.]         |
| 3. Fayal, Azores ( <i>F. D. Godman</i> ).                            | Salvin-Godman Coll.                 |
| 3. Horta, Fayal, 1st May ( <i>F. D. G.</i> ).                        | Salvin-Godman Coll.                 |
| 3. Fayal, 28th May ( <i>F. D. G.</i> ).                              | Salvin-Godman Coll.                 |
| 5. Agua de Pena, Madeira, 20th April ( <i>Pe. E. Schmitz</i> ).      | W. Radcliffe Saunders, Esq.<br>[P.] |
| 5. San Martinho, Madeira, 13th April ( <i>E. S.</i> ).               | W. Radcliffe Saunders, Esq.<br>[P.] |
| 5. Tenerife, Canary Is. ( <i>R. Gomez</i> ).                         | Crowley Bequest.                    |
| 5. Tenerife, 12th March ( <i>R. G.</i> ).                            | W. Radcliffe Saunders, Esq.<br>[P.] |
| 5. Tenerife, May ( <i>R. G.</i> ).                                   | W. Radcliffe Saunders, Esq.<br>[P.] |
| 3. Tenerife, May ( <i>R. G.</i> ).                                   | W. Radcliffe Saunders, Esq.<br>[P.] |

5. Oratava, Tenerife, April (*J. H. Leach*). Seebohm Coll.  
 5. Oratava, April (*J. H. L.*). Seebohm Coll.  
 4. Laid in captivity, Essex. Salvin-Godman Coll.

*Carduelis parva*, *Tschusi* ♂ × *Serinus canarius* (*Linna.*) ♀.  
 See page 178.

### *Serinus syriacus*, *Bonap.*

- Serinus aurifrons*, *Tristram*, *P. Z. S.* 1864, p. 447.  
*Serinus canonicus* *Dresser*, *Birds Eur.* iii. p. 171 (1876); *Sharpe*, *Cat. Birds B. M.* xii. p. 372 (1888); *Nehrk. Kat. Eiersamml.* p. 110 (1899); *Dresser*, *Man. Pal. Birds*, pt. i. p. 281 (1902).  
*Serinus syriacus*, *Newton*, *Ootheca Wolleyana*, pt. ii. p. 434 (1902); *Hartert*, *Vög. Pal. Faun.* pt. i. p. 85 (1903); *Sharpe*, *Hand-l. v.* p. 259 (1908).

Eggs of *Tristram's* Serin-Finch resemble those of *S. canarius*, several different types being represented among those in the Collection. In one especially handsome set the markings are mostly red-violet and form a more or less irregular cap round the larger end. They measure from .65 to .71 in length, and from .50 to .51 in breadth.

3. Mount Lebanon, Palestine, 2nd May. W. Radcliffe Saunders, Esq.  
 [P.]  
 2. Mount Lebanon, 4th May (*H. B. Tristram*). Crowley Bequest.  
 5. Mount Lebanon, 16th June (*H. B. T.*). Crowley Bequest.  
 3. Mount Hermon, Palestine, 19th May Crowley Bequest.  
 (*H. B. T.*).

### *Serinus pusillus* (*Pall.*).

- Serinus pusillus*, *Sharpe*, *Cat. Birds B. M.* xii. p. 373 (1888); *Nehrk. Kat. Eiersamml.* p. 110 (1899); *Rey*, *Eier Vög. Mitteleurop.* p. 318, pl. 29, fig. 10 (1900); *Dresser*, *Man. Pal. Birds*, pt. i. p. 282 (1902); *Hartert*, *Vög. Pal. Faun.* pt. i. p. 85 (1903); *Jourd. Eggs Europ. Birds*, p. 67, pl. 38, fig. 10 (1906); *Sharpe*, *Hand-l. v.* p. 260 (1908).  
*Metoponia pusilla*, *Oates*, *Fauna Brit. Ind., Birds*, ii. p. 230 (1890); *id.*, *ed. Hume*, *Nests & Eggs Ind. Birds*, ii. p. 158 (1890).

Eggs of the Gold-fronted Serin-Finch resemble those of *S. canicollis* and *S. icterus*. They measure .6 by .64 in length, and .48 by .50 in breadth.

3. Derbend, E. Caucasus, 15th June. W. Radcliffe Saunders, Esq.  
 [P.]  
 5. Kuldja, Mongolia, 8th May. W. Radcliffe Saunders, Esq.  
 [P.]

Clutch containing an egg of the Cuckoo (*Cuculus canorus*).

3. Issyk Kul, Turkestan, 26th May. W. Radcliffe Saunders, Esq.  
 [P.]

Genus **SYCALIS**, *Boie*.**Sycalis flaveola** (*Linnaeus*)

*Sycalis flaveola*, *Sharpe, Cat. Birds B. M.* xii. p. 377 (1888); *Nehrke, Kat. Eiersamml.* p. 110 (1899); *Euler, Rev. Mus. Paulista*, iv. p. 26 (1900); *Ihering, Rev. Mus. Paulista*, iv. p. 214 (1900); *Berlepsch & Hartert, Nov. Zool.* ix. p. 27 (1902); *Sharpe, Hand-l.* v. p. 261 (1908).

Two eggs said to be those of the Yellow Seed-Finch are of a regular or slightly pointed oval form and faintly glossy. The ground-colour is pale greenish-white, very finely spotted all over with maroon-red and lilac-grey, the markings being concentrated towards the larger end and forming, in one specimen, especially, a rather strongly marked cap. They measure respectively  $\cdot 78$  by  $\cdot 59$  and  $\cdot 8$  by  $\cdot 6$ .

2. [Brazil.]

Crowley Bequest.

**Sycalis pelzelni**, *Sclater*.

(Plate X. fig. 9.)

*Sycalis pelzelni*, *DuRoi, Ibis*, 1877, p. 172; *Sharpe, Cat. Birds B. M.* xii. p. 380 (1888); *Scl. & Huds. Argent. Orn.* i. p. 66 (1889); *Holland, Ibis*, 1892, p. 197; *Nehrke, Kat. Eiersamml.* p. 110 (1899); *Ihering, Rev. Mus. Paulista*, iv. p. 214 (1900); *Sharpe, Hand-l.* v. p. 261 (1908).

Eggs of Pelzelni's Seed-Finch are of a pointed oval shape and nearly devoid of gloss. Those in the Collection are of two types. In one the ground is cream-colour, very thickly streaked and mottled all over with brown and greyish-brown. In a second the ground-colour is pale green, streaked and blotched, but not very densely, with brown and lavender-grey. They measure from  $\cdot 78$  to  $\cdot 85$  in length, and from  $\cdot 5$  to  $\cdot 57$  in breadth.

3. South Brazil, Aug. (*Nehrke*) Crowley Bequest.  
*Coll.: Tristram Coll.*

2. Argentina, Oct. A. H. Holland, Esq. [C.]

4. Argentina, Oct. A. H. Holland, Esq. [C.]

2. Argentina, 28th Dec. Crowley Bequest.

**Sycalis arvensis**, *Kittl.*

*Sycalis arvensis*, *Dalgleish, Proc. R. Phys. Soc. Edinb.* viii. p. 84 (1883-5); *Sharpe, Cat. Birds B. M.* xii. p. 382 (1888); *James, New List Chilean Birds*, p. 2 (1892); *Lane, Ibis*, 1897, p. 24; *Nehrke, Kat. Eiersamml.* p. 111 (1899); *Ihering, Rev. Mus. Paulista*, iv. p. 214 (1900); *Sharpe, Hand-l.* v. p. 262 (1908).

*Sycalis luteola*, *Scl. & Huds. Argent. Orn.* i. p. 69 (1889); *Holland, Ibis*, 1892, p. 197.

Eggs of the Misto Seed-Finch vary from a narrow to a broad oval shape and possess a moderate amount of gloss. They are white or pale bluish-white, thickly speckled, mottled and, in some

eases, blotched with rather bright reddish-brown and underlying purplish-grey. The markings are usually very dense at the broad end of the egg, where they often form a more or less well-defined cap. Two eggs of this species in the Collection are of abnormal size, measuring respectively  $\cdot 8$  by  $\cdot 63$ ;  $\cdot 83$  by  $\cdot 67$ . Normal specimens measure from  $\cdot 64$  to  $\cdot 8$  in length, and from  $\cdot 5$  to  $\cdot 57$  in breadth.

- |   |                           |
|---|---------------------------|
| 2. Campo of La Tala, Central Uruguay, 14th Nov. ( <i>R. Urquhart</i> ). | Crowley Bequest.          |
| 5. Argentina, Oct.  | A. H. Holland, Esq. [C.]. |
| 3. Argentina, Oct.  | A. H. Holland, Esq. [C.]. |
| 2. Argentina, Oct.  | A. H. Holland, Esq. [C.]. |
| 2. Argentina.   | Crowley Bequest.          |
| 6. Chile.   | Old Collection.           |
| 3. Central Chile ( <i>Landbeck</i> ).                                   | Berkeley James Coll.      |
| 3. Central Chile ( <i>Landbeck</i> ).                                   | Berkeley James Coll.      |
| 2. Central Chile ( <i>Landbeck</i> ).                                   | Berkeley James Coll.      |
| 3. Central Chile, Oct.  | Berkeley James Coll.      |
| 3. Central Chile, Oct.  | Berkeley James Coll.      |
| 5. Rio Bueno, Chile, 26th Jan. ( <i>A. Lane</i> ).                      | Berkeley James Coll.      |
| 1. Rio Bueno, 6th Feb. ( <i>A. L.</i> ).                                | Crowley Bequest.          |

### Genus CARPODACUS, *Kaup*.

#### *Carpodacus erythrinus* (*Pall.*).

*Fringilla erythrina*, *Thien. Fortpflanz. ges. Vög.* p. 416, tab. xxxv. fig. 3, *a, b* (1845-54).

*Carpodacus erythrinus*, *Buendker, Eier Eur. Vög.* tab. 20, fig. 12 (1855-63); *Dresser, Birds Eur.* iv. p. 75 (1871); *Bree, Birds Eur.* 2nd ed., iv. p. 1, pl. (1875); *Seelohm, Brit. Birds*, ii. p. 46, pl. 12 (1884); *Sharpe, Cat. Birds B. M.* xii. p. 391 (1888) [part.]; *Tacz. Faune Orn. Sibér. Orient* p. 659 (1891); *Seelohm, Eggs Brit. Birds*, p. 235, pl. 56, fig. 9 (1896); *Rey, Eier Vög. Mitteleurop.* p. 337, pl. 41, figs. 9-12 (1900); *Dresser, Man. Pal. Birds*, pt. i. p. 321 (1902) [part.]; *Jourd. Eggs Europ. Birds*, p. 72, pl. 9, figs. 9-12 (1906); *Sharpe, Hand-l.* v. p. 263 (1908).

*Carpodacus erythrina erythrina*, *Hartert, Vög. Pal. Faun.* pt. i. p. 106 (1903).

Eggs of the Scarlet Rose-Finch are of a pointed oval form and possess a considerable amount of gloss. They are of a clear blue colour, marked, almost entirely at the broad end, with specks and spots of dark chocolate-brown. Some specimens are also marked at the large end with a few spots and blotches of lilac. Occasionally the markings are extremely fine and hair-like, and sometimes they are somewhat large and tend to form a zone or a small cap at the broad end. They measure from  $\cdot 7$  to  $\cdot 86$  in length, and from  $\cdot 53$  to  $\cdot 6$  in breadth.

- |  |                                   |
|--|-----------------------------------|
| 1. Reval, Baltic Provinces, 14th June ( <i>Russow</i> ). | Seelohm Coll.                     |
| 4. Sayn, Rhenish Provs., Germany, 12th May.              | W. Radcliffe Saunders, Esq. [P.]. |

- |    |  |                                      |
|----|--|--------------------------------------|
| 5. | East Prussia, 28th June.   | W. Radcliffe Saunders, Esq.<br>[P.]. |
| 3. | Moscow, Russia, 13th June.   | Salvin-Godman Coll.                  |
| 5. | Moscow, 30th May.  | Crowley Bequest.                     |
| 4. | Moscow, 7th June ( <i>Lorenz</i> ).                                    | Seebohm Coll.                        |
| 1. | Siberia.   | Crowley Bequest.                     |
| 4. | Darasun, Dauria, S. Siberia, June<br>( <i>Dybowski</i> ).              | Seebohm Coll.                        |
| 4. | Darasun ( <i>Dybowski</i> ).   | Seebohm Coll.                        |
| 2. | Darasun, June ( <i>Dybowski</i> : <i>Tris-</i><br><i>tram Coll.</i> ). | Crowley Bequest.                     |
| 5. | Krasnoyarsk, Siberia, June ( <i>Kibort</i> ).                          | Seebohm Coll.                        |
| 5. | Krasnoyarsk, June ( <i>Kibort</i> ).                                   | Seebohm Coll.                        |

### *Carpodacus roseatus* (*Hodgs.*).

- Carpodacus erythrinus*, *Biddulph*, *Ibis*, 1881, p. 83; *Oates*, *Fauna Brit. Ind., Birds*, ii. p. 219 (1890); *id.*, *ed. Hume*, *Nests & Eggs Ind. Birds*, ii. p. 153 (1890).
- Carpodacus erythrina roseata*, *Hartert*, *Vög. Pal. Faun.* pt. i. p. 108 (1903).
- Carpodacus roseatus*, *Sharpe*, *Hand-l. v.* p. 263 (1908).

Five eggs of Hodgson's Rose-Finch are indistinguishable from those of *C. erythrinus*. They measure from .73 to .8 in length, and from .51 to .58 in breadth.

- |    |  |                  |
|----|--|------------------|
| 2. | Altai Mountains, Central Asia.                               | Crowley Bequest. |
| 2. | Altai Mountains.   | Crowley Bequest. |
| 1. | Gilgit, Kashmir, 10,000 ft., July<br>( <i>J. Biddulph</i> ). | Hume Coll.       |

### *Carpodacus severtzovi*, *Sharpe*.

(Plate X. fig. 11.)

- Pyrhospiza punicea*, *Stoliczka* (*nec Hodgs.*), *J. A. S. B.* xxxvii. pt. ii. p. 60 (1868).
- Carpodacus rubicilla*, *Pelzeln* (*nec GÜldenst.*), *Ibis*, 1868, p. 318.
- Carpodacus severtzovi*, *Sharpe*, *Cat. Birds B. M.* xii. p. 400 (1888); *Oates*, *Fauna Brit. Ind., Birds*, ii. p. 220 (1890); *id.*, *ed. Hume*, *Nests & Eggs Ind. Birds*, ii. p. 154 (1890); *Dresser*, *Man. Pal. Birds*, pt. i. p. 319 (1902); *id.*, *Ibis*, 1904, p. 107, pl. iii. figs. 1 & 3; *Sharpe*, *Hand-l. v.* p. 264 (1908).
- Carpodacus rubicilla severtzovi*, *Hartert*, *Vög. Pal. Faun.* pt. i. p. 100 (1903).

Mr. Hume has shown (*l. c.*) that there can be no doubt about the authenticity of the eggs of Severtzoff's Rose-Finch found by Dr. Stoliczka in Western Tibet.

These eggs are of a broad pointed oval form and possess a small amount of gloss. They are blue, sparingly spotted and speckled, almost entirely at the broad end, with deep black. They measure respectively: .95 by .69; 1 by .68; 1 by .69; .98 by .7.

- |    |   |            |
|----|---|------------|
| 4. | Ankhang, Province of Rupsu.<br>West Tibet, 14,000-15,000 feet,<br>7th July ( <i>F. Stoliczka</i> ). | Hume Coll. |
|----|---|------------|



**Carpodacus purpureus** (*Gm l.*).

*Fringilla purpurea*, *Thien. Fortpflanz. ges. Vög.* p. 417, tab. xxxv. fig. 4 (1845-54).

*Carpodacus purpureus*, *Baird, Brewer & Ridgw. N. Amer. Birds*, i. p. 462 (1874); *Brooks, This*, 1884, p. 235; *Sharpe, Cat. Birds B. M.* xii. p. 409 (1888) [part.]; *Nehrk. Kat. Eiersamml.* p. 111 (1899); *Sharpe, Hand-l. v.* p. 264 (1908).

*Carpodacus purpureus purpureus*, *Ridgw. Birds North & Middle Amer.* i. p. 128 (1901).

Eggs of the Purple Rose-Finch are of a pointed oval shape and have a very slight amount of gloss. They are blue, spotted and speckled with dark brown or black and underlying pale violet-grey. The markings are most frequent over the broader half of the egg, and sometimes form a wreath or zone round the large end. Specimens measure from .72 to .9 in length, and from .55 to .6 in breadth.

- |   |                                  |
|---|----------------------------------|
| 1. North America.   | Salvin-Godman Coll.              |
| 8. North America ( <i>Henshaw Coll.</i> ).                        | Salvin-Godman Coll.              |
| 2. Eastern United States.   | Crowley Bequest.                 |
| 1. Massachusetts ( <i>T. M. Brewer: Tristram Coll.</i> ).         | Crowley Bequest.                 |
| 4. West Newbury, Massachusetts, 23rd May ( <i>G. E. Gilman</i> ). | W. Radcliffe Saunders, Esq. [P.] |

**Carpodacus californicus**, *Baird*.

*Carpodacus purpureus*, var. *californicus*, *Baird, Brewer & Ridgw. N. Amer. Birds*, i. p. 465 (1874); *Cooper, Bull. Nutt. Orn. C.* iii. p. 8 (1878).

*Carpodacus purpureus*, *Sharpe, Cat. Birds B. M.* xii. p. 409 (1888) [part.].

*Carpodacus purpureus californicus*, *Ridgw. Birds North & Middle Amer.* i. p. 130 (1901).

*Carpodacus californicus*, *Sharpe, Hand-l. v.* p. 265 (1908).

An egg of the Californian Rose-Finch is indistinguishable from those of *C. purpureus*. It measures .79 by .56.

- |                           |                                  |
|---------------------------|----------------------------------|
| 1. Western North America. | W. Radcliffe Saunders, Esq. [P.] |
|---------------------------|----------------------------------|

**Carpodacus cassini**, *Baird*.

(Plate X. fig. 19.)

*Carpodacus cassini*, *Sharpe, Cat. Birds B. M.* xii. p. 412 (1888); *Ridgw. Birds North & Middle Amer.* i. p. 126 (1901); *Sharpe, Hand-l. v.* p. 265 (1908).

Four eggs of Cassin's Rose-Finch are of a long pointed oval form and slightly glossy. They are either uniform pale blue or with a

few minute black markings about the larger end. They measure from .78 to .8 in length, and from .5 to .52 in breadth.

4. Rouse Co., Colorado, U.S.A., W. Radcliffe Saunders, Esq.  
24th May (*N. R. Christie*). [P.]

### *Carpodacus mexicanus* (*P. L. S. Müll.*).

*Carpodacus mexicanus*, *Sharpe, Cat. Birds B. M.* xii. p. 422 (1888)  
*Sharpe, Hand-l.* v. p. 265 (1908).

*Carpodacus mexicanus mexicanus*, *Ridgw. Birds of North & Middle Amer.* i. p. 131 (1901).

Two eggs of the Mexican Rose-Finch resemble those of *C. purpureus* described above. They measure respectively .72 by .56 and .75 by .55.

2. South-east Mexico. Crowley Bequest.

### *Carpodacus frontalis* (*Say*).

*Carpodacus frontalis*, *Baird, Brewer & Ridgw. N. Amer. Birds*, i. p. 465 (1874); *Coues, Birds N.-West*, p. 107 (1874); *Sharpe, Cat. Birds B. M.* xii. p. 420 (1888); *Nehr. Kat. Eiersamml.* p. 111 (1899); *Sharpe, Hand-l.* v. p. 265 (1908).

*Carpodacus mexicanus frontalis*, *Ridgw. Birds North & Middle Amer.* i. p. 137 (1901).

Eggs of the Crimson-fronted Rose-Finch are pale bluish-white, speckled and spotted, but almost entirely at the broad end, with deep chocolate-brown. One of the specimens in the Collection is of a narrow, pointed oval shape; another is of a broad, blunt oval form. They measure from .72 to .8 in length, and from .5 to .58 in breadth.

- |   |  |
|---|--|
| 1. North America ( <i>Smiths. Inst.</i> ).              | Salvin-Godman Coll.                    |
| 2. California ( <i>T. M. Brewer: Tristram Coll.</i> ).  | Salvin-Godman Coll. & Crowley Bequest. |
| 4. California.  | Crowley Bequest.                       |
| 2. San Francisco, California ( <i>T. Hepburn</i> ).     | H. E. Dresser, Esq. [E.].              |
| 8. San Diego, California, 5th May ( <i>M. Belden</i> ). | W. Radcliffe Saunders, Esq. [P.].      |
| 2. San Diego.   | W. Radcliffe Saunders, Esq. [P.].      |
| 1. Tucson, Arizona.                                     | Crowley Bequest.                       |
| 1. Texas ( <i>Nehr. Korn Coll.</i> ).                   | Crowley Bequest.                       |

### *Carpodacus clementis*, *Mearns*.

*Carpodacus clementis*, *Mearns, Auk*, xv. p. 258 (1898); *Sharpe, Hand-l.* v. p. 266 (1908).

*Carpodacus mexicanus clementis*, *Ridgw. Birds North & Middle Amer.* i. p. 140 (1901).

The eggs of the San Clemente Rose-Finch are of a blunt oval form and almost devoid of gloss. They are pale bluish-green, very sparingly speckled at the broad end with black and lilac. Four examples measure respectively: .73 by .57; .7 by .53; .7 by .53; .72 by .55.

4. Santa Cruz Island, Santa Barbara Islands, S. California, 8th May (R. H. Beck).  
Salvin-Godman Coll.

**Carpodacus amplus.** *Ridgw. ay.*

(Plate X. fig. 22.)

*Carpodacus amplus*, *Bryant, Bull. Cal. Ac. Sci.* no. 6. p. 293 (1887); *Sharpe, Cat. Birds B. M.* xii. p. 424 (1888); *Ridgw. Birds North & Middle Amer.* i. p. 142 (1901); *Sharpe, Hand-l.* v. p. 266 (1908).

Six eggs of the Guadalupe Rose-Finch are of a regular oval form and moderately glossy. They are pale bluish-green, sometimes plain, sometimes marked at the broad end with a few minute blackish specks. They measure from .8 to .82 in length, and from .6 to .62 in breadth.

6. Guadalupe Island, Lower California, 24th March.  
A. W. Anthony, Esq. [P.]

Genus **PROPASSER**, *Hodys.*

**Propasser thura**, *Bonap. & Schl.*

(Plate X. fig. 12.)

*Carpodacus thura*, *Sharpe, Cat. Birds B. M.* xii. p. 425 (1888); *Dresser, Man. Pal. Birds*, pt. i. p. 327 (1902).

*Propasser thura*, *Oates, Fauna Brit. Ind., Birds*, ii. p. 213 (1890); *id., ed. Hume, Nests & Eggs Ind. Birds*, ii. p. 152 (1890); *Sharpe, Hand-l.* v. p. 266 (1908).

*Carpodacus thura thura*, *Hartert, Vög. Pal. Faun.* pt. i. p. 101 (1903).

An egg of the White-browed Rose-Finch is of a greenish-blue colour, marked with a few brown specks at the broad end. It is of a regular oval shape, moderately glossy, and measures .89 by .61.

1. Darjiling, Sikhim, 1st Aug. Hume Coll.

Genus **LOXIA**, *Linu.*

**Loxia curvirostra.** *Linu.*

*Loxia curvirostra*, *Thien, Fortpflanz. ges. Vög.* tab. xxxvi. fig. 18, a-c (1845-54); *Baedeker, Eier Eur. Vög.* tab. 20. fig. 8 (1855-63); *Hewitson, Eggs of Brit. Birds*, i. p. 212, pl. liv. figs. ii & iii (1856); *Wheelwright, A Spring & Summ. in Lapl.* p. 301 (1871); *Dresser,*

- Birds Eur.* iv. p. 127 (1872); *Seebohm, Brit. Birds*, ii. p. 30, pl. 13 (1884); *Sharpe, Cat. Birds B. M.* xii. p. 435 (1888); *Seebohm, Eggs of Brit. Birds*, p. 234, pl. 56, fig. 1 (1896); *Rey, Eier Vög. Mitteleurop.* p. 311, pl. 42, figs. 26-29 (1900); *Dresser, Man. Pal. Birds*, pt. i. p. 339 (1902); *Newton, Ootheca Wolleyana*, pt. ii. p. 432 (1902); *Sharpe, Hand-l.* v. p. 269 (1908).
- Loxia curvirostra curvirostra*, *Hartert, Vög. Pal. Faun.* pt. ii. p. 117 (1904); *Journ. Eggs Europ. Birds*, p. 78, pl. 12, figs. 26-29 (1906).
- Loxia curvirostra anglica*, *Hartert, Vög. Pal. Faun.* pt. ii. p. 119 (1904); *Journ. Eggs Europ. Birds*, p. 77 (1906).
- Loxia anglica*, *Sharpe, Hand-l.* v. p. 269 (1908).
- Loxia curvirostra scotica*, *Hartert, Vög. Pal. Faun.* pt. ii. p. 120 (1904); *Journ. Eggs Europ. Birds*, p. 75, pl. 26, fig. 8 (1906).
- Loxia scotica*, *Sharpe, Hand-l.* v. p. 269 (1908).

Eggs of the Common Crossbill are usually of a regular oval form, but sometimes they are much pointed. They have a considerable amount of gloss. The ground-colour varies from white to pale greenish-blue, and this is marked, chiefly at the larger end, with spots, specks, small blotches, and short crooked lines of deep chocolate-brown or reddish-brown and underlying lilac. These markings sometimes form a wreath round the larger end of the egg, or an ill-defined cap, but as a rule they are sparse and scattered. Specimens measure from '8 to '96 in length, and from '6 to '68 in breadth.

- |   |                                     |
|---|-------------------------------------|
| 3. Ross-shire.  | Dr. R. Bowdler Sharpe<br>[P.]       |
| 4. Ross-shire, May.   | Dr. R. Bowdler Sharpe<br>[P.]       |
| 4. Scotsburn, Ross-shire, 2nd April<br>( <i>R. Macdonald</i> ).                 | Salvin-Godman Coll.                 |
| 3. Scotsburn, April ( <i>R. M.</i> ).   | Crowley Bequest.                    |
| 3. Balnagowan, Ross-shire, 30th<br>March ( <i>R. M. : Tristram<br/>Coll.</i> ). | Crowley Bequest.                    |
| 4. Balnagowan, 11th March ( <i>R. M.</i> ).                                     | Seebohm Coll.                       |
| 5. Cheviot Hills, 2nd June.   | W. Radcliffe Saunders, Esq.<br>[P.] |
| 4. Christiania, Norway, 23rd March<br>( <i>R. Collett</i> ).                    | Seebohm Coll.                       |
| 4. Sweden, 12th Feb. ( <i>H. Wheel-<br/>wright</i> ).                           | Gould Coll.                         |
| 3. Wermland, Sweden, 27th Feb.  | W. Radcliffe Saunders, Esq.<br>[P.] |
| 4. Wermland, 24th March.  | W. Radcliffe Saunders, Esq.<br>[P.] |
| 4. Wermland, 11th April.  | W. Radcliffe Saunders, Esq.<br>[P.] |
| 4. Carlstad, Wermland ( <i>H. W. :<br/>Tristram Coll.</i> ).                    | Crowley Bequest.                    |
| 4. Gardsjo, Sweden, 30th May<br>( <i>H. W.</i> ).                               | Crowley Bequest.                    |

*Loxia pityopsittacus*, *Borkh.*

- Loxia pityopsittacus*, *Thien. Fortpflanz. ges. Vög.* tab. xxxvi. fig. 17 a, b (1845-54); *Baedecker, Eier Eur. Vög.* tab. 76. fig. 12 (1855-63); *Dresser, Birds Eur.* iv. p. 121 (1872); *Rey, Eier Vög. Mitteleurop.* p. 310, pl. 42. fig. 25 (1900); *Dresser, Man. Pal. Birds*, pt. i. p. 340 (1902); *Newton, Ootheca Wolleyana*, pt. ii. p. 430 (1902); *Sharpe, Hand-l.* v. p. 270 (1909).
- Loxia curvirostra*, *Seebohm, Eggs of Brit. Birds*, p. 234, pl. 56. fig. 2 (1896).
- Loxia pityopsittacus*, *Hartert, Vög. Pal. Faun.* pt. ii. p. 122 (1904); *Jourd. Eggs Europ. Birds*, p. 79, pl. 12. fig. 25 (1906).

The eggs of the Parrot-Crossbill resemble those of *L. curvirostra* both in size and colour.

- |  |                                     |
|--|-------------------------------------|
| 2. Sweden.   | GoULD Coll.                         |
| 2. Sweden ( <i>H. Wheelwright</i> ).                       | Seebohm Coll.                       |
| 4. Wernland, 8th March ( <i>Meres</i> ).                   | Seebohm Coll.                       |
| 2. Wernland, 20th March ( <i>Meres</i> ).                  | Seebohm Coll.                       |
| 4. Wernland, 27th March ( <i>Meres</i> ).                  | Seebohm Coll.                       |
| 3. Wernland, 13th April ( <i>Meres</i> ).                  | Seebohm Coll.                       |
| 4. Wernland, 27th March.                                   | W. Radcliffe Saunders, Esq.<br>[P.] |
| 4. Wernland, 18th Feb. ( <i>Nilsson</i> ).                 | Crowley Bequest.                    |
| 3. Carlstad, Wernland ( <i>H. W.:<br/>Tristram Coll.</i> ) | Crowley Bequest.                    |
| 4. Nerike, Sweden, 30th March.                             | W. Radcliffe Saunders, Esq.<br>[P.] |

*Loxia bifasciata* (*Bechm.*)

- Loxia bifasciata*, *Seebohm, Brit. Birds*, ii. p. 37, pl. 19 (1884); *id.*, *Eggs of Brit. Birds*, p. 234, pl. 56. fig. 3 (1896); *Rey, Eier Vög. Mitteleurop.* p. 314, pl. 124. fig. 18 (1900); *Dresser, Man. Pal. Birds*, pt. i. p. 343 (1902); *Sharpe, Hand-l.* v. p. 270 (1909).
- Loxia leucoptera bifasciata*, *Hartert, Vög. Pal. Faun.* pt. ii. p. 123 (1904); *Jourd. Eggs Europ. Birds*, p. 81 (1906).

Eggs of the Two-barred Crossbill are similar to those of *L. curvirostra* but somewhat smaller. They measure from .8 to .89 in length, and from .56 to .6 in breadth.

- |   |                                     |
|---|-------------------------------------|
| 4. Archangel, N. Russia, 2nd April.         | Crowley Bequest.                    |
| 4. Archangel, 20th April.                   | W. Radcliffe Saunders, Esq.<br>[P.] |
| 3. Archangel, 14th May.                     | W. Radcliffe Saunders, Esq.<br>[P.] |
| 2. Petropavlovsk, Kamtchatka,<br>26th June. | W. Radcliffe Saunders, Esq.<br>[P.] |

*Loxia leucoptera*, *Gmel.*

- Loxia leucoptera*, *Sharpe, Cat. Birds B. M.* xii. p. 443 (1888); *Ridgw. Birds North & Middle Amer.* i. p. 53 (1901); *Dresser, Man. Pal. Birds*, pt. i. p. 342 (1902); *Sharpe, Hand-l.* v. p. 271 (1909).

Eggs of the White-winged Crossbill are similar to those of *L. curvirostra* but somewhat smaller. They measure from .78 to .85 in length, and from .53 to .6 in breadth.

- |  |                                     |
|--|-------------------------------------|
| 2. Labrador, 17th April.                                   | W. Radcliffe Saunders, Esq.<br>[P.] |
| 1. London, Western Canada ( <i>Tristram Coll.</i> ).       | Crowley Bequest.                    |
| 5. Pennsylvania, U.S.A., 3rd March ( <i>Field Coll.</i> ). | Crowley Bequest.                    |

### Genus PYRRHULA, *Briss.*

#### *Pyrrhula pyrrhula* (*Linn.*).

- Fringilla pyrrhula*, *Thien. Fortpflanz. ges. Vög.* p. 415, tab. xxxvi. fig. 3 a-c (1845-54).
- Pyrrhula vulgaris*, *Baedeker, Eier Eur. Vög.* tab. 20. fig. 7 (1855-63) [part.].
- Pyrrhula major*, *Dresser, Birds Eur.* iv. p. 97 (1876); *Seebohm, Eggs of Brit. Birds*, p. 237 (1896); *Dresser, Man. Pal. Birds*, pt. i. p. 334 (1902).
- Pyrrhula pyrrhula*, *Sharpe, Cat. Birds B. M.* xii. p. 446 (1888); *id. Hand-l.* v. p. 271 (1909).
- Pyrrhula pyrrhula major*, *Rey, Eier Vög. Mitteleurop.* p. 331, pl. 41. figs. 1-4 (1900).
- Pyrrhula pyrrhula pyrrhula*, *Hartert, Vög. Pal. Faun.* i. p. 93 (1903); *Jourd. Eggs Europ. Birds*, p. 71, pl. 9. figs. 1-4 (1906).

Eggs of the Northern Bullfinch are similar to those of *P. europæa* described below. They measure from .7 to .79 in length, and from .55 to .6 in breadth.

- |   |                                     |
|---|-------------------------------------|
| 4. Lapland, 1st June.                                   | W. Radcliffe Saunders, Esq.<br>[P.] |
| 5. Tornea, Lapland.                                     | W. Radcliffe Saunders, Esq.<br>[P.] |
| 6. Muonioniska, Lapland, 19th June.                     | W. Radcliffe Saunders, Esq.<br>[P.] |
| 2. Finland ( <i>Tristram Coll.</i> ).                   | Crowley Bequest.                    |
| 6. Reval, Baltic Provinces, 6th June ( <i>Russow</i> ). | Seebohm Coll.                       |

#### *Pyrrhula europæa*, *Vieill.*

- Pyrrhula vulgaris*, *Baedeker, Eier Eur. Vög.* tab. 20. fig. 7 (1855-63) [part.]; *Hewitson, Eggs of Brit. Birds*, i. p. 211, pl. liv. fig. i (1856); *Seebohm, Brit. Birds*, ii. p. 51, pl. 12 (1884); *id. Eggs of Brit. Birds*, p. 236, pl. 56. figs. 6 & 7 (1896).
- Pyrrhula europæa*, *Dresser, Birds Eur.* iv. p. 101 (1876); *Sharpe, Cat. Birds B. M.* xii. p. 447 (1888); *Dresser, Man. Pal. Birds*, pt. i. p. 333 (1902); *Sharpe, Hand-l.* v. p. 271 (1909).
- Pyrrhula pyrrhula minor*, *Rey, Eier Vög. Mitteleurop.* p. 332, pl. 41. figs. 5-8 (1900).

Pyrrhula pyrrhula europæa, *Hartert, Vög. Pal. Faun.* pt. i. p. 94 (1903);  
*Jour. Eggs Europ. Birds*, p. 69, pl. 9. figs. 5-8 (1906).

The eggs of the Common Bullfinch are of a pointed oval form and moderately glossy. The ground-colour is bluish-green, spotted and blotched with chocolate or reddish-brown and underlying lilac. The markings, which sometimes include short lines and streaks, are generally dense at the large end, where they form a zone or cap, and rather sparse elsewhere. The Collection contains a set of white eggs from Invermoriston. Specimens measure from .7 to .85 in length, and from .53 to .6 in breadth.

Three eggs from Cassel, Germany, are abnormally small. They measure respectively: .55 by .42; .59 by .49; and .62 by .5.

- |  |                                      |
|--|--------------------------------------|
| 5. Invermoriston, Inverness-shire,<br>22nd May ( <i>Hargitt Coll.</i> ). | Seebohm Coll.                        |
| 2. Lochend, Inverness-shire, 1st June<br>( <i>Hargitt Coll.</i> ).       | Seebohm Coll.                        |
| 3. Inverness, 11th May ( <i>Hargitt Coll.</i> ).                         | Seebohm Coll.                        |
| 1. Castle Eden, Durham ( <i>Tristram<br/>Coll.</i> ).                    | Crowley Bequest.                     |
| 4. Sparham, Norfolk, 26th May ( <i>F.<br/>Norgate</i> ).                 | Seebohm Coll.                        |
| 5. Sparham, 26th May ( <i>F. N.</i> ).                                   | Seebohm Coll.                        |
| 4. Cambridgeshire ( <i>J. Baker</i> ).                                   | Seebohm Coll.                        |
| 3. Luton Park, Bedfordshire, 28th<br>May.                                | Seebohm Coll.                        |
| 6. Luton Park, 28th May.   | Seebohm Coll.                        |
| 9. Middlesex.  | Salvin-Godman Coll.                  |
| 5. Wembley Hill, Middlesex, 4th<br>May.                                  | W. Radcliffe Saunders, Esq.<br>[P.]. |
| 4. Wembley Hill, 6th June.   | W. Radcliffe Saunders, Esq.<br>[P.]. |
| 5. Tilford, Surrey, June.  | Crowley Bequest.                     |
| 5. Tilford.  | Crowley Bequest.                     |
| 5. Kent ( <i>Hargitt Coll.</i> ).  | Seebohm Coll.                        |
| 5. Kent ( <i>Hargitt Coll.</i> ).  | Seebohm Coll.                        |
| 4. West Meon, Hants, 3rd June<br>( <i>S. H. Wallis</i> ).                | W. Radcliffe Saunders, Esq.<br>[P.]. |
| 5. Torquay, Devon, 1st June ( <i>H. P.<br/>Saunders</i> ).               | W. Radcliffe Saunders, Esq.<br>[P.]. |
| 5. Coblenz, Germany, 10th May.   | Salvin-Godman Coll.                  |
| 3. Cassel, Germany, 20th May.  | W. Radcliffe Saunders, Esq.<br>[P.]. |
| 3. Altenkirchen, Germany, 18th May.                                      | W. Radcliffe Saunders, Esq.<br>[P.]. |
| 3. Altenkirchen, 18th May.   | Seebohm Coll.                        |
| 6. Altenkirchen, 2nd June.   | Seebohm Coll.                        |

Clutch containing an egg of the Cuckoo (*Cuculus canorus*).

- |  |                                      |
|--|--------------------------------------|
| 3. Strawberry Hill, Surrey, 10th June. | W. Radcliffe Saunders, Esq.<br>[P.]. |
|--|--------------------------------------|

(Genus **PINICOLA**, *Vieill.*)***Pinicola enucleator* (Linn.).**

- Fringilla enucleator*, *Thien. Fortpflanz. ges. Vög.* p. 418, tab. xxxvi. fig. 1 (1845-54),  
*Corythus enucleator*, *Baedeker, Eier Eur. Vög.* tab. 20. fig. 11, tab. 76. fig. 11 (1855-63); *Wheelwright, A Spring & Summ. in Lapl.* p. 308 (1871).  
*Pyrrhula enucleator*, *Hewitson, Eggs of Brit. Birds*, i. p. 210\*, pl. liii\* (1856).  
*Pinicola enucleator*, *Dresser, Birds Eur.* iv. p. 111 (1874); *Sharpe, Cat. Birds B. M.* xii. p. 459 (1888) [part.]; *Rey, Eier Vög. Mitteleurop.* p. 334, pl. 41. figs. 13-17 (1900); *Newton, Ootheca Wolleyana*, pt. ii. p. 417, pl. xii. (1902); *Dresser, Man. Pal. Birds*, pt. i. p. 338 (1902); *Jourd. Eggs Europ. Birds*, p. 74, pl. 9. figs. 13-17 (1906); *Sharpe, Hand-l.* v. p. 273 (1909).  
*Loxia enucleator*, *Seebohm, Brit. Birds*, ii. p. 41, pl. 12 (1884); *id. Eggs of Brit. Birds*, p. 235, pl. 56. fig. 4 (1896).  
*Pinicola enucleator enucleator*, *Hartert, Vög. Pal. Faun.* pt. ii. p. 114 (1904).

Eggs of the Pine-Grosbeak are mostly of an elongate oval form and are usually rather glossy. The ground-colour is greenish-blue, boldly spotted and blotched with chocolate and reddish-brown and underlying lilac-grey. The markings are distributed over the entire shell, but they are denser and larger over the broader half of the egg, where they often form a zone and are more or less confluent. Specimens measure from .98 to 1.12 in length, and from .67 to .72 in breadth.

- |  |                                   |
|--|-----------------------------------|
| 2. Quickjock, Sweden ( <i>H. Wheelwright</i> ).            | Crowley Bequest.                  |
| 6. Lapland ( <i>J. Wolley</i> ).                           | Salvin-Godman Coll.               |
| 2. Lapland ( <i>H. W.: Hargitt Coll.</i> ).                | Seebohm Coll.                     |
| 4. Lapland ( <i>H. W.</i> ).                               | Seebohm Coll.                     |
| 4. Lapland ( <i>H. W.</i> ).                               | Seebohm Coll.                     |
| 3. Kyrrowara, Lapland, 10th June ( <i>Hargitt Coll.</i> ). | Seebohm Coll.                     |
| 4. Tornea, Lapland, June ( <i>Mees</i> ).                  | Crowley Bequest.                  |
| 4. Tornea, 24th June.                                      | W. Radcliffe Saunders, Esq. [P.]. |
| 4. Tornea, 19th June.                                      | W. Radcliffe Saunders, Esq. [P.]. |
| 5. Tornea, 24th May.                                       | W. Radcliffe Saunders, Esq. [P.]. |
| 4. Tornea, 28th May.                                       | W. Radcliffe Saunders, Esq. [P.]. |
| 4. Muonioniska, Lapland, 30th May.                         | D. Meinertzhagen, Esq. [P.].      |
| 3. Muonioniska, 12th June.                                 | Seebohm Coll.                     |
| 3. Muonioniska, 12th June.                                 | Seebohm Coll.                     |
| 4. Muonioniska, 13th June.                                 | W. Radcliffe Saunders, Esq. [P.]. |
| 2. Russian Lapland, 23rd June ( <i>J. W.</i> ).            | Seebohm Coll.                     |
| 2. Røgen Selka, 16th June.                                 | Crowley Bequest.                  |
| 2. Finland ( <i>J. W.: Tristram Coll.</i> ).               | Crowley Bequest.                  |
| 3. Kyrö, Finland, 23rd June ( <i>Tristram Coll.</i> ).     | Crowley Bequest.                  |



**Pinicola canadensis, Cab.**

- Pinicola enucleator*, *Sharpe, Cat. Birds B. M.* xii. p. 459 (1888) [part.];  
*Nehr. Kat. Eiersamml.* p. 111 (1899) [part.].  
*Pinicola enucleator canadensis*, *Ridgw. Birds North & Middle Amer.* i.  
 p. 60 (1901).  
*Pinicola canadensis*, *Sharpe, Hand-l.* v. p. 274 (1909).

An egg of the Canadian Pine-Grosbeak does not differ from that of *P. enucleator*. It measures 1.08 by .7.

1. Canada (*Nehrkorn*). Crowley Bequest.

Genus **URAGUS**, *Keys. & Blas.***Uragus sibiricus (Pall.)**

(Plate X. fig. 21.)

- Uragus sibiricus*, *Sharpe, Cat. Birds B. M.* xii. p. 464 (1888) *Nehr. Kat. Eiersamml.* p. 111 (1899); *Dresser, Man. Pal. Birds*, pt. i. p. 332 (1902); *Sharpe, Hand-l.* v. p. 274 (1909).  
*Uragus sibirica sibirica*, *Hartert, Vög. Pal. Faun.* pt. i. p. 86 (1903).

Eggs of the Long-tailed Rosefinch are of a pointed oval shape and slightly glossy. They are pale greenish-blue, sparingly spotted and marked round the larger end with black, and sometimes with a few pale grey undermarkings. They measure from .71 to .79 in length, and from .52 to .55 in breadth.

4. Dauria, 19th June. W. Radcliffe Saunders, Esq.  
 [P].  
 2. Dauria. Crowley Bequest.  
 2. Darasun, Dauria, June (*Dybowski; Tristram Coll.*). Crowley Bequest.

Genus **PYRRHULORHYNCHA**, *Giiglioli.***Pyrrhulorhyncha pyrrhuloides (Pall.)**

- Pyrrhulorhyncha pyrrhuloides*, *Sharpe, Cat. Birds B. M.* xii. p. 475 (1888); *id. Hand-l.* v. p. 275 (1909).  
*Schaenicola schaenicus pyrrhuloides*, *Rey, Eier Vög. Mitteleurop.* p. 293, pl. 123. fig. 3 (1904).  
*Emberiza pyrrhuloides*, *Dresser, Man. Pal. Birds*, pt. i. p. 372 (1902); *Jour. Eggs Europ. Birds*, p. 116, pl. 15. fig. 3 (1906).  
*Emberiza pyrrhuloides pyrrhuloides*, *Hartert, Vög. Pal. Faun.* pt. ii. p. 198 (1904).

Eggs of the Thick-billed Reed-Bunting are of a broad pointed oval shape and distinctly glossy. They closely resemble those of *Emberiza schaenicus*, and the ground-colour is purplish-grey, olive-grey or clay-colour, more or less heavily marked with twisted and knotted lines and spots of deep chocolate-brown which are often

blurred at the edges and shade off into the surrounding ground-colour. Pale violet-grey underlying markings are usually present. They measure from  $\cdot78$  to  $\cdot83$  in length, and from  $\cdot58$  to  $\cdot6$  in breadth.

- |                                   |                                     |
|-----------------------------------|-------------------------------------|
| 4. S.E. Europe.                   | Crowley Bequest.                    |
| 5. Orenburg, E. Russia, 20th May. | W. Radcliffe Saunders, Esq.<br>[P.] |
| 4. Orenburg, 25th May.            | W. Radcliffe Saunders, Esq.<br>[P.] |
| 2. Astrakhan, 28th April.         | Crowley Bequest.                    |

Genus **EMBERIZA**, *Briss.*

**Emberiza schœniclus**, *Linn.*

*Emberiza schœniclus*, *Thien. Fortpflanz. ges. Vög.* p. 369, tab. xxxiii. fig. 9, *a-c* (1845-54); *Hewitson, Eggs of Brit. Birds*, i. p. 187, pl. xlvii. fig. i (1856); *Seebohm & Harvie-Brown, Ibis*, 1876, p. 117; *Dresser, Birds Eur.* iv. p. 241 (1878); *Seebohm, Ibis*, 1878, p. 339; *id., Brit. Birds*, ii. p. 135, pl. 15 (1884); *Sharpe, Cat. Birds B. M.* xii. p. 480 (1888); *Seebohm, Eggs of Brit. Birds*, p. 248, pl. 57. figs. 13 & 14 (1896); *Dresser, Man. Pal. Birds*, pt. i. p. 370 (1902); *Jourd. Eggs Europ. Birds*, p. 113, pl. 14. figs. 2-6 (1906); *Sharpe, Hand-l. v.* p. 276 (1909).

*Schœnicola arundinacea*, *Baedeker, Eier Eur. Vög.* tab. 3. fig. 4 (1855-63).

*Schœnicola schœniclus*, *Rey, Eier Vög. Mitteleurop.* p. 292, pl. 38. figs. 2-6 (1900).

*Emberiza schœniclus schœniclus*, *Hartert, Vög. Pal. Faun.* pt. ii. p. 194 (1904).

Eggs of the Reed-Bunting are of a broad, pointed oval form and have a considerable amount of gloss. The ground-colour varies from olive-grey to a purplish-clay-colour, and is spotted and more or less covered with a tracery of coarse twisted and knotted lines of a dark purplish-brown colour, almost black at times. These spots and lines are frequently blurred at the edges and run into the surrounding ground-colour, and are coarser and more numerous at the larger end of the egg than elsewhere. The underlying markings consist of smaller spots and finer lines of violet-grey. As a rule there is a great uniformity among the eggs of this Bunting, but in one clutch from Tilford, the ground-colour of three of the eggs is pale greenish-blue, while in a fourth it is nearly pure white. The markings consist of spots and blotches of pale violet-grey and brownish-grey, and on three of the eggs there is an irregular black hairline across the broad end, where the markings are most numerous. They measure from  $\cdot7$  to  $\cdot85$  in length, and from  $\cdot54$  to  $\cdot6$  in breadth.

- |  |                                     |
|--|-------------------------------------|
| 5. Carlisle, Cumberland, 10th May.                               | W. Radcliffe Saunders, Esq.<br>[P.] |
| 5. Carlisle, June.   | W. Radcliffe Saunders, Esq.<br>[P.] |
| 5. Near Cluny, Ross-shire, 30th May<br>( <i>Hargitt Coll.</i> ). | Seebohm Coll.                       |

5. Corbie Loch, Aberdeenshire,  
14th May. W. Radcliffe Saunders, Esq.  
[P.]
5. Crieff, Perthshire, June. W. R. Ogilvie-Grant, Esq.  
[P.]
2. England. Old Collection.
5. England, 14th June (*Hargitt Coll.*). Seebohm Coll.
15. Cheshire (*P. Nicholson: Hargitt  
Coll.*). Seebohm Coll.
3. Little Eaton, Derbyshire, 9th May  
(*H. Seebohm*). Seebohm Coll.
5. Cambridgeshire. F. Bond, Esq. [P.]
5. Cambridgeshire. F. Bond, Esq. [P.]
4. Cambridgeshire. F. Bond, Esq. [P.]
2. Cambridgeshire. Salvin-Godman Coll.
5. Cambridge, 16th May (*O. Salvin*). Salvin-Godman Coll.
3. Haddenham, Bucks, 23rd May. Salvin-Godman Coll.
5. Haddenham. Salvin-Godman Coll.
2. Tilford, Surrey. Crowley Bequest.
4. Tilford. Crowley Bequest.
6. Queenwood (*P. Crowley*). Crowley Bequest.
3. Kent. Montagu Coll.
5. Opwey, nr. Weymouth, Dorset,  
29th May (*S. H. Wallis*). W. Radcliffe Saunders, Esq.  
[P.]
5. Valkenswaard, Holland, 14th  
May (*H. S.*). Seebohm Coll.
6. Valkenswaard, 16th May (*H. S.*). Seebohm Coll.
5. Valkenswaard, 21st May (*H. S.*). Seebohm Coll.
6. Valkenswaard, 21st May (*H. S.*). Seebohm Coll.
5. Varanger Fjord, Norway (*Nordvi*). Seebohm Coll.
6. Trondhjem, Norway, 30th June. W. Radcliffe Saunders, Esq.  
[P.]
1. Mukka-uoma, Lapland (*J. Wolley:  
Tristram Coll.*). Crowley Bequest.
5. Pomerania (*T. Holland*). Seebohm Coll.
5. Brunswick (*A. Nehrhorn*). Seebohm Coll.
4. Brandenburg, 2nd June. W. Radcliffe Saunders, Esq.  
[P.]
6. Petchora River, Lat.  $67\frac{1}{2}^{\circ}$  N.,  
19th June (*H. Seebohm &  
J. A. Harvie-Brown*). Seebohm Coll.
6. Petchora River, Lat.  $68^{\circ}$  N.,  
23rd June (*H. S. &  
J. A. H.-B.*). Seebohm Coll.
4. Yenesei River, Lat.  $70\frac{1}{2}^{\circ}$  N.,  
2nd July (*H. S.*). Seebohm Coll.

Clutches containing an egg of the Cuckoo (*Cuculus canorus*).

2. Staines, Middlesex, 3rd June. W. Radcliffe Saunders, Esq.  
[P.]
3. Offenbach, Germany, 2nd June. W. Radcliffe Saunders, Esq.  
[P.]

*Emberiza pallasi* (Cub.).

*Emberiza passerina*, Sharpe (nec Pall.), *Cat. Birds B. M.* xii. p. 485 (1888); *Nehrck. Kat. Eiersamml.* p. 111 (1899); *Dresser, Man. Pal. Birds*, pt. i. p. 371 (1902).

*Emberiza pallasi*, Hartert, *Vög. Pal. Faun.* pt. ii. p. 194 (1904); *Sharpe, Hand-l.* v. p. 277 (1909).

Eggs of Pallas's Bunting are similar to those of *E. schœniclus*. They measure from .7 to .75 in length, and from .55 to .57 in breadth.

- |  |                                      |
|--|--------------------------------------|
| 5. Irkutsk, E. Siberia, 3rd May.         | W. Radcliffe Saunders, Esq.<br>[P.]. |
| 2. Amur River ( <i>Nehrkorn Coll.</i> ). | Crowley Bequest.                     |

*Emberiza pusilla*, Pall.

*Emberiza pusilla*, Bree, *Birds Eur.* 2nd ed. iii. p. 173 (1875); *Seebohm & Harvie-Brown, Ibis*, 1876, p. 116; *Dresser, Birds Eur.* iv. p. 235 (1877); *Seebohm, Ibis*, 1878, p. 337; *id.*, *Brit. Birds*, ii. p. 144, pl. 15 (1884); *Sharpe, Cat. Birds B. M.* xii. p. 487 (1888); *Oates, Fauna Brit. Ind., Birds*, ii. p. 255 (1890); *Tacz. Faune Orn. Sibér. Orient.* p. 594 (1891); *Seebohm, Eggs of Brit. Birds*, p. 250, pl. 57, figs. 15 & 16 (1896); *Popham, Ibis*, 1897, p. 96; 1898, p. 503; *Nehrck. Kat. Eiersamml.* p. 112 (1899); *Dresser, Man. Pal. Birds*, pt. i. p. 363 (1902); *Hartert, Vög. Pal. Faun.* pt. ii. p. 188 (1904); *Jourd. Eggs Europ. Birds*, p. 112, pl. 15, fig. 6 (1906); *Sharpe, Hand-l.* v. p. 277 (1909).

*Schœnicola pusilla*, Rey, *Eier Vög. Mitteleurop.* p. 294, pl. 123, fig. 6 (1904).

The eggs of the Little Bunting are of a broad oval form, somewhat sharply pointed and slightly glossy. The ground-colour is variable. In some eggs it is lavender-grey; in others pale ashy-blue or pale green, and in others again pale pinkish-buff. The markings are more uniform, consisting of spots, streaks and twisted lines of rich purplish-brown or reddish-brown, so intense at times as to appear almost black. These surface-markings are more or less blurred at the edges and blend with the surrounding ground-colour. The underlying shell-markings consist of blotches and clouds of lavender- or lilac-grey. Numerous eggs measure from .65 to .79 in length, and from .52 to .6 in breadth.

- |   |                                      |
|---|--------------------------------------|
| 2. East Finmark, 22nd June ( <i>Nordvi</i> ).   | Seebohm Coll.                        |
| 2. Archangel, N. Russia, 22nd June.   | Crowley Bequest.                     |
| 5. Pinega, Archangel, 27th May.   | W. Radcliffe Saunders, Esq.<br>[P.]. |
| 2. Petchora River, Lat. 68° N., 23rd June ( <i>H. Seebohm &amp; J. A. Harvie-Brown</i> ). | Seebohm Coll.                        |
| 6. Yenesei River, Lat. 67° N., 6th June ( <i>H. S.</i> ).                                 | Seebohm Coll.                        |
| 5. Yenesei River, Lat. 66½° N., 23rd June ( <i>H. S.</i> ).                               | Seebohm Coll.                        |

- |  |                  |
|--|------------------|
| 3. Yenesei River, Lat. 66½° N., 27th<br>June ( <i>H. S.</i> ). | Seebohm Coll.    |
| 3. Yenesei River, Lat. 67° N., 30th<br>June ( <i>H. S.</i> ).  | Seebohm Coll.    |
| 1. Amur River ( <i>Nehrkorn Coll.</i> ).                       | Crowley Bequest. |

### *Emberiza rustica, Pall.*

*Hypocentor rusticus*, *Baedeker, Eier Eur. Vög.* tab. 12. fig. 13; tab. 76. fig. 10 (1855-63).

*Emberiza rustica*, *Bree, Birds Eur.* 2nd ed. iii. p. 157, pl. (1875); *Dresser, Birds Eur.* iv. p. 229 (1877); *Seebohm, Brit. Birds*, ii. p. 140, pl. 15 (1884); *Sharpe, Cat. Birds B. M.* xii. p. 490 (1888); *Tacz. Faune Orn. Sibér. Orient.* p. 572 (1891); *Seebohm, Eggs of Brit. Birds*, p. 249, pl. 5s. fig. 5 (1896); *Newton, P. Z. S.* 1897, p. 893, pl. li. figs. 8 & 9; *Nehrk. Kat. Eiersamml.* p. 112 (1899); *Dresser, Man. Pal. Birds*, pt. i. p. 362 (1902); *Hartert, Vög. Pal. Faun.* pt. ii. p. 188 (1904); *Jourd. Eggs Europ. Birds*, p. 111, pl. 14. fig. 7 (1906); *Sharpe, Hand-l. v.* p. 277 (1909).

*Euspiza rustica*, *Rey, Eier Vög. Mitteleurop.* p. 297, pl. 38. fig. 7 (1900).

Eggs of the Rustic Bunting are of a blunt oval shape and moderately glossy. Two eggs have the ground-colour pale greyish-green, mottled all over with two shades of greenish-brown and a black hair-line across the larger end. Under these markings, which are very thickly disposed over the shell, may be detected traces of underlying greyish spots. Eight eggs have the ground-colour pale blue or greenish-blue, spotted and blotched, especially towards the larger end, with olive-brown and lavender-grey, the latter colour forming a more or less distinct zone round the broad end. They measure from .78 to .81 in length, and from .55 to .61 in breadth.\*

- |                                     |                                     |
|-------------------------------------|-------------------------------------|
| 2. Archangel, N. Russia, 16th June. | Seebohm Coll.                       |
| 4. Archangel, 3rd June.             | Crowley Bequest.                    |
| 4. Pinega, Archangel, 20th June.    | W. Radcliffe Saunders, Esq.<br>[P.] |

### *Emberiza fucata, Pall.*

(Plate XI. figs. 1-4.)

*Emberiza fucata*, *Sharpe, Cat. Birds B. M.* xii. p. 493 (1888); *Tacz. Faune Orn. Sibér. Orient.* p. 577 (1891); *Nehrk. Kat. Eiersamml.* p. 112 (1899); *Dresser, Man. Pal. Birds*, pt. i. p. 360 (1902); *La Touche, Ibis*, 1906, p. 631; *Sharpe, Hand-l. v.* p. 277 (1909).

*Emberiza fucata fucata*, *Hartert, Vög. Pal. Faun.* pt. ii. p. 187 (1904).

Eggs of the Grey-headed Bunting vary from a broad oval to a

\* Baedeker's figures of the eggs of this Bunting are good, but Bree's reproduction of one of them is altogether wrong and unrecognizable. Mr. Dresser's description of the eggs in the 'Birds of Europe' applies to those of some other species of Bunting, and he was evidently misled by his correspondent. He subsequently obtained genuine eggs. (*Cf. Newton, l. c.*)

nearly circular form and are distinctly glossy. The ground-colour is white or yellowish-white and the markings are of two types. In five clutches the entire surface of the shell is more or less thickly and finely mottled all over with dull reddish-brown or purplish-brown and underlying violet-grey. In two other clutches the markings take the form of distinct spots and small blotches of reddish-brown and pale lilac, and one has additional fine irregular lines and spots of burnt-sienna. They measure from .72 to .82 in length, and from .58 to .65 in breadth. The roundest egg measures .75 by .65.

- |  |                                   |
|--|-----------------------------------|
| 1. Amur River, E. Siberia ( <i>Dybowski: Tristram Coll.</i> ). | Crowley Bequest.                  |
| 1. Amur River ( <i>Nehr Korn Coll.</i> ).                      | Crowley Bequest.                  |
| 5. Chin-kiang, China, 28th May.                                | C. B. Rickett, Esq. [P.].         |
| 4. Chin-kiang, 28th June.                                      | J. D. La Touche, Esq. [C.].       |
| 4. Chin-kiang, 2nd July.                                       | J. D. La Touche, Esq. [C.].       |
| 5. Fujiyama, Hondo, Japan, 1st July.                           | W. Radcliffe Saunders, Esq. [P.]. |
| 5. Fujiyama, 29th June.  | W. Radcliffe Saunders, Esq. [P.]. |

### *Emberiza arcuata*, Sharpe.

(Plate XI. fig. 5.)

- Emberiza arcuata*, Sharpe, *Cat. Birds B. M.* xii. p. 494 (1888); *Dresser, Man. Pal. Birds*, pt. i. p. 361 (1902); *Sharpe, Hand-l.* v. p. 278 (1909).  
*Emberiza fucata*, Oates, *Fauna Brit. Ind., Birds*, ii. p. 252 (1890); *id., ed. Hume, Nests & Eggs Ind. Birds*, ii. p. 166 (1890).  
*Emberiza fucata arcuata*, Hartert, *Vög. Pal. Faun.* pt. ii. p. 187 (1904).

Two eggs of the Himalayan Grey-headed Bunting taken at Simla are of a regular oval or pointed oval shape and moderately glossy. They are pale greenish-grey, densely speckled and mottled all over with very pale umber-brown and underlying grey. The markings are more dense at the large end than elsewhere and form an ill-defined cap. They measure respectively: .85 by .57; .79 by .56.

- |                           |            |
|---------------------------|------------|
| 2. Simla, Himalaya, June. | Hume Coll. |
|---------------------------|------------|

### *Emberiza elegans*, Temm.

- Emberiza elegans*, Radde, *Reis. Siberia*, ii, p. 165, pl. v. (1863); *Sharpe, Cat. Birds B. M.* xii. p. 497 (1888); *Nehr. Kat. Eiersamml.* p. 122 (1899); *Dresser, Man. Pal. Birds*, pt. i. p. 355 (1902); *Hartert, Vög. Pal. Faun.* pt. ii. p. 174 (1904); *Sharpe, Hand-l.* v. p. 278 (1909).

Two eggs of the Yellow-throated Bunting are of a rather broad and somewhat pointed oval shape and very glossy. The ground-colour is whitish faintly clouded with lilac-grey, and somewhat

sparingly marked with small spots and a few irregular lines of deep chocolate-brown. They measure respectively  $\cdot 73$  by  $\cdot 59$  and  $\cdot 79$  by  $\cdot 6$ .

2. Amur River (*Nehr Korn Coll.*). Crowley Bequest.

### *Emberiza chrysophrys*, *Pall.*

(Plate XI. figs. 6 & 7.)

*Emberiza chrysophrys*, *Sharpe, Cat. Birds B. M.* xii. p. 498 (1888); *Dresser, Man. Pal. Birds*, pt. i. p. 356 (1902); *Hartert, Vög. Pal. Faun.* pt. ii. p. 189 (1904); *Jourd. Eggs Europ. Birds*, p. 113 (1906); *Sharpe, Hand-l.* v. p. 278 (1909).

Three out of the four eggs of the Yellow-browed Bunting in the Collection are very similar to the eggs in the last-mentioned clutch of *E. fucata*, described above. They are of a very broad oval shape and distinctly glossy. The ground-colour is white, clouded with pale lilac-grey, and smudged with pale umber-brown and with irregular lines, dashes, and spots of dark umber-brown. In the fourth egg (fig. 6) the whole surface is heavily clouded with pale umber-brown, the lilac-grey markings being hardly apparent, though the dark markings are similar to those in the other three eggs of the clutch. They measure from  $\cdot 68$  to  $\cdot 73$  in length, and from  $\cdot 57$  to  $\cdot 58$  in breadth.

4. Sidemi, E. Siberia, 10th June. W. Radcliffe Saunders, Esq.  
[P.]

### *Emberiza flaviventris* (*Steph.*).

*Emberiza flaviventris*, *Sharpe, Cat. Birds B. M.* xii. p. 499 (1888); *Nehr. Kat. Eiersamml.* p. 112 (1899); *Stark, Fauna S. Afr., Birds*, i. p. 184 (1900); *Shelley, Birds Afr.* iii. p. 143 (1902); *Reichenow, Vög. Afr.* iii. p. 284 (1904); *Haagner & Ivy, Journ. S. African Orn. Union* (2) i. no. 1, pl. iii. fig. 3 (1907); *Sharpe, Hand-l.* v. p. 278 (1909).

An egg of the Golden-breasted Bunting is of a rather broad and pointed oval form and very glossy. It is very pale bluish-white, wreathed round the larger end with a tracery of fine irregular lines and markings of dark chocolate-brown and lilac-grey. It measures  $\cdot 79$  by  $\cdot 59$ .

Stark describes the eggs of this species as being "white thickly marked all over with scrawls and hair-like zigzag lines of very dark purplish-brown or black."

1. Grahamstown, South Africa. A. Haagner & R. H. Ivy, Esqs.  
[P.]

*Emberiza melanocephala*, Scop.

- Emberiza melanocephala*, *Thien. Fortpflanz. ges. Vög.* p. 360, tab. xxxiii. fig. 3, *a-c* (1845-54); *Dresser. Birds Eur.* iv. p. 151 (1872); *Bree, Birds Eur.* 2nd ed. iii. p. 133, pl. (1875); *Seebohm, Brit. Birds*, ii. p. 165, pl. 15 (1884); *Sharpe, Cat. Birds B. M.* xii. p. 503 (1888); *Oates, Fauna Brit. Ind., Birds*, ii. p. 261 (1890); *Seebohm, Eggs of Brit. Birds*, p. 254, pl. 58. figs. 6 & 7 (1896); *Dresser, Man. Pal. Birds*, pt. i. p. 346 (1902); *Hartert, Vög. Pal. Faun.* pt. ii. p. 170 (1904); *Jourd. Eggs Europ. Birds*, p. 101, pl. 14. figs. 12-15 (1906); *Sharpe, Hand-l.* v. p. 279 (1909).
- Euspiza melanocephala*, *Baedeker, Eier Eur. Vög.* tab. 3. fig. 9 (1855-63); *Rey, Eier Vög. Mitteleurop.* p. 298, pl. 38. figs. 12-16 (1900).

The eggs of the Black-headed Bunting vary in shape from a broad to an excessively long narrow oval and are moderately glossy. They are very pale greenish-blue, varying somewhat in shade, speckled and spotted all over with dull reddish-brown and underlying lavender-grey, the markings being more dense at the larger end. On some eggs the spots are large and might almost be termed blotches; on others they are all fine; while sometimes both large and small markings are combined on the same specimen. The eggs vary greatly in size, measuring from .82 to 1.03 in length, and from .6 to .7 in breadth.

- |   |                                     |
|---|-------------------------------------|
| 4. Montenegro, 15th June.   | W. Radcliffe Saunders, Esq.<br>[P.] |
| 1. Dalmatia.  | Dr. Thienemann.                     |
| 5. Greece ( <i>T. Krüper</i> ).   | Crowley Bequest.                    |
| 5. Greece ( <i>T. K.</i> ).   | Crowley Bequest.                    |
| 4. Missolonghi, Greece, 3rd June<br>( <i>W. H. Simpson: Tristram Coll.</i> ). | Crowley Bequest.                    |
| 1. Attica, Greece, 20th May ( <i>T. K.</i> ).                                 | Seebohm Coll.                       |
| 2. Attica, 27th May ( <i>T. K.</i> ).   | Seebohm Coll.                       |
| 1. Attica, 1st June ( <i>T. K.</i> ).   | Seebohm Coll.                       |
| 4. Attica, 1st June ( <i>T. K.</i> ).   | Crowley Bequest.                    |
| 4. Attica, 4th June.  | W. Radcliffe Saunders, Esq.<br>[P.] |
| 3. Skopelos I., Greece, 1st June.   | W. Radcliffe Saunders, Esq.<br>[P.] |
| 4. Skopelos I., 1st June.   | W. Radcliffe Saunders, Esq.<br>[P.] |
| 4. Parnassus, Greece, May ( <i>H. Seebohm</i> ).                              | Seebohm Coll.                       |
| 3. Parnassus, 17th May ( <i>H. S.</i> ).                                      | Seebohm Coll.                       |
| 6. Parnassus, 18th May ( <i>H. S.</i> ).                                      | Seebohm Coll.                       |
| 4. Parnassus, 19th May ( <i>H. S.</i> ).                                      | Seebohm Coll.                       |
| 6. Parnassus, 19th May ( <i>H. S.</i> ).                                      | Seebohm Coll.                       |
| 7. Parnassus, 21st May ( <i>H. S.</i> ).                                      | Seebohm Coll.                       |
| 3. Parnassus, 21st May ( <i>H. S.</i> ).                                      | Seebohm Coll.                       |
| 3. Parnassus, 21st May ( <i>H. S.</i> ).                                      | Seebohm Coll.                       |
| 6. Parnassus, 21st May ( <i>H. S.</i> ).                                      | Seebohm Coll.                       |
| 2. Parnassus, 21st May ( <i>H. S.</i> ).                                      | Seebohm Coll.                       |
| 3. Parnassus, 21st May ( <i>H. S.</i> ).                                      | Seebohm Coll.                       |



- |   |                                      |
|---|--------------------------------------|
| 3. Parnassus, 21st May ( <i>H. S.</i> ).  | Seebohm Coll.                        |
| 6. Parnassus, 21st May ( <i>H. S.</i> ).  | Seebohm Coll.                        |
| 4. Asia Minor, 4th June.                  | Seebohm Coll.                        |
| 4. Asia Minor, 4th June.                  | Seebohm Coll.                        |
| 5. Smyrna, 16th May ( <i>T. Krüper</i> ). | Seebohm Coll.                        |
| 3. Smyrna, 17th May ( <i>T. K.</i> ).     | Seebohm Coll.                        |
| 4. Smyrna, 18th May ( <i>T. K.</i> ).     | Seebohm Coll.                        |
| 2. Smyrna, 25th May ( <i>T. K.</i> ).     | Seebohm Coll.                        |
| 5. Smyrna, 1st June ( <i>T. K.</i> ).     | Seebohm Coll.                        |
| 1. Smyrna, 2nd June ( <i>T. K.</i> ).     | Seebohm Coll.                        |
| 4. Baluchistan, 3rd May.                  | W. Radcliffe Saunders, Esq.<br>[P.]. |

(Clutch containing an egg of the Cuckoo (*Cuculus canorus*).

- |                            |                                      |
|----------------------------|--------------------------------------|
| 3. South Russia, 30th May. | W. Radcliffe Saunders, Esq.<br>[P.]. |
|----------------------------|--------------------------------------|

### *Emberiza luteola*, *Sparrm.*

- Emberiza luteola*, *Scully, Stray Feath.* iv. p. 167 (1876); *Sharpe, Cat. Birds B. M.* xii. p. 506 (1888); *Oates, Fauna Brit. Ind., Birds*, ii. p. 262 (1888); *Dresser, Birds Eur.* ix. (*Suppl.*) p. 211 (1895); *Nelrk. Kat. Eiersamml.* p. 112 (1899); *Dresser, Man. Pal. Birds*, pt. i. p. 347 (1902); *id., Ibis*, 1904, p. 109, pl. iii. figs. 7-9; *Hartert, Vög. Pal. Faun.* pt. ii. p. 171 (1904); *Jourd. Eggs Europ. Birds*, p. 102, pl. 14. figs. 10, 11 (1906); *Sharpe, Hand-l.* v. p. 279 (1909).
- Euspiza luteola*, *Wardlaw-Ramsay, Ibis*, 1880, p. 66; *Rey, Eier Vög. Mitteleurop.* p. 299, pl. 38. figs. 10, 11 (1900).

Eggs of the Red-headed Bunting closely resemble those of *E. melanocephala*. They are of a broad oval shape and have a considerable amount of gloss. The ground-colour is very faint bluish-white, minutely speckled or spotted all over with umber-brown and underlying lilac-grey, the markings in some specimens forming an irregular wreath round the broad end. They measure from .78 to .90 in length, and from .57 to .63 in breadth.

- |  |                                      |
|--|--------------------------------------|
| 2. Askabad, 25th May.                                      | W. Radcliffe Saunders, Esq.<br>[P.]. |
| 2. Afghanistan, 19th June ( <i>R. G. Wardlaw-Ramsay</i> ). | Seebohm Coll.                        |
| 3. Issyk-kul, Turkestan, 17th May.                         | W. Radcliffe Saunders, Esq.<br>[P.]. |
| 2. Saisan-nor, Turkestan, 1st May.                         | Crowley Bequest.                     |
| 2. Saisan-nor, 8th June.                                   | Crowley Bequest.                     |

### *Emberiza aureola*, *Pall.*

- Hypocentor aureola*, *Baedecker, Eier Eur. Vög.* tab. 12. fig. 11 (1855-63).
- Euspiza aureola*, *Baedecker, J. f. O.* 1856, p. 33, tab. ii. fig. 15; *Tacz. Faune Orn. Sibér. Orient.* p. 603 (1891); *Rey, Eier Vög. Mitteleurop.* p. 296, pl. 38. figs. 8, 9 (1900).
- Emberiza aureola*, *Dresser, Birds Eur.* iv. p. 223 (1871); *Bree, Birds Eur.* 2nd ed. iii. p. 164, pl. (1875); *Sharpe, Cat. Birds B. M.* xii. p. 509 (1888); *Oates, Fauna Brit. Ind., Birds*, ii. p. 259 (1890); *Nelrk. Kat. Eiersamml.* p. 112 (1899); *Dresser, Man. Pal. Birds*.

pt. i. p. 349 (1902); *Hartert, Vög. Pal. Faun.* pt. ii. p. 173 (1904); *Jourd. Eggs Europ. Birds*, p. 103, pl. 14. figs. 8, 9 (1906); *Sharpe, Hand-l.* v. p. 279 (1909).

The eggs of the Yellow-breasted Bunting are mostly of a broad oval form and have a considerable amount of gloss. They are very variable. Some are quite inseparable from eggs of *E. schoeniclus*. Others are greyish-green, blotched and smeared with two shades of olive-brown, and some underlying lavender-grey, and with some spots and short lines of deep brown or black. Others again are purplish-grey marked with spots, specks, and lines of deep purplish-brown and clouds and smears of lilac-grey. They measure from .72 to .85 in length, and from .58 to .62 in breadth.

- |    |   |                                     |
|----|---|-------------------------------------|
| 3. | Archangel, Russia ( <i>Nordvi</i> ).              | Seebohm Coll.                       |
| 1. | South Russia ( <i>Tristram Coll.</i> ).           | Crowley Bequest.                    |
| 5. | Moscow, 9th June ( <i>Lorenz</i> ).               | Seebohm Coll.                       |
| 2. | Darasun, Dauria, S. Siberia ( <i>Dybowski</i> ).  | Seebohm Coll.                       |
| 2. | Darasun ( <i>Dybowski</i> ).                      | Seebohm Coll.                       |
| 3. | Krasnoyarsk, Siberia, 9th June ( <i>Kibort</i> ). | Seebohm Coll.                       |
| 5. | Krasnoyarsk, 9th June ( <i>Kibort</i> ).          | Seebohm Coll.                       |
| 4. | Krasnoyarsk, 24th June ( <i>Kibort</i> ).         | Seebohm Coll.                       |
| 4. | Krasnoyarsk, 8th June.                            | W. Radcliffe Saunders, Esq.<br>[P.] |
| 3. | Krasnoyarsk, 8th June.                            | W. Radcliffe Saunders, Esq.<br>[P.] |
| 6. | Krasnoyarsk, 13th June.                           | W. Radcliffe Saunders, Esq.<br>[P.] |
| 1. | Altai Mountains ( <i>Tancré</i> ).                | Seebohm Coll.                       |
| 2. | East Siberia ( <i>Dybowski: Tristram Coll.</i> ). | Crowley Bequest.                    |
| 5. | Saporo, Yezo, Japan, 15th June.                   | W. Radcliffe Saunders, Esq.<br>[P.] |

### *Emberiza citrinella*, Linn.

*Emberiza citrinella*, *Thien. Fortpflanz. ges. Vög.* p. 363, tab. xxxiii. fig. 4, a-d (1845-54); *Baedeker, Eier Eur. Vög.* tab. 3. fig. 8 (1855-63); *Hewitson, Eggs of Brit. Birds*, i. p. 188, pl. xlvii. fig. ii (1856); *Dresser, Birds Eur.* iv. p. 171 (1871) [part.]; *Seebohm, Brit. Birds*, ii. p. 160, pl. 13 (1884); *Sharpe, Cat. Birds. B. M.* xii. p. 515 (1888) [part.]; *Seebohm, Eggs of Brit. Birds*, p. 253, pl. 58. figs. 3 & 4 (1896); *Rey, Eier Vög. Mitteleurop.* p. 284, pl. 37. figs. 6-11 (1900); *Dresser, Man. Pal. Birds*, pt. i. p. 353 (1902); *Jourd. Eggs Europ. Birds*, p. 98, pl. 13. figs. 6-11 (1906); *Sharpe, Hand-l.* v. p. 279 (1909).

*Emberiza citrinella citrinella*, *Hartert, Vög. Pal. Faun.* pt. ii. p. 167 (1904).

The eggs of the Yellow Bunting or Yellow Ammer are of a broad oval form and are frequently highly glossy. The ground-colour varies from purplish-white to pale pinkish-buff. The markings consist chiefly of spots and an intricate network of lines of a deep purplish-brown or black. The spots are generally small

and few in number; the lines vary in thickness from that of the finest hair to that of an ordinary pin and are distributed in a very irregular manner over the whole shell, but they are more numerous and more tangled at the broad end of the egg than elsewhere. The shell-markings, which are sometimes very prominent, are pearly-grey in colour and in some specimens consist of clouds and smears, causing a marbled appearance, and in others of specks and fine lines only. The eggs measure from  $\cdot 8$  to  $\cdot 95$  in length, and from  $\cdot 6$  to  $\cdot 68$  in breadth.

Some curious abnormally shaped eggs of this species were received in the Crowley Bequest.

- |   |                                     |
|---|-------------------------------------|
| 3. Lochend, Inverness-shire ( <i>Hargitt Coll.</i> ).                   | Seebohm Coll.                       |
| 3. Lochend ( <i>Hargitt Coll.</i> ).                                    | Seebohm Coll.                       |
| 4. Lochend ( <i>Hargitt Coll.</i> ).                                    | Seebohm Coll.                       |
| 5. England.   | Old Collection.                     |
| 5. Burgh-by-Sands, Carlisle, Cumberland, 1st June.                      | W. Radcliffe Saunders, Esq.<br>[P.] |
| 5. Stanwix, Carlisle, 6th June ( <i>T. Peal</i> ).                      | W. Radcliffe Saunders, Esq.<br>[P.] |
| 4. Keswick, Cumberland.   | Seebohm Coll.                       |
| 5. Scarborough, Yorkshire, May.   | W. Radcliffe Saunders, Esq.<br>[P.] |
| 6. Scarborough, 26th June.  | W. Radcliffe Saunders, Esq.<br>[P.] |
| 5. Sparham, Norfolk, 20th May ( <i>F. Norgate</i> ).                    | Seebohm Coll.                       |
| 3. Sparham, June ( <i>F. N.</i> ).                                      | Seebohm Coll.                       |
| 4. Cambridgeshire.  | F. Bond, Esq. [P.]                  |
| 6. Cambridgeshire.  | F. Bond, Esq. [P.]                  |
| 5. Gog Magog Hills, Cambridge, 23rd May.                                | Salvin-Godman Coll.                 |
| 5. Tilford, Surrey.   | Crowley Bequest.                    |
| 4. Tilford.   | Crowley Bequest.                    |
| 2. Churt, Surrey.   | Crowley Bequest.                    |
| 1. Churt.   | Crowley Bequest.                    |
| 7. Epping Forest, Essex.  | Salvin-Godman Coll.                 |
| 3. Bentley, Hampshire, 26th April ( <i>Hargitt Coll.</i> ).             | Seebohm Coll.                       |
| 3. Little Haven Wood, Pembroke, 27th April.                             | W. Radcliffe Saunders, Esq.<br>[P.] |
| 4. Dingdong, Penzance, 1st June.  | W. Radcliffe Saunders, Esq.<br>[P.] |
| 5. Two mile Copse, nr. Weymouth, Dorset, 7th June ( <i>R. Wallis</i> ). | W. Radcliffe Saunders, Esq.<br>[P.] |
| 4. Valkenswaard, Holland, 14th May ( <i>H. Seebohm</i> ).               | Seebohm Coll.                       |
| 5. Valkenswaard, 14th May ( <i>H. S.</i> ).                             | Seebohm Coll.                       |
| 5. Valkenswaard, 16th May ( <i>H. S.</i> ).                             | Seebohm Coll.                       |
| 3. Valkenswaard, 16th May ( <i>H. S.</i> ).                             | Seebohm Coll.                       |
| 5. Valkenswaard, 21st May ( <i>H. S.</i> ).                             | Seebohm Coll.                       |
| 4. Valkenswaard, 25th May ( <i>H. S.</i> ).                             | Seebohm Coll.                       |
| 3. Valkenswaard, 29th May ( <i>H. S.</i> ).                             | Seebohm Coll.                       |
| 3. Valkenswaard, 29th May ( <i>H. S.</i> ).                             | Seebohm Coll.                       |
| 4. Pometania ( <i>T. Holland</i> ).                                     | Seebohm Coll.                       |

- |    |   |                                     |
|----|---|-------------------------------------|
| 5. | Pomerania, 4th May ( <i>T. II.</i> ).   | Seebohm Coll.                       |
| 6. | Pomerania, 10th May ( <i>T. II.</i> ).  | Seebohm Coll.                       |
| 5. | Pomerania, 11th June ( <i>T. II.</i> ). | Seebohm Coll.                       |
| 5. | Pomerania, 25th June ( <i>T. II.</i> ). | Seebohm Coll.                       |
| 5. | Spandau, Berlin, Germany, 5th May.      | W. Radcliffe Saunders, Esq.<br>[P.] |
| 5. | Szigetesép, Hungary, 20th May.          | W. Radcliffe Saunders, Esq.<br>[P.] |
| 5. | Szigetesép, 11th June.                  | W. Radcliffe Saunders, Esq.<br>[P.] |
| 3. | Szigetesép, 12th June.                  | W. Radcliffe Saunders, Esq.<br>[P.] |

Clutches containing an egg of the Cuckoo (*Cuculus canorus*).

- |    |   |                                     |
|----|---|-------------------------------------|
| 3. | Faversham, Kent, 1st July.                            | W. Radcliffe Saunders, Esq.<br>[P.] |
| 3. | Tollar, Dorset, 4th June.                             | W. Radcliffe Saunders, Esq.<br>[P.] |
| 3. | Neudorf, Moravia, 2nd May.                            | W. Radcliffe Saunders, Esq.<br>[P.] |
| 1. | Padochan, Moravia, 19th May.                          | W. Radcliffe Saunders, Esq.<br>[P.] |
| 3. | Oslawan, Moravia, 19th May<br>( <i>F. A. Cerwa</i> ). | W. Radcliffe Saunders, Esq.<br>[P.] |
| 4. | Oslawan, 27th May ( <i>F. A. C.</i> ).                | W. Radcliffe Saunders, Esq.<br>[P.] |
| 2. | Oslawan, June ( <i>F. A. C.</i> ).                    | W. Radcliffe Saunders, Esq.<br>[P.] |
| 1. | Oslawan, 9th June ( <i>F. A. C.</i> ).                | W. Radcliffe Saunders, Esq.<br>[P.] |
| 2. | Oslawan, 13th June ( <i>F. A. C.</i> ).               | W. Radcliffe Saunders, Esq.<br>[P.] |

### *Emberiza sulphurata*, Temm. & Schl.

(Plate XI. fig. 8.)

*Emberiza sulphurata*, *Blakist. & Pryer, Birds Japan*, p. 171 (1882); *Sharpe, Cat. Birds B. M.* xii. p. 519 (1888); *Seebohm, Birds Japan. Emp.* p. 135 (1890); *Nehrke, Kat. Eiersamml.* p. 112 (1899); *Dresser, Man. Pal. Birds*, pt. i. p. 351 (1902); *Hartert, Vög. Pal. Faun.* pt. ii. p. 178 (1904); *Sharpe, Hand-l.* v. p. 280 (1909).

The eggs of Siebold's Bunting are of an ordinary oval shape and more or less glossy. They are of a pale brownish-white colour, smeared and mottled with lavender-grey and pale brown, and also marked with spots, streaks, and short twisted lines of chocolate-brown, the edges of which more or less blend with the surrounding colours. Specimens measure from ·72 to ·78 in length, and from ·55 to ·6 in breadth.

- |    |                                   |                                     |
|----|-----------------------------------|-------------------------------------|
| 3. | Japan ( <i>H. Pryer</i> ).        | Seebohm Coll.                       |
| 3. | Japan ( <i>H. P.</i> ).           | Seebohm Coll.                       |
| 5. | Fujiyama, Hondo, Japan, 6th June. | W. Radcliffe Saunders, Esq.<br>[P.] |

*Emberiza personata*, Temm.

(Plate XI. figs. 9-11.)

- Emberiza personata*, *Blakist. & Pryer, Birds Japan*, p. 170 (1882); *Sharpe, Cat. Birds B. M.* xii. p. 521 (1888); *Seebohm, Birds Japan. Emp.* p. 136 (1890); *Tacz. Faune Orn. Sibér. Orient.* p. 567 (1891); *Nehrk. Kat. Eiersamml.* p. 112 (1899); *Dresser, Man. Pal. Birds*, pt. i. p. 350 (1902); *Sharpe, Hand-l.* v. p. 280 (1909).
- Emberiza spodocephala personata*, *Hartert, Vög. Pal. Faun.* pt. ii. p. 177 (1904).

Three eggs procured by Pryer and said to be those of Temminck's Japanese Bunting are of the same type as those of *E. sulphurata* and may be of that species. They differ in having the ground-colour greyish-white and the surface-markings larger, better defined, and of a darker chocolate-brown. The shell-markings also cover less of the ground-colour. Five other clutches are of a very different type, the ground-colour is pale greenish-white more or less heavily blotched all over with maroon-brown, purplish-brown, and purplish-grey, with irregular lines, spots, and even blotches of deep purplish-brown scattered over the shell. They measure from .74 to .8 in length, and from .57 to .62 in breadth.

- |                                      |                                     |
|--------------------------------------|-------------------------------------|
| 5. Japan.                            | W. Radcliffe Saunders, Esq.<br>[P.] |
| 4. Japan ( <i>H. Pryer</i> ).        | Seebohm Coll.                       |
| 6. Fujiyama, Hondo, Japan, 2nd June. | W. Radcliffe Saunders, Esq.<br>[P.] |
| 2. Fujiyama, 8th June.               | W. Radcliffe Saunders, Esq.<br>[P.] |
| 4. Fujiyama, 17th June.              | H. E. Dresser, Esq. [E.]            |
| 3. Gotemba, Hondo, 24th May.         | W. Radcliffe Saunders, Esq.<br>[P.] |

*Emberiza spodocephala*, Pall.

- Emberiza spodocephala*, *Sharpe, Cat. Birds B. M.* xii. p. 522 (1888); *Nehrk. Kat. Eiersamml.* p. 113 (1899); *Dresser, Man. Pal. Birds*, pt. i. p. 350 (1902); *id. Ibis*, 1904, p. 109, pl. iii. figs. 10 & 12; *Sharpe, Hand-l.* v. p. 280 (1909).
- Emberiza spodocephala spodocephala*, *Hartert, Vög. Pal. Faun.* pt. ii. p. 176 (1904).

Eggs of the Black-faced Bunting are of a broad, rather pointed oval shape and more or less glossy. The ground-colour varies from pale greenish-white to pinkish-white. The markings vary greatly. Some eggs are like those of *E. personata*, heavily blotched and spotted all over with maroon-brown, purple-brown, or umber-brown and purple-grey, and have often irregular darker markings scattered over the shell. Other eggs are clouded and mottled over the entire shell with umber-brown or dull maroon. Two eggs from Sidemi, received in the Crowley Bequest under the name of *E. sulphurata*, are of quite a different type and in colour and markings resemble eggs of *E. chrysophrys*, described from the same locality. They are, however, of a much narrower and more pointed oval shape. Possibly

these two eggs are wrongly identified and should be referred to the latter species. The eggs measure from  $\cdot 7$  to  $\cdot 8$  in length, and from  $\cdot 55$  to  $\cdot 62$  in breadth.

- |   |                                   |
|---|-----------------------------------|
| 4. Darasun, Dauria ( <i>Dybowski</i> ).                       | H. E. Dresser, Esq. [E.].         |
| 4. Darasun, June ( <i>Dybowski</i> : <i>Tristram Coll.</i> ). | Crowley Bequest.                  |
| 2. Amur ( <i>Nehrhorn Coll.</i> ).                            | Crowley Bequest.                  |
| 5. Amur, 25th May.  | W. Radcliffe Saunders, Esq. [P.]. |
| 2. Sidemi, 26th May.  | Crowley Bequest.                  |
| 2. Sidemi, 26th May.  | Crowley Bequest.                  |

#### *Emberiza cirrus*, Linn.

*Emberiza cirrus*, *Thien. Fortpflanz. ges. Vög.* p. 365, tab. xxxiii. fig. 5, a-c (1845-54); *Baedecker, Eier Eur. Vög.* tab. 3. fig. 7 (1855-63); *Hewitson, Eggs of Brit. Birds*, i. p. 190, pl. xlviii. fig. ii (1856); *Salvin, Ibis*, 1859, p. 314; *Dresser, Birds Eur.* iv. p. 177 (1871); *Saunders, Ibis*, 1871, p. 217; *Seebohm, Brit. Birds*, ii. p. 156, pl. 13 (1884); *Sharpe, Cat. Birds B. M.* xii. p. 525 (1888); *Seebohm, Eggs of Brit. Birds*, p. 252, pl. 58. figs. 1 & 2 (1896); *Rey, Eier Vög. Mitteleurop.* p. 287, pl. 37. figs. 12-15 (1900); *Dresser, Man. Pal. Birds*, pt. i. p. 354 (1902); *Hartert, Vög. Pal. Faun.* pt. ii. p. 175 (1904); *Jourd. Eggs Europ. Birds*, p. 104, pl. 13. figs. 12-15 (1906); *Sharpe, Hand-l.* v. p. 280 (1909).

Eggs of the Cirl Bunting are of the same type as those of *E. citrinella*. They differ generally in having the ground-colour much paler and often tinged with green and the lines much coarser. They measure from  $\cdot 77$  to  $\cdot 9$  in length, and from  $\cdot 6$  to  $\cdot 7$  in breadth.

- |  |                                   |
|--|-----------------------------------|
| 6. Cambridgeshire.                                     | F. Bond, Esq. [P.].               |
| 4. Falmer, Sussex, 5th May.                            | W. Radcliffe Saunders, Esq. [P.]. |
| 4. Falmer, 6th May.                                    | W. Radcliffe Saunders, Esq. [P.]. |
| 5. Falmer, 18th May.                                   | W. Radcliffe Saunders, Esq. [P.]. |
| 3. Falmer, 2nd June.                                   | W. Radcliffe Saunders, Esq. [P.]. |
| 1. Hampstead Heath, Middlesex.                         | Salvin-Godman Coll.               |
| 5. Hampshire.  | Salvin-Godman Coll.               |
| 5. Alton, Hants, May ( <i>E. Andrews</i> ).            | Crowley Bequest.                  |
| 5. Alton, June ( <i>E. A.</i> ).                       | Crowley Bequest.                  |
| 4. Alton, June ( <i>E. A.</i> ).                       | Crowley Bequest.                  |
| 4. Isle of Wight.                                      | Gould Coll.                       |
| 4. Freshwater, Isle of Wight, June.                    | Gould Coll.                       |
| 5. N. Devonshire, 30th April ( <i>W. R. S.</i> ).      | W. Radcliffe Saunders, Esq. [P.]. |
| 4. N. Devonshire, 2nd June ( <i>W. R. S.</i> ).        | W. Radcliffe Saunders, Esq. [P.]. |
| 4. N. Devonshire, 4th June ( <i>W. R. S.</i> ).        | W. Radcliffe Saunders, Esq. [P.]. |
| 3. Torquay, Devonshire, May ( <i>Tristram Coll.</i> ). | Crowley Bequest.                  |

- |    |  |                                     |
|----|--|-------------------------------------|
| 4. | Elbeuf, France, April ( <i>Noury</i> :<br><i>Hargitt Coll.</i> ).            | Seebohm Coll.                       |
| 3. | Elbeuf, June ( <i>Noury</i> : <i>Hargitt</i><br><i>Coll.</i> ).              | Seebohm Coll.                       |
| 3. | Elbeuf ( <i>Noury</i> : <i>Hargitt Coll.</i> ).                              | Seebohm Coll.                       |
| 3. | Elbeuf ( <i>Noury</i> : <i>Hargitt Coll.</i> ).                              | Seebohm Coll.                       |
| 5. | Malaga, Spain, 28th May ( <i>H.</i><br><i>Saunders</i> ).                    | Seebohm Coll.                       |
| 4. | Malaga, 28th May ( <i>H. S.</i> : <i>Hur-</i><br><i>gitt Coll.</i> ).        | Seebohm Coll.                       |
| 4. | Malaga, 5th June ( <i>H. S.</i> : <i>Hur-</i><br><i>gitt Coll.</i> ).        | Seebohm Coll.                       |
| 3. | Malaga, 15th June ( <i>H. S.</i> ).  | Seebohm Coll.                       |
| 3. | Malaga, 18th June ( <i>H. S.</i> ).  | Seebohm Coll.                       |
| 4. | Bilek, Herzegovina, April.   | W. Radcliffe Saunders, Esq.<br>[P.] |
| 5. | Parnassus, Greece, 18th May ( <i>H.</i><br><i>Seebohm &amp; T. Krüper</i> ). | Seebohm Coll.                       |
| 3. | Parnassus, 18th May ( <i>H. S.</i> &<br><i>T. K.</i> ).                      | Seebohm Coll.                       |
| 5. | Parnassus, 19th May ( <i>H. S.</i> &<br><i>T. K.</i> ).                      | Seebohm Coll.                       |
| 5. | Parnassus, 2nd June ( <i>H. S.</i> &<br><i>T. K.</i> ).                      | Seebohm Coll.                       |
| 3. | Smyrna, 5th June ( <i>T. Krüper</i> ).                                       | Seebohm Coll.                       |
| 2. | Algeria.   | Salvin-Godman Coll.                 |

### *Emberiza hortulana*, Linn.

*Emberiza hortulana*, *Thien. Fortpflanz. ges. Vög.* p. 267, tab. xxxiii. fig. 7, a-d (1845-54); *Baedeker, Eier Eur. Vög.* tab. 3. fig. 5 (1855-63); *Hewitson, Eggs of Brit. Birds*, i. p. 191, pl. xlviii. fig. i (1856); *Dresser, Birds Eur.* iv. p. 185 (1871); *Seebohm, Brit. Birds*, ii. p. 153, pl. 15 (1884); *Sharpe, Cat. Birds B. M.* xii. p. 530 (1888); *Seebohm, Eggs of Brit. Birds*, p. 251, pl. 57. figs. 18 & 19 (1896); *Rey, Eier Vög. Mitteleurop.* p. 288, pl. 37. figs. 16-20 (1900); *Dresser, Man. Pal. Birds*, pt. i. p. 356 (1902); *Hartert, Vög. Pal. Faun.* pt. ii. p. 180 (1904); *Jourd. Eggs Europ. Birds*, p. 106, pl. 13 figs. 16-20 (1906); *Sharpe, Hand-l.* v. p. 281 (1909).

Eggs of the Ortolan Bunting are of an extremely broad oval form and highly glossy. They are greenish-white in some cases, greyish-pink in others, spotted, streaked, and blotched with rich purplish or chocolate-brown. A few specimens are beautifully marked with a delicate tracery of fine lines round the broad end, forming a wreath or zone, but the majority are marked with spots and short streaks only. The underlying markings are purplish-grey, but they are faint and indistinct. The eggs measure from .71 to .8 in length, and from .57 to .67 in breadth.

- |    |  |                     |
|----|--|---------------------|
| 5. | Holland ( <i>J. Baker</i> : <i>Tristram Coll.</i> ). | Crowley Bequest.    |
| 5. | Holland, 30th May.                                   | Salvin-Godman Coll. |
| 5. | Holland, 2nd June.                                   | Salvin-Godman Coll. |
| 5. | Valkenswaard, Holland ( <i>J. Baker</i> ).           | Salvin-Godman Coll. |
| 4. | Valkenswaard.  | Seebohm Coll.       |
| 5. | Valkenswaard.  | Seebohm Coll.       |

- |   |                                     |
|---|-------------------------------------|
| 5. Valkenswaard.  | Crowley Bequest.                    |
| 5. Norway, 6th June ( <i>R. Collett</i> ).                            | Seebohm Coll.                       |
| 5. Sweden, May.   | Gould Coll.                         |
| 5. Sweden, 24th May ( <i>H. W. Wheelwright</i> ).                     | Gould Coll.                         |
| 5. Gaerdsjö, Sweden, 12th May ( <i>H. W. W.</i> ).                    | Crowley Bequest.                    |
| 4. Gardsjö, 9th May ( <i>H. W. W.</i> ).                              | W. Radcliffe Saunders, Esq.<br>[P.] |
| 5. Denmark ( <i>Benson</i> ).   | Seebohm Coll.                       |
| 2. Pomerania ( <i>T. Holland</i> ).                                   | Seebohm Coll.                       |
| 4. Mark Brandenburg, Germany, 15th May.                               | W. Radcliffe Saunders, Esq.<br>[P.] |
| 1. Lake of Geneva ( <i>Tristram Coll.</i> ).                          | Crowley Bequest.                    |
| 5. Mostar, Herzegovina, 14th May ( <i>O. Reiser</i> ).                | W. Radcliffe Saunders, Esq.<br>[P.] |
| 5. Parnassus, Greece, 14th May ( <i>H. Seebohm &amp; T. Krüper</i> ). | Seebohm Coll.                       |
| 4. Parnassus, 19th May ( <i>H. S. &amp; T. K.</i> ).                  | Seebohm Coll.                       |
| 4. Parnassus, 23rd May ( <i>H. S. &amp; T. K.</i> ).                  | Seebohm Coll.                       |
| 4. Smyrna, 15th May ( <i>T. Krüper</i> ).                             | Seebohm Coll.                       |
| 4. Orenburg, East Russia, 12th June.                                  | W. Radcliffe Saunders, Esq.<br>[P.] |

### *Emberiza buchanani*, *Blyth*.

(Plate XI. figs. 12 & 13.)

*Emberiza buchanani*, *Sharpe, Cat. Birds B. M.* xii. p. 533 (1888); *Nehr. Kat. Eiersamml.* p. 113 (1899); *Hartert, Vög. Pal. Faun.* pt. ii. p. 182 (1904); *Jour. Eggs Europ. Birds*, p. 107 (1906); *Sharpe, Hand-l.* v. p. 281 (1909).

*Emberiza huttoni*, *Blyth; Dresser, Man. Pal. Birds*, pt. i. p. 357 (1902).

Eggs of the Grey-necked Bunting resemble those of *E. hortulana*. They measure  $\cdot 75$  to  $\cdot 8$  in length and  $\cdot 58$  to  $\cdot 62$  in breadth. An exceptionally large egg in the clutch from Altai measures  $\cdot 88$  by  $\cdot 62$ .

- |   |                                     |
|---|-------------------------------------|
| 3. Astrabad, N. Persia, 8th May.                  | W. Radcliffe Saunders, Esq.<br>[P.] |
| 3. Astrabad, 9th May.                             | W. Radcliffe Saunders, Esq.<br>[P.] |
| 4. Saisan-nor, 1st May ( <i>Nehrkorn Coll.</i> ). | Crowley Bequest.                    |
| 4. Altai.   | Crowley Bequest.                    |

### *Emberiza cæsia*, *Cretzschm.*

*Emberiza cæsia*, *Tristram, Ibis*, 1867, p. 367; *Dresser, Birds Eur.* iv. p. 213 (1871); *Bree, Birds Eur.* 2nd ed. iii. p. 149, pl. (1875); *Sharpe, Cat. Birds B. M.* xii. p. 535 (1888); *Rey, Eier Vög. Mitteleurop.* p. 290, pl. 37. figs. 21, 22 (1900); *Dresser, Man. Pal. Birds*,



pt. i. p. 358 (1902); *Hartert, Vög. Pal. Faun.* pt. ii. p. 182 (1904); *Jourd. Eggs Europ. Birds*, p. 108, pl. 13. figs. 21, 22 (1906); *Sharpe, Hand-l.* v. p. 281 (1909).

Eggs of Cretzschmar's Bunting vary from a rather broad to a very broad oval form, and have a moderate amount of gloss. The ground-colour is greyish-white, with sometimes a tinge of pink or brownish-pink, marked all over with spots, scratches, and small blotches of deep chocolate-brown and some faint grey underlying smears. They measure from  $\cdot 69$  to  $\cdot 8$  in length, and from  $\cdot 55$  to  $\cdot 62$  in breadth.

- |  |                                     |
|--|-------------------------------------|
| 2. Parnassus, Greece, 6th May ( <i>H. Seebohm &amp; T. Krüper</i> ). | Seebohm Coll.                       |
| 3. Parnassus, 7th May ( <i>H. S. &amp; T. K.</i> ).                  | Seebohm Coll.                       |
| 3. Parnassus, 20th April ( <i>T. K.</i> ).                           | W. Radcliffe Saunders, Esq.<br>[P.] |
| 4. Athens, Greece.   | W. Radcliffe Saunders, Esq.<br>[P.] |
| 2. Kedesh Naphthali, Palestine, 11th May ( <i>H. B. Tristram</i> ).  | Crowley Bequest.                    |
| 2. Mount Carmel, Palestine, 22nd April ( <i>H. B. T.</i> ).          | Crowley Bequest.                    |
| 3. Safed, Palestine, 19th May ( <i>H. B. T.</i> ).                   | Crowley Bequest.                    |

#### *Emberiza stewarti*, Blyth.

*Emberiza stewarti*, *Wardlaw-Ramsay, Ibis*, 1880, p. 64; *Sharpe, Cat. Birds B. M.* xii. p. 547 (1888); *Oates, Fauna Brit. Ind., Birds*, ii. p. 256 (1890); *id., ed. Hume, Nests & Eggs Ind. Birds*, ii. p. 167 (1890); *Nehr. Kat. Eiersamml.* p. 113 (1899); *Dresser, Man. Pal. Birds*, pt. i. p. 367 (1902); *id., Ibis*, 1904, p. 110, pl. iii. fig. 14; *Hartert, Vög. Pal. Faun.* pt. ii. p. 179 (1904); *Sharpe, Hand-l.* v. p. 281 (1909).

The eggs of the White-capped Bunting are of a regular oval form and moderately glossy. The ground-colour is white, tinged with blue or grey, and thickly mottled with purplish-grey, over which are scattered many spots and blotches of very deep reddish or purplish-brown. Both the grey underlying and the brown surface-markings are very evenly spread over the entire shell, and there is no tendency whatever to the formation of a cap at the broad end. Specimens measure from  $\cdot 7$  to  $\cdot 8$  in length, and from  $\cdot 57$  to  $\cdot 61$  in breadth.

- |   |               |
|---|---------------|
| 4. Afghanistan, 28th May ( <i>R. G. Wardlaw-Ramsay</i> ). | Seebohm Coll. |
| 4. Afghanistan, 28th May ( <i>R. G. W.-R.</i> ).          | Seebohm Coll. |
| 1. Kashmir, 18th June ( <i>C. R. Cock</i> ).              | Hume Coll.    |
| 1. Kashmir, 4th July ( <i>C. R. C.</i> ).                 | Hume Coll.    |

*Emberiza cia*, Linn.

*Emberiza cia*, Thien. *Fortpflanz. ges. Vög.* p. 366, tab. xxxiii. fig. 6. *a, b* (1847-54); *Baedeker, Eier Eur. Vög.* tab. 3. fig. 6 (1855-63); *Tristram, Ibis.* 1867, pp. 88, 368; *Saunders, Ibis*, 1871, p. 217; *Dresser, Birds Eur.* iv. p. 205 (1872); *Bree, Birds Eur.* 2nd ed. iii. p. 152, pl. (1875); *Sharpe, Cat. Birds B. M.* xii. p. 537 (1888); *Rey, Eier Vög. Mitteleurop.* p. 283, pl. 37. figs. 23-26 (1900); *Dresser, Man. Pal. Birds*, pt. i. p. 368 (1902); *Whitaker, Birds Tunis.* i. p. 238 (1905); *Jourd. Eggs Europ. Birds*, p. 109, pl. 13. figs. 23-26 (1906); *Sharpe, Hand-l. v.* p. 281 (1909).  
*Emberiza cia cia*, *Hartert, Vög. Pal. Faun.* pt. ii. p. 183, fig. 36 (1904).

The eggs of the Meadow-Bunting and its allies are somewhat of the same type as the eggs of *E. citrinella* and *E. cirrus*, but may be separated from them and, indeed, from the eggs of all the other Buntings in the Collection by reason of the delicate and intricate tracery of fine lines, which constitute the markings. The ground-colour is bluish-white, purplish-white, or very pale stone-colour, and is covered, more thickly on the broader half of the egg than elsewhere, with a multitude of hair-like lines of deep purplish-brown which wind round the egg several times without a break and generally form a tangled cap or zone. There are but few spots or blotches. The underlying markings consist of smears and veins of purplish-grey.

The eggs of the Meadow-Bunting measure from .8 to .92 in length, and from .6 to .65 in breadth.

- |  |                                     |
|--|-------------------------------------|
| 4. Hammerstein, River Rhine, 22nd April.                               | Salvin-Godman Coll.                 |
| 3. Vosges, France ( <i>Mougel</i> ).                                   | Seebohm Coll.                       |
| 1. Vosges ( <i>Mougel</i> ).   | Seebohm Coll.                       |
| 3. Vosges ( <i>Mougel</i> ).   | Seebohm Coll.                       |
| 3. Vosges, 5th April ( <i>Mougel</i> ).                                | Seebohm Coll.                       |
| 5. Malaga, Spain, 16th May.  | W. Radcliffe Saunders, Esq.<br>[P.] |
| 1. Malaga ( <i>H. Saunders</i> ).                                      | Seebohm Coll.                       |
| 3. Malaga ( <i>H. S.</i> ).  | Seebohm Coll.                       |
| 5. Malaga ( <i>H. S.</i> ).  | Seebohm Coll.                       |
| 4. Andalucia, Spain, 20th April.                                       | W. Radcliffe Saunders, Esq.<br>[P.] |
| 1. Parnassus, Greece, 22nd May ( <i>T. Krüper</i> ).                   | Seebohm Coll.                       |
| 5. Parnassus, 24th May ( <i>T. K.</i> ).                               | Seebohm Coll.                       |
| 5. Parnassus, 1st June ( <i>T. K.</i> ).                               | Seebohm Coll.                       |
| 4. Parnassus, 6th July.  | W. Radcliffe Saunders, Esq.<br>[P.] |
| 4. Afka Pass, Lebanon, Palestine, 16th June ( <i>H. B. Tristram</i> ). | Crowley Bequest.                    |
| 3. Afka Pass, 16th June ( <i>H. B. T.</i> ).                           | Crowley Bequest.                    |

(Clutch containing an egg of the Cuckoo (*Cuculus canorus*).

- |                                     |                                     |
|-------------------------------------|-------------------------------------|
| 4. Germany ( <i>E. Rey Coll.</i> ). | W. Radcliffe Saunders, Esq.<br>[P.] |
|-------------------------------------|-------------------------------------|

**Emberiza stracheyi, Moore.**

*Emberiza stracheyi*, *Sharpe, Cat. Birds B. M.* xii. p. 539 (1888); *Oates, Fauna Brit. Ind., Birds*, ii. p. 257 (1890); *id., ed. Hume, Nests & Eggs Ind. Birds*, ii. p. 168 (1890); *Dresser, Man. Pal. Birds*, pt. i. p. 368 (1902); *id., Ibis*, 1904, p. 110, pl. iii. figs. 13 & 15; *Sharpe, Hand-l.* v. p. 282 (1909).

*Emberiza cia stracheyi*, *Hartert, Vög. Pal. Faun.* pt. ii. p. 184 (1904).

The eggs of the Indian Meadow-Bunting are inseparable from those of *E. cia*.

- |     |   |                  |
|-----|---|------------------|
| 1.  | Cashmere, 6th June ( <i>W. E. Brooks &amp; C. R. Cock: Tristram Coll.</i> ).  | Crowley Bequest. |
| 1.  | Goond, Cashmere, 24th May ( <i>W. E. B. &amp; C. R. C.: Tristram Coll.</i> ). | Crowley Bequest. |
| 3.  | Simla, N.W. Himalaya, May.  | Hume Coll.       |
| 7.  | Simla, June.  | Hume Coll.       |
| 4.  | Koomarsain, N.W. Himalaya, 29th May.  | Hume Coll.       |
| 1.  | Kotgarh, N.W. Himalaya, 27th March.   | Hume Coll.       |
| 3.  | Kotgarh, 28th April.  | Hume Coll.       |
| 4.  | Kotgarh, 30th April.  | Hume Coll.       |
| 4.  | Kotgarh, 30th April.  | Hume Coll.       |
| 11. | Kotgarh, May.   | Hume Coll.       |
| 3.  | Kotgarh, 13th May.  | Hume Coll.       |
| 1.  | Kotgarh, 14th May.  | Hume Coll.       |
| 3.  | Kotgarh, 21st May.  | Hume Coll.       |
| 3.  | Kotgarh, 22nd May.  | Hume Coll.       |
| 20. | Kotgarh, 22nd June.   | Hume Coll.       |

**Emberiza godlewskii, Tacz.**

*Emberiza godlewskii*, *Sharpe, Cat. Birds B. M.* xii. p. 542 (1888); *Dresser, Man. Pal. Birds*, pt. i. p. 369 (1902); *Sharpe, Hand-l.* v. p. 282 (1909).

*Emberiza cia godlewskii*, *Hartert, Vög. Pal. Faun.* pt. ii. p. 185 (1904).

Eggs of Godlewski's Bunting resemble those of *E. cia*. They measure from .82 to .87 in length, and from .62 to .63 in breadth.

- |    |   |                                   |
|----|---|-----------------------------------|
| 4. | Moupin, 6th June ( <i>F. Kricheldorf</i> ). | W. Radcliffe Saunders, Esq. [P.]. |
|----|---|-----------------------------------|

**Emberiza cioides, Brandt.**

*Emberiza cioides*, *Tacz. J. f. O.* 1873, p. 87, tab. ii. figs. 25 & 26; *Sharpe, Cat. Birds, B. M.* xii. p. 542 (1888); *Tacz. Faune Orn. Sibér. Orient.* p. 579 (1891); *Dresser, Birds Eur.* ix. (Suppl.) p. 223 (1895) [part.]; *id., Man. Pal. Birds*, pt. i. p. 364 (1902) [part.]; *Sharpe, Hand-l.* v. p. 282 (1909).

*Emberiza cioides cioides*, *Hartert, Vög. Pal. Faun.* pt. ii. p. 185 (1904).

The eggs of the Siberian Meadow-Bunting resemble those of

*E. cia* and *E. stracheyi*. They measure from .77 to .8 in length, and from .6 to .65 in breadth.

- |  |                                     |
|--|-------------------------------------|
| 3. Siberia, May.                             | W. Radcliffe Saunders, Esq.<br>[P.] |
| 3. Krasnoyarsk, Siberia, 2nd June.           | W. Radcliffe Saunders, Esq.<br>[P.] |
| 1. Krasnoyarsk, 29th June ( <i>Kibort</i> ). | Seebohm Coll.                       |

*Emberiza castaneiceps*, Moore.

(Plate XI. figs. 14 & 15.)

- Emberiza castaneiceps*, Sharpe, *Cat. Birds*, B. M. xii. p. 544 (1888); *id.*, *Hand-l.* v. p. 282 (1909).  
*Emberiza cioides*, Nehrke. (*nee Brandt*) *Kat. Eiersamml.* p. 113 (1899); *La Touche, Ibis*, 1900, p. 36; *id.*, *Ibis*, 1906, p. 633.  
*Emberiza cioides castaneiceps*, *Tacz. Faune Orn. Sibér. Orient.* p. 586 (1891); *Hartert, Vög. Pal. Faun.* pt. ii. p. 186 (1904); *Jour. Eggs Europ. Birds*, p. 110 (1906).

Eggs of the Chinese Meadow-Bunting resemble those of *E. cia* and the allied forms. The measurements are the same as those of *E. cioides*.

- |  |                            |
|--|----------------------------|
| 2. Amurland ( <i>Nehrkorn Coll.</i> ). | Crowley Bequest.           |
| 5. Amurland, 5th June.                 | Crowley Bequest.           |
| 5. Kuatun, Fohkien, China, 24th May.   | C. B. Rickett, Esq. [P.]   |
| 1. Fohkien, 26th June.                 | C. B. Rickett, Esq. [P.]   |
| 5. Chin-kiang, 3rd May.                | J. D. La Touche, Esq. [C.] |
| 4. Chin-kiang, 10th May.               | J. D. La Touche, Esq. [C.] |
| 4. Chin-kiang, 10th May.               | J. D. La Touche, Esq. [C.] |
| 4. Chin-kiang, 12th May.               | J. D. La Touche, Esq. [C.] |
| 4. Chin-kiang, 2nd May.                | C. B. Rickett, Esq. [P.]   |
| 2. Chin-kiang, 8th May.                | C. B. Rickett, Esq. [P.]   |

*Emberiza ciopsis*, Bonap.

(Plate XI. figs. 16 & 17.)

- Emberiza ciopsis*, Sharpe, *Cat. Birds B. M.* xii. p. 544 (1888); *Seebohm, Birds Japan. Emp.* p. 131 (1890); *Nehrke, Kat. Eiersamml.* p. 113 (1899); *Dresser, Man. Pal. Birds*, pt. i. p. 365 (1902); *Ingram, Ibis*, 1908, p. 154; *Sharpe, Hand-l.* v. p. 282 (1909).  
*Emberiza cioides ciopsis*, *Hartert, Vög. Pal. Faun.* pt. ii. p. 186 (1904).

Eggs of the Japanese Meadow-Bunting resemble those of *E. cia*, some having the ground-colour bluish-white and others pale stone-colour. They measure from .75 to .85 in length, and from .6 to .65 in breadth.

- |                               |               |
|-------------------------------|---------------|
| 4. Japan ( <i>H. Pryer</i> ). | Seebohm Coll. |
| 3. Japan ( <i>H. P.</i> ).    | Seebohm Coll. |
| 3. Japan ( <i>H. P.</i> ).    | Seebohm Coll. |
| 1. Japan ( <i>H. P.</i> ).    | Seebohm Coll. |

2. Japan (*H. P.*). Seebohm Coll.  
 2. Japan (*H. P.*). Seebohm Coll.  
 5. Fujiyama, Hondo, Japan, 30th May. W. Radcliffe Saunders, Esq.  
 [P.]  
 4. Fujiyama, 20th June. W. Radcliffe Saunders, Esq.  
 [P.]

Clutches containing an egg of the Cuckoo (*Cuculus canorus*).

3. Fujiyama, Hondo, Japan, 15th June. W. Radcliffe Saunders, Esq.  
 [P.]  
 3. Yamanashi, Kai, Hondo, 11th June. W. Radcliffe Saunders, Esq.  
 [P.]

### *Emberiza jankowskii*, *Tacz.*

*Emberiza jankowskii*, *Tacz. Ibis*, 1888, p. 317; *Hartert, Vög. Pal. Faun.* pt. ii. p. 186 (1904); *Sharpe, Hand-l.* v. p. 282 (1909).

Two eggs of Jankowski's Bunting resemble the paler, white-grounded forms of *E. ciopsis*. They measure respectively .74 by .59, and .75 by .59.

2. Sidemi, Amur-land, E. Siberia, Crowley Bequest.  
 1st June.

### *Emberiza leucocephala*, *Gmel.*

*Emberiza leucocephala*, *Dresser, Birds Eur.* iv. p. 217 (1871); *Sharpe, Cat. Birds B. M.* xii. p. 549 (1888); *Oates, Fauna Brit. Ind., Birds*, ii. p. 254 (1890); *Tacz. Faune Orn. Sibér. Orient.* p. 590 (1891); *Nehrck. Kat. Eiersamml.* p. 113 (1899); *Rey, Eier Vög. Mitteleurop.* p. 285, pl. 38. fig. 1 (1900); *Dresser, Man. Pal. Birds*, pt. i. p. 359 (1902); *Hartert, Vög. Pal. Faun.* pt. ii. p. 169 (1904); *Jourd. Eggs Europ. Birds*, p. 100, pl. 14. fig. 1 (1906); *Sharpe, Hand-l.* v. p. 283 (1909).

*Emberiza pithyornus*, *Gmel.*; *Bree, Birds Eur.* 2nd ed. iii. p. 145, pl. (1875).

The eggs of the Pine-Bunting are of a broad oval form and moderately glossy. They are pinkish cream-colour, profusely marked with dots, specks, streaks and fine lines of rich purplish-brown. On some specimens the lines are short and, as a rule, very fine; on others they are long, forming loops and knots and often encircling the egg. The underlying markings, which are faint and inconspicuous, consist of small smears and spots of lilac-grey. The eggs measure from .78 to .87 in length, and from .6 to .68 in breadth.

2. East Siberia (*Dybowski*). H. E. Dresser, Esq. [E.]  
 4. Amur-land, 3rd June. W. Radcliffe Saunders, Esq.  
 [P.]  
 4. Daunria (*Dybowski*). Seebohm Coll.  
 3. Durasun, Daouria, June (*Dybowski*: Crowley Bequest.  
*Tristram Coll.*).

- |   |                                     |
|---|-------------------------------------|
| 2. Darasun, 26th May.                           | W. Radcliffe Saunders, Esq.<br>[P.] |
| 3. Lake Baikal, E. Siberia ( <i>Dybowski</i> ). | Seebohm Coll.                       |
| 1. Lake Baikal ( <i>Dybowski</i> ).             | Seebohm Coll.                       |
| 4. Krasnoyarsk, 23rd May ( <i>Kibort</i> ).     | W. Radcliffe Saunders, Esq.<br>[P.] |
| 2. Altai.                                       | Crowley Bequest.                    |

(Genus **MILIARIA**, *Brehm*.)

**Miliaria miliaria** (*Linn.*).

- Emberiza miliaria*, *Thien. Fortypflanz. ges. Vög.* p. 361, tab. xxxiii. fig. 8, a-e (1845-54); *Hewitson, Eggs of Brit. Birds*, i. p. 186, pl. xlvii. fig. iii (1856); *Salvin, Ibis*, 1859, p. 314; *Dresser, Birds Eur.* iv. p. 163 (1871); *Saunders, Ibis*, 1871, p. 217; *Seebohm, Brit. Birds*, ii. p. 148, pl. 13 (1884); *id., Eggs of Brit. Birds*, p. 251, pl. 57. figs. 17 & 20 (1896); *Dresser, Man. Pal. Birds*, pt. i. p. 343 (1902).
- Cynchramus miliaria*, *Baedeker, Eier Eur. Vög.* tab. 3. fig. 3 (1855-63).
- Miliaria miliaria*, *Sharpe, Cat. Birds B. M.* xii. p. 552 (1888); *id., Hand-l.* v. p. 283 (1909).
- Emberiza calandra*, *Rey, Eier Vög. Mitteleurop.* p. 290, pl. 37. figs. 1-5 (1900); *Jourd. Eggs Europ. Birds*, p. 96, pl. 13. figs. 1-5 (1906).
- Emberiza calandra calandra*, *Hartert, Vög. Pal. Faun.* pt. ii. p. 165 (1904).

The eggs of the Common or Corn-Bunting vary in shape from a narrow to a broad oval, and have a considerable amount of gloss. The ground-colour is sometimes bluish-white, at others creamy, and very frequently of a pinkish stone-colour. The markings, which consist of spots, blotches, streaks and lines, both fine and thick, of very dark purplish-brown or chocolate-brown, are boldly disposed over the broader half of the egg and sparingly elsewhere. Many specimens are very profusely marked with blotches and smears of lilac- and lavender-grey, while others have these underlying markings almost entirely wanting. The eggs measure from .87 to 1.04 in length, and from .63 to .74 in breadth.

- |  |                                     |
|--|-------------------------------------|
| 4. Ballynagaul, Ireland, 5th July.                       | W. Radcliffe Saunders, Esq.<br>[P.] |
| 3. England.  | Old Collection.                     |
| 4. Sparham, Norfolk, 13th June<br>( <i>F. Norgate</i> ). | Seebohm Coll.                       |
| 4. Hickling, Norfolk, 18th June<br>( <i>F. N.</i> ).     | Seebohm Coll.                       |
| 3. Cambridgeshire.                                       | F. Bond, Esq. [P.]                  |
| 4. Cambridgeshire.                                       | F. Bond, Esq. [P.]                  |
| 6. Cambridgeshire.                                       | F. Bond, Esq. [P.]                  |
| 4. Babraham, Cambridgeshire, 15th<br>May.                | W. Radcliffe Saunders, Esq.<br>[P.] |
| 5. Tilford, Surrey.                                      | Crowley Bequest.                    |
| 4. Reigate, Surrey, 4th July.                            | W. Radcliffe Saunders, Esq.<br>[P.] |
| 2. Finchley, Middlesex ( <i>O. S.</i> ).                 | Salvin-Godman Coll.                 |
| 4. Finchley ( <i>O. S.</i> ).                            | Salvin-Godman Coll.                 |
| 3. Epping Forest, Essex.                                 | Salvin-Godman Coll.                 |

- |  |                                     |
|--|-------------------------------------|
| 5. Bristol ( <i>Hargitt Coll.</i> ).                 | Seebohm Coll.                       |
| 3. Devonshire.                                       | Montagu Coll.                       |
| 9. Brighton, Sussex.                                 | Crowley Bequest.                    |
| 5. Falmer, Sussex, 24th June.                        | W. Radcliffe Saunders, Esq.<br>[P.] |
| 5. Malaga, Spain, 10th May ( <i>A. Ruiz</i> ).       | Seebohm Coll.                       |
| 6. Malaga, 7th June ( <i>A. R.</i> ).                | Seebohm Coll.                       |
| 3. South Spain, 11th June ( <i>H. Saunders</i> ).    | Seebohm Coll.                       |
| 5. Pomerania, 4th June ( <i>T. Holland</i> ).        | Seebohm Coll.                       |
| 6. Pomerania, 10th June ( <i>T. H.</i> ).            | Seebohm Coll.                       |
| 4. Pomerania, 13th June ( <i>T. H.</i> ).            | Seebohm Coll.                       |
| 5. Halle, Germany, 1st July.                         | W. Radcliffe Saunders, Esq.<br>[P.] |
| 5. Mark Brandenburg, 1st June.                       | W. Radcliffe Saunders, Esq.<br>[P.] |
| 4. Mark Brandenburg, 20th June.                      | W. Radcliffe Saunders, Esq.<br>[P.] |
| 6. Sziget-Csép, Hungary, 4th May.                    | W. Radcliffe Saunders, Esq.<br>[P.] |
| 4. Monor, Hungary, 29th May.                         | W. Radcliffe Saunders, Esq.<br>[P.] |
| 4. Podgoritza, Montenegro, May.                      | W. Radcliffe Saunders, Esq.<br>[P.] |
| 4. Greece ( <i>Hargitt Coll.</i> ).                  | Seebohm Coll.                       |
| 6. Parnassus, Greece, 24th May ( <i>T. Krüper</i> ). | Seebohm Coll.                       |
| 3. Asia Minor, 6th June ( <i>T. K.</i> ).            | Seebohm Coll.                       |
| 2. Chemora, Algeria, 11th May ( <i>O. Salvin</i> ).  | Salvin-Godman Coll.                 |
| 4. Ain Djendeli, Algeria, May ( <i>O. S.</i> ).      | Salvin-Godman Coll.                 |
| 4. Ain Djendeli, 12th May ( <i>O. S.</i> ).          | Salvin-Godman Coll.                 |
| 2. Ain Djendeli, 18th May ( <i>H. B. Tristram</i> ). | Crowley Bequest.                    |
| 1. Madracen, Algeria, 27th May ( <i>H. B. T.</i> ).  | Crowley Bequest.                    |

Clutch containing an egg of the Cuckoo (*Cuculus canorus*).

- |                                  |                                     |
|----------------------------------|-------------------------------------|
| 3. Wantage, Berkshire, 19th May. | W. Radcliffe Saunders, Esq.<br>[P.] |
|----------------------------------|-------------------------------------|

(Genus **FRINGILLARIA**, Swains.)

**Fringillaria capensis** (*Linnaeus*).

(Plate XI. figs. 18 & 19.)

*Fringillaria capensis*, *Sharpe, ed. Layard, Birds S. Africa*, p. 489 (1875-84); *id., Cat. Birds B. M.* xii. p. 565 (1888); *Nehrke, Kat. Eiersamml.* p. 113 (1899); *Stark, Fauna S. Afr., Birds*, i. p. 187 (1900); *Shelley, Birds Afr.* iii. p. 156 (1902); *Reichenow, Vög. Afr.* iii. p. 288 (1904); *Sharpe, Hand-l.* v. p. 284 (1909).

Eggs of the Cape Bunting are of a regular oval shape and slightly

glossy. The ground-colour is white or very pale bluish-white, densely speckled and blotched with pale reddish-brown and lavender-grey. The markings sometimes coalesce over the broad end of the egg so as to form a cap. They measure from .75 to .8 in length, and from .58 to .59 in breadth.

- |   |                           |
|---|---------------------------|
| 6. South Africa ( <i>E. L. Layard</i> ).                      | Crowley Bequest.          |
| 1. South Africa.  | E. L. Layard, Esq. [P.].  |
| 3. Deelfontein, Cape Colony, 19th Nov. ( <i>E. Seimund</i> ). | Col. A. T. Sloggett [P.]. |

### *Fringillaria insularis*, Grant & Forbes.

(Plate XI. figs. 20 & 21.)

*Fringillaria insularis*, Grant & Forbes, *Bull. Liverp. Mus.* ii. no. 1, p. 2 (1900); *id.* *Nat. Hist. Sokotra*, p. 29 (1903); *Sharpe, Hand-l.* v. p. 285 (1909).

Eggs of the Sokotra Rock-Bunting closely resemble those of *F. striolata*. The ground-colour is greenish-white; and while in one clutch the eggs are very densely mottled and blotched with dark brown and lavender-grey, in the second clutch they are densely but distinctly speckled with reddish-brown and purplish-grey. Five examples measure from .7 to .75 in length, and from .51 to .55 in breadth.

- |  |                     |
|--|---------------------|
| 3. Homhil, E. Sokotra, 1500 feet, 24th Jan. ( <i>W. R. Ogilvie-Grant &amp; H. O. Forbes</i> ). | Royal Society [P.]. |
| 2. Homhil, 1500 feet, 21st Jan. ( <i>W. R. O.-G. &amp; H. O. F.</i> ).                         | Royal Society [P.]. |

### *Fringillaria striolata* (*Licht.*).

(Plate XI. fig. 22.)

*Emberiza striolata*, *Dresser, Birds Eur.* iv. p. 197 (1871); *Oates, Fauna Brit. Ind., Birds*, ii. p. 264 (1890); *id.*, ed. *Hume, Nests & Eggs Ind. Birds*, ii. p. 170 (1890); *Dresser, Man. Pal. Birds*, pt. i. p. 344 (1902).

*Fringillaria striolata*, *Sharpe, Cat. Birds B. M.* xii. p. 561 (1888); *id.*, *Hand-l.* v. p. 285 (1909).

*Emberiza striolata striolata*, *Hartert, Vög. Pal. Faun.* pt. ii. p. 191 (1904).

The eggs of the Striolated Bunting are of a somewhat narrow oval shape and very slightly glossy. They are greyish-white or pale bluish-white, very densely freckled and mottled with reddish-brown of various shades, dark on some eggs, pale on others. Though everywhere dense, the markings are particularly so on the broad end, where in some specimens they form a very broad confluent zone. The underlying markings consist of blotches and small



smears of purplish-grey and are very prominent on some examples. Five eggs measure from  $\cdot 75$  to  $\cdot 8$  in length, and from  $\cdot 53$  to  $\cdot 56$  in breadth.

3. Ajmere, Rajputana, India, 12th Nov. (*A. O. Hume*). Hume Coll.
2. Ajmere, 16th Nov. (*A. O. H.*). Hume Coll.

### *Fringillaria saharæ* (*Levaill.*)

*Fringillaria saharæ*, *Tristram*, *Ibis*, 1859, p. 295; *Sharpe*, *Cat. Birds B. M.* xii. p. 563 (1888); *Nehrk. Cat. Eiersamml.* p. 113 (1899); *Whitaker*, *Birds Tunis*. i. p. 228 (1905); *Sharpe*, *Hand-l.* v. p. 255 (1909).

*Emberiza saharæ*, *Dresser*, *Man. Pal. Birds*, pt. i. p. 345 (1902).

*Emberiza striolata sahari*, *Hartert*, *Vög. Pal. Faun.* pt. ii. p. 190 (1904).

Eggs of the House-Bunting resemble those of *F. capensis* described above. Six eggs measure from  $\cdot 69$  to  $\cdot 75$  in length, and from  $\cdot 54$  to  $\cdot 57$  in breadth.

1. El Alf Beni, Mzab, Algerian Sahara, April (*J. H. Gurney: Tristram Coll.*). Crowley Bequest.
4. South Tunis, 17th May (*P. Spatz*). W. Radcliffe Saunders, Esq. [P.]
1. Gafsa, S. Tunis, 26th May (*P. S.*). W. Radcliffe Saunders, Esq. [P.]

### *Fringillaria impetuani* (*Smith*).

*Fringillaria impetuani*, *Layard*, *Ibis*, 1868, p. 247; *Gurney*, in *Anderss. Birds Damaral.* p. 189 (1872); *Sharpe*, *ed. Layard, Birds S. Africa*, p. 489 (1875-84); *id.*, *Cat. Birds B. M.* xii. p. 563 (1888); *Stark*, *Fauna S. Afr.*, *Birds*, i. p. 190 (1900); *Shelley*, *Birds Africa*, iii. p. 159 (1902); *Reichenow*, *Vög. Afr.* iii. p. 292 (1904); *Sharpe*, *Hand-l.* v. p. 285 (1909).

Two eggs of the South-African Lark-Bunting in the Collection are much the same as those of the other species of the genus. They are of a broad blunt oval shape and slightly glossy. The ground-colour is white, finely spotted all over with brown and violet-grey. One egg measures  $\cdot 69$  by  $\cdot 52$ .

Layard gives the measurements as  $\cdot 7$  by  $\cdot 55$ , and Stark as  $\cdot 72$  by  $\cdot 6$ .

2. Otjimbingue, Damaraland (*C. J. Andersson: Tristram Coll.*). Crowley Bequest.

Genus **MELOPHUS**, *Swains.***Melophus melanicterus** (*Gmel.*).

(Plate XII. figs. 1 &amp; 4.)

*Melophus melanicterus*, *Sharpe, Cat. Birds B. M.* xii. p. 568 (1888); *Oates, Fauna Brit. Ind., Birds*, ii. p. 265 (1890); *id.*, ed. *Hume, Nests & Eggs Ind. Birds*, ii. p. 173 (1890); *La Touche, Ibis*, 1900, p. 38; *Sharpe, Hand-l.* v. p. 286 (1900).

Eggs of the Crested Black Bunting are of a broad blunt oval form and have a moderate amount of gloss. The ground-colour is pale greenish-white in some, pinkish-white in others, and they are thickly speckled, streaked and mottled with dull reddish-brown and underlying lavender-grey. The markings are everywhere dense, but especially at the larger end of the egg, where they coalesce so as to form a more or less irregular and ill-defined cap. They measure from .7 to .9 in length, and from .6 to .69 in breadth.

- |     |   |                               |
|-----|---|-------------------------------|
| 2.  | Himalaya, 27th June ( <i>Nehr-korn Coll.</i> ).     | Crowley Bequest.              |
| 2.  | Almora, Himalaya, 16th May.                         | Hume Coll. & Crowley Bequest. |
| 15. | Sikhim ( <i>J. Gammie</i> ).                        | Hume Coll.                    |
| 2.  | Hansi, Punjab, Aug.                                 | Hume Coll.                    |
| 2.  | Jhansi, N.W. Provs., July ( <i>F. R. Blewitt</i> ). | Hume Coll.                    |
| 6.  | Saugor, Central Provs., 25th July.                  | Hume Coll.                    |
| 3.  | Saugor, 28th July.                                  | Hume Coll.                    |
| 2.  | Saugor, 5th Aug.                                    | Hume Coll.                    |
| 2.  | Saugor, 5th Aug.                                    | Hume Coll.                    |
| 1.  | Kuatun, Fohkein, China, 17th May.                   | C. B. Rickett, Esq. [P.].     |
| 4.  | Kuatun, 13th May.                                   | J. D. La Touche, Esq. [C.].   |

Genus **PLECTROPHENAX**, *Stejneger.***Plectrophenax nivalis** (*Linn.*).

*Emberiza nivalis*, *Thien, Fortpflanz. ges. Vög.* p. 373, tab. xxxiii. fig. 11, *a-e* (1845-54); *Markham, Whaling Cruise Baff. Bay*, p. 285 (1875); *Seebohm, Brit. Birds*, ii. p. 125, pl. 15 (1884); *id.*, *Eggs of Brit. Birds*, p. 247, pl. 57, figs. 9 & 10 (1896).

*Plectrophanes nivalis*, *Baedeker, Eier Eur. Vög.* tab. 3, fig. 1 (1855-63); *Hewitson, Eggs of Brit. Birds*, i. p. 184, pl. xlvi, fig. iii (1856); *Dresser, Birds Eur.* iv. p. 261 (1873); *Baird, Brewer & Ridgw. N. Amer. Birds*, i. p. 512 (1874); *Feilden, Ibis*, 1877, p. 404; *id. in Nares's Narr. Voy. Polar Sea*, ii. p. 209 (1878); *Seebohm, Ibis*, 1878, p. 340; *Rey, Eier Vög. Mitteleurop.* p. 300, pl. 38, figs. 17-21 (1900); *Dresser, Man. Pal. Birds*, pt. i. p. 374 (1902); *Newton, Ootheca Wollonyana*, pt. ii. p. 443 (1902).

- Plectrophenax nivalis*, *Sharpe, Cat. Birds B. M.* xii, p. 572 (1888);  
*Grant, Ibis*, 1893, p. 569; 1894, p. 136; *Pearson, Ibis*, 1898, p. 193;  
*Sharpe, Hand-l.* v, p. 286 (1909).  
*Passerina nivalis nivalis*, *Ridgw. B. North & Middle Amer.* i, p. 148  
 (1901); *Hartert, Vög. Pal. Faun.* pt. ii, p. 202 (1904).  
*Passerina nivalis*, *Journ. Eggs Europ. Birds*, p. 118, pl. 14, figs. 17-21  
 (1906).

Eggs of the Snow-Bunting are of a pointed oval shape and are moderately glossy. The ground-colour is generally pale bluish-white, but in some specimens it is yellowish-white or cream-colour. The surface-markings, consisting of streaks, spots, and blotches, are reddish- or orange-brown, and there are generally, in addition, some sharply-defined markings of deep chocolate-brown, but these are almost entirely confined to the larger end of the egg. The underlying markings, which are usually large and conspicuous, consist of blotches and clouds of rich lilac-grey and pale purple. The markings are always densest at the large end, where they are often confluent and form a zone or irregular cap.

The eggs measure from .8 to 1.05 in length, and from .6 to .68 in breadth.

- |     |  |                                      |
|-----|--|--------------------------------------|
| 3.  | North America.   | Crowley Bequest.                     |
| 1.  | North America ( <i>Henshaw Coll.</i> ).                                | Salvin-Godman Coll.                  |
| 3.  | Arctic America.  | Dr. Rae [P.].                        |
| 4.  | York Factory, Hudson's Bay,<br>Aug.                                    | Admiral A. H. Markham [P.].          |
| 1.  | Grinnell Land, N. lat. 82° 33',<br>24th June ( <i>H. W. Feilden</i> ). | Voy. H.M.S. 'Alert.'                 |
| 11. | Discovery Bay, Grinnell Land<br>( <i>C. Hart</i> ).                    | Voy. H.M.S. 'Discovery.'             |
| 4.  | Greenland.   | Old Collection.                      |
| 4.  | Greenland.   | Gould Coll.                          |
| 4.  | Greenland.   | Gould Coll.                          |
| 4.  | Greenland ( <i>E. Fenker : Hargitt<br/>Coll.</i> ).                    | Seebohm Coll.                        |
| 4.  | Greenland, N. Lat. 61°, 25th<br>June.                                  | Seebohm Coll.                        |
| 5.  | South Greenland ( <i>H. C. Müller</i> ).                               | Seebohm Coll.                        |
| 7.  | Godhaab, Greenland, 12th June.   | W. Radcliffe Saunders, Esq.<br>[P.]. |
| 2.  | Iceland ( <i>W. Proctor : Tristram<br/>Coll.</i> ).                    | Crowley Bequest.                     |
| 5.  | Iceland ( <i>W. P. : Tristram Coll.</i> ).                             | Crowley Bequest.                     |
| 6.  | Iceland, 18th June.  | Crowley Bequest.                     |
| 2.  | Iceland.   | Old Collection.                      |
| 6.  | Iceland, 6th July.   | Seebohm Coll.                        |
| 24. | Iceland ( <i>Steineke : Hargitt Coll.</i> ).                           | Seebohm Coll.                        |
| 7.  | Iceland.   | W. Radcliffe Saunders, Esq.<br>[P.]. |
| 6.  | Iceland, 3rd June.   | W. Radcliffe Saunders, Esq.<br>[P.]. |
| 5.  | Iceland, 12th June.  | W. Radcliffe Saunders, Esq.<br>[P.]. |
| 10. | Iceland ( <i>W. Proctor</i> ).   | Salvin-Godman Coll.                  |
| 7.  | Reykjavik, Iceland, 4th June.  | W. Radcliffe Saunders, Esq.<br>P.].  |

- |   |   |
|---|---|
| 2. Stromness, Orkney Is. ( <i>R. Dunn</i> ).                                      | Crowley Bequest.                                      |
| 5. Ben Avon, Banffshire, 3700 feet,<br>5th June.                                  | Capt. S. G. Reid & W. R.<br>Ogilvie-Grant, Esq. [P.]. |
| 2. Lapland.   | Seebohm Coll.   |
| 1. [Lapland.]   | Crowley Bequest.                                      |
| 4. Spitsbergen, 24th June ( <i>Sir II.<br/>S. Boynton</i> ).                      | Seebohm Coll.   |
| 4. Taimyr Peninsula, Siberia, 3rd<br>July ( <i>Müllendorff</i> ).                 | Seebohm Coll.   |
| 5. Yenesei River, Lat. $71\frac{1}{2}^{\circ}$ N., June<br>( <i>H. Seebohm</i> ). | Seebohm Coll.   |
| 4. Yenesei River, Lat. $71\frac{1}{2}^{\circ}$ N., June<br>( <i>H. S.</i> ).      | Seebohm Coll.   |
| 3. Yenesei River, Lat. $71\frac{1}{2}^{\circ}$ N., June<br>( <i>H. S.</i> ).      | Seebohm Coll.   |

Genus **CALCARIUS**, *Bechst.***Calcarius lapponicus** (*Linn.*).

*Emberiza lapponica*, *Thien. Fortpflanz. ges. Vög.* p. 371, tab. xxxiii. fig. 12. *a-d* (1845-54); *Wheelerwright, A Spring & Summer in Lapland*, p. 294 (1871); *Seebohm, Brit. Birds*, ii. p. 131, pl. 15 (1884); *id., Eggs of Brit. Birds*, p. 248, pl. 57. figs. 11 & 12 (1896).

*Plectrophanes lapponicus*, *Baedeker, Eier Eur. Vög.* tab. 3. fig. 2 (1855-63); *Hewitson, Eggs of Brit. Birds*, i. p. 182, pl. xvi. figs. i & ii (1856); *Dresser, Birds Eur.* iv. p. 253 (1872); *Baird, Brewer, & Ridgw. N. Amer. Birds*, i. p. 515 (1874); *Seebohm & Harvie-Brown, Ibis*, 1876, p. 117; *Seebohm, Ibis*, 1878, p. 341.

*Calcarius lapponicus*, *Nelson, Report Nat. Hist. Alaska*, p. 183 (1887); *Sharpe, Cat. Birds B. M.* xii. p. 579 (1888); *MacFarlane, Proc. U.S. Nat. Mus.* xiv. p. 411 (1892); *Rey, Eier Vög. Mitteleurop.* p. 295, pl. 38. figs. 22-26 (1900); *Dresser, Man. Pal. Birds*, pt. i. p. 373 (1902); *Newton, Ootheca Wolleyana*, pt. ii. p. 451, pl. xi. figs. 19-24 (1902); *Jour. Eggs Europ. Birds*, p. 117, pl. 14. figs. 22-26 (1906); *Sharpe, Hand-l.* v. p. 287 (1909).

*Calcarius lapponicus lapponicus*, *Ridgw. Birds North & Middle Amer.* i. p. 155 (1901); *Hartert, Vög. Pal. Faun.* pt. ii. p. 200 (1904).

Eggs of the Lapland Bunting are of a somewhat narrow and pointed oval shape and moderately glossy. The coloration is very variable. In one type the ground-colour varies from pale grey to pale brown, and is almost completely concealed by confluent clouds and smears of yellowish-brown, liver-brown or dull reddish-brown, over which are to be seen spots, short lines and scrawls of deep chocolate-brown. In another type the ground-colour is decidedly greenish, blotched and clouded with lilac-grey and also marked with spots and scrawls of rich purplish-brown, chiefly at the broad end. In a third type, which appears to be rare, the ground-colour is greenish-grey, and the whole shell is thickly speckled with light greenish-brown. Intermediate forms also occur. They measure from .74 to .9 in length, and from .57 to .68 in breadth.

2. Arctic America.  
 1. Arctic America.  
 5. St. Michael's, Alaska, 5th June  
 (*E. W. Nelson: Henshaw Coll.*).  
 6. St. Michael's, 9th June (*E. W. N.: Henshaw Coll.*).  
 5. St. Michael's, 12th June (*E. W. N.: Henshaw Coll.*).  
 1. St. Michael's, June (*E. W. N.*).  
 4. Franklin Bay, Anderson River, Arctic America (*R. W. MacFarlane: Henshaw Coll.*).  
 1. Anderson River, 26th June (*R. W. MacF.: Henshaw Coll.*).  
 6. Greenland (*Tristram Coll.*).  
 3. Greenland.  
 2. Greenland (*Holböhl*).  
 4. Greenland.  
 4. Greenland.  
 3. Greenland.  
 4. Greenland (*Erichsen*).  
 2. Greenland (*Erichsen*).  
 3. Greenland.  
 3. Greenland.  
 5. Holsteinborg, Greenland, 26th May.  
 5. Egedesminde, Greenland, 17th June.  
 4. Godshavn, Greenland (*Erichsen*).  
 2. Iceland (*W. Proctor*).  
 5. Lapland, 20th June.  
 6. Lapland, 17th June.  
 1. Lapland (*Hargitt Coll.*).  
 2. Quickiock, Lapland, 1st June (*H. Wheelwright: Tristram Coll.*).  
 6. Quickiock, 9th June (*H. W.: Tristram Coll.*).  
 3. Tornea, Lapland, 20th June.  
 5. Muonioniska, Lapland (*H. W.*).  
 6. Enontekis, Lapland, 22nd June.  
 5. East Finmark (*Nordvi*).  
 6. East Finmark (*Nordvi*).  
 4. East Finmark (*Nordvi*).  
 5. East Finmark, 3rd June (*Mees*).  
 5. Finland, 25th June.  
 5. Petchora River, Lat. 68° N., 22nd June (*H. Seebohm & J. A. Harvie-Brown*).
- Dr. Rae [P].  
 Sir John Richardson [P].  
 Salvin-Godman Coll.  
 Salvin-Godman Coll.  
 Salvin-Godman Coll.  
 W. Radcliffe Saunders, Esq. [P].  
 Salvin-Godman Coll.  
 Salvin-Godman Coll.  
 Crowley Bequest.  
 Governor Holböhl [C].  
 Salvin-Godman Coll.  
 Gould Coll.  
 Gould Coll.  
 Gould Coll.  
 Seebohm Coll.  
 Seebohm Coll.  
 Seebohm Coll.  
 Seebohm Coll.  
 W. Radcliffe Saunders, Esq. [P].  
 W. Radcliffe Saunders, Esq. [P].  
 Seebohm Coll.  
 Salvin-Godman Coll.  
 W. Radcliffe Saunders, Esq. [P].  
 Crowley Bequest.  
 Seebohm Coll.  
 Crowley Bequest.  
 Crowley Bequest.  
 W. Radcliffe Saunders, Esq. [P].  
 Crowley Bequest.  
 W. Radcliffe Saunders, Esq. [P].  
 Seebohm Coll.  
 Seebohm Coll.  
 Seebohm Coll.  
 Seebohm Coll.  
 W. Radcliffe Saunders, Esq. [P].  
 Seebohm Coll.

- |    |  |               |
|----|--|---------------|
| 5. | Petchora River, Lat. 68° N., 23rd June ( <i>H. S. &amp; J. A. H.-B.</i> ). | Seebohm Coll. |
| 5. | Yenesei River, Siberia, Lat. 71½° N., July ( <i>H. S.</i> ).               | Seebohm Coll. |
| 6. | Yenesei River, Lat. 71½° N., July ( <i>H. S.</i> ).                        | Seebohm Coll. |

### *Calcarius pictus* (*Swains.*).

(Plate XII. fig. 2.)

- Plectrophanes pictus*, *Baird, Brewer & Ridgw. N. Amer. Birds*, i. p. 518 (1874); *Coues, Birds N.-West*, p. 121 (1874).  
*Calcarius pictus*, *Sharpe, Cat. Birds B. M.* xii. p. 584 (1888); *MacFarlane, Proc. U.S. Nat. Mus.* xiv. p. 441 (1892); *Nehrck. Kat. Eiersamml.* p. 114 (1899); *Ridgw. Birds North & Middle Amer.* i. p. 160 (1901); *Sharpe, Hand-l.* v. p. 287 (1909).

The eggs of the Painted Bunting closely resemble some of the eggs of *C. lapponicus*. They measure from .79 to .87 in length, and from .59 to .65 in breadth.

- |    |   |                           |
|----|---|---------------------------|
| 3. | Arctic America.   | Sir John Richardson [P.]. |
| 2. | Anderson River, British North America, 22nd June ( <i>R. W. MacFarlane: Tristram Coll.</i> ). | Crowley Bequest.          |
| 3. | Anderson River, 24th June ( <i>R. W. MacF.: Smiths. Inst.</i> ).                              | Salvin-Godman Coll.       |
| 4. | Anderson River ( <i>R. W. MacF.: Henshaw Coll.</i> ).   | Salvin-Godman Coll.       |

### *Calcarius ornatus* (*Towns.*).

(Plate XII. fig. 5.)

- Plectrophanes ornatus*, *Baird, Brewer & Ridgw. N. Amer. Birds*, i. p. 520 (1874); *Coues, Birds N.-West*, p. 122 (1874).  
*Calcarius ornatus*, *Sharpe, Cat. Birds B. M.* xii. p. 586 (1888); *Nehrck. Kat. Eiersamml.* p. 114 (1899); *Ridgw. Birds North & Middle Amer.* i. p. 162 (1901); *Sharpe, Hand-l.* v. p. 287 (1909).

The eggs of the Chestnut-collared Bunting are of an ordinary oval shape and glossy. They are greyish- or pinkish-white, marked with underlying clouds and blotches of lilac- or lavender-grey and with surface spots, scratches, and small blotches, which are bright reddish-brown in some specimens and deep purplish-brown in others. They measure from .69 to .78 in length, and from .56 to .62 in breadth.

- |    |   |                         |
|----|---|-------------------------|
| 2. | British Columbia ( <i>J. K. L.</i> ).                     | J. K. Lord, Esq. [P.].  |
| 3. | 49th Parallel ( <i>G. M. Dawson</i> ).                    | N. Amer. Boundary Comm. |
| 3. | 49th Parallel ( <i>G. M. D.</i> ).                        | N. Amer. Boundary Comm. |
| 1. | 49th Parallel ( <i>G. M. D.</i> ).                        | N. Amer. Boundary Comm. |
| 3. | Short Creek, 49th Parallel, 9th June ( <i>G. M. D.</i> ). | N. Amer. Boundary Comm. |

- |  |                                      |
|--|--------------------------------------|
| 2. Short Creek, 10th June ( <i>G. M. D.</i> ). | N. Amer. Boundary Comm.              |
| 2. Short Creek, 10th June ( <i>G. M. D.</i> ). | N. Amer. Boundary Comm.              |
| 1. South Dakota, U.S.A., 18th May.             | W. Radcliffe Saunders, Esq.<br>[P.]. |

Genus **RHYNCHOPHANES**, *Baird*.**Rhynchophanes maccowni** (*Lawr.*).

(Plate XII. fig. 3.)

- Plectrophanes maccowni*, *Baird, Brewer & Ridgw. N. Amer. Birds*, i. p. 523 (1874).  
*Rhynchophanes maccowni*, *Sharpe, Cat. Birds B. M.* xii. p. 589 (1888);  
*Nehrck. Kat. Eiersamml.* p. 114 (1899); *Ridgw. Birds North & Middle Amer.* i. p. 165 (1901); *Sharpe, Hand-l.* v. p. 288 (1909).

Two eggs of Maccown's Bunting are elliptical in shape, and have a considerable amount of gloss. They are pale creamy- or brownish-buff, very indistinctly mottled with pale lavender and grey, and marked with some specks, scratches, scrawls and fine lines of umber-brown. They measure respectively: .81 by .59; .82 by .59.

- |                                 |                         |
|---------------------------------|-------------------------|
| 2. Traders' Road, 49th Parallel | N. Amer. Boundary Comm. |
| ( <i>G. M. Dawson</i> ).        |                         |

Genus **CALAMOSPIZA**, *Bonap.***Calamospiza melanocorys**, *Stejn.*

- Calamospiza bicolor*, *Baird, Brewer & Ridgw. N. Amer. Birds*, ii. p. 61 (1874); *Coues, Birds N.-West*, p. 163 (1874); *Sharpe, Cat. Birds B. M.* xii. p. 593 (1888); *Nehrck. Kat. Eiersamml.* p. 114 (1899).  
*Calamospiza melanocorys*, *Ridgw. Birds North & Middle Amer.* i. p. 168 (1901); *Sharpe, Hand-l.* v. p. 288 (1909).

The eggs of the American Lark-Bunting are of a very broad oval shape and frequently spheroidal. They are very smooth, glossy, and of a pale blue colour. Many eggs are uniform, others are spotted with light rufous at the broad end. They measure from .79 to .9 in length, and from .62 to .7 in breadth.

- |   |                                      |
|---|--------------------------------------|
| 4. Near Souris, 49th Parallel, 13th June ( <i>G. M. Dawson</i> ). | N. Amer. Boundary Comm.              |
| 2. 49th Parallel ( <i>G. M. D.</i> ).                             | N. Amer. Boundary Comm.              |
| 4. 49th Parallel ( <i>G. M. D.</i> ; <i>Henshaw Coll.</i> ).      | Salvin-Godman Coll.                  |
| 1. Dane Co., Wisconsin ( <i>Tristram Coll.</i> ).                 | Crowley Bequest.                     |
| 1. Denver, Colorado, 10th June.                                   | W. Radcliffe Saunders, Esq.<br>[P.]. |

Genus **SPIZA**, *Bonap.***Spiza americana** (*Gmel.*).

*Euspiza americana*, *Baird, Brewer & Ridgw. N. Amer. Birds*, ii. p. 65 (1874); *Coues, Birds N.-West*, p. 164 (1874).

*Spiza americana*, *Sabr. & Godm. Biol. Centr.-Amer., Aves*, i. p. 416 (1886); *Sharpe, Cat. Birds B. M.* xii. p. 770 (1888); *Nehrk. Kat. Eiersamml.* p. 118 (1899); *Ridgw. Birds North & Middle Amer.* i. p. 171 (1901); *Sharpe, Hand-l.* v. p. 288 (1909).

Eggs of the Black-throated Bunting appear to be very variable in shape. One specimen in the Collection is almost spherical, another is nearly a perfect ellipse, and a third is a narrow pointed oval. The eggs are glossy and of a plain bluish-green colour. They measure from .79 to .82 in length, and from .6 to .64 in breadth.

- |  |                                      |
|--|--------------------------------------|
| 1. North America ( <i>Henshaw Coll.</i> ).               | Salvin-Godman Coll.                  |
| 2. San Antonio, Texas ( <i>Dr. Heermann</i> ).           | Salvin-Godman Coll.                  |
| 2. San Antonio ( <i>Dr. Heermann : Tristram Coll.</i> ). | Crowley Bequest.                     |
| 5. Cook Co., Illinois, 6th Jan.                          | W. Radcliffe Saunders, Esq.<br>[P.]. |

Genus **CHONDESTES**, *Swains.***Chondestes grammacus** (*Say*).

*Chondestes grammaca*, *Baird, Brewer & Ridgw. N. Amer. Birds*, i. p. 562 (1874) [part.].

*Chondestes grammica*, *Sharpe, Cat. Birds B. M.* xii. p. 591 (1888); *Nehrk. Kat. Eiersamml.* p. 114 (1899).

*Chondestes grammacus grammacus*, *Ridgw. Birds North & Middle Amer.* i. p. 176 (1901).

*Chondestes grammacus*, *Sharpe, Hand-l.* v. p. 289 (1909).

The eggs of the Lark-Sparrow are of a broad oval shape and highly glossy. They are white, or very pale creamy-white, marked, almost entirely at the broad end, with spots, blotches, scratches and hair-lines of deep purplish-brown or black and some faint clouds and spots of lavender-grey. They measure from .75 to .82 in length, and from .6 to .66 in breadth.

- |  |                                      |
|--|--------------------------------------|
| 4. North America ( <i>Smiths. Inst.</i> ). | Salvin-Godman Coll.                  |
| 2. North America.                          | W. Radcliffe Saunders, Esq.<br>[P.]. |

**Chondestes strigatus** (*Swains.*).

(Plate XII. fig. 9.)

*Chondestes grammacus strigatus*, *Ridgw. Birds North & Middle Amer.* i. p. 178 (1901).

*Chondestes strigatus*, *Sharpe, Hand-l.* v. p. 289 (1909).



Eggs of the Western Lark-Sparrow are indistinguishable from those of *C. grammacus*.

- |   |                                     |
|---|-------------------------------------|
| 6. Laramie, Wyoming, U.S.A., 30th May ( <i>Henshaw Coll.</i> ). | Salvin-Godman Coll.                 |
| 5. Poway, California, 2nd May.                                  | W. Radcliffe Saunders, Esq.<br>[P.] |
| 4. Poway, 26th May.   | W. Radcliffe Saunders, Esq.<br>[P.] |
| 3. San Pedro, Texas ( <i>H. E. Dresser: Tristram Coll.</i> ).   | Crowley Bequest.                    |
| 3. San Antonio, Texas ( <i>Dr. Heermann: Tristram Coll.</i> ).  | Crowley Bequest.                    |

Genus **POECETES**, *Baird*.

**Poecetes gramineus** (*Gmel.*).

- Fringilla graminea*, *Thien. Fortypflanz. ges. Vög.* p. 389, tab. xxxiv. fig. 8, *a, b* (1845-54).
- Poecetes gramineus*, *Baird, Brewer & Ridgw. N. Amer. Birds*, i. p. 545 (1874).
- Poecetes gramineus*, *Coues, Birds N.-West*, p. 129 (1874); *Sharpe. Cat. Birds B. M.* xii. p. 670 (1888); *Nehr. Kat. Eversamml.* p. 116 (1899); *Sharpe, Hand-l.* v. p. 289 (1909).
- Poecetes gramineus gramineus*, *Ridgw. Birds North & Middle Amer.* i. p. 182 (1901).

Eggs of the Vesper Sparrow are of a pointed oval form and almost devoid of gloss. They are greyish-white, mottled with underlying lilac-grey or pinkish-brown, and sparingly marked with some surface-spots, lines, scratches, and small blotches of reddish-brown or deep purplish-brown. The markings are usually rather evenly distributed over the surface of the egg, but in some instances they form a confluent zone round the broad end. Specimens measure from .77 to .87 in length, and from .56 to .62 in breadth.

- |   |                                     |
|---|-------------------------------------|
| 3. North America ( <i>D. G. Elliot: Tristram Coll.</i> ).         | Crowley Bequest.                    |
| 2. North America ( <i>D. G. E.: Tristram Coll.</i> ).             | Crowley Bequest.                    |
| 1. North America.   | Salvin-Godman Coll.                 |
| 6. North America ( <i>Henshaw Coll.</i> ).                        | Salvin-Godman Coll.                 |
| 4. North America ( <i>Smiths. Inst.</i> ).                        | Salvin-Godman Coll.                 |
| 3. North America ( <i>Smiths. Inst.</i> ).                        | Salvin-Godman Coll.                 |
| 3. Ohio, July ( <i>N. A. Chapman: Smiths. Inst.</i> ).            | Salvin-Godman Coll.                 |
| 4. Chester Co., Pennsylvania ( <i>C. J. Penneck</i> ).            | Princeton University, N. J.<br>[E.] |
| 2. Massachusetts ( <i>T. M. Brewer: Tristram Coll.</i> ).         | Crowley Bequest.                    |
| 5. West Newbury, Massachusetts, 20th May ( <i>G. E. Gilman</i> ). | W. Radcliffe Saunders, Esq.<br>[P.] |

**Poœcetes confinis**, *Baird*.

(Plate XII. fig. 7.)

- Poœcetes gramineus*, var. *confinis*, *Hensh. Rep. Wheeler's Surv.* v. p. 256 (1875).  
*Poœcetes gramineus*, *Coues (nec Gmel.)*, *Bull. U. S. Geol. & Geogr. Surv. Terr.* iv. p. 589 (1878).  
*Poœcetes confinis*, *Sharpe, Cat. Birds B. M.* xii. p. 672 (1888); *id. Hand-l.* v. p. 289 (1909).  
*Poœcetes gramineus confinis*, *Ridgw. Birds Middle & North Amer.* i. p. 184 (1901).

Eggs of the Western Vesper Sparrow are indistinguishable from those of *P. gramineus*. They measure from .76 to .84 in length, and from .57 to .63 in breadth.

- |    |   |                                  |
|----|---|----------------------------------|
| 4. | Larimore, Washington, D.C., 18th July.        | Crowley Bequest.                 |
| 4. | Olympia, Washington, 23rd May (F. W. Andros). | W. Radcliffe Saunders, Esq. [P.] |
| 3. | Olympia, 23rd May (F. W. A.).                 | W. Radcliffe Saunders, Esq. [P.] |

Genus **PASSERCULUS**, *Bonap.***Passerculus princeps**, *Maynard*.

(Plate XII. fig. 6.)

- Passerculus princeps*, *Baird, Brewer & Ridgw. N. Amer. Birds*, i. p. 540 (1874); *Sharpe, Cat. Birds B. M.* xii. p. 679 (1888); *Ridgw. Birds North & Middle Amer.* i. p. 189 (1901); *Sharpe, Hand-l.* v. p. 290 (1909).

Two eggs of the Ipswich Sparrow are of a rather broad and pointed oval form, almost devoid of gloss. The ground-colour is pale creamy-white, spotted and blotched all over with brown or dull reddish-brown, and sparingly with lavender-grey. They measure respectively .78 by .58 and .78 by .57.

- |    |   |                  |
|----|---|------------------|
| 2. | Grand Manan I., Bay of Fundy, Nova Scotia (T. M. Brewer: Tristram Coll.). | Crowley Bequest. |
|----|---|------------------|

**Passerculus savanna** (*Wilson*).

- Passerculus savanna*, *Baird, Brewer & Ridgw. N. Amer. Birds*, i. p. 533 (1874); *Coues, Birds N.-West*, p. 127 (1874) [part.]; *id. Bull. U. S. Geol. & Geogr. Surv. Terr.* iv. p. 588 (1878); *Sharpe, Hand-l.* v. p. 290 (1909).  
*Passerculus sandwichensis*, *Sharpe, Cat. Birds B. M.* xii. p. 674 (1888) [part.]; *Nehrck. Kat. Eiersamml.* p. 116 (1899).  
*Passerculus sandwichensis savanna*, *Ridgw. Birds North & Middle Amer.* i. p. 192 (1909).

The eggs of the Savanna Sparrow are of a pointed oval form and

almost devoid of gloss. The ground-colour is greenish-white or sometimes creamy-white, densely mottled, speckled and blotched with various shades of reddish-brown and pale underlying lavender-grey. Specimens measure from .74 to .85 in length, and from .55 to .61 in breadth.

- |  |                                  |
|--|----------------------------------|
| 1. North America.                          | Old Collection.                  |
| 1. North America.                          | Salvin-Godman Coll.              |
| 3. North America ( <i>Henshaw Coll.</i> ). | Salvin-Godman Coll.              |
| 4. North America ( <i>Smiths. Inst.</i> ). | Salvin-Godman Coll.              |
| 5. Rhode Island, U. S. America, 2nd June.  | W. Radcliffe Saunders, Esq. [P.] |

### *Passerculus alaudinus* (Bonap.).

(Plate XII. fig. 8.)

- Passerculus savanna*, var. *alaudinus*, *Baird, Brewer & Ridgw. N. Amer. Birds*, i. p. 537 (1874).  
*Ammodramus sandwichensis alaudinus*, *Nelson, Rep. Nat. Hist. Alaska*, p. 187 (1887).  
*Passerculus sandwichensis*, *Sharpe, Cat. Birds B. M.* xii. p. 674 (1888) [part.].  
*Passerculus sandwichensis alaudinus*, *Ridgw. Birds North & Middle Amer.* i. p. 194 (1901).  
*Passerculus alaudinus*, *Sharpe, Hand-l.* v. p. 290 (1909).

Eggs of the Western Savanna Sparrow resemble those of *P. savanna*, but some clutches are more boldly marked with larger blotches of reddish-brown, and others are spotted and scratched with deep purplish-brown. They measure from .7 to .79 in length, and from .53 to .6 in breadth.

- |  |                                  |
|--|----------------------------------|
| 5. St. Michael's, Alaska, 16th June<br>( <i>E. W. Nelson: Henshaw Coll.</i> ). | Salvin-Godman Coll.              |
| 5. St. Michael's ( <i>E. W. N.: Henshaw Coll.</i> ).                           | Salvin-Godman Coll.              |
| 2. Yukon River, Alaska, 9th June<br>( <i>J. Lockhart: Smiths. Inst.</i> ).     | Salvin-Godman Coll.              |
| 5. Salt Lake City, Utah, 15th June.  | W. Radcliffe Saunders, Esq. [P.] |

### Genus **COTURNICULUS**. Bonap.

#### *Coturniculus passerinus* (Wilson).

(Plate XII. figs. 15, 19.)

- Coturniculus passerinus*, *Baird, Brewer & Ridgw. N. Amer. Birds*, i. p. 553 (1874) [part.]; *Salv. & Godm. Biol. Centr.-Amer., Aves*, i. p. 384 (1886) [part.]; *Sharpe, Hand-l.* v. p. 292 (1909).  
*Ammodromus savannarum*, *Sharpe, Cat. Birds B. M.* xii. p. 687 (1888) [part.]; *Nehrke. Kat. Eiersamml.* p. 116 (1899).  
*Coturniculus savannarum passerinus*, *Ridgw. Birds North & Middle Amer.* i. p. 207 (1901).

Eggs of the Grasshopper-Sparrow are of a very rounded oval shape and moderately glossy. They are white, speckled and blotched, chiefly at the broad end, with light red and deep lavender-grey, the markings often forming a zone or cap. They measure from .65 to .73 in length, and from .53 to .6 in breadth.

- |   |                                     |
|---|-------------------------------------|
| 1. North America ( <i>Henshaw Coll.</i> ).                                  | Salvin-Godman Coll.                 |
| 2. North America ( <i>Smiths. Inst.</i> ).                                  | Salvin-Godman Coll.                 |
| 2. North America ( <i>Tristram Coll.</i> ).                                 | Crowley Bequest.                    |
| 3. Winnebago, Minnesota, U.S.A.<br>( <i>H. W. Tolman: Tristram Coll.</i> ). | Crowley Bequest.                    |
| 4. Winnebago, 2nd June.   | W. Radcliffe Saunders, Esq.<br>[P.] |
| 4. Illinois, 2nd June.  | W. Radcliffe Saunders, Esq.<br>[P.] |

Genus **AMMODROMUS**, *Swains.*

**Ammodromus maritimus** (*Wilson*).

(Plate XII. figs. 18, 23.)

*Ammodromus maritimus*, *Baird, Brewer & Ridgw. N. Amer. Birds*, i. p. 560 (1874) [part.]; *Sharpe, Cat. Birds B. M.* xii. p. 683 (1888) [part.]; *Nehrke. Kat. Eiersamml.* p. 116 (1899); *Sharpe, Hand-l.* v. p. 293 (1909).

*Ammodromus maritimus maritimus*, *Ridgw. Birds North & Middle Amer.* i. p. 214 (1901).

Eggs of the Seaside Sparrow are of a blunt oval shape and moderately glossy. They are greenish-white, spotted or blotched with reddish-brown and underlying grey, the markings being generally concentrated about the larger end. They measure from .75 to .81 in length, and from .57 to .63 in breadth.

- |   |                                     |
|---|-------------------------------------|
| 1. North America ( <i>Smiths. Inst.</i> ).                | Salvin-Godman Coll.                 |
| 1. North America ( <i>Henshaw Coll.</i> ).                | Salvin-Godman Coll.                 |
| 1. Massachusetts ( <i>T. M. Brewer: Tristram Coll.</i> ). | Crowley Bequest.                    |
| 4. New Jersey ( <i>D. G. Elliot: Tristram Coll.</i> ).    | Crowley Bequest.                    |
| 1. Saybrook, Connecticut, 2nd June.                       | W. Radcliffe Saunders, Esq.<br>[P.] |

**Ammodromus caudacutus** (*Gmel.*).

(Plate XII. fig. 16.)

*Ammodromus caudacutus*, *Baird, Brewer & Ridgw. N. Amer. Birds*, i. p. 557 (1874); *Sharpe, Cat. Birds B. M.* xii. p. 685 (1888) [part.]; *Nehrke. Kat. Eiersamml.* p. 116 (1899); *Sharpe, Hand-l.* v. p. 294 (1909).

*Ammodromus caudacutus caudacutus*, *Ridgw. Birds North & Middle Amer.* i. p. 220 (1901).

Seven eggs of the Sharp-tailed Sparrow are of a blunt oval form

and moderately glossy. They are greyish- or greenish-white, more or less densely mottled and freckled with various shades of reddish-brown and some underlying lavender-grey. They measure from .72 to .79 in length and from .53 to .6 in breadth.

1. North America (*Smiths. Inst.*). Salvin-Godman Coll.
3. North America (*Henshaw Coll.*). Salvin-Godman Coll.
3. Salt Marshes, New Jersey  
(*Tristram Coll.*). Crowley Bequest.

Genus **MYIOSPIZA**, *Ridgw.*

**Myiospiza peruana** (*Bonap.*).

*Coturniculus peruanus*, *Scl. & Huds. Argent. Orn.* i. p. 60 (1888);  
*Holland, Ibis*, 1893, p. 484.

*Ammodromus peruanus*, *Sharpe, Cat. Birds B. M.* xii. p. 693 (1888).

*Myiospiza peruana*, *Sharpe, Hand-l.* v. p. 295 (1909).

The eggs of the Yellow-shouldered Sparrow are of a rather narrow pointed oval shape and exhibit a considerable amount of gloss. They are plain white. Four examples measure respectively: .81 by .58; .82 by .55; .85 by .56; .77 by .55.

4. Argentina, Oct. A. H. Holland, Esq. [C.].

Genus **PLAGIOSPIZA**, *Ridgw.*

**Plagiospiza superciliosa** (*Swains.*).

(Plate XII. figs. 21, 22.)

*Hæmophila superciliosa*, *Sharpe, Cat. Birds B. M.* xii. p. 722 (1888).

*Plagiospiza superciliosa*, *Ridgw. Birds North & Middle Amer.* i. p. 229  
(1901); *Sharpe, Hand-l.* v. p. 295 (1909).

Two eggs of the Striped Sparrow are of a rather broad, somewhat pointed oval form and distinctly glossy. The ground-colour is white, with dots, spots, and small blotches of light red, dark reddish-brown and lilac-grey, scattered over the entire shell, but most numerous about the larger end. They measure respectively .95 by .68 and .92 by .67.

2. Durango, Mexico, 30th April. Crowley Bequest.

Genus **HÆMOPHILA**, *Swains.*

**Hæmophila cassini** (*Woodhouse*).

*Peuceea cassini*, *Baird, Brewer & Ridgw. N. Amer. Birds*, i. p. 42  
(1874); *Merrill, P. U. S. Nat. Mus.* i. p. 128 (1878); *Sharpe, Cat. Birds B. M.* xii. p. 712 (1888); *Salvin & Godman, Biol. Centr.-Amer., Aves*, i. p. 391 (1886).

*Aimophila cassini*, *Ridgw. Birds North & Middle Amer.* i. p. 253 (1901).

*Hæmophila cassini*, *Sharpe, Hand-l.* v. p. 298 (1909).

The eggs of Cassin's Sparrow are of a regular oval form, moderately glossy, and plain white. They measure from  $\cdot 68$  to  $\cdot 79$  in length, and from  $\cdot 54$  to  $\cdot 6$  in breadth.

- |  |                                     |
|--|-------------------------------------|
| 3. North America ( <i>Smiths. Inst.</i> ). | Salvin-Godman Coll.                 |
| 1. North America, 20th May.                | W. Radcliffe Saunders, Esq.<br>[P.] |
| 3. Texas, April.                           | W. Radcliffe Saunders, Esq.<br>[P.] |

Genus **AMPHISPIZA**, *Coues*.

**Amphispiza bilineata** (*Cassin*).

- Poospiza bilineata, *Heermann, Rep. Pacif. R. R. Surv.* x. pt. iv. p. 14 (1859) [part.; San Antonio, Texas]; *Baird, Brewer & Ridgw. N. Amer. Birds*, i. p. 590 (1874) [part.].  
 Amphispiza bilineata, *Salv. & Godm. Biol. Centr.-Amer., Aves*, i. p. 367 (1886); *Sharpe, Cat. Birds B. M.* xii. p. 628 (1888) [part.]; *id. Hand-l.* v. p. 300 (1909).  
 Amphispiza bilineata bilineata, *Ridgw. Birds North & Middle Amer.* i. p. 263 (1901).

Three eggs of the Black-throated Sparrow are of a regular oval shape, very glossy, and plain white. They measure from  $\cdot 65$  to  $\cdot 73$  in length, and from  $\cdot 52$  to  $\cdot 55$  in breadth.

- |   |                                     |
|---|-------------------------------------|
| 1. Rio Madeira, Texas ( <i>A. L. Heermann: Tristram Coll.</i> ) | Crowley Bequest.                    |
| 3. Rockport, Texas, May.  | W. Radcliffe Saunders, Esq.<br>[P.] |

**Amphispiza deserticola**, *Ridgw.*

- Poospiza bilineata, *Henshaw, Rep. Wheeler's Surv.* v. p. 274 (1875).  
 Amphispiza bilineata deserticola, *Ridgw. Birds North & Middle Amer.* i. p. 265 (1901).  
 Amphispiza deserticola, *Sharpe, Hand-l.* v. p. 300 (1909).

Three eggs of the Desert Sparrow are of a rather broad oval form, distinctly glossy, and plain bluish-white. They measure respectively:  $\cdot 7$  by  $\cdot 58$ ;  $\cdot 71$  by  $\cdot 57$ ;  $\cdot 71$  by  $\cdot 57$ .

- |                                      |                     |
|--------------------------------------|---------------------|
| 3. Arizona ( <i>H. W. Henshaw</i> ). | Salvin-Godman Coll. |
|--------------------------------------|---------------------|

**Amphispiza belli** (*Cassin*).

(Plate XII. fig. 17.)

- Amphispiza belli, *Sharpe, Cat. Birds B. M.* xii. p. 629 (1888); *id. Hand-l.* v. p. 300 (1909).  
 Amphispiza belli belli, *Ridgw. Birds North & Middle Amer.* i. p. 267 (1901).

Four eggs of Bell's Sparrow are of a regular oval shape and

slightly glossy. The ground-colour is pale greenish-white, finely spotted all over with reddish-brown and with underlying small blotches and spots of violet-grey, the markings being most numerous round the larger end. They measure from  $\cdot 71$  to  $\cdot 72$  in length, and from  $\cdot 53$  to  $\cdot 55$  in breadth.

4. San Diego, California, 12th April W. Radcliffe Saunders, Esq.  
(*O. W. Knight*). [P.]

***Amphispiza nevadensis*, Ridgw.**

(Plate XII. fig. 20.)

*Poospiza belli*, var. *nevadensis*, *Baird, Brewer & Ridgw. N. Amer. Birds*, i. p. 594 (1874).

*Amphispiza nevadensis*, *Sharpe, Cat. Birds B. M.* xii. p. 630 (1888); *id. Hand-l.* v. p. 301 (1909).

*Amphispiza belli nevadensis*, *Henshaw, Rep. Wheeler's Surv.* 1879, p. 296; *Ridgw. Birds North & Middle Amer.* i. p. 270 (1901).

Four eggs of the Sage-Sparrow are of a rather lengthened oval form and moderately glossy. They are very pale green, speckled and blotched with pale reddish-brown and purplish-grey. The markings are most frequent at the broad end, where they are more or less confluent and form a wide zone. In addition, the eggs have a few blotches and scrawls of very dark reddish-brown, almost black, scattered over their surface. They measure respectively:  $\cdot 8$  by  $\cdot 57$ ;  $\cdot 75$  by  $\cdot 57$ ;  $\cdot 82$  by  $\cdot 57$ ;  $\cdot 79$  by  $\cdot 57$ .

4. Reno, Nevada, 25th May (*H. W.* Salvin-Godman Coll  
*Henshaw*).

Genus **POOSPIZA**, *Cub.*

***Poospiza melanoleuca* (D'Orb. & Lafr.).**

(Plate XII. fig. 11.)

*Poospiza melanoleuca*, *Sharpe, Cat. Birds B. M.* xii. p. 638 (1888); *Nehr. Kat. Eiersamml.* p. 115 (1899); *Sharpe, Hand-l.* v. p. 302 (1909).

Two eggs of the White-and-Grey Warbling-Finch are of a rather pointed oval shape and somewhat glossy. They are white, sparingly spotted, chiefly round the larger end, where the markings form an irregular zone, with brownish-black and lilac-grey. They measure respectively  $\cdot 75$  by  $\cdot 53$  and  $\cdot 73$  by  $\cdot 55$ .

2. Argentina. Crowley Bequest.

Genus **JUNCO**, *Wagler*.**Junco hyemalis** (*Linnaeus*).

(Plate XII. fig. 13.)

- Junco hyemalis*, *Baird, Brewer & Ridgw. N. Amer. Birds*, i. p. 580 (1874); *Coues, Birds N.-West*, p. 141 (1874); *Sharpe, Hand-l.* v. p. 303 (1909).  
*Junco hiemalis*, *Sharpe, Cat. Birds B. M.* xii. p. 647 (1888); *Nehrck. Kat. Eiersamml.* p. 115 (1893).  
*Junco hyemalis hyemalis*, *Ridgw. Birds North & Middle Amer.* i. p. 278 (1901).

Eggs of the Snow-bird or Slate-coloured Junco are of a regular oval shape and have a fair amount of gloss. They are creamy-white, mottled and blotched with pale reddish-brown and lilac-grey. The markings are often confluent at the broad end of the egg and form a cap. One example in the Collection is mottled entirely with faint lavender-grey. They measure from .7 to .8 in length, and from .56 to .6 in breadth.

- |   |                                      |
|---|--------------------------------------|
| 4. North America.   | W. Radcliffe Saunders, Esq.<br>[P.]. |
| 2. North America ( <i>Smiths. Inst.</i> ).                                      | Salvin-Godman Coll.                  |
| 1. North America ( <i>Henshaw Coll.</i> ).                                      | Salvin-Godman Coll.                  |
| 4. Fort Rae, Great Slave Lake ( <i>S. Jones: Henshaw Coll.</i> ).               | Salvin-Godman Coll.                  |
| 2. Musquash, New Brunswick, 6th May ( <i>A. Dunn: Tristram Coll.</i> ).         | Crowley Bequest.                     |
| 3. Musquash, 12th May ( <i>A. R. Dresser</i> ).                                 | Crowley Bequest.                     |
| 4. Grand Manan I., Bay of Fundy, Nova Scotia, 7th June ( <i>S. F. Cheney</i> ). | W. Radcliffe Saunders, Esq.<br>[P.]. |

**Junco oregonus** (*Townsend*).

- Junco oregonus*, *Sharpe, Cat. Birds B. M.* xii. p. 650 (1888); *Nehrck. Kat. Eiersamml.* p. 115 (1899); *Sharpe, Hand-l.* v. p. 303 (1909).  
*Junco oregonus oregonus*, *Ridgw. Birds North & Middle Amer.* i. p. 283 (1901).

Five eggs received in the Crowley Bequest and believed to be those of the Oregon Junco, vary greatly both in size and markings. Two resemble those of *J. hyemalis*, being white, spotted and blotched with light red and lilac, chiefly about the broad end. They measure respectively .74 by .57 and .76 by .6. A third egg is similar in colour, but much smaller, .71 by .53. Two eggs from Fort Resolution are pale greenish-white, thickly and evenly spotted all over with brown and lilac-grey. They measure respectively .8 by .59 and .75 by .6.

No description of the eggs of this species appears to have been published. It seems doubtful if the eggs from Fort Resolution



have been correctly identified, but they appear to have been carefully collected.

1. North America (*Nehr Korn Coll.*). Crowley Bequest.
2. North America. Crowley Bequest.
2. Fort Resolution, Great Slave Lake, British N. America, June. Crowley Bequest.

### *Junco caniceps* (*Woodhouse*).

*Junco caniceps*, *Aiken, Amer. Sportsm.* v. p. 370 (1875); *Brewer, Bull. Nutt. Orn. C.* iii. p. 72 (1878); *Sharpe, Cat. Birds B. M.* xii. p. 654 (1888); *Nehr. Kat. Eiersamml.* p. 115 (1899); *Ridgw. Birds North & Middle Amer.* i. p. 295 (1901); *Sharpe, Hand-l.* v. p. 305 (1909).  
*Junco cinereus caniceps*, *Drew, Bull. Nutt. Orn. C.* vi. p. 40 (1881).

Two eggs of the Grey-headed Junco are much like those of *J. hyemalis*. They measure respectively .74 by .61 and .73 by .59.

2. Western United States. Crowley Bequest.

### *Junco phænotus*, *Wagler*.

*Junco cinereus*, *Sharpe (nec Linn.), Cat. Birds B. M.* xii. p. 653 (1888); *Nehr. Kat. Eiersamml.* p. 115 (1899).  
*Junco phænotus phænotus*, *Ridgw. Birds North & Middle Amer.* i. p. 299 (1901).  
*Junco phænotus*, *Sharpe, Hand-l.* v. p. 305 (1909).

Two eggs of the Mexican Junco are of a regular oval form, slightly glossy, and of a pale blue colour with spots of minute dark brown scattered over the larger end. They measure respectively .78 by .6 and .8 by .6.

2. Mexico, 2nd July (*Nehr Korn Coll.*). Crowley Bequest.

### Genus *SPIZELLA*, *Bonap.*

#### *Spizella monticola* (*Gmel.*).

*Spizella monticola*, *Baird, Brewer & Ridgw. N. Amer. Birds*, ii. p. 3 (1874) [part.]; *Sharpe, Cat. Birds B. M.* xii. p. 657 (1888) [part.]; *Nehr. Kat. Eiersamml.* p. 115 (1899); *Sharpe, Hand-l.* v. p. 306 (1909).

*Spizella monticola monticola*, *Ridgw. Birds North & Middle Amer.* i. p. 307 (1901).

Two eggs of the East-American Tree-Sparrow are of a regular oval shape and slightly glossy. They are of a pale green colour, densely and very finely speckled and spotted all over with pale reddish-brown and lilac- or lavender-grey. They measure respectively .9 by .65 and .83 by .65.

2. Massachusetts (*T. M. Brewer: Tristram Coll.*). Crowley Bequest.

**Spizella ochracea, Brewster.**

(Plate XII. fig. 12.)

- Spizella monticola*, Ross, *Nat. Hist. Rev.* 1862, p. 282; *id.*, *Canad. Nat.* vii. p. 147 (1862); Baird, Brewer & Ridgw. *N. Amer. Birds*, ii. p. 3 (1874) [part.]; MacFarlane, *Proc. U. S. Nat. Mus.* xiv. p. 443 (1892).
- Spizella monticola ochracea*, Nelson, *Report Nat. Hist. Alaska*, p. 190 (1887); *Ridgw. Birds North & Middle Amer.* i. p. 309 (1901).
- Spizella ochracea*, Sharpe, *Cat. Birds B. M.* xii. p. 659 (1888); *id.* *Hand-l.* v. p. 306 (1909).

Some eggs of the West-American Tree-Sparrow resemble those of *S. monticola*, but the majority of those in the Collection are more brightly coloured and in some clutches the markings are much larger. The ground-colour is pale green, spotted and mottled with bright reddish-brown, the markings being often dense and confluent at the broad end, where they sometimes form an imperfect cap. Underlying the surface markings are many smears and clouds of purplish-grey. Eggs of this species, if all are correctly identified, vary greatly in size. The larger ones closely resemble the eggs of *Zonotrichia leucophrys* and its allies and should possibly be referred to one of those species. They measure from .7 to .86 in length, and from .55 to .63 in breadth.

- |  |                         |
|--|-------------------------|
| 4. St. Michael's, Alaska 20th June<br>( <i>E. W. Nelson</i> ).               | Salvin-Godman Coll.     |
| 4. Fort Anderson, Arctic America<br>( <i>R. MacFarlane: Henshaw Coll.</i> ). | Salvin-Godman Coll.     |
| 4. Fort Anderson, 10th June ( <i>R. MacF.: Tristram Coll.</i> ).             | Crowley Bequest.        |
| 3. Fort Anderson, 18th June ( <i>R. MacF.: Tristram Coll.</i> ).             | Crowley Bequest.        |
| 5. Fort Anderson, 13th June ( <i>R. MacF.: Smiths. Inst.</i> ).              | Salvin-Godman Coll.     |
| 4. Fort Anderson, 22nd June ( <i>R. MacF.: Henshaw Coll.</i> ).              | Salvin-Godman Coll.     |
| 3. Souris River, North Dakota,<br>2nd June ( <i>G. M. Dawson</i> ).          | N. Amer. Boundary Comm. |
| 4. Fort Simpson, Mackenzie River<br>District.                                | B. R. Ross, Esq. [P.].  |
| 3. Fort Simpson.   | B. R. Ross, Esq. [P.].  |

**Spizella socialis (Wilson).**

- Fringilla socialis*, Thien, *Fortpflanz. ges. Vög.* p. 392, tab. xxxv. fig. 17, a, b (1845-54).
- Spizella socialis*, Ross, *Nat. Hist. Rev.* 1862, p. 282; *id.*, *Canad. Nat.* vii. p. 147 (1862); Baird, Brewer & Ridgw. *N. Amer. Birds*, ii. p. 3 (1874) [part.]; Sharpe, *Cat. Birds, B. M.* xii. p. 660 (1888) [part.]; *Nehrke. Kat. Eiersamml.* p. 115 (1899); Sharpe, *Hand-l.* v. p. 306 (1909).
- Spizella socialis socialis*, *Ridgw. Birds North & Middle Amer.* i. p. 311 (1901).

The eggs of the Chipping Sparrow are of a pointed oval shape and moderately glossy. They are greenish-blue, spotted and blotched, almost entirely at the broad end, with dark purplish-brown or black, and lilac-grey or pinkish-brown. The markings are sparse and small in size and rarely extend to the smaller half of the egg. Specimens measure from  $\cdot6$  to  $\cdot72$  in length, and from  $\cdot5$  to  $\cdot55$  in breadth.

- |  |                                   |
|--|-----------------------------------|
| 4. North America.  | Gould Coll.                       |
| 4. North America ( <i>Smiths. Inst.</i> ).                                 | Salvin-Godman Coll.               |
| 4. Fort Simpson.   | B. R. Ross, Esq. [P.].            |
| 4. Fort Simpson.   | B. R. Ross, Esq. [P.].            |
| 4. Fort Simpson.   | B. R. Ross, Esq. [P.].            |
| 2. Fort Resolution, Great Slave Lake ( <i>B. R. Ross: Smiths. Inst.</i> ). | Salvin-Godman Coll.               |
| 5. Bangor, Maine, 20th May ( <i>T. Bailey</i> ).                           | W. Radcliffe Saunders, Esq. [P.]. |
| 4. New York ( <i>D. G. Elliot: Tristram Coll.</i> ).                       | Crowley Bequest.                  |
| 6. Massachusetts ( <i>Henshaw Coll.</i> ).                                 | Salvin-Godman Coll.               |
| 4. Massachusetts ( <i>T. M. Brewer: Tristram Coll.</i> ).                  | Crowley Bequest.                  |
| 3. West Newbury, Massachusetts, 28th May.                                  | W. Radcliffe Saunders, Esq. [P.]. |
| 3. Chester Co., Pennsylvania ( <i>C. J. Pennock</i> ).                     | Princeton University, N. J. [E.]. |
| 4. West Chester Co., Pennsylvania, 10th June.                              | Crowley Bequest.                  |
| 2. Good Ground, Long Island ( <i>C. B. Lowe</i> ).                         | Princeton University, N. J. [E.]. |

### *Spizella mexicana*, *Nelson*.

*Spizella socialis mexicana*, *Ridgw. Birds North & Middle Amer.* i. p. 313 (1901).

*Spizella mexicana*, *Sharpe, Hand-l.* v. p. 306 (1909).

Eggs of the Mexican Chipping Sparrow are indistinguishable from those of *S. socialis*. They measure respectively  $\cdot69$  by  $\cdot5$  and  $\cdot72$  by  $\cdot51$ .

- |            |                     |
|------------|---------------------|
| 1. Mexico. | Gould Coll.         |
| 1. Mexico. | Salvin-Godman Coll. |

### *Spizella arizonæ*, *Coues*.

(Plate XII. fig. 10).

*Spizella socialis*, *Sharpe, Cat. Birds B. M.* xii. p. 660 (1888) [part.].

*Spizella socialis arizonæ*, *Ridgw. Birds North & Middle Amer.* i. p. 315 (1901).

*Spizella arizonæ*, *Sharpe, Hand-l.* v. p. 307 (1909).

Eggs of the Western Chipping Sparrow are perfectly similar to those of *S. socialis*. They measure from  $\cdot63$  to  $\cdot71$  in length, and from  $\cdot5$  to  $\cdot53$  in breadth.

- |                                     |                                      |
|-------------------------------------|--------------------------------------|
| 4. British Columbia.                | Crowley Bequest.                     |
| 4. British Columbia.                | J. K. Lord, Esq. [P.].               |
| 5. Salt Lake City, Utah, 10th June. | W. Radcliffe Saunders, Esq.<br>[P.]. |

**Spizella pusilla (Wilson).**

- Fringilla juncoorum*, *Thien. Fortypflanz. ges. Vög.* p. 392, tab. xxxiv. fig. 12, *a, b* (1845-54).  
*Spizella pusilla*, *Baird, Brewer & Ridgw. N. Amer. Birds*, i. p. 5 (1874);  
*Sharpe, Cat. Birds B. M.* xii. p. 664 (1888); *Nehrke. Kat. Eiersamml.*  
 p. 115 (1899); *Sharpe, Hand-l.* v. p. 307 (1909).  
*Spizella pusilla pusilla*, *Ridgw. Birds North & Middle Amer.* i. p. 318  
 (1901).

Eggs of the Field-Sparrow are of much the same type as those of *S. monticola*, but are more delicately marked. The ground-colour is faint greenish-white, densely speckled on the broader half and sparingly on the smaller half with dull brick-red and lilac-grey. The markings sometimes form a cap at the broad end. The eggs measure from .65 to .75 in length, and from .5 to .6 in breadth.

- |   |                                      |
|---|--------------------------------------|
| 2. North America ( <i>Smiths. Inst.</i> ).                    | Salvin-Godman Coll.                  |
| 14. North America ( <i>Henshaw Coll.</i> ).                   | Salvin-Godman Coll.                  |
| 2. North America.   | W. Radcliffe Saunders, Esq.<br>[P.]. |
| 4. Massachusetts ( <i>T. M. Brewer:<br/>Tristram Coll.</i> ). | Crowley Bequest.                     |
| 4. New Jersey ( <i>D. G. Elliot:<br/>Tristram Coll.</i> ).    | Crowley Bequest.                     |
| 1. Chester Co., Pennsylvania ( <i>C.<br/>J. Penneck</i> ).    | Princeton University, N. J.<br>[E.]. |

**Spizella arenacea, Chadbourne.**

- Spizella pusilla arenacea*, *Ridgw. Birds North & Middle Amer.* i. p. 320  
 (1901).  
*Spizella arenacea*, *Sharpe, Hand-l.* v. p. 307 (1909).

Three eggs of the Western Field-Sparrow are similar to those of *S. pusilla*. They measure respectively .67 by .50; .66 by .49; .66 by .50.

- |   |                                      |
|---|--------------------------------------|
| 3. Boulder, Colorado, U.S.A., 10th<br>June. | W. Radcliffe Saunders, Esq.<br>[P.]. |
|---|--------------------------------------|

**Spizella atrogularis (Cab.).**

- Spizella atrigularis*, *Sharpe, Cat. Birds B. M.* xii. p. 669 (1888).  
*Spizella atrogularis*, *Ridgw. Birds North & Middle Amer.* i. p. 322  
 (1901); *Sharpe, Hand-l.* v. p. 307 (1909).

Two eggs believed to be those of the Black-chinned Sparrow are of a rather pointed oval shape, somewhat glossy and uniform pale blue. They measure respectively .72 by .51 and .73 by .52.

- |                            |                  |
|----------------------------|------------------|
| 2. California, 28th April. | Crowley Bequest. |
|----------------------------|------------------|

**Spizella pallida** (*Swains.*).

*Spizella pallida*, *Baird, Brewer & Ridgw. N. Amer. Birds*, ii. p. 11 (1874); *Coues, Birds N.-West*, p. 148 (1874); *Ridgw. Birds North & Middle Amer.* i. p. 324 (1901); *Sharpe, Hand-l.* v. p. 307 (1909).  
*Spizella pusio*, *Sharpe, Cat. Birds B. M.* xii. p. 666 (1888); *Nehrke, Kat. Eiersamml.* p. 115 (1899).

Three eggs of the Clay-coloured Sparrow closely resemble those of *S. socialis*. They measure respectively: .64 by .5; .64 by .49; .71 by .52.

- |  |                                     |
|--|-------------------------------------|
| 1. North America ( <i>Smiths. Inst.</i> ). | Salvin-Godman Coll.                 |
| 2. Wisconsin, U.S.A.                       | W. Radcliffe Saunders, Esq.<br>[P.] |

**Spizella breweri**, *Cassin.*

(Plate XII. fig. 14.)

*Spizella pallida*, var. *breweri*, *Baird, Brewer & Ridgw. N. Amer. Birds*, ii. p. 13 (1874); *Coues, Birds N.-West*, p. 151 (1874).  
*Spizella breweri*, *Bendire, Proc. Bost. Soc. N. H.* xix. p. 119 (1877); *Salv. & Godm. Biol. Centr.-Amer., Aves*, i. p. 379 (1886); *Sharpe, Cat. Birds B. M.* xii. p. 668 (1888); *Nehrke, Kat. Eiersamml.* p. 115 (1899); *Ridgw. Birds North & Middle Amer.* i. p. 327 (1901); *Sharpe, Hand-l.* v. p. 308 (1909).

The eggs of Brewer's Sparrow do not appear to differ in any respect from those of *S. socialis*. Four examples measure .63 by .48.

- |  |                     |
|--|---------------------|
| 3. North America ( <i>Henshaw Coll.</i> ).                       | Salvin-Godman Coll. |
| 1. Eagle Lake, California, 5th July<br>( <i>H. W. Henshaw</i> ). | Salvin-Godman Coll. |

Genus **ZONOTRICHIA**, *Swains.***Zonotrichia leucophrys** (*Forster*).

*Fringilla leucophrys*, *Thien, Fortypflanz. ges. Vög.* p. 395, tab. xxxiv. fig. 2, a-c (1845-54).  
*Zonotrichia leucophrys*, *Baird, Brewer & Ridgw. N. Amer. Birds*, i. p. 566 (1874); *Sharpe, Cat. Birds B. M.* xii. p. 603 (1888) [part.]; *Sharpe, Hand-l.* v. p. 308 (1909).  
*Zonotrichia leucophrys leucophrys*, *Ridgw. Birds North & Middle Amer.* i. p. 336 (1901).

Eggs of the White-crowned Sparrow are of a broad oval shape and moderately glossy. They are pale greenish-white, mottled with brick-red and some underlying grey spots. The density of the markings varies considerably, some eggs having the ground-colour almost entirely concealed, whereas in others it is plainly visible,

especially at the smaller end of the egg. They measure from ·81 to ·88 in length, and from ·6 to ·66 in breadth.

### *Zonotrichia gambeli* (Nuttall).

*Zonotrichia gambelii*, *Ross, Nat. Hist. Review*, 1862, p. 281; *id. Canad. Nat.* vii. p. 147 (1862); *Sharpe, Cat. Birds B. M.* xii. p. 606 (1888) [part.]; *id. Hand-l.* v. p. 308 (1909).

*Zonotrichia leucophrys*, var. *gambeli*, *Baird, Brewer & Ridgw. N. Amer. Birds*, i. p. 569 (1874).

*Zonotrichia leucophrys intermedia*, *MacFarlane, Proc. U.S. Nat. Mus.* xiv. p. 442 (1892).

*Zonotrichia leucophrys gambelii*, *Ridgw. Birds North & Middle Amer.* i. p. 339 (1901).

Eggs of Gambel's Sparrow resemble those of *Z. leucophrys*. They measure from ·77 to ·86 in length, and from ·58 to ·65 in breadth.

- |   |                        |
|---|------------------------|
| 4. Anderson River, Brit. N. America<br>( <i>R. W. MacFarlane; Henshaw Coll.</i> ).        | Salvin-Godman Coll.    |
| 5. Anderson River ( <i>R. W. MacF.: Henshaw Coll.</i> ).                                  | Salvin-Godman Coll.    |
| 4. Anderson River, 15th June ( <i>R. W. MacF.: Smiths. Inst.</i> ).                       | Salvin-Godman Coll.    |
| 4. Anderson River, 15th June ( <i>R. W. MacF.: Tristram Coll.</i> ).                      | Crowley Bequest.       |
| 2. Anderson River, 22nd June ( <i>R. W. MacF.: Smiths. Inst.</i> ).                       | Salvin-Godman Coll.    |
| 4. Mackenzie River District.  | B. R. Ross, Esq. [P.]. |
| 3. Mackenzie River District.  | B. R. Ross, Esq. [P.]. |
| 2. Fort Resolution, Great Slave Lake,<br>13th May ( <i>J. Lockhart: Tristram Coll.</i> ). | Crowley Bequest.       |

### *Zonotrichia nuttalli*, *Ridgw.*

*Zonotrichia leucophrys*, *Lord (nec Forster), Proc. R. A. Inst. Woolwich*, iv. p. 338 (1865).

*Zonotrichia gambeli*, *Sharpe, Cat. Birds B. M.* xii. p. 606 (1888) [part.].

*Zonotrichia gambeli*, *Nehrke. (nec Nuttall), Kat. Eiersamml.* p. 114 (1899).

*Zonotrichia leucophrys nuttalli*, *Ridgw. Birds North & Middle Amer.* i. p. 342 (1901).

*Zonotrichia nuttalli*, *Sharpe, Hand-l.* v. p. 309 (1909).

The eggs of Nuttall's Sparrow resemble those of *Z. leucophrys*. They measure from ·8 to ·9 in length, and from ·6 to ·65 in breadth.

- |   |                                   |
|---|-----------------------------------|
| 4. Vancouver Island.                      | J. K. Lord, Esq. [P.].            |
| 4. Vancouver Island ( <i>Dr. Lyall</i> ). | Voy. H.M.S. 'Plumper.'            |
| 1. Los Angeles, California, 20th May.     | W. Radcliffe Saunders, Esq. [P.]. |

**Zonotrichia albicollis** (*Gmel.*).

*Zonotrichia albicollis*, *Baird, Brewer & Ridgw. N. Amer. Birds*, i. p. 574 (1874); *Coues, Birds N.-West*, p. 151 (1874); *Sharpe, Cat. Birds B. M.* xii. p. 598 (1888); *Nehrck. Kat. Eiersamml.* p. 114 (1899); *Ridgw. Birds North & Middle Amer.* i. p. 343 (1901); *Sharpe, Hand-l.* v. p. 309 (1909).

The eggs of the White-throated Sparrow resemble those of *Z. leucophrys*. They measure from .75 to .85 in length, and from .6 to .63 in breadth.

- |   |                                   |
|---|-----------------------------------|
| 4. North America ( <i>Smiths. Inst.</i> ).                    | Salvin-Godman Coll.               |
| 2. North America ( <i>Heenshaw Coll.</i> ).                   | Salvin-Godman Coll.               |
| 1. North America ( <i>Tristram Coll.</i> ).                   | Crowley Bequest.                  |
| 2. North America ( <i>J. J. Audubon: Tristram Coll.</i> ).    | Crowley Bequest.                  |
| 4. Charlottetown, Prince Edward I., New Brunswick, 7th June.  | Crowley Bequest.                  |
| 1. North Conway, New Hampshire, 30th May.                     | W. Radcliffe Saunders, Esq. [P.]. |
| 4. East Wallingford, Vermont, 3rd June ( <i>Wyatt Kent</i> ). | W. Radcliffe Saunders, Esq. [P.]. |

Genus **BRACHYSPIZA**, *Ridgw.***Brachyspiza pileata** (*Bodd.*).

*Emberiza matutina*, *d'Orbigny, Voy. dans l'Amér. Mérid.* iv. pl. 47. fig. 3 (1835-44).

*Fringilla matutina*, *Thien. Fortpflanz. ges. Vög.* p. 397, tab. xxxiv. figs. 10, a, b (1845-54).

*Zonotrichia pileata*, *Scl. & Salv. Ibis*, 1859, p. 18; *iid.*, *P. Z. S.* 1879, p. 507; *Dalgleish, Proc. R. Phys. Soc. Edinb.* vi. p. 246 (1880-1); *Salv. & Godm. Biol. Centr.-Amer., Aves*, i. p. 370 (1886); *Scl. & Huds. Argent. Orn.* i. p. 58 (1888); *Sharpe, Cat. Birds B. M.* xii. p. 610 (1888); *James, New List Chilean Birds*, p. 2 (1892); *Holland, Ibis*, 1892, p. 197; *Aplin, Ibis*, 1894, p. 169; *Lane, Ibis*, 1897, p. 20; *Nehrck. Kat. Eiersamml.* p. 114 (1899); *Gosse, in Fitzgerald's Highest Andes, App. C*, p. 348 (1899); *Sharpe, Hand-l.* v. p. 309 (1909).

*Zonotrichia capensis*, *Euler, Rev. Mus. Paulista*, iv. p. 27 (1900); *Ihering, Rev. Mus. Paulista*, iv. p. 214 (1900).

*Brachyspiza capensis peruviana*, *Ridgw. Birds North & Middle Amer.* i. p. 347 (1901).

The eggs of the Chingolo Song-Sparrow resemble those laid by the species of the genus *Zonotrichia*. The ground-colour varies from bluish- or greenish-white to a pale blue. The markings are dull brick-red and vary considerably. Some eggs are only very faintly speckled, while others are thickly covered with spots and blotches which cover more than half the shell, and between these two types there are numerous intermediate forms. Many specimens are fairly evenly marked all over, others have the markings more thickly disposed at the broad end, where they form a zone or cap. Many

eggs exhibit underlying markings of lilac-grey. Specimens measure from .75 to .91 in length, and from .6 to .65 in breadth.

- |   |   |
|---|---|
| 1. Dueñas, Guatemala, 29th May<br>( <i>O. Salvin.</i> ).                  | Salvin-Godman Coll.                       |
| 2. Dueñas ( <i>O. S.</i> ).   | Salvin-Godman Coll. &<br>Crowley Bequest. |
| 4. Dueñas ( <i>W. Wylā.</i> ).  | Salvin-Godman Coll.                       |
| 4. Dueñas ( <i>W. W.</i> ).   | Salvin-Godman Coll.                       |
| 2. Costa Rica, 14th May.  | C. F. Underwood, Esq. [C.].               |
| 2. Costa Rica, 16th May.  | C. F. Underwood, Esq. [C.].               |
| 2. Costa Rica, 30th June.   | C. F. Underwood, Esq. [C.].               |
| 2. San Pedro, Costa Rica, August.   | C. F. Underwood, Esq. [C.].               |
| 2. San Pedro, August.   | C. F. Underwood, Esq. [C.].               |
| 1. San Pedro, August.   | C. F. Underwood, Esq. [C.].               |
| 1. U.S. Colombia, S. America.   | Crowley Bequest.                          |
| 3. Antioquia, Colombia ( <i>T. K. Sal-</i><br><i>mon.</i> ).              | Salvin-Godman Coll.                       |
| 1. Medellin, Antioquia ( <i>T. K. S.</i> ).                               | Salvin-Godman Coll.                       |
| 2. Quito, Ecuador, May.   | Salvin-Godman Coll.                       |
| 2. Arequipa, Peru, March ( <i>H.</i><br><i>Whitely: Tristram Coll.</i> ). | Crowley Bequest.                          |
| 3. Chile.   | Old Collection.                           |
| 4. Central Chile, Oct. ( <i>A. Lane.</i> ).                               | Berkeley James Coll.                      |
| 3. Central Chile, Oct. ( <i>A. L.</i> ).                                  | Berkeley James Coll.                      |
| 3. Central Chile, Nov. ( <i>A. L.</i> ).                                  | Berkeley James Coll.                      |
| 4. Central Chile, Nov. ( <i>A. L.</i> ).                                  | Berkeley James Coll.                      |
| 3. Central Chile, Nov. ( <i>A. L.</i> ).                                  | Berkeley James Coll.                      |
| 3. Central Chile, 9th Nov. ( <i>A. L.</i> ).                              | Berkeley James Coll.                      |
| 3. Central Chile, Dec.  | Berkeley James Coll.                      |
| 2. Argentina.   | A. H. Holland, Esq. [C.].                 |
| 3. Argentina.   | A. H. Holland, Esq. [C.].                 |
| 4. Argentina.   | A. H. Holland, Esq. [C.].                 |
| 2. Punta de las Vacas, Andes of<br>Argentina ( <i>P. Gosse.</i> ).        | E. A. Fitzgerald, Esq. [P.].              |
| 4. [Brazil.]  | W. Radcliffe Saunders, Esq.<br>[P.].      |
| 2. Rio de Janeiro.  | Alexander Fry, Esq. [P.].                 |
| 3. Paraguay, 17th Oct.  | W. Foster, Esq. [C.].                     |
| 3. Paraguay, 18th Oct.  | W. Foster, Esq. [C.].                     |
| 3. Paraguay, 4th Nov.   | W. Foster, Esq. [C.].                     |
| 2. Paraguay, 8th Nov.   | W. Foster, Esq. [C.].                     |
| 3. Paraguay, 11th Nov.  | W. Foster, Esq. [C.].                     |
| 3. Paraguay, 26th Nov.  | W. Foster, Esq. [C.].                     |
| 2. Paraguay, 29th Nov.  | W. Foster, Esq. [C.].                     |
| 3. Paraguay, 1st Dec.   | W. Foster, Esq. [C.].                     |
| 2. Uruguay.   | O. V. Aplin, Esq. [P.].                   |

Clutches with an egg of the Cow-bird  
(*Molothrus bonariensis.*)

- |            |                                      |
|------------|--------------------------------------|
| 3. Brazil. | W. Radcliffe Saunders, Esq.<br>[P.]. |
| 3. Brazil. | Crowley Bequest.                     |
| 3. Brazil. | Crowley Bequest.                     |
| 4. Brazil. | Crowley Bequest.                     |
| 2. Brazil. | Crowley Bequest.                     |



Clutch with 3 eggs of the Cow-bird  
(*Molothrus bonariensis*).

1. Buenos Ayres.

W. H. Hudson, Esq. [P.].

**Brachyospiza strigiceps** (*Gould*).Zonotrichia strigiceps, *Sharpe, Cat. Birds B. M.* xii. p. 608 (1888);*Sci. & Huvs. Argent. Orn.* i. p. 60 (1888).Brachyospiza strigiceps, *Sharpe, Hand-l.* v. p. 310 (1909).

An egg said to be that of the Stripe-headed Song-Sparrow is similar to those of *B. pileata*. It measures .76 by .6.

1. [Argentina.]

Crowley Bequest.

Genus **MELOSPIZA**, *Baird*.**Melospiza melodia** (*Wilson*).Fringilla melodia, *Thien. Fortpflanz. ges. Vög.* p. 395, tab. xxxiv. fig. 4, a, b (1845-54).Melospiza melodia, *Baird, Brewer & Ridgw. N. Amer. Birds*, ii. p. 19 (1874); *Sharpe, Hand-l.* v. p. 310 (1909).Melospiza fasciata, *Sharpe, Cat. Birds B. M.* xii. p. 701 (1888) [part.]; *Thompson, P. U.S. Nat. Mus.* xiii. p. 604 (1891); *Nehrke. Kat. Eiersamml.* p. 117 (1899).Melospiza cinerea melodia, *Ridgw. Birds North & Middle Amer.* i. p. 354 (1901).

The eggs of the Song-Sparrow are of a broad oval shape and moderately glossy. The ground-colour is greenish-white, or very pale greenish-blue, spotted and blotched with rather bright brick-red or purplish-red and lilac-grey. The markings are generally confluent at the broad end, but on the remainder of the shell they are distinct and well-defined. Specimens measure from .7 to .85 in length, and from .59 to .65 in breadth.

- |   |                                   |
|---|-----------------------------------|
| 2. North America ( <i>J. J. Audubon: Tristram Coll.</i> ).    | Crowley Bequest.                  |
| 21. North America ( <i>Henshaw Coll.</i> ).                   | Salvin-Godman Coll.               |
| 8. North America ( <i>Smiths. Inst.</i> ).                    | Salvin-Godman Coll.               |
| 8. North America ( <i>H. Buckley: Tristram Coll.</i> ).       | Crowley Bequest.                  |
| 1. North America.   | Old Collection.                   |
| 3. New York ( <i>D. G. Elliot: Tristram Coll.</i> ).          | Crowley Bequest.                  |
| 4. Newbury, New Hampshire, 19th May ( <i>G. E. Gilman</i> ).  | W. Radcliffe Saunders, Esq. [P.]. |
| 2. Massachusetts ( <i>T. M. Brewer</i> ).                     | Salvin-Godman Coll.               |
| 3. Princeton, New Jersey, 15th May ( <i>W. E. D. Scott</i> ). | Princeton University, N.J. [E.].  |
| 3. Princeton, 16th May ( <i>W. E. D. S.</i> ).                | Princeton University, N.J. [E.].  |
| 2. Princeton, 16th May ( <i>W. E. D. S.</i> ).                | Princeton University, N.J. [E.].  |
| 4. Princeton, 5th June ( <i>W. E. D. S.</i> ).                | Princeton University, N.J. [E.].  |

**Melospiza montana** (*Henshaw*).

*Melospiza fasciata heermanni*, *Townsend, P. U. S. Nat. Mus.* x. p. 219 (1887).

*Melospiza fasciata*, *Sharpe, Cat. Birds B. M.* xii. p. 701 (1888) [part.].

*Melospiza cinerea montana*, *Ridgw. Birds North & Middle Amer.* i. p. 358 (1901).

*Melospiza montana*, *Sharpe, Hand-l.* v. p. 310 (1909).

Two eggs of the Mountain Song-Sparrow are similar to those of *M. melodia*. They measure respectively .89 by .62 and .82 by .60.

2. Colorado, 13th June.

W. Radcliffe Saunders, Esq.  
[P.].

**Melospiza fallax** (*Baird*).

*Melospiza melodia*, var. *fallax*, *Baird, Brewer & Ridgw. N. Amer. Birds*, ii. p. 22 (1874).

*Melospiza fallax*, *Sharpe, Cat. Birds B. M.* xii. p. 703 (1888) [part.]; *Nehr. Kat. Eiersamml.* p. 117 (1899); *Sharpe, Hand-l.* v. p. 311 (1909).

*Melospiza cinerea fallax*, *Ridgw. Birds North & Middle Amer.* i. p. 362 (1901).

Eggs of the Desert Song-Sparrow in the Collection are of three types. Two of these correspond well with the two types of the eggs of *M. georgiana* described below. In the third type the egg is greyish-white, very densely freckled all over with orange-brown. Specimens measure from .7 to .8 in length, and from .58 to .6 in breadth.

1. California (*Nehrkorn Coll.*).

Crowley Bequest.

2. Salt Lake City, Utah, 15th May.

W. Radcliffe Saunders, Esq.  
[P.].

6. Tucson, Arizona (*Smiths. Inst.*).

Salvin-Godman Coll.

**Melospiza heermanni**, *Baird*.

*Melospiza heermanni*, *Sharpe, Cat. Birds B. M.* xii. p. 704 (1888) [part.]; *Nehr. Kat. Eiersamml.* p. 117 (1899); *Sharpe, Hand-l.* v. p. 311 (1909).

*Melospiza cinerea heermanni*, *Ridgw. Birds North & Middle Amer.* i. p. 364 (1901).

Eggs of Heermann's Song-Sparrow resemble those of *M. melodia*. They measure from .78 to .8 in length, and from .6 to .62 in breadth.

1. California (*T. M. Brewer: Tristram Coll.*).

Crowley Bequest.

4. San Bernardino, California, 26th April (*F. Ball*).

W. Radcliffe Saunders, Esq.  
[P.].

**Melospiza samuelis (Baird).**

*Melospiza samuelis*, Sharpe, *Cat. Birds B. M.* xii. p. 705 (1888) [part.]; *Nehr. Kat. Eiersamml.* p. 117 (1899); Sharpe, *Hand-l.* v. p. 312 (1909).

*Melospiza cinerea samuelis*, Ridgw. *Birds North & Middle Amer.* i. p. 369 (1901).

Eggs of Samuels' Song-Sparrow are similar to those of *M. melodia*. They measure from .78 to .8 in length, and from .58 to .6 in breadth.

- |   |                                   |
|---|-----------------------------------|
| 2. San Francisco, California, 14th April ( <i>J. Hepburn</i> ). | H. E. Dresser, Esq. [E.].         |
| 4. Oakland, California, 5th April ( <i>T. Liliencrantz</i> ).   | W. Radcliffe Saunders, Esq. [P.]. |
| 4. Los Angeles, California, 16th June.                          | W. Radcliffe Saunders, Esq. [P.]. |

**Melospiza lincolni (Audub.).**

*Fringilla lincolni*, Thien. *Fortpflanz. ges. Vög.* p. 394, tab. xxxiv. fig. 6, a-c (1845-54).

*Melospiza lincolni*, Ross, *Nat. Hist. Rev.* 1862, p. 282; *id. Canad. Nat.* vii. p. 147 (1862); Baird, Brewer & Ridgw. *N. Amer. Birds*, ii. p. 31 (1874); Bagg, *Bull. Nutt. Orn. C.* vi. p. 246 (1881); Salv. & Godm. *Biol. Centr.-Amer., Aves*, i. p. 386 (1886); Sharpe, *Cat. Birds B. M.* xii. p. 698 (1888); *Nehr. Kat. Eiersamml.* p. 116 (1899); Ridgw. *Birds North & Middle Amer.* i. p. 379 (1901); Sharpe, *Hand-l.* v. p. 313 (1909).

The eggs of Lincoln's Sparrow are of a regular oval shape and possess a small amount of gloss. They are greyish-white, thickly blotched with dull brick-red and underlying lavender-grey. The blotches are densest on the broad end, where they become confluent and form an irregular zone or cap. The eggs measure from .67 to .8 in length, and from .56 to .6 in breadth.

- |   |                        |
|---|------------------------|
| 1. North America.                           | Crowley Bequest.       |
| 2. North America ( <i>Nehrkorn Coll.</i> ). | Crowley Bequest.       |
| 1. North America ( <i>Smiths. Inst.</i> ).  | Salvin-Godman Coll.    |
| 2. North America.                           | Old Collection.        |
| 13. Fort Simpson, Brit. N. America.         | B. R. Ross, Esq. [P.]. |

**Melospiza georgiana (Lath.).**

*Fringilla georgiana*, Thien. *Fortpflanz. ges. Vög.* p. 390, tab. xxxiv. fig. 7, a, b (1845-54).

*Melospiza palustris*, Baird, Brewer & Ridgw. *N. Amer. Birds*, ii. p. 34 (1874).

*Melospiza georgiana*, Sharpe, *Cat. Birds B. M.* xii. p. 697 (1888); *Nehr. Kat. Eiersamml.* p. 116 (1899); Ridgw. *Birds North & Middle Amer.* i. p. 382 (1901); Sharpe, *Hand-l.* v. p. 313 (1909).

Eggs of the Swamp-Sparrow vary from a broad oval to a narrow

oval shape and are slightly glossy. Some are greenish-white, mottled and smeared with pale brown and marked with a few spots of a darker brown. Others are greyish-white, or greenish-white, smeared and blotched with dull brick-red and pale underlying lavender-grey or very finely marked all over with the same colour. They measure from .7 to .83 in length, and from .55 to .6 in breadth.

- |  |                                      |
|--|--------------------------------------|
| 3. North America ( <i>H. Buckley</i> ;<br><i>Tristram Coll.</i> ). | Crowley Bequest.                     |
| 1. North America ( <i>Smiths. Inst.</i> ).                         | Salvin-Godman Coll.                  |
| 2. North America ( <i>Henshaw Coll.</i> ).                         | Salvin-Godman Coll.                  |
| 3. Princeton, New Jersey, 24th May<br>( <i>W. E. D. Scott</i> ).   | Princeton University, N.J.<br>[E.].  |
| 4. Princeton, 28th May ( <i>W. E.<br/>D. S.</i> ).                 | Princeton University, N.J.<br>[E.].  |
| 2. Princeton, 6th June ( <i>W. E. D. S.</i> ).                     | Princeton University, N.J.<br>[E.].  |
| 4. Pennsylvania ( <i>T. M. Brewer</i> ).                           | H. E. Dresser, Esq. [E.].            |
| 4. Taunton, Massachusetts, 2nd June.                               | W. Radcliffe Saunders, Esq.<br>[P.]. |
| 3. Taunton, 2nd June.  | W. Radcliffe Saunders, Esq.<br>[P.]. |

### Genus PASSERELLA, *Swains.*

#### *Passerella iliaca* (*Merrem*).

*Fringilla iliaca*, *Thien. Fortpflanz. ges. Vög.* p. 394, tab. xxxiv. fig. 3, a-c (1845-54).

*Passerella iliaca*, *Ross, Nat. Hist. Rev.* 1862, p. 282; *id. Canad. Nat.* vii. p. 147 (1862); *Baird, Brewer & Ridgw. N. Amer. Birds*, ii. p. 50 (1874); *Coues, Birds N.-West*, p. 160 (1874); *Sharpe, Cat. Birds B. M.* xii. p. 716 (1888); *MacFarlane, P. U. S. Nat. Mus.* xiv. p. 443 (1891); *Nehrke, Kat. Eiersamml.* p. 117 (1899); *Sharpe, Hand-l.* v. p. 314 (1909).

*Passerella iliaca iliaca*, *Ridgw. Birds North & Middle Amer.* i. p. 386 (1901).

The eggs of the Fox-coloured Sparrow vary from a blunt oval to a perfectly elliptical shape and are moderately glossy. They are very pale green, densely mottled, blotched and smeared with bright brick-red. Here and there, traces of underlying grey may be detected. The surface-markings are confluent over the broad end and frequently over the whole surface of the egg. Specimens measure from .9 to .96 in length, and from .62 to .7 in breadth.

- |  |                        |
|--|------------------------|
| 2. 100 miles N. of the Porcupine R.,<br>Alaska ( <i>J. Lockhart: Tris-<br/>tram Coll.</i> ). | Crowley Bequest.       |
| 2. Peel River, British N. America<br>( <i>J. L.: Smiths. Inst.</i> ).                        | Salvin-Godman Coll.    |
| 5. Fort Simpson, British N. America.   | B. R. Ross, Esq. [P.]. |
| 2. Fort Simpson.   | B. R. Ross, Esq. [P.]. |
| 3. Fort Simpson.   | B. R. Ross, Esq. [P.]. |

Genus **PASSERINA**, *Vieill.***Passerina cyanea** (*Linn.*).

*Cyanospiza cyanea*, *Baird, Brewer & Ridgw. N. Amer. Birds*, ii. p. 82 (1874); *Coues, Birds N.-West*, p. 171 (1874); *Salv. & Godm. Biol. Centr.-Amer., Aves*, i. p. 364 (1886); *Sharpe, Cat. Birds B. M.* xii. p. 617 (1888); *Nehr. Kat. Eiersamml.* p. 114 (1899); *Ridgw. Birds North & Middle Amer.* i. p. 582 (1901).

*Passerina cyanea*, *Sharpe, Hand-l.* v. p. 315 (1909).

Eggs of the Indigo-Bird vary much in shape, one being a long oval, one an ordinary oval, and a third almost a sphere. They are plain white tinged with blue or green, and glossy. They measure from .7 to .83 in length, and from .52 to .58 in breadth.

- |  |                                     |
|--|-------------------------------------|
| 2. North America ( <i>Henshaw Coll.</i> ). | Salvin-Godman Coll.                 |
| 1. North America ( <i>Smiths. Inst.</i> ). | Salvin-Godman Coll.                 |
| 3. North America.                          | Crowley Bequest.                    |
| 4. Massachusetts, 2nd June.                | W. Radcliffe Saunders, Esq.<br>[P.] |
| 4. Hebron, New York, 12th June.            | Captain Savile G. Reid [P.]         |

**Passerina amœna** (*Say*).

*Cyanospiza amœna*, *Baird, Brewer & Ridgw. N. Amer. Birds*, ii. p. 84 (1874); *Coues, Birds N.-West*, p. 170 (1874); *Salv. & Godm. Biol. Centr.-Amer., Aves*, i. p. 363 (1886); *Sharpe, Cat. Birds B. M.* xii. p. 620 (1888); *Nehr. Kat. Eiersamml.* p. 115 (1899); *Ridgw. Birds North & Middle Amer.* i. p. 584 (1901).

*Passerina amœna*, *Sharpe, Hand-l.* v. p. 315 (1909).

Eggs of the Lazuli Bunting are of a narrow oval shape, plain bluish-white, and possess a small amount of gloss. They measure from .74 to .77 in length, and from .5 to .55 in breadth.

- |  |                                     |
|--|-------------------------------------|
| 3. N. America.   | W. Radcliffe Saunders, Esq.<br>[P.] |
| 1. N. America ( <i>Nehrkorn Coll.</i> ).                       | Crowley Bequest.                    |
| 3. D. Columbia ( <i>D. G. Elliot: Tristram Coll.</i> ).        | Crowley Bequest.                    |
| 2. American Fork, Utah, 11th July ( <i>J. Borrott</i> ).       | W. Radcliffe Saunders, Esq.<br>[P.] |
| 4. California, 7th May.  | Crowley Bequest.                    |
| 1. Honey Lake, California, 17th June ( <i>H. W. Henshaw</i> ). | Salvin Godman Coll.                 |

**Passerina ciris** (*Linn.*).

*Cyanospiza ciris*, *Baird, Brewer & Ridgw. N. Amer. Birds*, ii. p. 87 (1874); *Salv. & Godm. Biol. Centr.-Amer., Aves*, i. p. 365 (1886); *Sharpe, Cat. Birds B. M.* xii. p. 614 (1888); *Nehr. Kat. Eiersamml.* p. 114 (1899); *Ridgw. Birds North & Middle Amer.* i. p. 586 (1901).

*Passerina ciris*, *Sharpe, Hand-l.* v. p. 315 (1909).

Eggs of the Nonpareil or Painted Bunting vary from a blunt to a rather long oval form, and are moderately glossy. They are

white, densely speckled with brick-red or purplish-red and lavender-grey, the markings being sometimes evenly distributed over the entire shell, but more often concentrated towards the larger end, where they form an irregular cap or zone. They measure from .7 to .84 in length, and from .55 to .58 in breadth.

- |   |                                      |
|---|--------------------------------------|
| 1. North America ( <i>Smiths. Inst.</i> ).                                | Salvin-Godman Coll.                  |
| 5. Texas, June ( <i>D. Ogden</i> ).                                       | H. E. Dresser, Esq. [E.].            |
| 5. Texas, 8th June.   | Captain Savile G. Reid [P.].         |
| 4. Texas, 26th May.   | W. Radcliffe Saunders, Esq.<br>[P.]. |
| 2. San Antonio, Texas ( <i>D. G. Elliot</i> ;<br><i>Tristram Coll.</i> ). | Crowley Bequest.                     |
| 2. San Antonio ( <i>H. E. Dresser</i> ;<br><i>Tristram Coll.</i> ).       | Crowley Bequest.                     |
| 2. San Antonio ( <i>A. L. Heermann</i> ;<br><i>Tristram Coll.</i> ).      | Crowley Bequest.                     |
| 3. San Antonio, June ( <i>H. E. D.</i> ).                                 | H. E. Dresser, Esq. [E.].            |

Genus **OREOSPIZA**, *Ridgw.*

**Oreospiza chlorura** (*Townsend*).

- Pipilo chlorurus*, *Baird, Brewer & Ridgw. N. Amer. Birds*, ii. p. 131 (1874); *Coues, Birds N.-West*, p. 177 (1874); *Henshaw, Rep. Orn. Wheeler's Surv. v. Zool.* p. 307 (1875); *Bendire, P. Bost. Soc. N. H.* 1877. p. 121.
- Atlapetes chlorurus*, *Sharpe, Cat. Birds B. M.* xii. p. 738 (1888); *Nehr. Kat. Eiersamml.* p. 118 (1899).
- Oreospiza chlorura*, *Ridgw. Birds North & Middle Amer.* i. p. 400 (1901); *Sharpe, Hand-l.* v. p. 316 (1909).

Four eggs of the Green-tailed Towhee are of a blunt oval form, approaching the elliptical, and slightly glossy. They are white, very minutely mottled all over with light reddish-brown, the markings being very uniform over the whole surface of the egg. At the broad end there are occasionally a few very minute darker specks. Four examples measure respectively: .87 by .68; .9 by .68; .87 by .67; .8 by .66.

- |   |                     |
|---|---------------------|
| 1. California ( <i>Nehrkorn Coll.</i> ).                          | Crowley Bequest.    |
| 3. Honey Lake, California, 17th June<br>( <i>H. W. Henshaw</i> ). | Salvin-Godman Coll. |

Genus **PIPILO**, *Vieill.*

**Pipilo megalonyx**, *Baird*.

- Pipilo maculatus*, var. *megalonyx*, *Baird, Brewer & Ridgw. N. Amer. Birds*, ii. p. 113 (1874).
- Pipilo megalonyx*, *Sharpe, Cat. Birds B. M.* xii. p. 748 (1888); *Nehr. Kat. Eiersamml.* p. 118 (1899); *Sharpe, Hand-l.* v. p. 318 (1909).
- Pipilo maculatus megalonyx*, *Ridgw. Birds North & Middle Amer.* i. p. 415 (1901).

Four eggs of the Spurred Towhee are of a regular oval shape and

slightly glossy. The ground-colour is white, minutely spotted over the entire surface with brick-red or maroon and lilac-grey, the markings being rather more numerous towards the larger end and sometimes forming an irregular zone or cap. They measure from .9 to 1.1 in length, and from .69 to .74 in breadth.

1. California (*T. M. Brewer: Tristram Coll.*) Crowley Bequest.
3. Waterville, California, 10th May. W. Radcliffe Saunders, Esq. [P.]

### *Pipilo oregonus*, *Bell*.

*Pipilo maculatus*, var. *oregonus*, *Baird, Brewer & Ridgw. N. Amer. Birds*, ii. p. 116 (1874).

*Pipilo oregonus*, *Sharpe, Cat. Birds B. M.* xii. p. 749 (1888); *Nehrk. Kat. Eiersamml.* p. 118 (1899); *Sharpe, Hand-l.* v. p. 318 (1909).

*Pipilo maculatus*, var. *oregonus*, *Ridgw. Birds North & Middle Amer.* i. p. 420 (1901).

An egg of the Oregon Towhee is similar to that of *P. megalonyx*. It measures .92 by .7.

1. Portland, Oregon, 2nd June. W. Radcliffe Saunders, Esq. [P.]

### *Pipilo erythrophthalmus* (*Linn.*).

*Fringilla erythrophthalma*, *Thien. Fortpflanz. ges. Vög.* p. 388, tab. xxxiv. fig. 1, a, b (1845-54).

*Pipilo erythrophthalmus*, *Baird, Brewer & Ridgw. N. Amer. Birds*, ii. p. 109 (1874); *Sharpe, Cat. Birds B. M.* xii. p. 744 (1888); *Nehrk. Kat. Eiersamml.* p. 118 (1899); *Sharpe, Hand-l.* v. p. 319 (1909).

*Pipilo erythrophthalmus erythrophthalmus*, *Ridgw. Birds North & Middle Amer.* i. p. 423 (1901).

Eggs of the Towhee or Chewink are of a blunt oval form with the smaller end much rounded, and they are moderately glossy. The ground-colour is white, densely speckled and mottled, especially at the broad end, where a cap is often formed, with brick-red or maroon and lavender-grey. They measure from .8 to 1.0 in length, and from .65 to .73 in breadth.

4. North America. Gould Coll.
4. North America. Gould Coll.
4. North America. Gould Coll.
2. North America (*Smiths. Inst.*). Salvin-Godman Coll.
10. North America (*Henshaw Coll.*). Salvin-Godman Coll.
4. New York (*D. G. Elliot: Tristram Coll.*). Crowley Bequest.
1. Massachusetts (*T. M. Brewer: Tristram Coll.*). Crowley Bequest.
2. Princeton, New Jersey (*W. E. D. Scott*). Princeton University, N.J. [E.]

**Pipilo alleni**, *Coues*.

*Pipilo alleni*, *Sharpe, Cat. Birds B. M.* xii. p. 746 (1888); *Nehrck. Kat. Eiersamml.* p. 118 (1899); *Sharpe, Hand-l.* v. p. 319 (1909).

*Pipilo erythrophthalmus alleni*, *Ridgw. Birds North & Middle Amer.* i. p. 426 (1901).

An egg of the Florida Towhee is similar to those of *P. erythrophthalmus*. It measures .9 by .73.

1. Jacksonville, Florida, 2nd June. W. Radcliffe Saunders, Esq.  
[P.]

**Pipilo fuscus**, *Swains*.

*Pipilo fuscus*, *Salv. & Godm. Biol. Centr.-Amer., Aves*, i. p. 409 (1886); *Sharpe, Cat. Birds B. M.* xii. p. 752 (1888); *Nehrck. Kat. Eiersamml.* p. 118 (1899); *Sharpe, Hand-l.* v. p. 319 (1909).

*Pipilo fuscus fuscus*, *Ridgw. Birds North & Middle Amer.* i. p. 430 (1901).

An egg of the Mexican Towhee in the Collection is of a blunt oval, or nearly elliptical, shape and almost devoid of gloss. It is pale blue, sparingly spotted, scratched and lined with black, and faintly marked with underlying slaty-grey. The scratches and lines on the egg of this bird resemble those usually seen on the eggs of the Buntings, and are chiefly confined to the broad end. It measures 1.0 by .75.

1. Mexico (*Smiths. Inst.*). Salvin-Godman Coll.

**Pipilo mesoleucus**, *Baird*.

*Pipilo fuscus*, var. *mesoleucus*, *Baird, Brewer & Ridgw. N. Amer. Birds*, ii. p. 125 (1874).

*Pipilo mesoleucus*, *Brewster, Bull. Nutt. Orn. C.* vii. p. 197 (1882); *Sharpe, Cat. Birds B. M.* xii. p. 754 (1888); *Nehrck. Kat. Eiersamml.* p. 118 (1899); *Bendire, Auk*, vii. p. 22 (1890); *Sharpe, Hand-l.* v. p. 320 (1909).

*Pipilo fuscus mesoleucus*, *Ridgw. Birds North & Middle Amer.* i. p. 432 (1901).

The eggs of the Cañon Towhee are of much the same type as those of *P. fuscus* and *P. crissalis*. In one clutch, the eggs are white, rather thickly blotched and spotted, especially at the broad end where the markings form a wreath or zone, with rich purplish-brown and lavender or lilac. In a second clutch, the eggs are very pale blue and almost unmarked, except at the broad end, where a number of delicate markings form a well-defined wreath. The markings consist of spots, short twisted lines and streaks, and are of a rich chocolate-brown and lilac-colour. Four specimens measure respectively: .87 by .67; .91 by .68; .94 by .69; 1.02 by .71.

2. Tucson, Arizona (*Henshaw Coll.*). Salvin-Godman Coll.  
2. Tucson (*Henshaw Coll.*). Salvin-Godman Coll.



**Pipilo albigula, Baird.**

- Pipilo fuscus*, var. *albigula*, Baird, *Brewer & Ridgw. N. Amer. Birds*, ii. p. 127 (1874).  
*Pipilo albigula*, Sharpe, *Cat. Birds B. M.* xii. p. 755 (1888); *Ridgw. Birds North & Middle Amer.* i. p. 433 (1901); *Sharpe, Hand-l.* v. p. 320 (1909).

Two eggs of the Saint Lucas Towhee closely resemble the eggs of the second clutch of *P. mesoleucus* described above and require no separate description. They measure respectively: .88 by .67; .88 by .66.

2. Cape St. Lucas, California, 18th Aug. (*J. Xantus: Smiths. Inst.*).  
 Salvin-Godman Coll.

**Pipilo crissalis (Vig.).**

- Pipilo fuscus*, var. *crissalis*, Baird, *Brewer & Ridgw. N. Amer. Birds*, ii. p. 122 (1874).  
*Pipilo crissalis*, Sharpe, *Cat. Birds B. M.* xii. p. 753 (1888); *id. Hand-l.* v. p. 320 (1909).  
*Pipilo crissalis crissalis*, *Ridgw. Birds North & Middle Amer.* i. p. 434 (1901).

Eggs of the Californian Towhee closely resemble the egg of *P. fuscus* described above, but are rather smaller. They measure from .94 to 1.0 in length, and from .68 to .73 in breadth.

2. California (*R. Ridgway: Tristram Coll.*).  
 1. California, 12th April.  
 1. California, 24th April.  
 4. California (*Henshaw Coll.*).  
 4. Moraga Valley, California, 24th May (*T. Liliencrantz*).
- Crowley Bequest.  
 W. Radcliffe Saunders, Esq. [P].  
 Crowley Bequest.  
 Salvin-Godman Coll.  
 W. Radcliffe Saunders, Esq. [P].

Genus **MELOZONE**, Reichenb.**Melozone biarcuatum (Prévost).**

- Pyrgisoma biarcuatum*, *Scl. & Salv. Ibis*, 1859, p. 18, pl. v. fig. 2; *Salv. & Godm. Biol. Centr.-Amer., Aves*, i. p. 401 (1886); *Sharpe, Cat. Birds B. M.* xii. p. 733 (1888); *Nehrk. Kat. Eiersamml.* p. 117 (1899).  
*Melozone biarcuatum*, *Ridgw. Birds North & Middle Amer.* i. p. 443 (1901); *Sharpe, Hand-l.* v. p. 321 (1909).

The eggs of Prévost's Ground-Sparrow are of a regular oval shape and moderately glossy. They are white or creamy-white, marked with specks, spots, and small blotches of rather bright brick-red and lilac. The markings are very dense at the broad end, where

they form a large irregular cap, and somewhat sparse elsewhere. They measure from .86 to .97 in length, and from .63 to .7 in breadth.

- |   |                     |
|---|---------------------|
| 4. Dueñas, Guatemala, 30th May<br>( <i>O. Salvin</i> ). | Salvin-Godman Coll. |
| 2. Dueñas ( <i>O. S.</i> ).                             | Salvin-Godman Coll. |
| 4. Dueñas ( <i>O. S.</i> ).                             | Salvin-Godman Coll. |

Genus **ARREMONOPS**, *Ridgw.*

**Arremonops rufivirgatus** (*Lawr.*).

*Embernagra rufivirgata*, *Merrill, Bull. Nutt. Orn. C. i. p. 89 (1876); Sharpe, Cat. Birds B. M. xii. p. 760 (1888).*

*Arremonops rufivirgatus rufivirgatus*, *Ridgw. Birds North & Middle Amer. i. p. 447 (1901).*

*Arremonops rufivirgatus*, *Sharpe, Hand-l. v. p. 322 (1909).*

An egg of the Texas Sparrow is of a regular oval shape, somewhat glossy and plain white. It measures .85 by .64.

- |           |                                     |
|-----------|-------------------------------------|
| 1. Texas. | W. Radcliffe Saunders, Esq.<br>[P.] |
|-----------|-------------------------------------|

**Arremonops chloronotus** (*Salvin*).

*Embernagra chloronota*, *Salv. & Godm. Biol. Centr.-Amer., Aves, i. p. 413 (1886); Sharpe, Cat. Birds B. M. xii. p. 764 (1888).*

*Arremonops chloronotus*, *Ridgw. Birds North & Middle Amer. i. p. 452 (1901); Sharpe, Hand-l. v. p. 323 (1909).*

Two eggs of the Green-backed Sparrow in the Collection are of a pointed oval shape, slightly glossy and plain white. They measure respectively: .88 by .64; .88 by .66.

- |  |                     |
|--|---------------------|
| 2. British Honduras ( <i>F. Blancaneaux</i> ). | Salvin-Godman Coll. |
|--|---------------------|

**Arremonops richmondi**, *Ridgw.*

*Embernagra striaticeps*, *Sharpe (nec Lafr.), Cat. Birds B. M. xii. p. 762 (1888); Nehr. Kat. Eiersamml. p. 118 (1899); Richm. P. U. S. Nat. Mus. xvi. p. 493 (1893).*

*Arremonops conirostris richmondi*, *Ridgw. Birds North & Middle Amer. i. p. 453 (1901).*

*Arremonops richmondi*, *Sharpe, Hand-l. v. p. 323 (1909).*

Eggs of Richmond's Sparrow resemble those of *A. rufivirgatus* but are rather larger. They measure from .94 to 1.03 in length, and from .69 to .72 in breadth.

- |  |                            |
|--|----------------------------|
| 1. Carillo, Costa Rica, May.                       | C. F. Underwood, Esq. [C.] |
| 2. Chiriqui, Costa Rica ( <i>Nehrkorn Coll.</i> ). | Crowley Bequest.           |
| 2. Chiriqui ( <i>Nehrkorn Coll.</i> ).             | Crowley Bequest.           |

Genus **EMBERNAGRA**, *Less.***Embernagra platensis** (*Gmel.*).

*Embernagra platensis*, *Scl. & Huds. Argent. Orn.* i. p. 62 (1888); *Sharpe, Cat. Birds B. M.* xii. p. 758 (1888); *Dalgleish, Proc. R. Phys. Soc. Edinb.* x. p. 77 (1888-90); *Holland, Ibis*, 1892, p. 197; 1895, p. 215; *Nehrke, Kat. Eiersamm.* p. 118 (1899); *Ihering, Rev. Mus. Paulista*, iv. p. 215 (1900); *Sharpe, Hand-l.* v. p. 323 (1909).

Eggs of the Red-billed Ground-Finch are of a regular oval form and very glossy. They are white or pinkish-white, marked, but almost entirely at the broad end, in various ways. Some eggs are spotted with rich chocolate-brown and underlying lavender; others are smeared with pale brownish-pink and lilac, and blotched with very rich chestnut-brown; others again are very beautifully marked with an intricate tracery of lines, intermingled with spots and streaks, of extremely rich purplish- or chocolate-brown. With the exception of the broad end, the surface of the egg is unmarked, or very sparingly speckled with rufous. Eggs measure from .9 to 1.02 in length, and from .68 to .75 in breadth.

2. Argentina, Oct.	A. H. Holland, Esq. [C.]
3. Argentina, Nov.	A. H. Holland, Esq. [C.]
2. Argentina, Nov.	A. H. Holland, Esq. [C.]
3. Argentina, Nov.	A. H. Holland, Esq. [C.]
4. Argentina, Nov.	A. H. Holland, Esq. [C.]
3. Argentina, Nov.	A. H. Holland, Esq. [C.]

Genus **EMBERIZOIDES**, *Temm.***Emberizoides macrurus** (*Gmel.*).

*Emberizoides macrurus*, *Scl. & Salv. P. Z. S.* 1879, p. 507; *Sharpe, Cat. Birds B. M.* xii. p. 768 (1888); *id. Hand-l.* v. p. 324 (1909).

The eggs of the Long-tailed Finch are of a pointed oval shape, rather glossy, and white, very sparingly and delicately speckled with black. A few of the markings are larger than the others, but none are larger than the head of an ordinary pin. In two specimens the specks are distributed over the entire shell; in another they are chiefly collected about the larger end, where there are also a few hair-lines. Three examples measure respectively: .92 by .65; .9 by .68; .91 by .66.

2. Medellin, Antioquia, U.S. Colombia ( <i>T. K. Salmon</i> ).	Salvin-Godman Coll.
1. Medellin ( <i>T. K. S.</i> ).	Salvin-Godman Coll.

Genus **PSEUDOCHLORIS**, *Sharpe*.**Pseudochloris uropygialis** (*D'Orb. & Lafr.*).

*Pseudochloris uropygialis*, *Sharpe, Cat. Birds B. M.* xii. p. 776 (1888); *Nehr. Kat. Eiersamml.* p. 119 (1899); *Sharpe, Hand-l.* v. p. 325 (1909).

An egg of the Grey-backed Seed-Finch is of a regular, rather pointed, oval form, and very slightly glossy. The ground-colour is pale bluish-white speckled all over with brown and grey, the markings being rather more numerous round the larger end. It measures .83 by .6.

1. Pera (*Nehrkorn Coll.*). Crowley Bequest.

**Pseudochloris aureiventris** (*Philippi & Landb.*).

*Pseudochloris aureiventris*, *Sharpe, Cat. Birds B. M.* xii. p. 777 (1888); *James, New List Chilean Birds*, p. 2 (1892); *Sharpe, Hand-l.* v. p. 325 (1909).

The eggs of the Yellow-bellied Seed-Finch are of a regular oval shape and slightly glossy. They are white, sparingly speckled on the broader half of the shell with chestnut-brown and lilac. Six examples measure from .7 to .75 in length, and from .54 to .58 in breadth.

These eggs are of a totally different type to that referred to *P. uropygialis*.

3. Central Chile (*Landbeck*). Berkeley James Coll.  
3. Central Chile (*Landbeck*). Berkeley James Coll.

Genus **PHRYGILUS**, *Cab.***Phrygilus gayi** (*Eydoux & Gervais*).

*Phrygilus gayi*, *Sharpe, Cat. Birds B. M.* xii. p. 781 (1888); *Gosse, in Fitzgerald's Highest Andes, App. C*, p. 347 (1899); *Sharpe, Hand-l.* v. p. 326 (1909).

Three eggs of Gay's Finch resemble those of *P. melanoderus*. They are greenish-blue, spotted and speckled with dull chestnut-brown and lilac-grey. They measure respectively: .82 by .63 .8 by .65.

3. Puente del Inca, Andes E. A. Fitzgerald, Esq. [P.].  
(*P. H. Gosse*).

**Phrygilus melanoderus** (*Quoy & Gaimard*).

(Plate XIII. figs. 2 & 3.)

*Melanodera typica*, *Gould, P. Z. S.* 1859, p. 95.

*Phrygilus melanoderus*, *Abbott, Ibis*, 1861, p. 153; *Scl. & Salv. Zool. Voy. 'Challenger.'* ii. pt. viii. p. 100 (1880); *Scl. t. c.* p. 150; *Sharpe, Cat. Birds B. M.* xii. p. 786 (1888); *id. Hand-l. v.* p. 327 (1909); *Nehrck. Kat. Eiersamml.* p. 321 (1910).

Eggs of the Falkland Islands' Finch are of a narrow oval form and somewhat glossy. They are light greenish-blue or dull greenish, mottled and speckled with reddish-brown and lilac-grey; the markings, which are fairly numerous in some specimens and more heavily marked in others, are generally densest on the broad end. Specimens measure from .85 to 1 in length, and from .62 to .66 in breadth.

- |   |                           |
|---|---------------------------|
| 4. Falkland Islands ( <i>C. C. Abbott</i> ).                        | Gould Coll.               |
| 1. Falkland Islands ( <i>C. C. A.</i> ).                            | Salvin-Godman Coll.       |
| 2. Falkland Islands ( <i>C. C. A.</i> ;<br><i>Tristram Coll.</i> ). | Crowley Bequest.          |
| 2. Falkland Islands.  | Voy. H.M.S. 'Challenger.' |

**Phrygilus alaudinus** (*Kittl.*).

*Fringilla alaudina*, *Fraser, P. Z. S.* 1843, p. 113.

*Phrygilus alaudinus*, *Scl. & Salv. P. Z. S.* 1868, p. 568; *Sharpe, Cat. Birds B. M.* xii. p. 793 (1888); *Nehrck. Kat. Eiersamml.* p. 119 (1899); *Sharpe, Hand-l. v.* p. 328 (1909).

Three eggs of the Peruvian Lark-Finch are quite of the Bunting type. They are of an ordinary oval form and moderately glossy. The ground-colour is pinkish-grey, marked with specks, spots, small blotches and short lines of chocolate-brown and smudges and elouds of lavender-grey. The markings are not numerous and are chiefly disposed over the broader half of the egg. The specimens measure respectively: .87 by .62; .88 by .66; and .86 by .6.

- |   |                     |
|---|---------------------|
| 2. Peru ( <i>H. Whitely</i> ).  | Salvin-Godman Coll. |
| 1. Arequipa, Peru, March ( <i>H. W.</i> ;<br><i>Tristram Coll.</i> ). | Crowley Bequest.    |

Genus **HAPLOPIZA**, *Cab.*

**Haplospiza unicolor**, *Cab.*

*Haplospiza unicolor*, *Sharpe, Cat. Birds B. M.* xii. p. 626 (1888); *id. Hand-l. v.* p. 329 (1909); *Nehrck. Kat. Eiersamml.* p. 321 (1910).

An egg believed to be that of Lichtenstein's Finch is of a pyriform shape, somewhat glossy and pure white. It measures .75 by .58.

- |            |                  |
|------------|------------------|
| 1. Brazil. | Crowley Bequest. |
| vol. v.    | v                |

Genus **DIUCA**, *Reichenb.***Diuca dinca** (*Molina*).

(Plate XIII. fig. 9.)

*Diuca grisea*, *Sci. & Huils. Argent. Orn.* i. p. 55 (1888); *James, New List Chilean Birds*, p. 2 (1892); *Lane, Ibis*, 1897, p. 18.

*Diuca dinca*, *Sharpe, Cat. Birds B. M.* xii. p. 899 (1888); *Nehr. Kat. Eiersamml.* p. 119 (1899), p. 321 (1910); *Sharpe, Hand-l.* v. p. 330 (1909).

The eggs of the Diuca Finch are of an elongated oval shape and have a considerable amount of gloss. They are pale green, spotted, mottled and streaked with dark brown and lavender-grey. Some specimens are so thickly marked that but little of the ground-colour is visible; others are distinctly spotted and blotched, and others again present a streaky appearance. They measure from .89 to 1.02 in length, and from .66 to .7 in breadth.

3. Chile.	Old Collection.
2. Chile.	E. C. Reed, Esq. [P.].
1. Chile ( <i>Tristram Coll.</i> ).	Crowley Bequest.
3. Central Chile, Oct.	Berkeley James Coll.
3. Central Chile, Oct.	Berkeley James Coll.
3. Central Chile, Oct.	Berkeley James Coll.
3. Central Chile, Oct.	Berkeley James Coll.
2. Central Chile, Oct.	Berkeley James Coll.
2. Central Chile, Oct.	Berkeley James Coll.
3. Central Chile, Nov.	Berkeley James Coll.
2. Valparaiso, Chile, 10th Oct. ( <i>L. Fraser: Tristram Coll.</i> ).	Crowley Bequest.
2. Rio Bueno, Chile, 9th Jan.	Crowley Bequest.

Genus **RHODSPINGUS**, *Sharpe*.**Rhodospingus cruentus** (*Less.*).

*Rhodospingus cruentus*, *Sharpe, Cat. Birds B. M.* xii. p. 808 (1888); *Nehr. Kat. Eiersamml.* p. 119 (1899); *Sharpe, Hand-l.* v. p. 332 (1909).

An egg of the Red-crested Finch, laid in captivity, is of a short, rather wide, pointed oval form, somewhat glossy and pure white. It measures .69 by .55.

1. Laid in captivity.	Crowley Bequest.
-----------------------	------------------

Genus **PAROARIA**, *Bonap.***Paroaria cucullata** (*Lath.*).

*Fringilla cucullata*, *D'Orb. Voy. dans l'Amér. Mérid.* iv. pl. 45. fig. 4 (1835-44); *Thien. Fortpflanz. ges. Vög.* p. 422, tab. xxxv. fig. 1 (1845-54).

*Loxia cucullata*, *D'Orb. t. c.* pl. 50. fig. 4.

- Paroaria cucullata*, *Gibson, Ibis*, 1880, p. 19; *Scl. & Huds. Argent. Orn.* i. p. 47 (1888); *Sharpe, Cat. Birds B. M.* xii. p. 809 (1888); *Holland, Ibis*, 1892, p. 197; *Aplin, Ibis*, 1894, p. 168; *Nehrck. Kat. Eiersamml.* p. 119 (1899), p. 321 (1910); *Ihering, Rev. Mus. Paulista*, iv. p. 216 (1900); *Sharpe, Hand-l.* v. p. 332 (1909).
- Paroaria dominicana*, *Dalgleish, Proc. R. Phys. Soc. Edinb.* vi. p. 246, pl. vii. fig. 5 (1880-1).

Eggs of the Cardinal Finch so closely resemble those of *Diuca diuca* as to render any separate description unnecessary. They measure from .87 to 1.02 in length, and from .63 to .68 in breadth.

- |                    |                           |
|--------------------|---------------------------|
| 2. Argentina, Nov. | A. H. Holland, Esq. [C.]. |
| 3. Argentina.      | Crowley Bequest.          |
| 2. Argentina.      | Crowley Bequest.          |
| 2. Uruguay.        | O. V. Aplin, Esq. [P.].   |

### Genus GUBERNATRIX, *Less.*

#### *Gubernatrix cristata* (*Vieill.*).

- Gubernatrix cristata*, *Sharpe, Cat. Birds B. M.* xii. p. 815 (1888); *Ihering, Rev. Mus. Paulista*, iv. p. 216 (1900); *Sharpe, Hand-l.* v. p. 333 (1909); *Nehrck. Kat. Eiersamml.* p. 322 (1910).

Two eggs of the Yellow Cardinal are of a regular oval shape and decidedly glossy. They are pale bluish-white sparingly marked with rounded spots and dots of black which are most numerous round the larger end. They measure respectively .95 by .71 and .9 by .7.

- |               |                  |
|---------------|------------------|
| 2. Argentina. | Crowley Bequest. |
|---------------|------------------|

### Genus ARREMON, *Vieill.*

#### *Arremon silens* (*Bodd.*).

- Arremon silens*, *Sclater, Cat. Birds B. M.* xi. p. 273 (1886); *Sharpe, Hand-l.* v. p. 333 (1909).

Two eggs, said to be those of the Black-billed Arremon, are of an elongate oval shape and somewhat glossy. They are creamy-white with larger and smaller spots of dull chestnut-red, and with an underlying tracery of pinkish-grey all over the shell. They measure respectively .81 by .58 and .81 by .59.

- |  |                  |
|--|------------------|
| 2. British Guiana ( <i>H. Whitely</i> ). | Crowley Bequest. |
|--|------------------|

#### *Arremon spectabilis*, *Sclater*.

- Arremon spectabilis*, *Scl. Cat. Birds B. M.* xi. p. 275 (1886); *Sharpe, Hand-l.* v. p. 333 (1909); *Nehrck. Kat. Eiersamml.* p. 322 (1910).

The eggs of Sclater's Arremon are of a narrow oval shape, with

a slight gloss. They are white, very sparingly speckled with black, chiefly at the broad end. Two examples measure respectively: .93 by .62; and .95 by .62.

2. Nanegal, Ecuador (*L. Fraser*). Salvin-Godman Coll.

**Arremon aurantirostris**, *Lafr.*

*Arremon aurantirostris*, *Salv. & Godm. Biol. Centr.-Amer., Aves*, i. p. 324 (1883); *Scl. Cat. Birds B. M.* xi. p. 275 (1886); *Richmond, Pr. U. S. Nat. Mus.* xvi. p. 490 (1893); *Ridgw. Birds North & Middle Amer.* i. p. 455 (1901); *Sharpe, Hand-l. v.* p. 334 (1909).

An egg believed to be that of the Orange-billed Arremon is of a rather broad oval shape; the ground-colour is greenish-white, marked all over the shell, especially towards the broader end, with small spots and dots of rust-colour and purplish-red. It measures .95 by .68.

1. [Costa Rica.] Crowley Bequest.

Genus **LYSURUS**, *Ridgw.*

**Lysurus castaneiceps** (*Scater*).

(Plate XIII. fig. 7.)

*Buarremon castaneiceps*, *Scl. & Salv. P. Z. S.* 1879, p. 505; *Scl. Cat. Birds B. M.* xi. p. 261 (1886).  
*Lysurus castaneiceps*, *Sharpe, Hand-l. v.* p. 335 (1909).

The eggs of the Chestnut-capped Sparrow are of a blunt oval shape and slightly glossy. They are white, thickly sprinkled with specks and small blotches of chestnut and pale lavender, especially at the broad end, where the markings form an ill-defined cap. Two examples measure respectively: 1.03 by .72, and .96 by .72.

2. Frontino, Antioquia, U.S. Colombia (*T. K. Salmon*). Salvin-Godman Coll.

Genus **ATLAPETES**, *Wagler*.

**Atlapetes pileatus**, *Wagler*.

*Atlapetes pileatus*, *Salv. & Godm. Biol. Centr.-Amer., Aves*, i. p. 405 (1886); *Sharpe, Cat. Birds B. M.* xii. p. 740 (1888); *id. Hand-l. v.* p. 335 (1909).  
*Atlapetes pileatus pileatus*, *Ridgw. Birds North & Middle Amer.* i. p. 460 (1901).

An egg believed to be that of the Rufous-capped Sparrow is of a



rather long oval form and slightly glossy. It is white, finely spotted with maroon, pale pinkish-red, and grey; the markings are very numerous round the larger end, where they form a well-marked zone, and fairly numerous over the rest of the shell. It measures .96 by .68.

1. Mexico.

Crowley Bequest.

### *Atlapetes gutturalis* (Lafr.).

*Buarremon gutturalis*, *Scl. & Salv. P. Z. S.* 1879, p. 504; *Salv. & Godm. Biol. Centr.-Amer., Aves*, i. p. 320 (1884); *Scl. Cat. Birds B. M.* xi. p. 259 (1886).

*Atlapetes gutturalis*, *Ridgw. Birds North & Middle Amer.* i. p. 461 (1901); *Sharpe, Hand-l.* v. p. 335 (1909); *Nehr. Kat. Eiersamml.* p. 322 (1910).

The eggs of the Yellow-throated Sparrow are of a somewhat pointed oval shape and moderately glossy. They are bluish-white in colour, some being quite plain and others very sparingly speckled with light brown. Seven specimens measure from .91 to .98 in length, and from .67 to .72 in breadth.

- |  |                           |
|--|---------------------------|
| 2. Medellin, Antioquia, U.S. Colombia ( <i>T. K. Salmon</i> ).     | Salvin-Godman Coll.       |
| 2. Medellin ( <i>T. K. S.</i> ).                                   | Salvin-Godman Coll.       |
| 3. Costa Rica, 15th May.   | Mr. C. F. Underwood [C.]. |
| 4. Los Cuadros de San Pedro, Costa Rica, July ( <i>C. F. U.</i> ). | Crowley Bequest.          |
| 3. Trazu, Costa Rica, May.   | Mr. C. F. Underwood [C.]. |

### Genus *BUARREMON*, Bonap.

#### *Buarremon brunneinucha* (Lafr.).

*Buarremon brunneinucha*, *Scl. & Salv. P. Z. S.* 1879, p. 504; *Salv. & Godm. Biol. Centr.-Amer., Aves*, i. p. 319 (1884); *Scl. Cat. Birds B. M.* xi. p. 258 (1886); *Ridgw. Birds Middle & North Amer.* i. p. 465 (1901); *Sharpe, Hand-l.* v. p. 336 (1909); *Nehr. Kat. Eiersamml.* p. 375 (1910).

Eggs of the Collared Sparrow are of a rather narrow oval form and exhibit a considerable amount of gloss. They are plain bluish-white, and measure respectively: 1.12 by .71; 1.1 by .76; 1.03 by .73; and 1.08 by .79.

- |   |                           |
|---|---------------------------|
| 2. Santa Elena, Antioquia, U.S. Colombia ( <i>T. K. Salmon</i> ). | Salvin-Godman Coll.       |
| 2. Santa Elena ( <i>T. K. S.</i> ).                               | Salvin-Godman Coll.       |
| 1. Costa Rica, 3rd May.   | Mr. C. F. Underwood [C.]. |

**Buarremon elæoprurus**, *Scl. & Salv.*

*Buarremon elæoprurus*, *Scl. & Salv. P. Z. S.* 1879, p. 504, pl. xlii. fig. 7; *Scl. Cat. Birds B. M.* xi. p. 265 (1886); *Nehr. Kat. Eiersamml.* p. 97 (1899); *Sharpe, Hand-l.* v. p. 338 (1909).

The eggs of the Olive-backed Sparrow resemble those of *Lysurus castaneiceps*, but the markings are in many places confluent and of a rather brighter chestnut. Three specimens measure respectively: .92 by .7; .94 by .68; and .94 by .66.

- |  |                     |
|--|---------------------|
| 2. Santa Elena, Antioquia, U.S.<br>Colombia ( <i>T. K. Salmon</i> ). | Salvin-Godman Coll. |
| 1. U.S. Colombia.  | Crowley Bequest.    |

**Buarremon meridæ**, *Scl. & Salv.*

*Buarremon meridæ*, *Scl. & Salv. P. Z. S.* 1880, p. 785; *Scl. Cat. Birds B. M.* xi. p. 266 (1886); *Sharpe, Hand-l.* v. p. 338 (1909).

Two eggs believed to be those of the Merida Sparrow are of a rather long and somewhat pointed oval form. The ground-colour is white thickly covered with spots and small blotches of brown and lilac-grey, most dense towards the larger end. One egg measures 1.01 by .66.

- |               |                  |
|---------------|------------------|
| 2. Venezuela. | Crowley Bequest. |
|---------------|------------------|

## Family CÆREBIDÆ.

Genus CÆREBA, *Vieill.***Cæreba luteola** (*Cub.*).

*Certhiola luteola*, *Scl. Cat. Birds B. M.* xi. p. 40 (1886); *Nehr. Kat. Eiersamml.* p. 94 (1899).

*Cæreba luteola*, *Chapm. Bull. Amer. Mus. N. H.* vi. p. 25 (1894); *Bidgw. Birds Middle & North Amer.* ii. p. 406 (1902); *Sharpe, Hand-l.* v. p. 342 (1909); *Nehr. Kat. Eiersamml.* p. 322 (1910).

The eggs of Cabanis's Sugar-bird are of a regular oval form and rather glossy. The ground-colour is white marked all over, but especially towards the larger end, with specks and spots of chocolate, reddish-brown and lavender. They measure from .63 to .65 in length, and from .5 to .51 in breadth.

- |               |                  |
|---------------|------------------|
| 5. Venezuela. | Crowley Bequest. |
|---------------|------------------|

**Cœreba mexicana** (*Scl.*).

*Certhiola mexicana*, *Scl. & Salv. P. Z. S.* 1879, p. 497; *Salv. & Godm. Biol. Centr.-Amer., Aves*, i. p. 250 (1883); *Scl. Cat. Birds B. M.* xi. p. 38 (1886); *Nehrck. Kat. Eiersamml.* p. 94 (1899).  
*Cœreba mexicana*, *Sharpe, Hand-l.* v. p. 342 (1909).

An egg of the Mexican Sugar-bird is a regular oval in form and devoid of gloss. It is dull white, thickly speckled and mottled with pale reddish-brown and lavender, the markings being densest at the broad end, round which they form a wide zone. It measures .64 by .5.

1. Medellin, Antioquia, U.S. Co-      Salvin-Godman Coll.  
 lombia (*T. K. Salmon*).

**Cœreba flaveola** (*Linn.*).

(Plate XIII. fig. 1).

*Certhiola flaveola*, *Gosse, Birds Jamaica*, p. 84 (1847); *Scl. Cat. Birds B. M.* xi. p. 43 (1886); *Nehrck. Kat. Eiersamml.* p. 94 (1899).  
*Cœreba flaveola*, *Ridgw. Birds North & Middle Amer.* ii. p. 414 (1902);  
*Sharpe, Hand-l.* v. p. 343 (1909); *Nehrck. Kat. Eiersamml.* p. 323 (1910).

Eggs of the Jamaica Sugar-bird are of a regular oval shape and possess a small amount of gloss. They are cream-colour, densely speckled and mottled with pale chestnut-brown and blotched with faint underlying lavender. In one example the markings form an irregular zone round the broad end; in the other there is little or no trace of any zone. They measure respectively: .69 by .52; and .72 by .53.

2. Jamaica.      Rev. Benjamin Zinke [P.].

**Cœreba newtoni**, *Baird*.

*Certhiola flaveola*, *A. & E. Newton (nec Linn.)*, *Ibis*, 1859, p. 67. pl. xii. fig. 3.  
*Certhiola newtoni*, *Scl. Cat. Birds B. M.* xi. p. 43 (1886).  
*Cœreba newtoni*, *Ridgw. Birds North & Middle Amer.* ii. p. 416 (1902);  
*Sharpe, Hand-l.* v. p. 343 (1909); *Nehrck. Kat. Eiersamml.* p. 323 (1910).

The eggs of Newton's Sugar-bird closely resemble those of *C. flaveola* already described, but the ground-colour is pale cream-colour or white. The markings are densest at the broad end and form an irregular cap. Eight examples measure from .65 to .75 in length, and from .5 to .52 in breadth.

6. St. Croix, West Indies (*A. & E. Newton*).      Salvin-Godman Coll.  
 2. St. Croix, West Indies (*A. Newton*: *Tristram Coll.*).      Crowley Bequest.

*Cœreba dominicana* (Taylor).

- Certhiola dominicana*, Taylor, *Ibis*, 1864, p. 167; *Laur. P. U. S. Nat. Mus.* i. p. 56 (1878); *Sci. Cat. Birds B. M.* xi. p. 44 (1886).  
*Certhiola sundevalli*, Ridgw., *Sci. Cat. Birds B. M.* xi. p. 44 (1886).  
*Cœreba dominicana*, Ridgw., *Birds North & Middle Amer.* ii. p. 417 (1902); *Sharpe, Hand-l.* v. p. 343 (1909); *Nehr. Kat. Eiersamml.* p. 323 (1910).

Two eggs, said to be those of the Dominican Sugar-bird, differ somewhat from those of the previously described species and from the eggs of *C. dominicana* as described by the late G. N. Lawrence. They are of a rather long oval shape, somewhat pointed towards the smaller end and almost devoid of gloss. The ground-colour in one is very pale greenish-white, blotched and spotted, especially towards the larger end, with pale reddish-brown and dull reddish-purple; in the second egg the ground-colour is white, and the markings, which are much smaller and less defined, are mostly concentrated round the larger end. They measure respectively .65 by .44; and .63 by .43.

2. St. Andrew, Dominica, 18th March. Crowley Bequest.

*Cœreba atrata* (Laur.).

(Plate XIII. fig. 4.)

- Certhiola atrata*, Laur. *Ann. N. Y. Acad. Sci.* i. p. 149 (1878); *Sci. Cat. Birds B. M.* xi. p. 47 (1886).  
*Cœreba atrata*, Ridgw., *Birds North & Middle Amer.* ii. p. 422 (1902); *Sharpe, Hand-l.* v. p. 344 (1909).

The eggs of the Black Sugar-bird are of a rather pointed oval shape and slightly glossy. They are pale creamy-white, densely marked at the larger end and sparingly elsewhere with chestnut-brown and underlying purplish-grey. In one egg the markings form a well-defined zone round the larger end; in the other a confluent cap. They measure respectively: .76 by .53; and .7 by .55.

2. St. Vincent, West Indies, April (Mrs. H. H. Smith). Salvin-Godman Coll.

*Cœreba wellsii*, Cory.

- Certhiola atrata*, Wells (*new Laur.*), *P. U. S. Nat. Mus.* ix. p. 612 (1886); *Sci. Cat. Birds B. M.* xi. p. 47 (1886) [part, Grenada]; *Nehr. Kat. Eiersamml.* p. 94 (1899).  
*Cœreba wellsii*, Ridgw., *Birds North & Middle Amer.* ii. p. 423 (1902); *Sharpe, Hand-l.* v. p. 344 (1909); *Nehr. Kat. Eiersamml.* p. 323 (1910).

Three eggs of Wells's Sugar-bird closely resemble those of

*C. luteola* described above, but are somewhat larger. They measure respectively: .72 by .50; .71 by .50; and .67 by .50.

3. Balthazar, Grenada (*J. G. Wells*). Crowley Bequest.

Genus **EUNEORNIS**\*, *Fitzinger*.

**Euneornis campestris** (*Linn.*).

(Plate XIII. fig. 19.)

*Tanagrella ruficollis*, *Gosse, Birds Jamaica*, p. 236 (1847).

*Glossiptila ruficollis*, *Sci. Cat. Birds B. M.* xi. p. 48 (1886); *Ridgw. Birds North & Middle Amer.* ii. p. 424 (1902).

*Euneornis campestris* (*Linn.*), *Sharpe, Hand-l.* v. p. 344 (1909).

An egg of the Orange Quit is of a blunt oval shape and exhibits scarcely any gloss. It is of a pinkish-white colour, blotched and mottled all over the shell with brown and pale lilac-red. It measures .73 by .58.

1. St. Andrew, Jamaica. Crowley Bequest.

Genus **DIGLOSSA**, *Wagler*.

**Diglossa sittoides** (*D'Orb. & Lafr.*).

*Diglossa sittoides*, *Sci. Cat. Birds B. M.* xi. p. 4 (1886); *Sharpe, Hand-l.* v. p. 345 (1909); *Nelrk. Kat. Eiersamml.* p. 323 (1910).

Eleven eggs, believed to be those of the Rufous-throated Sugar-bird, vary considerably in size and shape as well as in the coloration of the ground and markings. They vary in shape from a somewhat long and pointed oval to a very broad blunt oval, and are almost devoid of gloss. The ground-colour is pinkish-white, greenish-white, or pale green, and is generally thickly spotted all over the shell with brown or reddish-brown and dull lilac; in some there are well-marked spots and blotches of deep brown. They vary in size from .65 to .74 in length, and from .48 to .55 in breadth.

11. Venezuela. Crowley Bequest.

---

\* Dr. Sharpe has made use of this name, which has priority over *Glossiptila*, Selater; the latter name appeared in the 'Proceedings of the Zoological Society,' no. cccxvii., which was not received from the printer till the 26th January, 1857 (*vide* C. D. Sherborn).

*Diglossa albilateralis*, *Lafr.*

(Plate XIII. fig. 18.)

*Diglossa albilateralis*, *Scl. & Salv. P. Z. S.* 1879, p. 496; *Scl. Cat. Birds B. M.* xi. p. 9 (1886); *Nehrk. Kat. Eiersamml.* p. 94 (1899); *Sharpe, Hand-l.* v. p. 346 (1909); *Nehrk. Kat. Eiersamml.* p. 323 (1910).

The eggs of the White-sided Sugar-bird are of a blunt oval shape and devoid of gloss. They are pale blue thickly spotted and blotched, especially towards the larger end of the egg where the markings become confluent, with dull reddish-brown and lilac-grey. Five examples measure respectively: .73 by .54; .71 by .5; .7 by .5; .68 by .5; .63 by .5.

- |                                     |                     |
|-------------------------------------|---------------------|
| 2. Santa Elena, Antioquia, U.S.     | Salvin-Godman Coll. |
| Colombia ( <i>T. K. Salmon</i> ).   |                     |
| 1. Santa Elena ( <i>T. K. S.</i> ). | Salvin-Godman Coll. |
| 2. U.S. Colombia.                   | Crowley Bequest.    |

*Diglossa personata* (*Fraser*).

*Diglossa personata*, *Scl. & Salv. P. Z. S.* 1879, p. 496, pl. xlii. fig. 1; *Scl. Cat. Birds B. M.* xi. p. 10 (1886); *Nehrk. Kat. Eiersamml.* p. 94 (1899), & p. 323 (1910); *Sharpe, Hand-l.* v. p. 346 (1909).

The eggs of the Masked Sugar-bird are of a broad oval form and devoid of gloss. They are pale greenish-blue, spotted and blotched, sometimes densely and especially at the larger end where the markings form a zone or cap, with dull reddish-brown and lilac. Five examples measure respectively: .81 by .58; .8 by .6; .79 by .59; .79 by .6; and .79 by .58.

- |                                     |                     |
|-------------------------------------|---------------------|
| 2. Santa Elena, Antioquia, U.S.     | Salvin-Godman Coll. |
| Colombia ( <i>T. K. Salmon</i> ).   |                     |
| 2. Santa Elena ( <i>T. K. S.</i> ). | Salvin-Godman Coll. |
| 1. U.S. Colombia.                   | Crowley Bequest.    |

Genus *DIGLOSSOPIS*, *Sclater*.*Diglossopsis cærulescens*, *Sclater*.

(Plate XIII. fig. 16.)

*Diglossopsis cærulescens*, *Scl. & Salv. P. Z. S.* 1879, p. 496; *Scl. Cat. Birds B. M.* xi. p. 11 (1886) [part]; *Nehrk. Kat. Eiersamml.* p. 94 (1899), & p. 323 (1910); *Sharpe, Hand-l.* v. p. 347 (1909).

The eggs of the Blue Sugar-bird are of a blunt oval shape and without gloss. They are greenish-white, thickly mottled and streaked with pale reddish-brown and lavender. The markings are distributed over the entire shell, but are more dense at the

broad end than elsewhere. Two examples measure respectively: .74 by .56; and .72 by .57.

2. Santa Elena, Antioquia, U.S. Salvin-Godman Coll.  
Colombia (*T. K. Salmon*).

Genus **CONIROSTRUM**, *D'Orb. & Lafr.*

**Conirostrum sitticolor**, *Lafr.*

*Conirostrum sitticolor*, *Sci. Cat. Birds B. M.* xi. p. 13 (1886); *Sharpe, Hand-l.* v. p. 347 (1909).

An egg, said to be that of the Black-throated Sugar-bird, is of a regular oval form and devoid of gloss. The ground-colour is pale greenish-white blotched and spotted, especially towards the larger end, with lilac-grey, and with a few small purplish-black spots scattered over the shell. It measures .78 by .52.

1. Bogota, U.S. Colombia (*Tristram Coll.*) Crowley Bequest.

Family TANAGRIDÆ.

Genus **EUPHONIA**, *Desmarest.*

**Euphonia nigricollis** (*Vieill.*).

*Euphonia nigricollis*, *Sci. Cat. Birds B. M.* xi. p. 61 (1886); *Sharpe, Hand-l.* v. p. 355 (1909).

Three eggs of the Black-necked Euphonia are of a slightly pointed oval form and devoid of gloss. They are uniform greenish-white and measure respectively: .69 by .5; .69 by .45; and .63 by .5.

3. Venezuela. Crowley Bequest.

**Euphonia elegantissima** (*Bonap.*).

*Euphonia elegantissima*, *Sci. P. Z. S.* 1859, p. 378; *Salv. & Godm. Biol. Centr.-Amer., Aves*, i. p. 256 (1883); *Sci. Cat. Birds B. M.* xi. p. 62 (1886); *Ridgw. Birds North & Middle Amer.* ii. p. 12 (1902); *Sharpe, Hand-l.* v. p. 356 (1909); *Nehrk. Kat. Eiersamml.* p. 324 (1910).

The eggs of the Blue-headed Euphonia are spheroidal in shape and almost devoid of gloss. The ground-colour is creamy-white very sparingly spotted, in one specimen with purplish-brown and lavender, and in another with brownish-pink and a few minute

specks of a darker colour. The markings are few in number and almost entirely confined to the broader half of the egg. Two examples measure respectively: .62 by .51; and .66 by .51.

A third egg from Costa Rica, referred to this species by Mr. Underwood, differs much from the above. It has the ground white, minutely but not very thickly speckled all over with pale lavender-grey and purplish-red. It measures .7 by .52.

- |  |                           |
|--|---------------------------|
| 1. Mexico.                                 | Gould Coll.               |
| 1. Mexico.                                 | Salvin-Godman Coll.       |
| 1. Rancho Redondo, Costa Rica,<br>9th May. | Mr. C. F. Underwood [C.]. |

### *Euphonia affinis* (Less.).

*Euphonia affinis*, *Salv. & Godm. Biol. Centr.-Amer., Aves*, i. p. 257 (1883); *Scl. Cat. Birds B. M.* xi. p. 75 (1886); *Ridgw. Birds North & Middle Amer.* ii. p. 21 (1902); *Sharpe, Hand-l.* v. p. 357 (1909); *Nehr. Kat. Eiersamml.* p. 324 (1910).

Five eggs of Lesson's *Euphonia* are of a blunt oval form, slightly glossy, and of a uniform pale greenish-blue colour. They measure respectively: .72 by .52; .69 by .55; .69 by .5; .69 by .48; and .68 by .52.

- |   |                     |
|---|---------------------|
| 1. Valladolid, Yucatan ( <i>G. F. Gaumer</i> ). | Salvin-Godman Coll. |
| 2. Yucatan.                                     | Crowley Bequest.    |
| 2. Mexico ( <i>Nehr. Korn Coll.</i> ).          | Crowley Bequest.    |

### *Euphonia hirundinacea*, Bonap.

*Euphonia hirundinacea*, *Salv. & Godm. Biol. Centr.-Amer., Aves*, i. p. 261 (1883); *Scl. Cat. Birds B. M.* xi. p. 75 (1886); \**Cherrie, 'Auk'*, ix. p. 24 (1892); *Ridgw. Birds North & Middle Amer.* ii. p. 27 (1902) [part]; *Sharpe, Hand-l.* v. p. 359 (1909); *Nehr. Kat. Eiersamml.* p. 325, pl. iii. fig. 29 (1910).

The eggs of Bonaparte's *Euphonia* resemble those of *E. affinis*, both in colour and size.

- |   |                     |
|---|---------------------|
| 1. Valladolid, Yucatan ( <i>G. F. Gaumer</i> ). | Salvin-Godman Coll. |
| 2. Yucatan.                                     | Crowley Bequest.    |
| 2. Yucatan ( <i>Nehr. Korn Coll.</i> ).         | Crowley Bequest.    |

---

\* Cherrie described the eggs as being "white, thickly speckled in a ring about the larger end with light walnut-brown and over this some larger spots of seal-brown," &c. This description agrees with the eggs of *E. elegantissima*, which species was also procured. Possibly some mistake has been made by the collector in identifying the parent bird. Eggs of *E. hirundinacea* described and figured by Nehr. Korn resemble those procured by G. F. Gaumer, and are of a uniform greenish-blue colour.



Genus **PYRRHUPHONIA**, *Bonap.***Pyrrhuphonia jamaica** (*Lin.*).

(Plate XIII. fig. 20.)

*Euphonia jamaica*, *Gosse, Birds of Jamaica*, p. 233 (1847).*Pyrrhuphonia jamaica*, *Sci. Cat. Birds B. M.* xi. p. 85 (1886); *Ridgw. Birds North & Middle Amer.* ii. p. 31 (1902); *Sharpe, Hand-l. v.* p. 360 (1909).

Four eggs of the Blue Quit are of a somewhat pointed oval shape and slightly glossy. The ground in all four eggs is white. In two most of the markings, consisting of purplish-red and lavender spots, are concentrated round the larger end and form a zone; in the other two, numerous markings of pale purplish-red are scattered over the entire shell, though they are most numerous at the larger end, where they form a zone. They measure respectively: .78 by .57; .78 by .55; .79 by .55; and .77 by .57.

1. Jamaica. Crowley Bequest.
3. St. Andrew, Jamaica, 27th April (Crowley Bequest.  
(*C. B. Taylor*).

Genus **CALOSPIZA**, *Gray.***Calospiza paradisea** (*Swains.*).*Calliste tatao*, *Sci. Cat. Birds B. M.* xi. p. 96 (1886).*Calospiza paradisea*, *Sharpe, Hand-l. v.* p. 363 (1909).

Two eggs, said to be those of the Paradise Tanager, are spheroidal in form and slightly glossy. The ground is white or greenish-white with numerous spots and blotches of lilac and purplish-red, most abundant round the larger end, where they form a zone or cap. They measure .78 by .62; and .78 by .59.

2. [British Guiana.] Crowley Bequest.

**Calospiza chrysophrys** (*Sci.*).

(Plate XIII. fig. 17.)

*Calliste guttata*, *Sci. Cat. Birds B. M.* xi. p. 105 (1886) [part].*Calospiza guttata chrysophrys*, *Ridgw. Birds North & Middle Amer.*, ii. p. 40 (1902).*Calospiza chrysophrys*, *Sharpe, Hand-l. v.* p. 365 (1909).

Two eggs of the Yellow-browed Tanager are of a regular oval shape and almost devoid of gloss. They are white, splashed, blotched, and finely marked with dark purplish-red and grey, the markings being mostly confined to the broader half of the

shell. One specimen is much more strongly and coarsely marked than the other. They measure respectively: .89 by .59; and .80 by .59.

2 Cerchi, Costa Rica, 20th May.

Mr. C. F. Underwood [C.].

### *Calospiza vitriolina* (Cab.).

*Calliste vitriolina*, *Sci. Mon. Callist.* p. 39 (1857); *Sci. & Salv. P. Z. S.* 1879, p. 498, pl. xlii. fig. 2; *Sci. Cat. Birds B. M.* xi. p. 111 (1886); *Nehr. Kat. Eiersamml.* p. 95 (1899).

*Calospiza vitriolina*, *Sharpe, Hand-l.* v. p. 367 (1909).

Two eggs of the New-Grenada Rufous-headed Tanager are of a regular oval shape and devoid of gloss. They are creamy-white, thickly mottled and blotched with brown and lilac-grey. In both examples the markings form a wide but irregular zone round the broad end. They measure respectively: .87 by .62; and .85 by .6

2. Medellin, Antioquia, U.S.

Salvin-Godman Coll.

Colombia (*T. K. Salmon*).

### *Calospiza cayana* (Linn.).

*Calliste cayana*, *Sci. Mon. Callist.* p. 41, pl. 19 (1857); *id. Cat. Birds B. M.* xi. p. 111 (1886).

*Calospiza cayana*, *Sharpe, Hand-l.* v. p. 367 (1909); *Nehr. Kat. Eiersamml.* p. 325 (1910).

Three eggs, said to be those of the Guiana Tanager, are of a nearly perfect oval shape and somewhat glossy. The ground-colour is pale blue, spotted with dark purplish-red and blotched with lilac-grey, chiefly at the larger end, though the markings are scattered over the entire shell. They measure respectively: .87 by .6; .87 by .55; and .85 by .53.

2. Venezuela.

Crowley Bequest.

1. Venezuela.

Crowley Bequest.

### *Calospiza cucullata* (Swains.).

*Calliste versicolor*, *Laur. (nec Laur. 1878) P. U. S. Nat. Mus.* ix. p. 613 (1886); *Sci. Cat. Birds B. M.* xi. p. 113 (1886) [part.].

*Calospiza cucullata*, *Ridgw. Birds North & Middle Amer.* ii. p. 52 (1902); *Sharpe, Hand-l.* v. p. 367 (1909); *Nehr. Kat. Eiersamml.* p. 325 (1910).

Four eggs vary in shape from a somewhat broad rather pointed oval to a nearly perfect oval. They are white, spotted, blotched

and marked with purplish-brown and lilac-grey. They measure respectively: .91 by .66; .90 by .60; .89 by .65; .88 by .62.

2. Island of Grenada, W. I., 26th May (*J. G. Wells*). Crowley Bequest.
2. Island of Grenada, W. I., 26th May (*J. G. W.*). Crowley Bequest.

### *Calospiza nigriviridis* (*Lafr.*).

*Calliste nigriviridis*, *Scl. Mon. Callist.* p. 77 (1857); *Scl. & Salv. P. Z. S.* 1879, p. 499; *id. Cat. Birds B. M.* xi. p. 122 (1883).

*Calliste cyanescens*, *Scl. Mon. Callist.* p. 79 (1857).

*Calospiza nigriviridis*, *Sharpe, Hand-l.* v. p. 369 (1909); *Nehr. Kat. Eiersamml.* p. 325 (1910).

Eggs of the New-Grenada Blue-and-Black Tanager resemble very closely those of *C. vitriolina* already described, but are rather smaller. One egg measures .81 by .57.

1. Santa Elena, Antioquia, U.S. Columbia (*T. K. Salmon*). Salvin-Godman Coll.
1. Bogota (*Tristram Coll.*). Crowley Bequest.

### *Calospiza cyanoptera* (*Swains.*).

*Calliste cyanoptera*, *Scl. Mon. Callist.* p. 53, pl. 24 (1857); *id. Cat. Birds B. M.* xi. p. 135 (1886).

*Calospiza cyanoptera*, *Sharpe, Hand-l.* v. p. 372 (1909); *Nehr. Kat. Eiersamml.* p. 325 (1910).

An egg, said to be that of the Blue-winged Tanager, resembles the eggs of *C. cucullata* described above, but is larger and the markings are less numerous, while some of the larger spots are of a dark purplish-brown. It measures .98 by .7.

1. [Venezuela.] Crowley Bequest.

### *Calospiza atricapilla* (*Lafr.*).

*Calliste atricapilla*, *Scl. Mon. Callist.* p. 73 (1857); *Scl. & Salv. P. Z. S.* 1879, p. 499; *Scl. Cat. Birds B. M.* xi. p. 136 (1886).

*Calospiza atricapilla*, *Sharpe, Hand-l.* v. p. 372 (1909).

Two eggs of the Black-capped Tanager are of a broad pointed oval shape and devoid of gloss. They are pale greenish-white. One example is thickly mottled and speckled, especially at the larger end, with brown and lilac-grey; the other is thickly mottled with

lilac and sparingly spotted with deep reddish-brown. In the latter specimen the markings form a very broad, but ill-defined zone round the broad end. They measure respectively: .72 by .6; and .74 by .6.

2. Frontino, Antioquia, U.S.                      Salvin-Godman Coll.  
Colombia (*T. K. Salmon*).

Genus **STEPHANOPHORUS**, *Strickland*.

**Stephanophorus leucocephalus** (*Vicill.*).

(Plate XIII. fig. 11.)

*Stephanophorus leucocephalus*, *Sci. Cat. Birds B. M.* xi. p. 143 (1886);  
*Sci. & Hudson, Arg. Orn.* i. p. 38 (1888); *Sharpe, Hand-l.* v. p. 373  
(1909); *Nehrke. Kat. Eiersamml.* p. 325 (1910).

An egg said to be that of the White-capped Tanager is of a rather long oval form and somewhat glossy. It is greenish-white, densely mottled all over the shell with olive-brown, which nearly obscures the ground-colour; there are also a number of scattered blackish-brown surface-markings. It measures 1.05 by .69.

1. Rio Grande do Sul (*Nehrkorn*                      Crowley Bequest.  
*Coll.*).

Genus **PÆCILOTHRAUPIS**, *Cab.*

**Pæcilothraupis lunulata** (*Du Bus*).

*Pæcilothraupis lunulata*, *Sci. Cat. Birds B. M.* xi. p. 144 (1886); *Sharpe,*  
*Hand-l.* v. p. 374 (1909).

Two eggs said to be those of the Black-throated Tanager are of a wide oval shape, rather pointed at the smaller end, and somewhat glossy. The ground-colour is pale greenish-white densely and finely mottled all over, but more especially at the larger end, with small reddish-brown and violet-grey spots. One egg measures .82 by .65.

2. Bogota, U.S. Colombia (*Tristram*                      Crowley Bequest.  
*Coll.*).

Genus **TANAGRA**, *Linn.*

**Tanagra episcopus**, *Linn.*

*Tanagra episcopus*, *Sci. Cat. Birds B. M.* xi. p. 154 (1886); *Sharpe,*  
*Hand-l.* v. p. 377 (1909); *Nehrke. Kat. Eiersamml.* p. 326 (1910).

An egg said to be that of the Guiana Blue Tanager is of a rather broad shape, somewhat pointed at the smaller end, and distinctly glossy. The ground-colour is white tinged with green

rather thickly marked all over with lavender-grey and pale brown, and with a few markings and spots of deep chocolate-brown scattered over the shell. It measures .89 by .66.

1. [British Guiana.] Crowley Bequest.

**Tanagra major, Berlepsch & Stolzmann.**

*Tanagra major*, Sharpe, *Hand-l.* v. p. 377 (1909).

*Tanagra coelestis*, Selater, *Cat. Birds B. M.* xi. p. 155 (1886) [part., Peru]; *Nehrkrk. (nec Spix) Kat. Eiersamml.* p. 325 (1910).

An egg of the Blue-grey Tanager is of a spheroidal form and slightly glossy. It is white, thickly spotted all over with lilac-grey and with conspicuous scattered surface-spots of deep brown, the markings being most numerous towards the larger end. It measures .78 by .65.

1. Peru (*Nehrhorn Coll.*). Crowley Bequest.

**Tanagra cana, Swains.**

*Tanagra cana*, *Scl. & Salv. P. Z. S.* 1879, p. 500; *Salv. & Godm. Biol. Centr.-Amer., Aves*, i. p. 277 (1883); *Scl. Cat. Birds B. M.* xi. p. 156 (1886); *Nehrkrk. Kat. Eiersamml.* p. 95 (1899), p. 326 (1910); *Ihering, Rev. Mus. Paulista*, iv. p. 209 (1900); *Ridgw. Birds North & Middle Amer.* ii. p. 55 (1902); *Sharpe, Hand-l.* v. p. 377 (1910).

Some eggs of the Silver-blue Tanager are of a blunt oval shape, approaching the elliptical, and without gloss. The ground is cream-colour, but this is almost entirely concealed from view by the markings, which consist of more or less confluent smears, streaks and clouds of two or more shades of rich brown. Some examples are also minutely spotted with dark reddish-brown, almost black in intensity. Other eggs collected by Blancaneaux are of a somewhat narrow oval shape and are less densely marked, quite half the ground-colour being visible. They are speckled and mottled with brown, purplish-brown and lavender-grey. Some of these have hair-lines of a dark colour at the broad end. Specimens measure from .83 to 1 in length, and from .6 to .66 in breadth.

- |  |                           |
|--|---------------------------|
| 2. U.S. Colombia.  | Crowley Bequest.          |
| 3. Medellin, Antioquia, U.S.<br>Colombia ( <i>T. K. Salmon</i> ).        | Salvin-Godman Coll.       |
| 1. Costa Rica, 16th May.   | Mr. C. F. Underwood [C.]. |
| 2. Irazu, Costa Rica, May.   | Mr. C. F. Underwood [C.]. |
| 2. Irazu, May.   | Mr. C. F. Underwood [C.]. |
| 4. Cuadros de San Pedro, Costa Rica,<br>June & July ( <i>C. F. U.</i> ). | Crowley Bequest.          |
| 5. Brit. Honduras ( <i>F. Blancaneaux</i> ).                             | Salvin-Godman Coll.       |

*Tanagra cyanoptera* (Vieill.).

*Tanagra cyanoptera*, *Sci. Cat. Birds B. M.* xi. p. 157 (1886) *Nehrck. Kat. Eiersamml.* p. 95 (1899), p. 326 (1910); *Ihering, Rev. Mus. Paulista*, iv. p. 209 (1900); *Sharpe, Hand-l.* v. p. 378 (1909).

Two eggs of the Blue-shouldered Tanager resemble those of *T. ornata*\*, and differ entirely from those of the other species of the genus represented in the Collection. They are pale blue, sparingly marked all over with small, well-defined, roundish spots of very dark purplish-black. One example measures .9 by .7.

2. Rio de Janeiro.

Alexander Fry, Esq. [P.].

*Tanagra sayaca*, Linn.

(Plate XIII. figs. 5 & 8.)

*Tanagra sayaca*, *Euler, J. f. O.* 1867, p. 410; *Sci. Cat. Birds B. M.* xi. p. 158 (1886); *Berlepsch, J. f. O.* 1887, pp. 6, 115; *Euler, Rev. Mus. Paulista*, iv. p. 20 (1900); *Ihering, Rev. Mus. Paulista*, iv. pp. 153, 209 (1900); *Sharpe, Hand-l.* v. p. 378 (1909); *Nehrck. Kat. Eiersamml.* p. 326 (1910); *Chubb, Ibis*, 1910, p. 625.

Eggs of the Grey-breasted Tanager vary in shape from a very long pointed oval to nearly spheroidal. The ground varies from white to creamy-white or greenish-white. In some examples the markings are remarkably like those found in the commonest type of *Passer domesticus*, the entire shell being thickly clouded and blotched with grey-brown and umber-brown. In others a large part of the ground-colour is visible, the markings, which consist of cloudings, spots and streaks of purplish-grey and dark purplish-brown, being mostly confined to the larger end of the shell. In a third type all the markings are fine and there are no very distinct dark spots or streaks, the larger end of the shell being surrounded by a heavy clouded zone. They vary from .87 to 1.1 in length, and from .61 to .67 in breadth.

3. Sapucay, Paraguay, 4th Nov.	Mr. W. Foster [C.].
1. Sapucay, 24th Nov.	Mr. W. Foster [C.].
2. Sapucay, 25th Nov.	Mr. W. Foster [C.].
2. Sapucay, 30th Nov.	Mr. W. Foster [C.].
2. Sapucay, 1st Dec.	Mr. W. Foster [C.].
2. Sapucay, 11th Dec.	Mr. W. Foster [C.].
1. Sapucay.	Mr. W. Foster [C.].
1. Sapucay.	Mr. W. Foster [C.].

\* The eggs of both this species and *T. cyanoptera* presented by Mr. Fry were accompanied by skins of the birds, and there is therefore no reason to doubt their authenticity.

**Tanagra melanoptera, Selater.**

- Tanagra palmarum*, *Scl. & Salv. (nec Mar.) P. Z. S.* 1879, p. 500; *Salv. & Godm. Biol. Centr.-Amer., Aves*, i. p. 279 (1883) [part.]; *Scl. Cat. Birds B. M.* xi. p. 159 (1886) [part.].
- Tanagra palmarum melanoptera*, *Ridgw. Birds of North & Middle Amer.* ii. p. 58 (1902); *Berlepsch & Hartert, Nov. Zool.* ix. p. 20 (1902).
- Tanagra melanoptera*, *Sharpe, Hand-l.* v. p. 378 (1909).

Two eggs of the Black-winged Tanager vary considerably. One example is nearly a perfect ellipse in shape, cream-coloured, and very thickly freckled all over with pale brown and lavender. At the broader end there are a few fine hair-lines of black. The second example is of a pointed oval shape, cream-coloured, densely mottled all over with pale brown, dark brown and lavender-grey. They measure respectively: .91 by .64; .93 by .65.

2. Remedios, Antioquia, U.S. Salvin-Godman Coll.  
Colombia (*T. K. Salmon*).

**Tanagra ornata, Sparrm.**

- Tanagra ornata*, *Scl. Cat. Birds B. M.* xi. p. 161 (1886); *Nehrk. Kat. Eiersamm.* p. 96 (1899); *Ihering, Rev. Mus. Paulista*, iv. p. 209 (1900); *Sharpe, Hand-l.* v. p. 378 (1909); *Nehrk. Kat. Eiersamm.* p. 326 (1910).

An egg of the Archbishop Tanager is of a long pointed oval form, and displays scarcely any gloss. It is white, thickly clouded and blotched all over the shell with purplish-grey, with scattered spots, streaks and irregular markings of deep purplish-brown. It measures 1.1 by .71.

1. Iguape, São Paulo, 4th Oct. Crowley Bequest.

**Tanagra abbas, Licht.**

- Tanagra vicarius*, *Bonap.*; *Scl. & Salv. Ibis*, 1859, p. 16, pl. v. fig. 1.
- Tanagra abbas*, *Salv. & Godm. Biol. Centr.-Amer., Aves*, i. p. 278 (1883); *Scl. Cat. Birds B. M.* xi. p. 162 (1886); *Ridgway, Birds North & Middle Amer.* ii. p. 60 (1902); *Sharpe, Hand-l.* v. p. 378 (1909).

The eggs of the Blue-headed Tanager resemble those of *Calcispiza atricapilla* in many respects. They are of a broad oval shape, and exhibit a considerable amount of gloss. The ground-colour is dull greenish-white rather thickly marked, especially at the broad end, where the markings are more or less confluent, with spots and blotches of brown and lavender-grey and with a few specks and spots of very deep chocolate-brown. Two examples measure respectively .87 by .67; .89 by .65.

2. Dueñas, Guatemala, 30th May Salvin-Godman Coll.  
(*O. Salvin*).

**Tanagra bonariensis** (*Gmel.*).

*Tanagra striata*, *Gmel.*; *Tacz. Orn. Pérou*, ii. p. 489 (1884).  
*Tanagra bonariensis*, *Scl. Cat. Birds B. M.* xi. p. 164 (1886); *Sharpe, Hand-l.* v. p. 379 (1909); *Nehr. Kat. Eiersamml.* p. 326 (1910).

An egg of the Blue-and-Yellow Tanager resembles those of *T. abbas*, described above, but is somewhat larger and the dark specks and rounded spots on the larger end are deep black. It measures about 1·05 by ·68.

1. Rio Grande do Sul (*Nehrkorn Coll.*). Crowley Bequest.

Genus **SPOROTHPRAUPIS**, *Ridgw.*

**Sporothraupis auricrissa** (*Sclater*).

(Plate XIII. fig. 10.)

*Tanagra cyanocephala*, *Scl. & Salv. P. Z. S.* 1879, p. 501; *Scl. Cat. Birds B. M.* xi. p. 162 (1886) [part.].  
*Sporothraupis auricrissa*, *Sharpe, Hand-l.* v. p. 379 (1909); *Nehr. Kat. Eiersamml.* p. 326 (1910).

The eggs of the Blue-capped Tanager are of a narrow oval shape and exhibit a small amount of gloss. They are cream-colour, boldly spotted and blotched with lilac-brown, purplish-brown and lavender-grey. The markings are generally more numerous towards the larger end of the egg, and sometimes form an ill-defined cap. Four examples measure respectively: 1·02 by ·7; 1·01 by ·67; 1·04 by ·64; ·92 by ·68.

- |  |                     |
|--|---------------------|
| 1. U.S. Colombia.  | Crowley Bequest.    |
| 1. Santa Elena, Antioquia, U.S.<br>Colombia ( <i>T. K. Salmon</i> ). | Salvin-Godman Coll. |
| 2. Santa Elena ( <i>T. K. S.</i> ).                                  | Salvin-Godman Coll. |

Genus **SPINDALIS**, *Jard. & Selby*.

**Spindalis nigricephala** (*Jameson*).

*Tanagra zena*, *Gosse, Birds Jamaica*, p. 231 (1847).  
*Spindalis nigricephala*, *Scl. Cat. Birds B. M.* xi. p. 166 (1886); *Ridgw. Birds North & Middle Amer.* ii. p. 64 (1902).  
*Spindalis bilineata*, *Jard. & Selby*; *Sharpe, Hand-l.* v. p. 350 (1909).

Eggs of the Cashew Bird or Jamaican *Spindalis* vary in form from subspheroidal to a somewhat long oval, pointed at the smaller end. They are devoid of gloss. In two eggs the ground-colour is greenish-white heavily, marked and blotched all over with burnt-umber and with underlying spots and blotches of paler greyish-brown, the markings being thickest towards the larger end, where they almost obscure the ground-colour. They measure respectively



·81 by ·68; ·89 by ·65. In a third egg the markings, which are much smaller and less numerous, are reddish-brownish and reddish lilac. It measures ·79 by ·6.

2. [Jamaica] (*Nchrkorn Coll.*). Crowley Bequest.  
 1. [Jamaica.] Crowley Bequest.

Genus **RHAMPHOCÆLUS**, *Desm.*

**Rhamphocælus brasilius** (*Linn.*).

(Plate XIII. fig. 15.)

- Ramphocælus brasilius*, *Euler, J. f. O.* 1867, p. 409; *id.*, *Rev. Mus. Paulista*, iv. p. 20 (1900).  
*Rhamphocælus brasilius*, *Sci. Cat. Birds B. M.* xi. p. 170 (1886); *Ihering, Rev. Mus. Paulista*, iv. p. 210 (1900); *Sharpe, Hand-l.* v. p. 381 (1909); *Nchrk. Kat. Eiersamml.* p. 326 (1910).

Four eggs of the Brazilian Tanager are of a broad oval shape, and slightly glossy. They are pale blue, sparingly marked with spots of deep black, and with small underlying markings of blackish-grey and grey. They measure respectively: ·9 by ·7; ·9 by ·72; ·9 by ·68; ·88 by ·68.

2. Rio de Janeiro. Alexander Fry, Esq. [P].  
 2. Iguape, São Paulo, 7th Nov. Crowley Bequest.

**Rhamphocælus nigrigularis** (*Spir.*).

- Ramphocælus nigrigularis*, *Sci. & Salv. P. Z. S.* 1866, p. 180 [Upper Ucayali].  
*Rhamphocælus nigrigularis*, *Sci. Cat. Birds B. M.* xi. p. 171 (1886); *Sharpe, Hand-l.* v. p. 381 (1909); *Nchrk. Kat. Eiersamml.* p. 326 (1910).

Two eggs of the Black-throated Tanager are similar to those of *R. brasilius* but somewhat smaller. They measure respectively ·88 by ·58 and ·82 by ·62.

1. Upper Amazonia (*Nchrkorn Coll.*). Crowley Bequest.  
 1. Upper Ucayali (*E. Bartlett; Tristram Coll.*). Crowley Bequest.

**Rhamphocælus dimidiatus**, *Lafr.*

- Ramphocælus dimidiatus*, *Wyatt, Ibis*, 1871, p. 326; *Sci. & Salv. P. Z. S.* 1879, p. 501; *Salv. & Godm. Biol. Centr.-Amer., Aves*, i. p. 283 (1883).  
*Rhamphocælus dimidiatus*, *Sci. Cat. Birds B. M.* xi. p. 172 (1886); *Nchrk. Kat. Eiersamml.* p. 96 (1899), p. 326 (1910); *Allen, Bull. Amer. Mus.* xxi. p. 293 (1905); *Sharpe, Hand-l.* v. p. 381 (1909).

The eggs of the Red-bellied Tanager are of a normal oval shape and fairly glossy. They are pale blue, sparingly spotted and

marked with lines of deep chocolate-brown or black and a few specks of lavender-grey. Two specimens in the Collection are marked with spots only; the other two with both spots and lines. They measure respectively: .9 by .68; .9 by .65; .85 by .65; .85 by .65.

- |   |                     |
|---|---------------------|
| 1. U.S., Colombia.  | Crowley Bequest.    |
| 2. Remedios, Antioquia, U.S.<br>Colombia ( <i>T. K. Salmon</i> ). | Salvin-Godman Coll. |
| 1. Remedios ( <i>T. K. S.</i> ).                                  | Salvin-Godman Coll. |

### Rhamphocœlus jacapa (*Linn.*).

Ramphocœlus jacapa, *Tacz. P. Z. S.* 1882, p. 14.

Rhamphocœlus jacapa, *Scl. Cat. Birds B. M.* xi. p. 174 (1886); *Sharpe, Hand-l.* v. p. 382 (1909); *Nehrk. Kat. Eiersamml.* p. 326 (1910).

Two eggs of the Red-breasted Tanager are of exactly the same type as those already described. They measure respectively .85 by .65 and .9 by .72.

- |   |                  |
|---|------------------|
| 2. Venezuela ( <i>Nehrkorn Coll.</i> ). | Crowley Bequest. |
|---|------------------|

### Rhamphocœlus passerinii, *Bonap.*

Rhamphocœlus passerinii, *Salv. & Godm. Biol. Centr.-Amer., Aves*, i. p. 281 (1883); *Scl. Cat. Birds B. M.* xi. p. 176 (1886); *Nehrk. Kat. Eiersamml.* p. 96 (1899), p. 329 (1910); *Sharpe, Hand-l.* v. p. 382 (1909).

Ramphocœlus passerinii, *Richm. P. U. S. Nat. Mus.* xvi. p. 489 (1893); *Ridgw. Birds North & Middle Amer.* ii. p. 109 (1902).

Eggs of the Lesser Red-rumped Tanager are inseparable from those of *R. dimidiatus*. Almost all are entirely wanting in line-markings. They measure respectively: .96 by .7; .92 by .7; .89 by .65.

- |   |                           |
|---|---------------------------|
| 3. British Honduras ( <i>F. Blancaneaux</i> ).  | Salvin-Godman Coll.       |
| 1. Cachi, Costa Rica, 26th May.                 | Mr. C. F. Underwood [C.]. |
| 2. Veragua ( <i>Nehrkorn Coll.</i> ).           | Crowley Bequest.          |
| 3. Chiriqui, Veragua ( <i>Nehrkorn Coll.</i> ). | Crowley Bequest.          |
| 2. Chiriqui ( <i>Nehrkorn Coll.</i> ).          | Crowley Bequest.          |

### Rhamphocœlus costaricensis, *Cherrie*.

Ramphocœlus costaricensis, *Ridgw. Birds North & Middle Amer.* ii. p. 111 (1902).

Rhamphocœlus costaricensis, *Sharpe, Hand-l.* v. p. 382 (1909).

Three eggs of Cherrie's Tanager scarcely differ from those of *R. passerinii*, but the markings, which are mostly confined to the cap, are more confluent and irregular. They measure respectively: 1 by .63; .89 by .63; .88 by .61.

- |   |                           |
|---|---------------------------|
| 1. Pico Azul, S.W. Costa Rica,<br>June. | Mr. C. F. Underwood [C.]. |
| 2. Pico Azul, June.                     | Mr. C. F. Underwood [C.]. |

### Rhamphocœlus flammigerus, Jard. & Selby.

Rhamphocœlus flammigerus, *Scl. & Salv. P. Z. S.* 1879, p. 501, pl. xlii. fig. 3; *Scl. Cat. Birds B. M.* xi. p. 177 (1886); *Nehr. Kat. Eiersamm.* p. 96 (1899), p. 327 (1910); *Sharpe, Hand-l.* v. p. 383 (1909).

The eggs of the Larger Red-rumped Tanager resemble those of *R. dimidiatus*. One example is marked with spots only; the others in the Collection are marked with spots and with some short crooked lines. They measure respectively: 1 by .7; 1.05 by .72; 1 by .7; 1 by .69; 1.07 by .66.

- |   |                     |
|---|---------------------|
| 1. Antioquia, U.S. Colombia.                      | Crowley Bequest.    |
| 2. Medellin, Antioquia (T. K.<br><i>Salmon</i> ). | Salvin-Godman Coll. |
| 2. Medellin (T. K. S.).                           | Salvin-Godman Coll. |

### Rhamphocœlus icteronotus, Bonap.

Rhamphocœlus icteronotus, *Scl. & Salv. P. Z. S.* 1879, p. 501; *Salv. & Godm. Biol. Centr.-Amer., Aves*, i. p. 282 (1883); *Scl. Cat. Birds B. M.* xi. p. 177 (1886); *Nehr. Kat. Eiersamm.* p. 96 (1899), p. 327 (1910); *Sharpe, Hand-l.* v. p. 383 (1909).

The eggs of the Yellow-rumped Tanager resemble those of *R. passerinii*, but are rather more spotted. Four examples measure respectively: .97 by .71; .95 by .7; .95 by .69; .91 by .66.

- |   |                     |
|---|---------------------|
| 1. U.S. Colombia.                                 | Crowley Bequest.    |
| 1. Antioquia, U.S. Colombia.                      | Crowley Bequest.    |
| 2. Remedios, Antioquia (T. K.<br><i>Salmon</i> ). | Salvin-Godman Coll. |

### Genus PYRANGA, Vieill.

#### *Pyranga æstiva* (Linn.).

*Pyranga æstiva*, *Brewer, Bull. Nutt. Orn. C.* iv. p. 213 (1879); *Scl. Cat. Birds B. M.* xi. p. 182 (1886); *Sharpe, Hand-l.* v. p. 384 (1909); *Nehr. Kat. Eiersamm.* p. 327 (1910).

*Piranga rubra rubra*, *Ridgw. Birds North & Middle Amer.* ii. p. 79 (1902).

Three eggs of the Summer-Tanager are of a regular oval shape and somewhat glossy. They have the ground-colour greenish-blue, freckled or spotted with various shades of brown and lilac-grey, mostly concentrated in an irregular zone round the larger end. They measure respectively: .94 by .65; .85 by .68; .84 by .65.

Brewer records eggs with the ground-colour of "a light shade of emerald-green, marked with various shades of brown, more or less tinged with lilac, purple and slate."

3. Near Kansas City, Missouri, 18th June. W. Radcliffe Saunders, Esq. [P.]

### *Pyranga rubra* (Linn.).

(Plate XIII. fig. 12.)

- Pyranga rubra*, Baird, Brewer & Ridgw. *N Amer. Birds*, i. p. 435 (1874); *Salv. & Godm Biol. Centr.-Amer., Aves*, i. p. 287 (1883); *Scl. Cat. Birds B. M.* xi. p. 188 (1886); *Nehr. Kat. Eiersamml.* p. 96 (1899), p. 327 (1910); *Sharpe, Hand-l.* v. p. 386 (1909).  
*Piranga erythromelas*, Ridgw. *Birds North & Middle Amer.* ii. p. 88 (1902).

The eggs of the Scarlet Tanager are of a broad oval shape and exhibit a small amount of gloss. They are pale greenish-blue, thickly spotted and blotched with pale reddish-brown and lilac-grey. The markings are more numerous as well as larger at the broad end, and in one example form a large ill-defined cap. They measure from .85 to .96 in length, and from .68 to .72 in breadth.

2. North America (*Henshaw Coll.*).  
 1. Pennsylvania (*C. J. Pennock*).  
 1. New Jersey (*D. G. Elliot: Tristram Coll.*).  
 3. Eastford, Connecticut, 6th June (*Rev. J. Jones*).  
 4. Hyde Park, Illinois, 2nd June.
- Salvin-Godman Coll.  
 Princeton University, N.J. [E.]  
 Crowley Bequest.  
 Crowley Bequest.  
 W. Radcliffe Saunders, Esq. [P.]

### *Pyranga bidentata*, Swains.

- Pyranga bidentata*, *Salv. & Godm. Biol. Centr.-Amer., Aves*, i. p. 296 (1883); *Scl. Cat. Birds B. M.* xi. p. 190 (1886) [part.]; *Sharpe, Hand-l.* v. p. 386 (1909); *Nehr. Kat. Eiersamml.* p. 327 (1910).  
*Piranga bidentata bidentata*, Ridgw. *Birds North & Middle Amer.* ii. p. 95 (1902).

An egg of Swainson's Tanager is of a regular oval shape and slightly glossy. The ground-colour is pale greenish-blue sparingly marked, almost entirely at the larger end, with small spots of purplish-black and lilac-grey. It measures .97 by .72.

1. Escasu, Costa Rica, 19th May. Mr. C. F. Underwood [C.].

Genus **PHÆNICOTHTRAUPIS**, *Cab.***Phœnicothraupis rubicoides** (*Lafr.*).

*Phœnicothraupis rubicoides*, *Salv. & Godm. Biol. Centr.-Amer., Aves*, i. p. 300 (1883); *Scl. Cat. Birds B. M.* xi. p. 197 (1886); *Sharpe, Hand-l. v.* p. 389 (1909).

*Phœnicothraupis rubica rubicoides*, *Ridgw. Birds North & Middle Amer.* ii. p. 144 (1902).

The eggs of the Mexican Ant-Tanager appear to be of two types. Those taken by Salvin in Guatemala are of an ordinary oval shape and slightly glossy. They are white, thickly mottled, but chiefly at the broad end, with pale brownish-yellow and faint lavender. They measure respectively: .92 by .67; .9 by .7; .94 by .68.

Eggs taken by Blancaneaux in British Honduras are of a narrow oval shape and exhibit a considerable amount of gloss. They are plain white, and measure respectively: 1 by .69; 1 by .67.

3. Forest of Vera Paz, Guatemala, Salvin-Godman Coll.  
March (*O. Salvin*).
2. British Honduras (*F. Blancaneaux*). Salvin-Godman Coll.

**Phœnicothraupis gutturalis**, *Sclat. r.*

*Phœnicothraupis gutturalis*, *Scl. & Salv. P. Z. S.* 1879, p. 502, pl. xlii. fig. 4; *Scl. Cat. Birds B. M.* xi. p. 201 (1886); *Sharpe, Hand-l. v.* p. 390 (1909); *Nehrk. Kat. Eiersamml.* p. 327 (1910).

An egg of the Red-throated Black Tanager is of an elongated oval shape and slightly glossy. It is white, thickly speckled and mottled, especially at the broad end, with dull reddish-brown and pale lavender. It measures 1 by .7.

1. Medellin, Antioquia, U.S. Salvin-Godman Coll.  
Colombia (*T. K. Salmon*).

Genus **TACHYPHONUS**, *Vieill.***Tachyphonus rufus** (*Bodl.*).

*Tachyphonus rufus*, *Allen, Bull. Amer. Mus.* iii. p. 359 (1891); *Ihering, Rev. Mus. Paulista*, iv. p. 210 (1900); *Sharpe, Hand-l. v.* p. 332 (1909); *Nehrk. Kat. Eiersamml.* p. 327 (1910).

*Tachyphonus nigerimus*, *Euler, J. f. O.* 1897, p. 408.

*Tachyphonus melaleucus*, *Scl. & Salv. P. Z. S.* 1879, p. 503, pl. xlii. fig. 5; *Salv. & Godm. Biol. Centr.-Amer., Aves*, i. p. 309 (1883); *Scl. Cat. Birds B. M.* xi. p. 236 (1886).

*Tachyphonus melanoleucus*, *Nehrk. Kat. Eiersamml.* p. 97 (1899).

The eggs of the Black Tanager vary in shape from a narrow to a broad oval and exhibit a small amount of gloss. They are greyish-pink, marked with some isolated spots, blotches, and twisted lines of the deepest chocolate-brown or black. The

edges of the blotches are frequently reddish and blend with the surrounding ground-colour. The underlying markings are few and inconspicuous and consist of spots and veins of pale lavender. Five examples measure from .95 to 1.03 in length, and from .7 to .78 in breadth.

- |   |                                      |
|---|--------------------------------------|
| 2. U.S. Columbia ( <i>Nehr Korn Coll.</i> ).            | Crowley Bequest.                     |
| 3. Medellin, Antioquia, U.S.C. ( <i>T. K. Salmon</i> ). | Salvin-Godman Coll.                  |
| 2. Medellin ( <i>T. K. S.</i> ).                        | Salvin-Godman Coll.                  |
| 1. Venezuela.   | W. Radcliffe Saunders, Esq.<br>[P.]. |
| 1. Venezuela ( <i>Tristram Coll.</i> ).                 | Crowley Bequest.                     |
| 2. San Esteban.   | Crowley Bequest.                     |

### **Tachyphonus coronatus** (*Vieill.*).

(Plate XIII. fig. 14.)

*Tachyphonus coronatus*, *Scl. Cat. Birds B. M.* xi. p. 213 (1883); *Nehr. Kat. Eiersamml.* p. 97 (1899), p. 327 (1910); *Euler, Rev. Mus. Paulista*, iv. p. 21 (1900); *Ihering, Rev. Mus. Paulista*, iv. p. 210 (1900); *Sharpe, Hand-l.* v. p. 392 (1909).

Eggs of the Red-crested Black Tanager in the Collection are of a blunt oval form and slightly glossy. They are pale salmon-pink, spotted, blotched and smeared with reddish-brown and chocolate-brown. Four examples measure respectively: .93 by .71; .9 by .67; .89 by .68; .86 by .68.

- |  |                           |
|--|---------------------------|
| 2. Rio de Janeiro                            | Alexander Fry, Esq. [P.]. |
| 1. Rio de Janeiro ( <i>Nehr Korn Coll.</i> ) | Crowley Bequest.          |
| 1. Iguape, São Paulo, 4th Nov.               | Crowley Bequest.          |

### Genus **TRICHTHRAUPIS**, *Cab.*

#### **Trichothraupis melanops**, *Vieill.*

(Plate XIII. fig. 13.)

*Trichothraupis quadricolor*, *Vieill.*; *Scl. Cat. Birds B. M.* xi. p. 220 (1886).  
*Trichothraupis melanops*, *Euler, Rev. Mus. Paulista*, iv. p. 22 (1900);  
*Ihering, Rev. Mus. Paulista*, iv. p. 211 (1900); *Sharpe, Hand-l.* v. p. 395 (1909); *Nehr. Kat. Eiersamml.* p. 328 (1910).

Two eggs of the Yellow-crested Tanager are of a regular blunt oval form and somewhat glossy. The ground-colour of one is pinkish-white, marked at the broader end with spots and patches of brownish-red and lavender, overlying which are a few short scrolls and spots of deep purplish-black. The other example has the ground-colour pink, marked all over the shell with fine spots and larger patches of Indian-red and with some spots and fine lines of dark reddish-brown scattered over the entire surface. They measure respectively .9 by .71 and .88 by .72.

Iguape, São Paulo, 23rd Oct.

Crowley Bequest.

Genus **CHLOROSPINGUS**, *Cab.***Chlorospingus regionalis**, *Bangs.*

*Chlorospingus regionalis*, *Bangs, Proc. Biol. Soc. Washington*, xix. p. 112 (1906); *Sharpe, Hand-l.* v. p. 401 (1909).

*Chlorospingus albitemporalis*, *Sclater, Cat. Birds B. M.* xi. p. 239 (1886) [part.].

*Chlorospingus albitempora*, *Nehrk. (nec Lafr.) Kat. Eiersamml.* p. 328 (1910).

An egg of the Costa Rica *Chlorospingus* is of a rather blunt oval shape and slightly glossy. The ground is white, spotted and finely marked all over with Indian-red and pale lavender, the markings being much more numerous towards the broad end, where they form an irregular zone. It measures .82 by .64.

1. Eseasu, Costa Rica, 4th June. Mr. C. F. Underwood [C.].

**Chlorospingus flavipectus** (*Lafr.*).

*Chlorospingus flavipectus*, *Scl. & Salv. P. Z. S.* 1879, p. 503, pl. xlii. fig. 6; *Scl. Cat. Birds B. M.* xi. p. 242 (1886); *Sharpe, Hand-l.* v. p. 402 (1909).

Five eggs of the Yellow-breasted *Chlorospingus* are of a blunt oval form and devoid of gloss. They are creamy white, thickly speckled and mottled, especially at the broad end where a cap is formed, with chestnut-brown and lilac-grey. They measure respectively: .83 by .6; .81 by .61; .8 by .62; .8 by .61; .79 by .6.

- |                                     |                     |
|-------------------------------------|---------------------|
| 1. U.S. Colombia.                   | Crowley Bequest.    |
| 2. Santa Elena, Antioquia, U.S.     | Salvin-Godman Coll. |
| Colombia ( <i>T. K. Salmon</i> ).   |                     |
| 2. Santa Elena ( <i>T. K. S.</i> ). | Salvin-Godman Coll. |

Genus **HEMISPINGUS**, *Cab.***Hemispingus rubrirostris** (*Lafr.*).

*Chlorospingus rubrirostris*, *Scl. & Salv. P. Z. S.* 1879, p. 504; *Scl. Cat. Birds B. M.* xi. p. 246 (1886); *Nehrk. Kat. Eiersamml.* p. 97 (1899).

*Hemispingus rubrirostris*, *Sharpe, Hand-l.* v. p. 403 (1909).

An egg of the Red-billed Tanager is of a regular oval shape and exhibits a small amount of gloss. It is creamy-white, thickly mottled over the broader half of the egg, sparingly elsewhere, with very pale reddish-brown and lavender. The markings form a dense cap at the broad end. It measures .9 by .67.

1. Santa Elena, Antioquia, U.S. Salvin-Godman Coll.  
Colombia (*T. K. Salmon*).

Genus **PSITTOSPIZA**, *Bonap.***Psittospiza riefferi** (*Boiss.*).

*Psittospiza riefferi*, *Scl. & Salv. P. Z. S.* 1879, p. 505, pl. xlii. fig. 8;  
*Scl. Cat. Birds B. M.* xi. p. 281 (1886); *Sharpe, Hand-l.* v. p. 403  
(1909).

An egg of Rieffer's Tanager is nearly elliptical in shape, the two ends being much alike, and moderately glossy. It is greyish-white, thickly mottled and freckled, especially at the broader end, with pale brown and lavender-grey. It measures 1·18 by ·8.

1. Santa Elena, Antioquia, U.S.      Salvin-Godman Coll.  
Colombia (*T. K. Salmon*).

Genus **ORCHESTICUS**, *Cab.***Orchesticus abeillei** (*Less.*).

(Plate XIII. fig. 6.)

*Orchesticus abeillei*, *Scl. Cat. Birds B. M.* xi. p. 297 (1886); *Sharpe, Hand-l.* v. p. 407 (1909).

Two eggs of the Brown Tanager are of a very regular oval shape and without gloss. They are white with a slight tinge of pink, marked with large blotches of pale chestnut, smaller blotches of deep reddish-brown and a few specks of lavender. The markings are chiefly confined to the broad end of the egg. They measure respectively: ·83 by ·65; ·81 by ·63.

2. Rio de Janeiro.      Alexander Fry, Esq. [P.]

Family **PLOCEIDÆ**.Genus **DIATROPURA**, *Oberh.***Diatropura progne** (*Bodd.*).

(Plate XIV. fig. 1.)

*Chera progne*, *Gurney, Ibis*, 1868, p. 465; *Layard, Ibis*, 1869, p. 74;  
*Sharpe, ed. Layard, Birds S. Africa*, p. 458 (1875-84); *Sharpe, Cat. Birds B. M.* xiii. p. 213 (1890).

*Chera progne*, *Kuschel, J. f. O.* 1895, p. 338.

*Coliopasser progne*, *Stark, Fauna S. Afr., Birds*, i. p. 139 (1900).

*Coliuspasser progne*, *Shelley, Birds Afr.* iv. p. 32 (1905).

*Diatropura progne*, *Reich. Vög. Afr.* iii. p. 144 (1904); *Sharpe, Hand-l.* v. p. 410 (1909).

*Diatropura progne*, *Nehrck. Kat. Eiersamml.* p. 329 (1910).

Eggs of the Great-tailed Widow-bird are of a regular oval shape



and somewhat glossy. The ground-colour is pale greenish-white, spotted and blotched all over with olive-brown, or brown and grey, sometimes forming a zone or cap at the larger end. In some specimens the markings are smaller and less numerous and much of the ground-colour is visible. Others are very heavily marked. They vary in length from ·81 to ·88, and in breadth from ·62 to ·65.

- |  |                               |
|--|-------------------------------|
| 3. Transvaal ( <i>T. Ayres: Tristram Coll.</i> ) | Crowley Bequest.              |
| 2. Johannesburg, 12th Dec.                       | C. C. Roberts, Esq. [P.].     |
| 3. Doornkop, Orange River Colony, 25th Nov.      | Major R. Sparrow [E.].        |
| 3. Mooi River, Natal, Dec.                       | Major R. Sparrow [E.].        |
| 1. Estcourt, Natal, 6th Jan.                     | G. A. K. Marshall, Esq. [P.]. |
| 1. Freie, Griqualand East, 25th Dec.             | G. A. K. Marshall, Esq. [P.]. |

Genus **COLIOSTRUTHUS**. *Sunder.*

**Coliostruthus ardens** (*Bodd.*).

(Plate XIV. fig. 2.)

- Vidua rubritorques*, *Gurney, Ibis*, 1860, p. 211.  
*Vidua ardens*, *Sharpe, ed. Layard, Birds S. Africa*, p. 455 (1875-84);  
 ? *R. B. & I. D. S. Woodward, Ibis*, 1897, p. 410.  
*Penthetria ardens*, *Sharpe, Cat. Birds B. M.* xiii. p. 215 (1880).  
*Coliopasser ardens*, *Stark, Fauna S. Afr., Birds*, i. p. 142 (1900); *Sparrow, J. S. Afr. Orn. U.* i. p. 10 (1905); *Ellekon, t. c.* p. 18, pl. iii.;  
*Bucknill & Grönvold, t. c.* ii. p. 1, pl. i. fig. 1 (1906).  
*Coliopasser ardens*, *Reich, Vög. Afr.* iii. p. 135 (1904); *Shelley, Birds Afr.* iv. p. 40 (1905).  
*Coliostruthus ardens*, *Sharpe, Hand-l.* v. p. 410 (1909); *Nehrk. Kat. Eiersamml.* p. 329 (1910).

Eggs of the Red-collared Widow-bird are of a regular oval shape and distinctly glossy. They are bluish-green, finely spotted and mottled, especially towards the larger end, with pale umber-brown and lavender-grey. In some specimens the markings are somewhat larger and form small blotches. They vary from ·72 to ·76 in length, and from ·54 to ·55 in breadth.

The little white-speckled eggs attributed to this species by Messrs. Woodward have no doubt been incorrectly identified (*t. c.*).

- |   |                        |
|---|------------------------|
| 3. Willow Grange, Natal, 30th Dec.                        | Major R. Sparrow [E.]. |
| 2. Highlands, Natal, 23rd Dec.                            | Major R. Sparrow [E.]. |
| 2. Kareiga, Cape Colony, Nov. ( <i>B. E. J.</i> ).        | B. E. Jupp, Esq. [C.]. |
| 2. Blaauw Krantz, Cape Colony, Nov. ( <i>L. Palmer</i> ). | B. E. Jupp, Esq. [C.]. |
| 3. Blaauw Krantz, Dec. ( <i>L. P.</i> ).                  | B. E. Jupp, Esq. [C.]. |
| 2. Blaauw Krantz, Dec. ( <i>L. P.</i> ).                  | B. E. Jupp, Esq. [C.]. |
| 2. Blaauw Krantz, Jan. ( <i>L. P.</i> ).                  | B. E. Jupp, Esq. [C.]. |

Genus **UROBRACHYA**, Bonap.**Urobrachya axillaris** (Smith).

(Plate XIV. fig. 4.)

*Vidua axillaris*, Gurney, *Ibis*, 1860, p. 211.*Penthetria axillaris*, Sharpe, ed. Layard, *Birds S. Africa*, p. 461 (1875-84).*Urobrachya axillaris*, Butler, Feilden & Reid, *Zool.* 1882, p. 298; Sharpe, *Cat. Birds B. M.* xiii. p. 224 (1890); Stark, *Fauna S. Afr., Birds*, i. p. 134 (1900); Reich, *Vög. Afr.* iii. p. 129 (1904); Shelley, *Birds Afr.* iv. p. 60 (1905); Sharpe, *Hand-l.* v. p. 412 (1909); *Nehrck. Kat. Eiersamml.* p. 329 (1910).

The eggs of the Red-shouldered Widow-bird are of a regular oval shape and fairly glossy. They are bluish-green, blotched and smeared with various shades of brown and pale lavender-grey. The markings are more or less confluent at the large end and form an irregular cap. They measure from .71 to .85 in length, and from .53 to .6 in breadth.

- |                                 |                         |
|---------------------------------|-------------------------|
| 3. Natal ( <i>T. Ayres</i> ).   | Salvin-Godman Coll.     |
| 3. Natal.                       | T. Ayres, Esq. [C.].    |
| 4. Natal, Dec.                  | Capt. Savile Reid [P.]. |
| 2. Mooi River, Natal, 13th Dec. | Major R. Sparrow [E.].  |
| 3. Mooi River, 15th Dec.        | Major R. Sparrow [E.].  |
| 3. Mooi River, 30th March.      | Major R. Sparrow [E.].  |

**Urobrachya phœnicea** (Heugl.).

*Urobrachya phœnicea*, Sharpe, *Cat. Birds B. M.* xiii. p. 225 (1890); Kuschel, *J. f. O.* 1895, p. 338; Reich, *Vög. Afr.* iii. p. 130 (1904); Sharpe, *Hand-l.* v. p. 413 (1909); *Nehrck. Kat. Eiersamml.* p. 329 (1910).

*Urobrachya axillaris*, Kuschel (*nec Smith*), *J. f. O.* 1895, p. 337.

Two eggs of Heuglin's Fan-tailed Widow-bird resemble those of *U. axillaris*, but are smaller. They measure respectively: .7 by .52; .74 by .57.

- |                                    |                  |
|------------------------------------|------------------|
| 1. East Africa ( <i>Fischer</i> ). | Crowley Bequest. |
| 1. [East Africa.]                  | Crowley Bequest. |

Genus **PYROMELANA**, Bonap.**Pyromelana flammiceps** (Swains.).

*Euplectes flammiceps*, Fischer & Reich, *J. f. O.* 1878, p. 263.

*Pyromelana flammiceps*, Kuschel, *J. f. O.* 1895, p. 337; Sharpe, *Cat. Birds B. M.* xiii. p. 228 (1890); Reich, *Vög. Afr.* iii. p. 118 (1904); Shelley, *Birds Afr.* iv. p. 104 (1905); Sharpe, *Hand-l.* v. p. 414 (1909); *Nehrck. Kat. Eiersamml.* p. 329 (1910).

Eggs of the Fire-crowned Bishop-bird are of a regular oval form,

sometimes slightly pointed at the ends, and distinctly glossy. They are pale blue or greenish-blue and generally uniform, but occasionally there are a few minute dots of black scattered over the shell. They vary from .69 to .75 in length, and from .52 to .55 in breadth.

- |  |                            |
|--|----------------------------|
| 1. Abutja, Niger River, Sept.                  | R. Kemp, Esq. [C.].        |
| 1. Gaboon ( <i>Tristram Coll.</i> ).           | Crowley Bequest.           |
| 2. Bitye, near Ja River, Cameroon,<br>13th Nov | G. L. Bates, Esq. [C.].    |
| 2. Witu, B. E. Africa.                         | Crowley Bequest.           |
| 4. Witu, May.                                  | F. J. Jackson, Esq. [C.].  |
| 11. Ruo River, B. C. Africa.                   | A. B. Percival, Esq. [C.]. |

### *Pyromelana nigriventer* (Cassin).

*Pyromelana nigriventris*, *Fischer, J. f. O.* 1877, p. 171; *Sharpe, Cat. Birds B. M.* xiii. p. 230 (1890); *Kuschel, J. f. O.* 1895, p. 337; *Reich. Vög. Afr.* iii. p. 125 (1904); *Shelley, Birds Afr.* iv. p. 89 (1905).  
*Pyromelana nigriventer*, *Sharpe, Hand-l.* v. p. 414 (1909); *Nehrck. Kat. Eiersamml.* p. 330 (1910).

Four eggs of the Black-bellied Bishop-bird are of an oval or somewhat pointed oval shape and distinctly glossy. The ground-colour is pale greenish-blue. Two examples are sparingly marked with scattered dots of lavender-grey and darker grey; the other two are plain. They measure respectively: .66 by .48; .65 by .48; .64 by .5; .64 by .49.

- |                       |                  |
|-----------------------|------------------|
| 2. Witu, B. E. Africa | Crowley Bequest. |
| 2. Witu.              | Crowley Bequest. |

### *Pyromelana orix* (Linn.).

*Fringilla oryx*, *Thien. Fortpflanz. ges. Vög.* p. 432, tab. xxxvi. fig. 9 (1845-54).

*Euplectes sundevalli*, *Gurney, Ibis*, 1868, p. 465.

*Euplectes oryx*, *Buckley, Ibis*, 1874, p. 381.

*Pyromelana oryx*, *Sharpe, ed. Layard, Birds S. Africa*, p. 462 (1875-84); *id., Cat. Birds B. M.* xiii. p. 230 (1890); *Kuschel, J. f. O.* 1895, p. 337; *Nehrck. Kat. Eiersamml.* p. 124 (1899); *Stark. Fauna S. Afr., Birds*, i. p. 126 (1900); *Duncan, J. S. Afr. Orn. U.* i. p. 57 (1906).

*Pyromelana orix*, *Reich. Vög. Afr.* iii. p. 120 (1904); *Shelley, Birds Afr.* iv. p. 95 (1905); *Sharpe, Hand-l.* v. p. 414 (1909); *Nehrck. Kat. Eiersamml.* p. 330 (1910).

The eggs of the Red Bishop-bird are chiefly of a blunt oval form. They are greenish-blue and have a considerable amount of gloss. Some specimens exhibit a few very faint brown lines or specks. They vary greatly in size, the largest in the series measuring .83 by .59, and the smallest .63 by .5.

- |  |                  |
|--|------------------|
| 4. South Africa ( <i>E. L. Layard: Tristram Coll.</i> ). | Crowley Bequest. |
| 3. South Africa.   | Gould Coll.      |

- |   |   |
|---|---|
| 5. South Africa.  | W. Radcliffe Saunders, Esq.<br>[P.].        |
| 6. South Africa.  | E. L. Layard, Esq. [P.].                    |
| 4. South Africa.  | J. D. S. Parry-Evans, Esq. [P.].            |
| 2. Pondoland.   | Crowley Bequest.                            |
| 8. Winterberg District, Cape Colony,<br>Jan. ( <i>Moorcraft</i> ).                    | B. E. Jupp, Esq. [C.].                      |
| 3. Deelfontein, Cape Colony, 19th Nov.<br>( <i>E. Seimund &amp; C. H. B. Grant</i> ). | Colonel A. T. Sloggett [P.].                |
| 2. Deelfontein, 19th Nov ( <i>E. S. &amp;<br/>C. H. B. G.</i> ).                      | Colonel A. T. Sloggett [P.].                |
| 1. Deelfontein, 19th Nov. ( <i>E. S. &amp;<br/>C. H. B. G.</i> ).                     | Colonel A. T. Sloggett [P.].                |
| 2. Kuruman, British Bechuanaland,<br>19th Dec.  | R. B. Woosnam & R. E. Dent,<br>Esqrs. [C.]. |
| 2. Kuruman, 19th Dec.   | R. B. Woosnam & R. E. Dent,<br>Esqrs. [C.]. |
| 2. Ondlong, Ovampoland, Feb. ( <i>C. J.<br/>Andersson: Tristram Coll.</i> ).          | Crowley Bequest.                            |
| 6. Transvaal ( <i>T. Ayres: Tristram<br/>Coll.</i> ).                                 | Crowley Bequest.                            |
| 6. Johannesburg, Transvaal, Dec.  | C. C. Roberts, Esq. [P.].                   |
| 2. Johannesburg, Dec.   | C. C. Roberts, Esq. [P.].                   |
| 2. Koodoo's Poort, Transvaal, 13th<br>Jan. ( <i>C. B. Horsbrugh</i> ).                | Hon. J. A. Bucknill [P.].                   |
| 1. Ruo River, B. C. Africa.   | A. B. Percival, Esq. [C.].                  |

### *Pyromelana franciscana* (*Isert*).

(Plato XIV. fig. 3.)

- Euplectes franciscanus*, *Heugl. Orn. N.O.-Afr.* i. pt. 2, p. 571 (1870).  
*Pyromelana franciscana*, *Sharpe, Cat. Birds B. M.* xiii. p. 233 (1890);  
*Rendall, Ibis*, 1892, p. 220; *Kuschel, J.f. O.* 1895, p. 337; *Nehr. K.*  
*Kat. Eiersamml.* p. 124 (1899), p. 330 (1910); *Reich. Vög. Afr.* iii.  
 p. 122 (1904); *Shelley, Birds Afr.* iv. p. 90 (1905); *Sharpe, Hand-l.*  
 v. p. 415 (1909).

Eggs of the Red-throated Bishop-bird are of a regular oval shape, very glossy, and of a pale blue colour. They measure from .7 to .75 in length, and from .5 to .53 in breadth.

- |  |                        |
|--|------------------------|
| 1. Senegambia ( <i>Tristram Coll.</i> ). | Crowley Bequest.       |
| 3. River Gambia, W. Africa, 7th<br>Aug.  | Dr. P. Rendall [P.].   |
| 3. Omdurman, White Nile.                 | Capt. H. N. Dunn [P.]. |

### *Pyromelana diademata* (*Fischer & Reichenow*).

- Pyromelana diademata*, *Sharpe, Cat. Birds B. M.* xiii. p. 236 (1890);  
*id., Hand-l.* v. p. 416 (1909); *Nehr. Kat. Eiersamml.* p. 330 (1910).

An egg said to that of the Fire-fronted Bishop-bird is of rather a wide oval shape and distinctly glossy. The ground-colour is pale greenish-white, rather profusely marked over the greater part of the shell with distinct dots of reddish-chestnut and lilac-grey.

It measures .55 by .44. This specimen agrees exactly with the description and measurements given by Nehr Korn.

1. Zanzibar.

Crowley Bequest.

**Pyromelana capensis (Linn.).**

(Plate XIV. fig. 6.)

*Pyromelana capensis*, Sharpe, ed. Layard, *Birds S. Africa*, p. 463 (1875-84); *id.*, *Cat. Birds B. M.* xiii. p. 236 (1890); *Nehr. Kat. Eiersamm.* p. 124 (1890), p. 330 (1910); *Stark, Fauna S. Afr., Birds*, i. p. 130 (1900); *Shelley, Birds Afr.* iv. p. 73 (1905); *Sharpe, Hand-l.* v. p. 416 (1909).

*Orynx capensis*, Kuschel, *J. f. O.* 1895, p. 337.

*Euplectes capensis*, Reich, *Vög. Afr.* iii. p. 126 (1904).

Eggs of the Black-and-Yellow Bishop-bird are almost elliptical in shape, the two ends being but very slightly dissimilar; they are somewhat glossy. They are of a pale-green colour, thickly blotched and streaked with ash-brown and pale purplish-grey. The markings are more or less confluent over the whole shell. They measure from .75 to .88 in length, and from .58 to .63 in breadth.

6. South Africa.

2. South Africa.

3. South Africa (*E. L. L.*).

E. L. Layard, Esq. [P.].

J. D. S. Parry-Evans, Esq. [P.].

Crowley Bequest.

**Pyromelana approximans (Cabanis).**

*Pyromelana minor* (Reichenb.), Sharpe, *Cat. Birds B. M.* xiii. p. 238 (1890).

*Euplectes capensis approximans*, Reich, *Vög. Afr.* iii. p. 127 (1904).

*Pyromelana capensis minor*, Sparrow, *J. S. Afr. Orn. U.* i. p. 10 (1905).

*Pyromelana approximans*, Sharpe, *Hand-l.* v. p. 416 (1909).

One egg of the Lesser Black-and-Yellow Bishop-bird is similar in shape, colour, and markings to some of those of *P. capensis*. It measures .8 by .56.

1. Highlands, Natal, 27th Dec.

Major R. Sparrow [E.].

**Pyromelana taha (Smith).**

(Plate XIV. fig. 5.)

*Euplectes taha*, Gurney, in *Andersson's Birds Damaraland* p. 171 (1872).

*Pyromelana taha*, Sharpe, ed. Layard, *Birds S. Africa*, p. 465 (1875-84);

*id.*, *Cat. Birds B. M.* xiii. p. 242 (1890); Kuschel, *J. f. O.* 1895,

p. 337; Stark, *Fauna S. Afr., Birds*, i. p. 128 (1900); Reich,

*Vög. Afr.* iii. p. 114 (1904); Shelley, *Birds Afr.* iv. p. 84 (1905);

Sharpe, *Hand-l.* v. p. 417 (1909); Nehr. *Kat. Eiersamm.* p. 330

(1910).

Eggs of the Taha Bishop-bird are of a regular or slightly pointed oval shape and slightly glossy. They are greyish-white, with minute dots and a few small spots of purplish-black thinly

distributed over the whole shell. They measure from .7 to .71 in length, and from .48 to .57 in breadth.

1. Ondonga, Ovampoland, Feb. (C. J. Andersson: *Tristram Coll.*) Crowley Bequest.
2. Lindley, Orange River Colony, 28th Dec. Major R. Sparrow [E.].
3. Doornkop, O. R. C., 27th Nov. Major R. Sparrow [E.].
3. Koodoo's Poort, Transvaal, 13th Jan. (C. B. Horsbrugh). Hon. J. A. Bucknill [P.].

### *Pyromelana afra* (Gmel.).

*Pyromelana afra*. Sharpe, *Cat. Birds B. M.* xiii. p. 241 (1890); *Kuschel, J. f. O.* 1895, p. 337; *Reich. Vög. Afr.* iii. p. 116 (1904); *Sharpe, Hand-l.* v. p. 417 (1909); *Nelrk. Kat. Eiersamml.* p. 330 (1910).

Three eggs of the Yellow-crowned Bishop-bird are of a slightly pointed oval form and distinctly glossy. They are uniform pale blue, and much resemble those of *P. flammiceps* and other allied forms which lay uniform or nearly uniform blue eggs. They measure respectively: .67 by .49; .65 by .49; .62 by .48.

1. [West Africa.] Crowley Bequest.
2. Gaboon River (*Tristram Coll.*). Crowley Bequest.

### Genus **PLOCEIPASSER**, *Smith*.

#### *Ploceipasser mahali*, *Smith*.

(Plate XIV. fig. 7.)

*Ploceipasser mahali*, Gurney, in *Andersson's Birds Damara*. p. 166 (1872); *Buckley, Ibis*, 1874, p. 380; *Shelley, Ibis*, 1882, p. 351; *Sharpe, ed. Layard, Birds S. Africa*, p. 447 (1875-84); *Kuschel, J. f. O.* 1895, p. 335; *Reich. Vög. Afr.* iii. p. 11 (1904); *Shelley, Birds Afr.* iv. p. 325 (1905).

*Ploceipasser mahali*, *Stark, Fauna S. Afr., Birds*, i. p. 83 (1900); *Sharpe, Hand-l.* v. p. 417 (1909).

An egg of the White-browed Weaver-bird is of a rather long and slightly pointed oval shape, and almost devoid of gloss. It is white suffused with pink, and faintly mottled with pinkish-grey. It measures .92 by .65—a measurement which appears to be unusually small. Stark gives 1.0 by 0.72.

1. Kruger's Drift, Modder River, Hon. J. A. Bucknill [P.].  
O. R. C., 2nd Oct. (C. B. Horsbrugh).

### Genus **PHILÆTERUS**, *Smith*.

#### *Philæterus socius* (Lath.).

*Philæterus socius*, *Anderss. Birds Damara*. p. 167 (1872); *Kuschel, J. f. O.* 1895, p. 335; *Stark, Fauna S. Afr., Birds*, i. p. 115 (1900).

*Philæterus socius*, *Sharpe, ed. Layard, Birds S. Africa*, p. 449 (1875-84).

*Philæterus socius*, *Sharpe, Cat. Birds B. M.* xiii. p. 249 (1890); *id., Hand-l.* v. p. 419 (1909).

*Philetairus socius*, Reich. *Vög. Afr.* iii. p. 242 (1904); *Shelley, Birds Afr.* iv. p. 130 (1905).

Two eggs of the Sociable Weaver-bird are of a broad oval shape and devoid of gloss. They are of a very pale yellowish-white colour, densely speckled and mottled all over with purplish-grey. They measure respectively:  $\cdot 78$  by  $\cdot 62$ ;  $8$  by  $\cdot 62$ .

Another egg, also referred to this species, is pale bluish-green sparingly spotted with distinct spots and dots of dark brown and purplish-grey. It measures about  $\cdot 77$  by  $\cdot 59$ . The description given in Sharpe's edition of Layard seems to refer to an egg of this type.

- |   |                  |
|---|------------------|
| 2. Ondonga, Ovampoland (C. J. Andersson: <i>Tristram Coll.</i> ). | Crowley Bequest. |
| 1. Kalahari Desert (J. J. Weir).                                  | Crowley Bequest. |

Genus **PSEUDONIGRITA**, Reichenow.

**Pseudonigrita arnaudi** (Bonap.).

(Plate XIV. fig. 8.)

*Nigrita arnaudi*, Heugl. *Orn. N.O.-Afr.* i. p. 541 (1871); *Fischer, Zeit. ges. Orn.* i. p. 329 (1884); *Hartl. J. f. O.* 1887, p. 310; *Kuschel, J. f. O.* 1895, p. 336.

*Philetærus arnaudi*, Sharpe, *Cat. Birds B. M.* xiii. p. 250 (1890).

*Pseudonigrita arnaudi*, Reich. *Vög. Afr.* iii. p. 171 (1904); *Sharpe, Hand-l.* v. p. 421 (1909).

*Philetairus arnaudi*, *Shelley, Birds Afr.* iv. p. 132 (1905).

An egg of Arnaud's Social Weaver is of a regular oval shape and devoid of gloss. It is white with small spots and dots of yellowish-umber scattered all over the shell, but most numerous towards the larger end. It measures  $\cdot 77$  by  $\cdot 51$ .

- |                                       |                          |
|---------------------------------------|--------------------------|
| 1. Machakos, B. E. Africa, 4th April. | F. J. Jackson, Esq. [C]. |
|---------------------------------------|--------------------------|

Genus **PYRENESTES**, Swains.

**Pyrenestes ostrinus** (Vieill.).

*Pyrenestes ostrinus*, Sharpe, *Cat. Birds B. M.* xiii. p. 252 (1890); *Kuschel, J. f. O.* 1895, p. 336; Reich. *Vög. Afr.* iii. p. 106 (1904); *Shelley, Birds Afr.* iv. p. 284 (1905); *Sharpe, Hand-l.* v. p. 422 (1909); *Nchrk. Kat. Eiersamml.* p. 330 (1910).

Four eggs of Vieillot's Knotch-billed Weaver are of a rather short oval shape, pure white and without gloss. They measure respectively:  $\cdot 68$  by  $\cdot 55$ ;  $\cdot 68$  by  $\cdot 55$ ;  $\cdot 68$  by  $\cdot 52$ ; and  $\cdot 67$  by  $\cdot 53$ .

Eggs of this species have been described by Nchrkorn and others as yellowish-white or salmon-colour, with underlying yellowish-brown marks and clear reddish-brown spots.

There is no reason to doubt the correctness of Mr. Kemp's identification, and probably those described by Nchrkorn have been wrongly referred to this species.

- |                            |                    |
|----------------------------|--------------------|
| 4. Abutja, R. Niger, Sept. | R. Kemp, Esq. [C]. |
|----------------------------|--------------------|

Genus **QUELEA**, *Reichenb.***Quelea erythroptus** (*Hartl.*).

*Quelea erythroptus*, *Sharpe, Cat. Birds B. M.* xiii. p. 255 (1890); *Kuschel, J. f. O.* 1895, p. 336; *Reich. Vög. Afr.* iii. p. 111 (1904); *Shelley, Birds Afr.* iv. p. 117 (1905); *Sharpe, Hand-l.* v. p. 422 (1909); *Nehrck. Kat. Eiersamml.* p. 331 (1910).

An egg of the Dark-throated Dioch is of a rather short oval shape and almost devoid of gloss. It is dull olive-green with fine scattered spots of a darker shade, most numerous towards the larger end. It measures  $\cdot 7$  by  $\cdot 55$ .

1. West Africa (*Nehrkorn Coll.*). Crowley Bequest.

**Quelea cardinalis** (*Hartl.*).

(Plate XIV. fig. 11.)

*Hyphantica cardinalis*, *Hartl. Abhandl. Nat. Ver. Bremen*, vii. p. 102 (1881); *Fischer, Zeit. ges. Orn.* i. p. 328 (1884).

*Quelea cardinalis*, *Sharpe, Cat. Birds B. M.* xiii. p. 256 (1890); *Reich. Vög. Afr.* iii. p. 112 (1904); *Shelley, Birds Afr.* iv. p. 119 (1905); *Sharpe, Hand-l.* v. p. 423 (1909); *Nehrck. Kat. Eiersamml.* p. 331, pl. iii. fig. 34 (1910).

Eggs of the Cardinal Dioch vary in shape from a rather short oval to a pointed oval, and exhibit a certain amount of gloss. The ground-colour is greenish-white or white more or less thickly spotted all over the shell with reddish-brown or purplish-brown and underlying spots and small blotches of grey. They vary in size from  $\cdot 67$  to  $\cdot 72$  in length, and from  $\cdot 47$  to  $\cdot 5$  in breadth.

- |                                     |                          |
|-------------------------------------|--------------------------|
| 4. Njemps, B. E. Africa, 16th July. | F. J. Jackson, Esq. [C.] |
| 1. Njemps, 16th July.               | F. J. Jackson, Esq. [C.] |
| 2. Njemps, 19th Sept.               | F. J. Jackson, Esq. [C.] |
| 2. Njemps, 19th Sept.               | F. J. Jackson, Esq. [C.] |
| 1. Nandi, B. E. Africa, 7th May.    | F. J. Jackson, Esq. [C.] |

**Quelea quelea** (*Linn.*).

*Quelea quelea*, *Sharpe, Cat. Birds B. M.* xiii. p. 257 (1890); *Shelley, Birds Afr.* iv. p. 111 (1905); *Sharpe, Hand-l.* v. p. 423 (1909).

*Quelea sanguinirostris*, *Reich. Vög. Afr.* iii. p. 108 (1904).

Two eggs of the Black-fronted Dioch laid in captivity are of a short wide oval shape, devoid of gloss and pure white. They measure respectively:  $\cdot 75$  by  $\cdot 6$ , and  $\cdot 68$  by  $\cdot 55$ .

Dr. Reichenow describes an egg, also laid in captivity, as being pale blue with small reddish-brown and grey spots. It measured  $\cdot 81$  by  $\cdot 55$ .

2. Laid in captivity (*J. J. Weir*). Crowley Bequest.



Genus **LEPIDOPYGIA**, *Reichenb.*

All the species of this genus appear to lay pure white eggs, devoid of gloss.

**Lepidopygia poensis** (*Fraser*).

*Spermestes poensis*, *Sharpe, Cat. Birds B. M.* xiii. p. 262 (1890); *Reich. Vög. Afr.* iii. p. 152 (1904); *Shelley, Birds Afr.* iv. p. 164 (1905).  
*Lepidopygia poensis*, *Sharpe, Hand-l.* v. p. 425 (1909).

Four eggs are of a moderately long oval form; they average .55 by .4.

4. Santa Isabel, Fernando Po, 11th Jan. (*C. E. Seimund*).      Subscribers to Fernando Po Exped. [P.].

**Lepidopygia nana** (*Pucher.*).

*Spermestes nana*, *Cowan, Proc. R. Phys. Soc. Edin.* vii. p. 149 (1882); *Milne-Edwards & Grandidier, Hist. Nat. Madag., Ois.* ii. p. 455, pl. 304. fig. 10 (1885); *Sharpe, Cat. Birds B. M.* xiii. p. 266 (1890); *Nehrck. Cat. Eiersamml.* p. 125 (1899); *Shelley, Birds Afr.* iv. p. 174 (1905).

*Lepidopygia nana*, *Sharpe, Hand-l.* v. p. 426 (1909); *Nehrck. Kat. Eiersamml.* p. 331 (1910).

The eggs of the Madagascar Mannakin are of a regular oval form. They measure from .55 to .59 in length, and from .41 to .44 in breadth.

Messrs. Milne-Edwards and Grandidier (*l. c.*) describe and figure the eggs of this bird as green spotted with brown.

4. Madagascar.      W. Radcliffe Saunders, Esq. [P.].  
4. Madagascar (*Tristram Coll.*).      Crowley Bequest.  
4. Betsileo, Madagascar.      Rev. W. Deans Cowan [P.].  
5. Tamala, Madagascar (*W. D. C.*; *Tristram Coll.*).      Crowley Bequest.

Genus **SPERMESTES**, *Swains.***Spermestes cucullatus**, *Swains.*

*Spermestes cucullata*, *Sharpe, Cat. Birds B. M.* xiii. p. 264 (1890); *Rendall, Ibis*, 1892, p. 221; *Kuschel, J. f. O.* 1895, p. 340; *Reich. Vög. Afr.* iii. p. 149 (1904); *Shelley, Birds Afr.* iv. p. 167 (1905); *Nehrck. Kat. Eiersamml.* p. 331 (1910).

*Spermestes cucullatus*, *Sharpe, Hand-l.* v. p. 426 (1909).

An egg said to be that of Swainson's Bronze Mannakin is of a perfect oval shape, and pure white devoid of gloss. It measures .5 by .41.

1. [West Africa.]      Crowley Bequest.

**Spermestes scutatus** (*Hengl.*).

- Spermestes scutata*, *Newton, P. Z. S.* 1877, p. 299; *Fisch. & Reich. J. f. O.* 1878, p. 266; *Sharpe, Cat. Birds B. M.* xiii. p. 265 (1890); *Stark, Fauna S. Afr., Birds*, i. p. 112 (1900); *Reich. Vög. Afr.* iii. p. 150 (1904); *Shelley, Birds Afr.* iv. p. 170 (1905).  
*Spermestes scutatus*, *Sharpe, Hand-l.* v. p. 426 (1909).

The eggs of Henglin's Bronze Mannakin vary somewhat in shape from a perfect oval to a rather long oval; they are pure white and devoid of gloss. The average measurement is .52 by .45.

- |                         |                        |
|-------------------------|------------------------|
| 12. Dumban, Natal, Nov. | Major R. Sparrow [E.]. |
| 1. Pondoland.           | Crowley Bequest.       |

Genus **AMAURESTHES**, *Reichenb.*

**Amauresthes fringilloides** (*Lafr.*).

- Amauresthes fringilloides*, *Fisch. & Reich. J. f. O.* 1878, p. 265; *Sharpe, Cat. Birds B. M.* xiii. p. 267 (1890); *Kuschel, J. f. O.* 1895, p. 340; *Reich. Vög. Afr.* iii. p. 155 (1904); *Sharpe, Hand-l.* v. p. 427 (1909); *Nehrk. Kat. Eiersamml.* p. 331 (1910).  
*Spermestes fringilloides*, *Stark, Fauna S. Afr., Birds*, i. p. 111 (1900); *Shelley, Birds Afr.* iv. p. 160 (1905).

An egg said to be that of the Magpie Mannakin is of a wide oval form, pure white and devoid of gloss. It measures .7 by .57. These measurements are larger than those given in some of the works quoted above. Shelley gives .6 by .44; Reichenow .58 by .4; and Nehr Korn .61 by .4.

- |                 |                  |
|-----------------|------------------|
| 1. [W. Africa.] | Crowley Bequest. |
|-----------------|------------------|

Genus **ORTYGOSPIZA**, *Sundev.*

The eggs of both members of this genus are pure white and slightly glossy.

**Ortygospiza polyzona** (*Temm.*).

- Ortygospiza polyzona*, *Ayres, Ibis*, 1878, p. 297; *Sharpe, Cat. Birds B. M.* xiii. p. 269 (1890); *Kuschel, J. f. O.* 1895, p. 340; *Stark, Fauna S. Afr., Birds*, i. p. 109 (1900); *Reich. Vög. Afr.* iii. p. 202 (1904); *Shelley, Birds Afr.* iv. p. 155 (1905); *Sharpe, Hand-l.* v. p. 427 (1909).

Eggs of the Bar-breasted Mannakin are of a regular oval shape. They vary from .55 to .6 in length, and from .43 to .45 in breadth.

- |  |                        |
|--|------------------------|
| 4. Blesbokfontein, O. R. C., 4th Sept. | Major R. Sparrow [E.]. |
| 3. Lindley, O. R. C., 28th Jan.        | Major R. Sparrow [E.]. |

**Ortygospiza atricollis** (*Vieill.*).

*Ortygospiza atricollis*, *Sharpe, Cat. Birds B. M.* xiii. p. 270 (1890); *Reich. Vög. Afr.* iii. p. 202 (1904); *Shelley, Birds Afr.* iv. p. 158 (1905); *Sharpe, Hand-l.* v. p. 427 (1909); *Nehr. Kat. Eiersamml.* p. 331 (1910).

An egg of Vieillot's Bar-breasted Mannakin measures .5 by .44.

1. West Africa (*Nehrkorn Coll.*). Crowley Bequest.

Genus **HYPARGUS**, *Reichenb.***Hypargus margaritatus** (*Strickl.*).

*Lagonosticta margaritata*, *Sharpe, Cat. Birds B. M.* xiii. p. 275 (1890); *Reich. Vög. Afr.* iii. p. 158 (1904).

*Hypargus margaritatus*, *Shelley, Birds Afr.* iv. p. 240 (1905).

*Hypargus margaritatus*, *C. Grant, Bull. B. O. C.* xxi. p. 66 (1908); *Sharpe, Hand-l.* v. p. 428 (1909).

An egg said to be that of Strickland's Twin-spot is of a regular oval shape and pure white. It measures .58 by .44.

1. [S.E. Africa.] Crowley Bequest.

Genus **LAGONOSTICTA**, *Cab.*

Eggs of the various species of Fire-Finch are of a regular oval shape, pure white and somewhat glossy.

**Lagonosticta brunneiceps**, *Sharpe.*

*Lagonosticta brunneiceps*, *Sharpe, Cat. Birds B. M.* xiii. p. 277 (1890); *Stark, Fauna S. Afr. Birds*, i. p. 94 (1900); *Reich. Vög. Afr.* iii. p. 196 (1904); *Shelley, Birds Afr.* iv. p. 258 (1905); *Sharpe, Hand-l.* v. p. 429 (1909); *Nehr. Kat. Eiersamml.* p. 331 (1910).

*Lagonosticta minima*, *Heugl. (nec Vieill.) Orn. N.O.-Afr.* i. p. 612 (1870); *Kuschel, J. f. O.* 1895, p. 339.

Eggs of the Brown-capped Fire-Finch, also called the Little Ruddy Waxbill, vary from .57 to .6 in length, and from .43 to .45 in breadth.

4. Harrar, S. Abyssinia, June. Mr. P. Zaphiro [C].  
2. Ondonga, Ovampoland, 29th Mar. Crowley Bequest.  
(*C. J. Andersson: Tristram Coll.*).

**Lagonosticta ruberrima**, *Reichenow*.

*Lagonosticta brunneiceps ruberrima*, *Reich. Vög. Afr.* iii. p. 198 (1904).

*Lagonosticta ruberrima*, *Sharpe, Hand-l.* v. p. 429 (1909); *Ogilvie-Grant, Trans. Zool. Soc.* xix. p. 301 (1910).

Three eggs of the Equatorial form of the Brown-capped Fire-Finch measure  $\cdot 55$  by  $\cdot 44$ ;  $\cdot 54$  by  $\cdot 45$ ; and  $\cdot 53$  by  $\cdot 44$ .

3. Mokia, S.E. Ruwenzori, 3400 ft.,      Subscribers to the Ruwenzori  
10th June (*R. B. Woosnam*).      Exped. [P.].

**Lagonosticta rufopicta** (*Fraser*).

*Lagonosticta rufopicta*, *Ussher, Ibis*, 1874, p. 70; *Sharpe, Cat. Birds B. M.* xiii. p. 278 (1890); *Kuschel, J. f. O.* 1895, p. 339; *Reich. Vög. Afr.* iii. p. 198 (1904); *Shelley, Birds Afr.* iv. p. 232 (1905); *Sharpe, Hand-l.* v. p. 430 (1909).

An egg of the Bar-breasted Fire-Finch measures  $\cdot 61$  by  $\cdot 45$ .

1. Lado, River Nile (*Nehr Korn Coll.*).      Crowley Bequest.

**Lagonosticta rubricata** (*Licht.*).

*Lagonosticta rubricata*, *Sharpe, Cat. Birds B. M.* xiii. p. 281 (1890); *Stark, Fauna S. Afr., Birds*, i. p. 92 (1900); *Reich. Vög. Afr.* iii. p. 199 (1904); *Shelley, Birds Afr.* iv. p. 254 (1905); *Sharpe, Hand-l.* v. p. 430 (1909).

Eggs of the South African Ruddy Fire-Finch are of a broad oval form. They vary in length from  $\cdot 58$  to  $\cdot 6$ , and in breadth from  $\cdot 46$  to  $\cdot 47$ .

5. Blaauw Krantz, Cape Colony, Dec.      B. E. Jupp, Esq. [C.].  
2. Blaauw Krantz, Jan. (*O. Palmer*).      B. E. Jupp, Esq. [C.].

Genus **STICTOSPIZA**, *Sharpe*.**Stictospiza formosa** (*Lath.*).

*Stictospiza formosa*, *Sharpe, Cat. Birds B. M.* xiii. p. 287 (1890); *Oates, Fauna Brit. Ind., Birds*, ii. p. 191 (1890); *id., ed. Hume, Nests & Eggs Ind. Birds*, ii. p. 145 (1890); *Sharpe, Hand-l.* v. p. 432 (1909); *Nehr. Kat. Eiersamml.* p. 331 (1910).

The eggs of the Green Munia are of a long, pointed oval shape, plain white, and measure from  $\cdot 61$  to  $\cdot 7$  in length, and from  $\cdot 45$  to  $\cdot 48$  in breadth.

11. Bundara District, C. Provs., 1. dia,      Hume Coll.  
17th July (*F. R. Blewitt*).

Genus **AMADINA**, Swains.**Amadina fasciata** (Gmel.).

*Amadina fasciata*, Sharpe, *Cat. Birds B. M.* xiii. p. 289 (1890); *Butler, Foreign Finches in Capt.* p. 193 (1894); *Kuschel, J. f. O.* 1895, p. 330; *Nehrck. Kat. Eiersamml.* p. 125 (1899), p. 331 (1910); *Reich. Vög. Afr.* iii. p. 146 (1904); *Shelley, Birds Afr.* iv. p. 123 (1905); *Sharpe, Hand-l. v.* p. 432 (1909).

Three eggs of the Banded Weaver-Finch or "Cut-throat" Finch are of a very blunt oval form, devoid of gloss, and plain white. They measure .66 by .53.

1. West Africa. Salvin-Godman Coll.
2. West Africa (*Tristram Coll.*). Crowley Bequest.

**Amadina erythrocephala** (Linn.).

*Amadina erythrocephala*, Sharpe, ed. *Leyard, Birds S. Africa.* p. 467 (1875-84); *id.*, *Cat. Birds B. M.* xiii. p. 290 (1890); *Kuschel, J. f. O.* 1895, p. 339; *Nehrck. Kat. Eiersamml.* p. 126 (1899), p. 331 (1910); *Stark, Fauna S. Afr., Birds* i. p. 118 (1900); *Reich. Vög. Afr.* iii. p. 147 (1904); *Shelley, Birds Afr.* iv. p. 126 (1905); *Sparvour, J. S. Afr. Orn. U.* i. p. 10 (1905); *Roberts, J. S.* *Orn. U.* ii. p. 10 (1906); *Teschemäher, Avicult. Mag.* iv. p. 304 (1906); *Sharpe, Hand-l. v.* p. 433 (1909).

Three eggs of the Red-headed Weaver-Finch are of a broad oval form, devoid of gloss and plain white. They measure respectively: .75 by .6; .75 by .58; and .73 by .58.

1. Otjimbingue, Damaraland, 28th Aug. Crowley Bequest.  
(*C. J. Andersson: Tristram Coll.*).
1. Deelfontein, Cape Colony, 19th Aug. Col. A. T. Sloggett [P.].  
(*C. H. B. Grant*).
1. Laid in confinement. W. H. Beeman, Esq. [P.].

Genus **STEGANOPLEURA**, Reichenb.**Steganopleura guttata** (Shaw).

*Steganopleura guttata*, Gould, *Handb. Birds Austr.* i. p. 417 (1865); *Sharpe, Hand-l. v.* p. 433 (1909); *Nehrck. Kat. Eiersamml.* p. 332 (1910).

*Steganopleura guttata*, North, *Nests & Eggs Austr. Birds*, p. 164 (1889); *Sharpe, Cat. Birds B. M.* xiii. p. 292 (1890); *Nehrck. Kat. Eiersamml.* p. 126 (1899); *Campbell, Nests & Eggs Austr. Birds*, i. p. 478 (1901); *North, Nests & Eggs Austr. Birds*, ii. p. 268 (1909).

Eggs of the Spotted-sided Finch are white and of a very broad oval shape. They measure from .65 to .75 in length, and from .52 to .55 in breadth.

7. Queensland. Gould Coll.
8. New South Wales (*E. P. Ramsay*). Crowley Bequest.
2. Dobroyde near Sydney (*E. P. R.*: *Tristram Coll.*). Crowley Bequest.
5. Canterbury near Sydney, 21st Oct. A. J. North, Esq. [P.].

Genus **ZONÆGINTHUS**, *Cab.***Zonæginthus bellus** (*Lath.*).

*Zonæginthus bellus*, *Gould, Handb. Birds Austr.* i. p. 406 (1865); *North, Nests & Eggs Austr. Birds*, p. 160 (1889); *Sharpe, Cat. Birds B. M.* xiii. p. 293 (1890); *Nehrck. Kat. Eiersamml.* p. 126 (1899), p. 332 (1910); *Campbell, Nests & Eggs Austr. Birds*, i. p. 479 (1901); *North, Nests & Eggs Austr. Birds*, ii. p. 271 (1909); *Sharpe, Hand-l.* v. p. 433 (1909).

The eggs of the Fire-tailed Finch are of an elongate oval shape, without gloss, and plain white. They appear to vary greatly in size. Two specimens from Tasmania measure respectively: .75 by .52; .75 by .5. Three from Cranbourne measure respectively: .76 by .53; .75 by .57; and .74 by .55. Others from Cape Otway and from Melbourne, taken by Mr. Bridger, are very much smaller and average only .65 by .45.

- |   |                     |
|---|---------------------|
| 3. Cranbourne, Victoria, 3rd Nov. ( <i>A. J. North</i> ). | Crowley Bequest.    |
| 2. Cape Otway, Victoria, ( <i>E. P. S ymour</i> ).        | Crowley Bequest.    |
| 6. Melbourne ( <i>W. Bridger</i> ).                       | Salvin-Godman Coll. |
| 2. Tasmania, 17th Nov.                                    | Gould Coll.         |

**Zonæginthus oculus** (*Quoy & Gaim.*).

*Zonæginthus oculus*, *Gould, Handb. Birds Austr.* i. p. 407 (1865).  
*Zonæginthus oculus*, *Sharpe, Cat. Birds B. M.* xiii. p. 294 (1890);  
*Nehrck. Kat. Eiersamml.* p. 126 (1899), p. 332 (1910); *Campbell, Nests & Eggs Austr. Birds*, i. p. 480 (1901); *Sharpe, Hand-l.* v. p. 433 (1909).

Two eggs of the Red-eared Finch are of a somewhat elongate oval form, devoid of gloss, and pure white. They measure respectively: .69 by .49, and .65 by .46.

- |  |                  |
|--|------------------|
| 2. W. Australia ( <i>A. J. Campbell</i> ). | Crowley Bequest. |
|--|------------------|

Genus **COCCOPYGIA**, *Reichenb.***Coccopygia dufresnei** (*Vieill.*).

*Estrellda dufresnii*, *Gurney, Ibis*, 1862, p. 32; *Sharpe, ed. Layard, Birds S. Africa*, p. 469 (1875-84); *Stark, Faun. S. Africa, Birds*, i. p. 107 (1900).

*Coccopygia dufresnii*, *Sharpe, Cat. Birds B. M.* xiii. p. 305 (1890); *Shelley, Birds Afr.* iv. p. 233 (1905); *Sharpe, Hand-l.* v. p. 436 (1909); *Nehrck. Kat. Eiersamml.* p. 332 (1910).

*Neisna dufresnei*, *Reich. Vög. Afr.* iii. p. 205 (1904).

The eggs of Dufresne's Waxbill are of an ordinary oval form,

devoid of gloss, and plain white. They measure from .51 to .57 in length, and from .4 to .42 in breadth.

- |  |                        |
|--|------------------------|
| 5. Natal.  | T. Ayres, Esq. [C.].   |
| 3. Natal ( <i>T. Ayres</i> ).                                    | Salvin-Godman Coll.    |
| 4. Blaauw Krantz, Cape Colony,<br>2nd Jan. ( <i>L. Palmer</i> ). | B. E. Jupp, Esq. [C.]. |

Genus **TÆNIOPYGIA**, *Reichenb.*

**Tæniopygia castanotis** (*Gould*).

*Tæniopygia castanotis*, *Gould, Handb. Birds Austr.* i. p. 419 (1865); *North, Nests & Eggs Austr. Birds*, p. 165 (1889); *Sharpe, Cat. Birds B. M.* xiii. p. 311 (1890); *Nehrck. Kat. Eiersamml.* p. 126 (1899), p. 332 (1910); *Campbell, Nests & Eggs Austr. Birds*, i. p. 483 (1901); *North, Nests & Eggs Austr. Birds*, ii. p. 275 (1909); *Sharpe, Hand-l.* v. p. 433 (1909).

The eggs of the Chestnut-eared Finch are generally of an elongate oval shape, without gloss, and plain white. They vary much in size as well as in shape, and measure from .52 to .62 in length, and from .38 to .44 in breadth.

- |  |                        |
|--|------------------------|
| 23. North-West Australia.                                    | T. Carter, Esq. [C.].  |
| 1. West Australia, Sept.                                     | Gould Coll.            |
| 2. South Australia.  | Gould Coll.            |
| 3. Mozaire, N. S. Wales ( <i>E. P. Ramsay</i> ).             | Crowley Bequest.       |
| 5. Deniliquin, N. S. Wales, 4th Nov. ( <i>A. J. North</i> ). | Crowley Bequest.       |
| 6. Laid in confinement, June.                                | Mr. A. H. Bishop [P.]. |
| 6. Laid in confinement.                                      | Gould Coll.            |
| 2. Laid in confinement ( <i>J. J. Weir</i> ).                | Crowley Bequest.       |

Genus **STICTOPTERA**, *Reichenb.*

**Stictoptera bichenovii** (*Vig. & Horsf.*).

*Stictoptera bichenovii*, *Gould, Handb. Birds Austr.* i. p. 409 (1865); *North, Nests & Eggs Austr. Birds*, p. 160 (1889); *Sharpe, Cat. Birds B. M.* xiii. p. 313 (1890); *Nehrck. Kat. Eiersamml.* p. 126 (1899), p. 332 (1910); *Campbell, Nests & Eggs Austr. Birds*, i. p. 485 (1901); *North, Nests & Eggs Austr. Birds*, ii. p. 279 (1909); *Sharpe, Hand-l.* v. p. 438 (1909).

The eggs of the Banded Finch are of a narrow oval form, without gloss, and plain white. Two examples measure respectively: .65 by .47; .6 by .45.

- |                                      |             |
|--------------------------------------|-------------|
| 1. Australia.                        | Old Coll.   |
| 1. West Australia ( <i>Wilson</i> ). | Gould Coll. |

Genus **SPORÆGINTHUS**, *Cab.*

The eggs of the Munias of this genus are typically of an elongate pointed oval form, devoid of gloss, and plain white.

**Sporæginthus amandava** (*Linn.*).

*Sporæginthus amandava*, *Sharpe, Cat. Birds B. M.* xiii. p. 320 (1890); *Oates, Faun. Brit. Ind., Birds*, ii. p. 192 (1890); *id., ed. Hume, Nests & Eggs Ind. Birds*, ii. p. 147 (1890); *Betham, Journ. Bom. Nat. Hist. Soc.* xii. p. 781 (1899); *Sharpe, Hand-l.* v. p. 439 (1909); *Nehrke, Kat. Eiersamml.* p. 332 (1910).

Eggs of the Indian Red Munia measure from .55 to .65 in length, and from .4 to .45 in breadth.

- |     |  |                  |
|-----|--|------------------|
| 1.  | India ( <i>Capt. C. R. Cock: Tristram</i>    | Crowley Bequest. |
|     | <i>Coll.</i> )                               |                  |
| 17. | Raipur, C. Provs., India ( <i>F. R. Hume</i> | Coll.            |
|     | <i>Blewitt</i> ).                            |                  |
| 1.  | Saugor, C. Provs.                            | Hume Coll.       |
| 3.  | Nilghiri Hills, May.                         | Hume Coll.       |

**Sporæginthus flaviventris** (*Wallace*).

*Sporæginthus flaviventris*, *Sharpe, Cat. Birds B. M.* xiii. p. 323 (1890); *Oates, Fauna Brit. Ind., Birds*, ii. p. 193 (1890); *id., ed. Hume, Nests & Eggs Ind. Birds*, ii. p. 149 (1890); *Sharpe, Hand-l.* v. p. 439 (1909); *Nehrke, Kat. Eiersamml.* p. 332 (1910).

The eggs of the Burmese Red Munia are inseparable from those of *S. amandava*.

- |    |  |             |
|----|--|-------------|
| 5. | Pegu, 2nd Nov. ( <i>E. W. Oates</i> ). | Hume Coll.  |
| 2. | Pegu, 15th Nov. ( <i>E. W. O.</i> ).   | Hume Coll.  |
| 5. | Pegu, 12th Dec. ( <i>E. W. O.</i> ).   | Oates Coll. |

**Sporæginthus subflavus** (*Vieill.*).

*Sporæginthus subflavus*, *Sharpe, Cat. Birds B. M.* xiii. p. 324 (1890); *Kuschel, J. f. O.* 1895, p. 339; *Sharpe, Hand-l.* v. p. 439 (1909); *Nehrke, Kat. Eiersamml.* p. 332 (1910).

*Estrela subflava*, *Reich. Vög. Afr.* iii. p. 186 (1904); *Shelley, Birds Afr.* iv. p. 207 (1905).

An egg of the Northern Zebra Waxbill is of a rather pointed oval shape and without gloss. It is pure white, and measures .61 by .4.

- |    |              |                  |
|----|--------------|------------------|
| 1. | West Africa. | Crowley Bequest. |
|----|--------------|------------------|



**Sporæginthus melpodus** (*Vicill.*).

*Sporæginthus melpodus*, *Sharpe, Cat. Birds B. M.* xiii. p. 325 (1890); *Kuschel, J. f. O.* 1895, p. 339; *Butler, Foreign Finches in Captivity*, p. 110 (1895); *Sharpe, Hand-l.* v. p. 439 (1909).  
*Estrilda melpoda* (sic), *Rendall, Ibis*, 1892, p. 221.  
*Estrilda melpoda*, *Reich. Vög. Afr.* iii. p. 186 (1904); *Shelley, Birds Afr.* iv. p. 202 (1905).

An egg of the Orange-checked Waxbill is of a rather narrow oval shape, and dull white. It measures  $\cdot 58$  by  $\cdot 36$ .

1. Laid in captivity (*Dr. Kutter*). Crowley Bequest.

Genus **MUNIA**, *Hodys*.

The eggs laid by the various species of this genus resemble those of the species of *Sporæginthus*, being usually of a somewhat pointed oval shape, pure white, and devoid of gloss.

**Munia orizivora** (*Linn.*).

*Munia orizivora*, *Sharpe, Cat. Birds B. M.* xiii. p. 328 (1890); *Oates, ed. Hume, Nests & Eggs Ind. Birds*, ii. p. 128 (1890); *id., Fauna Brit. Ind., Birds*, ii. p. 182 (1890); *Sharpe, Hand-l.* v. p. 439 (1909); *Nehrk. Kat. Eiersamml.* p. 332 (1910).  
*Padda orizivora*, *Shelley, Birds Afr.* iv. p. 148 (1905).

Two eggs of the Java Sparrow are of a regular oval form, devoid of gloss, and pure white. They measure respectively:  $\cdot 77$  by  $\cdot 53$ ;  $\cdot 68$  by  $\cdot 65$ .

2. West Africa. Crowley Bequest.

**Munia malacca** (*Linn.*).

*Munia malacca*, *Legge, Birds Ceylon*, p. 652 (1879); *Sharpe, Cat. Birds B. M.* xiii. p. 330 (1890); *Oates, Fauna Brit. Ind., Birds*, ii. p. 182 (1890); *id., ed. Hume, Nests & Eggs Ind. Birds*, ii. p. 126 (1890); *Sharpe, Hand-l.* v. p. 440 (1909); *Nehrk. Kat. Eiersamml.* p. 332 (1910).

The eggs of the Black-headed Munia measure from  $\cdot 57$  to  $\cdot 72$  in length, and from  $\cdot 44$  to  $\cdot 5$  in breadth.

- |   |                  |
|---|------------------|
| 23. Belgaum, India ( <i>E. A. Butler</i> ).                   | Hume Coll.       |
| 13. Belgaum, 2nd Sept. ( <i>E. A. B.</i> ).                   | Hume Coll.       |
| 7. Belgaum, 7th Sept. ( <i>E. A. B.</i> ).                    | Hume Coll.       |
| 1. Bundara, C. Provs., 19th July ( <i>F. R. Blewitt</i> ).    | Hume Coll.       |
| 3. Pathanore, Madras, 28th Oct. ( <i>A. G. R. Theobald</i> ). | Hume Coll.       |
| 1. Wynaad, S. India, 5th Dec.                                 | Hume Coll.       |
| 3. [Southern India.]  | Crowley Bequest. |

**Munia maja** (*Linn.*).

*Munia maja*, *Sharpe, Cat. Birds B. M.* xiii. p. 332 (1890); *id., Hand-l.* v. p. 440 (1909); *Nehr. Kat. Eiersamml.* p. 332 (1910).

Two eggs of the Malayan *Munia* are dull white, and measure ·68 by ·47.

2. Java.

W. Radcliffe Saunders, Esq.  
[P.].

**Munia atricapilla** (*Vieill.*).

*Munia rubroniger*, *Legge, Birds Ceylon*, p. 652 (1879).

*Munia atricapilla*, *Sharpe, Cat. Birds B. M.* xiii. p. 334 (1890); *Oates, Fauna Brit. Ind., Birds*, ii. p. 183 (1890); *id., ed. Hume, Nests & Eggs Ind. Birds*, ii. p. 129 (1890); *Sharpe, Hand-l.* v. p. 440 (1909); *Nehr. Kat. Eiersamml.* p. 333 (1910).

The eggs of the Chestnut-bellied *Munia* vary from ·58 to ·7 in length, and from ·44 to ·47 in breadth.

5. Sikhim Terai, 27th June.	Hume Coll.
6. Sikhim Terai, 12th July.	Hume Coll.
4. Sikhim Terai, 19th July.	Hume Coll.
5. Sikhim Terai, 20th July.	Hume Coll.
2. Sikhim Terai, 26th July.	Hume Coll.
1. Sikhim Terai, 4th Aug.	Hume Coll.
1. Sikhim Terai, 26th Aug.	Hume Coll.
4. Sikhim Terai, 6th Sept.	Hume Coll.
4. Calcutta, 13th July ( <i>J. C. Parker</i> ).	Hume Coll.
2. Calcutta, 27th July ( <i>J. C. P.</i> ).	Hume Coll.
5. Calcutta, 28th Sept. ( <i>A. O. H.</i> ).	Hume Coll.
1. Pegu, 26th June ( <i>E. W. Oates</i> ).	Hume Coll.
2. Pegu, 27th June ( <i>E. W. O.</i> ).	Hume Coll.
1. Pegu, 10th July ( <i>E. W. O.</i> ).	Hume Coll.
3. Pegu, 25th July ( <i>E. W. O.</i> ).	Hume Coll.
1. Pegu, 2nd Aug. ( <i>E. W. O.</i> ).	Hume Coll.
2. Pegu, 26th June ( <i>E. W. O.</i> ).	Oates Coll.
1. Pegu, 27th June ( <i>E. W. O.</i> ).	Oates Coll.
2. Pegu, 28th July ( <i>E. W. O.</i> ).	Oates Coll.
1. Pegu, 2nd Aug. ( <i>E. W. O.</i> ).	Oates Coll.
1. Pegu, 16th Sept. ( <i>E. W. O.</i> ).	Oates Coll.
2. Mergui, 20th June ( <i>W. Davison</i> ).	Hume Coll.

**Munia jagori** (*Cab.*).

*Munia atricapilla*, *Steere (nec Vieill.)*, *List Birds & Mamm. Philippines*, p. 23 (1890).

*Munia jagori*, *Grant & Whitehead, Ibis*, 1898, p. 245; *McGregor, Man. Philippine Birds*, ii. p. 689 (1909); *Sharpe, Hand-l.* v. p. 440 (1909).

Eggs of the Little Chestnut Weaver are of a regular oval shape, and without gloss. The average measurement is ·63 by ·43.

5. Philippine Islands.	Steere Exped.
2. Philippine Islands ( <i>L. Layard</i> ; <i>Tristram Coll.</i> ).	Crowley Bequest.

**Munia brunneiceps**, *Wallden*.

*Munia atricapilla*, *Sharpe*, *P. Z. S.* 1879, p. 314.

*Munia brunneiceps*, *Everett*, *List Birds Borneo*, p. 142 (1889); *Sharpe*, *Cat. Birds B. M.* xiii. p. 338 (1890); *id.*, *Hand-l.* v. p. 440 (1909).

The eggs of the Brown-headed Munia measure from  $\cdot 6$  to  $\cdot 7$  in length, and from  $\cdot 42$  to  $\cdot 47$  in breadth.

- |  |                    |
|--|--------------------|
| 5. Borneo ( <i>H. Low</i> ; <i>Tristram Coll.</i> ). | Crowley Bequest.   |
| 1. Borneo, 16th Nov.                                 | Crowley Bequest.   |
| 9. Labuan, Borneo.                                   | Sir Hugh Low [C.]. |
| 4. Labuan, 3rd June ( <i>J. Whitehead</i> ).         | Crowley Bequest.   |

**Munia nigriceps** (*Ramsay*).

*Munia nigriceps*, *Sharpe*, *Cat. Birds B. M.* xiii. p. 431 (1890); *id.*, *Hand-l.* v. p. 441 (1909); *Nehr. Kat. Eiersamml.* p. 333 (1910).

An egg of the Black-checked Munia is of the usual type. It measures  $\cdot 57$  by  $\cdot 45$ .

- |                         |                  |
|-------------------------|------------------|
| 1. New Guinea, 4th Jan. | Crowley Bequest. |
|-------------------------|------------------|

**Munia spectabilis**, *Sclater*.

*Munia spectabilis*, *Sharpe*, *Cat. Birds B. M.* xiii. p. 342 (1890); *id.*, *Hand-l.* v. p. 441 (1909); *Nehr. Kat. Eiersamml.* p. 333 (1910).

Four eggs said to be those of the New Britain Munia measure respectively:  $\cdot 6$  by  $\cdot 45$ ;  $\cdot 59$  by  $\cdot 4$ ;  $\cdot 57$  by  $\cdot 41$ ;  $\cdot 55$  by  $\cdot 41$ .

- |                   |                  |
|-------------------|------------------|
| 4. [New Britain.] | Crowley Bequest. |
|-------------------|------------------|

**Munia caniceps**, *Salvad.*

*Munia caniceps*, *Sharpe*, *Cat. Birds B. M.* xiii. p. 345 (1890); *id.*, *Hand-l.* v. p. 441 (1909).

The eggs of the Grey-headed Munia measure respectively:  $\cdot 61$  by  $\cdot 44$ ;  $\cdot 6$  by  $\cdot 45$ ;  $\cdot 6$  by  $\cdot 47$ ;  $\cdot 61$  by  $\cdot 43$ .

- |                     |                     |
|---------------------|---------------------|
| 4. S.E. New Guinea. | Mr. E. Weiske [C.]. |
|---------------------|---------------------|

**Munia punctulata** (*Linn.*).

*Munia punctulata*, *Legge*, *Birds Ceylon*, p. 656 (1879); *Sharpe*, *Cat. Birds B. M.* xiii. p. 346 (1890); *id.*, *Hand-l.* v. p. 442 (1909); *Nehr. Kat. Eiersamml.* p. 333 (1910).

*Uroloncha punctulata*, *Oates*, *Fauna Brit. Ind.*, *Birds*, ii. p. 189 (1890); *id.*, *ed. Hume*, *Nests & Eggs Ind. Birds*, ii. p. 141 (1890) [part].

The eggs of the Spotted Munia vary from  $\cdot 59$  to  $\cdot 75$  in length, and from  $\cdot 44$  to  $\cdot 52$  in breadth.

- |     |  |                  |
|-----|--|------------------|
| 2.  | Simla, India, 13th Aug.                                    | Hume Coll.       |
| 2.  | Simla, 14th Aug.   | Hume Coll.       |
| 2.  | Simla, 25th Aug.   | Hume Coll.       |
| 3.  | Raipur, C. Provs., 14th Aug. ( <i>F. R. Blewitt</i> ).     | Hume Coll.       |
| 24. | Salem, Madras, Aug. ( <i>A. G. R. Theobald</i> ).          | Hume Coll.       |
| 3.  | Nilghiri Hills.  | Hume Coll.       |
| 3.  | Nilghiri Hills, May.                                       | Hume Coll.       |
| 3.  | Coonoor, Nilghiris, 3rd March.                             | Hume Coll.       |
| 2.  | Coonoor, 28th Aug.   | Hume Coll.       |
| 4.  | Kotagherry, Nilghiris, 10th July ( <i>Miss Cockburn</i> ). | Hume Coll.       |
| 1.  | Ceylon ( <i>E. L. Layard: Tristram Coll.</i> ).            | Crowley Bequest. |
| 2.  | Mauritius ( <i>E. Newton: Tristram Coll.</i> ).            | Crowley Bequest. |
| 1.  | Lucia, Mauritius ( <i>E. N.: Tristram Coll.</i> ).         | Crowley Bequest. |

***Munia subundulata*, *Godw.-Austen*.**

- Munia subundulata*, *Sharpe, Cat. Birds B. M.* xiii. p. 350 (1890); *id.*, *Hand-l.* v. p. 442 (1909).  
*Amadina punctulata*, *Oates, Birds Burmah*, i. p. 368 (1883).  
*Uroloncha punctulata*, *Oates, et. Hume, Nests & Eggs Ind. Birds*, ii. p. 141 (1890) [part].

Eggs of the Burmese Spotted Munia are indistinguishable from those of *M. punctulata*.

- |    |   |             |
|----|---|-------------|
| 4. | Cachar, 4th Oct.                        | Hume Coll.  |
| 1. | Pegu, 20th June ( <i>E. W. Oates</i> ). | Oates Coll. |
| 5. | Pegu, 22nd July ( <i>E. W. O.</i> ).    | Oates Coll. |
| 4. | Pegu, 20th Aug. ( <i>E. W. O.</i> ).    | Oates Coll. |

***Munia topela*, *Swinh.***

- Munia topela*, *Swinh. Ibis*, 1863, p. 380; *Sharpe, Cat. Birds B. M.* xiii. p. 351 (1890); *id.*, *Hand-l.* v. p. 442 (1909); *Nehrck. Kat. Eiersamml.* p. 333 (1910).

Eggs of the Formosan Munia are perfectly similar to those of *M. punctulata*.

- |      |                                |                  |
|------|--------------------------------|------------------|
| 309. | Formosa ( <i>R. Swinhoe</i> ). | Seebahn Coll.    |
| 11.  | Formosa ( <i>R. S.</i> ).      | Crowley Bequest. |

***Munia nisoria* (*Temm.*).**

- Munia nisoria*, *Sharpe, Cat. Birds B. M.* xiii. p. 352 (1890); *Büttikofer, Notes Leyden Mus.* xiv. p. 202 (1892); *Sharpe, Hand-l.* v. p. 442 (1909); *Nehrck. Kat. Eiersamml.* p. 333 (1910).

Two eggs said to be those of the Javan Munia measure respectively: .62 by .42; and .6 by .4.

- |    |                   |                  |
|----|-------------------|------------------|
| 2. | Java, 24th April. | Crowley Bequest. |
|----|-------------------|------------------|

Genus **UROLONCHA**, *Cab.*

The eggs of the species of this genus do not differ in shape or colour from those of the *Munias* of the genera *Sporocynchus* and *Munia*.

**Uroloncha acuticauda** (*Hodys.*).

*Uroloncha acuticauda*, *Sharpe, Cat. Birds B. M.* xiii. p. 356 (1890); *Oates, Faun. Brit. Ind., Birds*, ii. p. 184 (1890); *id., ed. Hume, Nests & Eggs Ind. Birds*, ii. p. 131 (1890); *Sharpe, Hand-l.* v. p. 443 (1909); *Nehr. Kat. Eiersamml.* p. 333 (1910).

The eggs of Hodgson's *Munia* vary from .54 to .68 in length, and from .4 to .45 in breadth.

- |  |                  |
|--|------------------|
| 22. Sikhim ( <i>J. Gammie</i> ).                         | Hume Coll.       |
| 2. Sikhim, 10th June ( <i>J. G.</i> ).                   | Hume Coll.       |
| 4. Mongphoo, Darjiling ( <i>J. G.</i> ).                 | Hume Coll.       |
| 6. Lebong, Sikhim, July ( <i>L. Mandelli</i> ).          | Hume Coll.       |
| 4. Tavoy, Tenasserim, 16th March ( <i>W. Davison</i> ).  | Hume Coll.       |
| 1. Kussoom, Malay Peninsula, 23rd Feb. ( <i>W. D.</i> ). | Hume Coll.       |
| 8. Salang, Malay Peninsula, 23rd Feb. ( <i>W. D.</i> ).  | Hume Coll.       |
| 2. Salang.   | Crowley Bequest. |

**Uroloncha squamicollis**, *Sharpe.*

*Uroloncha squamicollis*, *Sharpe, Cat. Birds B. M.* xiii. p. 359 (1890); *Nehr. Kat. Eiersamml.* p. 127 (1899), p. 333 (1910); *Sharpe, Hand-l.* v. p. 443 (1909).  
*Munia acuticauda*, *La Touche, Ibis*, 1892, p. 427.

Five eggs of the Chinese *Munia* measure respectively: .6 by .4; .63 by .42; .65 by .44; and (2) .65 by .45.

- |   |                           |
|---|---------------------------|
| 1. Foochow, China, April.                         | C. B. Rickett, Esq. [P.]. |
| 2. Foochow, 9th May.                              | C. B. Rickett, Esq. [P.]. |
| 2. Formosa ( <i>R. Swinhoe; Tristram Coll.</i> ). | Crowley Bequest.          |

**Uroloncha striata** (*Linna.*).

*Munia striata*, *Legge, Birds Ceylon*, p. 660 (1879).  
*Uroloncha striata*, *Sharpe, Cat. Birds B. M.* xiii. p. 359 (1890); *Oates, Fauna Brit. Ind., Birds*, ii. p. 185 (1890); *id., ed. Hume, Nests & Eggs Ind. Birds*, ii. p. 133 (1890); *Nehr. Kat. Eiersamml.* p. 127 (1899), p. 333 (1910); *Sharpe, Hand-l.* v. p. 443 (1909).

The eggs of the White-backed *Munia* measure from .55 to .65 in length, and from .42 to .47 in breadth.

1. India (*W. E. Brooks: Tristram Coll.*) Crowley Bequest.
1. Raipur, Central Provinces, India. Hume Coll.
3. Raipur, 2nd Jan. (*P. R. Blewitt*). Hume Coll.
2. Yercaud, Nilghiris, 28th Sept. Hume Coll.
4. Ceylon, 13th June (*A. L. Butler*). Crowley Bequest.

#### *Uroloncha fumigata* (*Walden*).

*Uroloncha fumigata*, *Sharpe, Cat. Birds B. M.* xiii. p. 361 (1890); *Oates, Fauna Brit. Ind., Birds*, ii. p. 186 (1890); *id., ed. Hume, Nests & Eggs Ind. Birds*, ii. p. 135 (1890); *Osmaston, J. Bombay N. H. Soc.* xvii. p. 160 (1906); *Sharpe, Hand-l.* v. p. 444 (1909).

Eggs of the Andaman White-backed Munia measure on an average .6 by .41.

5. Port Blair, S. Andaman, 2nd July. B. B. Osmaston, Esq. [C.].
2. Port Blair, 3rd July. B. B. Osmaston, Esq. [C.].
6. Port Blair, 7th July. B. B. Osmaston, Esq. [C.].

#### *Uroloncha leucogaster* (*Blyth*).

*Uroloncha leucogastra*, *Sharpe, Cat. Birds B. M.* xiii. p. 362 (1890); *Oates, Fauna Brit. Ind., Birds*, ii. p. 186 (1890); *id., ed. Hume, Nests & Eggs Ind. Birds*, ii. p. 135 (1890); *Sharpe, Hand-l.* v. p. 444 (1909); *Nehr. Kat. Eiersamm.* p. 333 (1910).

Five eggs of the White-bellied Munia measure from .6 to .68 in length, and from .43 to .46 in breadth.

1. Malewun, Tenasserim, 27th June Hume Coll.  
(*W. Davison*).
4. Langat, Malay Peninsula, 10th April (*W. D.*) Hume Coll.

#### *Uroloncha fuscans* (*Cassin*).

*Munia fuscans*, *Sharpe, P. Z. S.* 1879, p. 344; *Everett, List Birds Borneo*, p. 142 (1889).

*Uroloncha fuscans*, *Sharpe, Cat. Birds B. M.* xiii. p. 364 (1890); *Nehr. Kat. Eiersamm.* p. 127 (1899), p. 333 (1910); *Sharpe, Hand-l.* v. p. 444 (1909).

The eggs of the Brown Munia vary from .45 to .62 in length, and from .4 to .48 in breadth.

12. Labuan, Borneo. Sir Hugh Low [C.].
3. Baram, Sarawak, 18th Oct. Charles Hose, Esq. [P.].
5. Kina Balu, N. Borneo, 14th Jan. Crowley Bequest.  
(*J. Whitehead*).

#### *Uroloncha pectoralis* (*Jerd.*).

*Munia pectoralis*, *Jerd. Birds Ind.* ii. p. 355 (1863).

*Uroloncha pectoralis*, *Sharpe, Cat. Birds B. M.* xiii. p. 365 (1890); *Oates, Fauna Brit. Ind., Birds*, ii. p. 187 (1890); *id., ed. Hume,*

*Nests & Eggs Ind. Birds*, ii. p. 136 (1890); *Sharpe, Hand-l.* v. p. 444 (1909).

The four eggs of the Rufous-bellied Munia measure respectively: .65 by .46; .63 by .46; .62 by .42; .65 by .45.

3. Kotagherry, Nilghiris, 19th July Hume Coll.  
(*Miss Cockburn*).
1. Kotagherry, 20th July (*Miss Cockburn*). Hume Coll.

### *Uroloncha kelaarti* (*Jerd.*).

*Munia kelaarti*, *Legge, Birds Ceylon*, ii. p. 650 (1879).

*Uroloncha kelaarti*, *Sharpe, Cat. Birds B. M.* xiii. p. 366 (1890); *Oates, Fauna Brit. Ind., Birds*, ii. p. 187 (1890); *Sharpe, Hand-l.* v. p. 444 (1909); *Nehr. Kat. Eiersamml.* p. 333 (1910).

The eggs of the Ceylon Munia vary from .62 to .68 in length, and from .45 to .46 in breadth.

4. Ceylon, 2nd June (*A. L. Butler*). Crowley Bequest.

### *Uroloncha molucca* (*Linn.*).

*Uroloncha molucca*, *Sharpe, Cat. Birds B. M.* xiii. p. 367 (1890); *id., Hand-l.* v. p. 444 (1909); *Nehr. Kat. Eiersamml.* p. 334 (1910).

Eggs of the Moluccan Munia measure respectively .59 by .43; .58 by .43; and .56 by .43.

3. Waigiou, Molucca Islands (*Nehr. Korn Coll.*). Crowley Bequest.

### Genus **AIDEMOSYNE**, *Reichenb.*

The eggs of the Munias of this genus resemble those of the genera *Sporoginthus*, *Munia*, and *Uroloncha*.

### *Aidemosyne modesta* (*Gould*).

*Aidemosyne modesta*, *Gould, Handb. Birds Austr.* i. p. 414 (1865); *North, Nests & Eggs Austr. Birds*, p. 162 (1889); *Sharpe, Cat. Birds B. M.* xiii. p. 368 (1890); *Nehr. Kat. Eiersamml.* p. 127 (1899); *Campbell, Nests & Eggs Austr. Birds*, i. p. 489 (1901); *North, Nests & Eggs Austr. Birds*, ii. p. 287 (1909); *Sharpe, Hand-l.* v. p. 445 (1909); *Nehr. Kat. Eiersamml.* p. 334 (1910).

Eggs of the Plum-head Munia are of a long oval shape and equally rounded at both ends. They are plain white, devoid of gloss, and measure respectively: .64 by .4; .63 by .42; and .62 by .41.

Mr. North (*l. c.*) states that two specimens in his possession measure respectively: .64 by .44 and .62 by .45. Mr. Campbell

gives measurements of five eggs, the average of which is .65 by .47.

3. Australia (*P. Strange: Tristram Coll.*) Crowley Bequest.
1. New South Wales (*Wilson*). Gould Coll.

### *Aidesmosyne malabarica* (Linn.).

*Munia malabarica*, *Legge, Birds Ceylon*, p. 662 (1879).

*Aidesmosyne malabarica*, *Sharpe, Cat. Birds B. M. xiii.* p. 369 (1890); *id.*, *Hand-l.* v. p. 445 (1909); *Nehrck. Kat. Eiersamml.* p. 334 (1910).

*Uroloncha malabarica*, *Oates, Faun. Brit. Ind., Birds*, ii. p. 188 (1890); *id.*, *ed. Hume, Nests & Eggs Ind. Birds*, ii. p. 136 (1890).

The eggs of the White-throated *Munia* measure from .55 to .68 in length, and from .45 to .5 in breadth.

4. Sind (*J. H. Gould*). Gould Coll.
21. Sind, 27th Aug. Hume Coll.
2. Gurgaon District, 12th April. Hume Coll.
2. Delhi, 12th April (*C. T. Bingham*). Hume Coll.
3. Delhi, 30th March. Hume Coll.
6. Rajputana, 14th April. Hume Coll.
5. North-West Provinces. Hume Coll.
2. Agra, 4th Sept. Hume Coll.
2. Etawah, 22nd Jan. (*A. O. Hume*). Hume Coll.
1. Etawah, 28th Jan. (*A. O. H.*). Hume Coll.
2. Etawah, 30th Jan. (*A. O. H.*). Hume Coll.
5. Etawah, 23rd March. Hume Coll.
1. Etawah, 10th April. Hume Coll.
1. Etawah, 27th Feb. (*Dr. Parker*). Crowley Bequest.
1. Mirzapur (*W. E. Brooks: Tristram Coll.*). Crowley Bequest.

### *Aidesmosyne cantans* (Gmel.).

*Uroloncha cantans*, *Heugl. Orn. N.O.-Afr.* p. 594 (1871); *Shelley, Birds Afr.* iv. p. 152 (1905).

*Aidesmosyne cantans*, *Sharpe, Cat. Birds B. M. xiii.* p. 371 (1890); *id.*, *Hand-l.* v. p. 445 (1909); *Nehrck. Kat. Eiersamml.* p. 334 (1910).

*Habropyga cantans*, *Kuschel, J.f. O.* 1895, p. 339.

*Aidesmosyne cantans orientalis*, *Reich. Vog. Afr.* iii. p. 156 (1904).

Two eggs measure respectively .59 by .46 and .59 by .45.

2. Wold-Medineh, Blue Nile. Capt. H. N. Dunn [P.].

### Genus *ÆGINTHA*. *Cab.*

#### *Ægintha temporalis* (Lath.).

*Ægintha temporalis*, *Gould, Handb. Birds Austr.* i. p. 411 (1865); *North, Nests & Eggs Austr. Birds*, p. 162 (1889); *Sharpe, Cat. Birds B. M. xiii.* p. 372 (1890); *Nehrck. Kat. Eiersamml.* p. 127



(1899); *Campbell, Nests & Eggs Austr. Birds*, i. p. 490 (1901); *North, Nests & Eggs Austr. Birds*, ii. p. 288 (1909); *Sharpe, Hand-l.* v. p. 446 (1909); *Nehrk. Kat. Eiersamml.* p. 334 (1910).

The eggs of the Red-eyebrowed Finch vary from an ordinary to a lengthened oval shape, and are plain white. They have a very slight amount of gloss. The measurements vary from .57 to .69 in length, and from .44 to .49 in breadth.

- |    |  |                                     |
|----|--|-------------------------------------|
| 2. | New South Wales.   | Gould Coll.                         |
| 1. | New South Wales.   | Gould Coll.                         |
| 1. | New South Wales.   | Salvin-Godman Coll.                 |
| 5. | Roseville, near Sydney, N.S. Wales,<br>22nd Sept.                  | A. J. North, Esq. [P.].             |
| 1. | Dobroyd, N.S. Wales, Oct. ( <i>E. P. Ramsay; Tristram Coll.</i> ). | Crowley Bequest.                    |
| 1. | Dobroyd ( <i>E. P. R.; Tristram Coll.</i> ).                       | Crowley Bequest.                    |
| 5. | Belmore, N. S. Wales, 10th Nov.<br>( <i>A. J. North</i> ).         | Crowley Bequest.                    |
| 5. | Yarra River, Victoria, 28th Oct.<br>( <i>A. J. N.</i> ).           | Crowley Bequest.                    |
| 5. | South Australia, Dec.  | W. Radcliffe Saunders, Esq.<br>[P.] |
| 2. | Dawsley, near Adelaide, S. Australia.                              | E. S. Moulden, Esq. [P.].           |

Genus **BATHILDA**, *Reichenb.*

**Bathilda ruficauda** (*Gould*).

*Bathilda ruficauda*, *Gould, Handb. Birds Austr.* i. p. 412 (1865); *Sharpe, Cat. Birds B. M.* xiii. p. 374 (1890); *Campbell, Nests & Eggs Austr. Birds*, i. p. 492 (1901); *Gladstone, Avicult. Mag.* vi. p. 30 (1908); *North, Nests & Eggs Austr. Birds*, ii. p. 291 (1909); *Sharpe, Hand-l.* v. p. 446 (1909); *Nehrk. Kat. Eiersamml.* p. 334 (1910).

The eggs of the Red-faced Finch are of an oval form, plain white and very slightly glossy. Four specimens measure respectively: .65 by .45; .62 by .46; .64 by .45; .65 by .46.

- |    |  |                                      |
|----|--|--------------------------------------|
| 1. | Laid in confinement (Zool. Gardens, London). | Salvin-Godman Coll.                  |
| 2. | New South Wales, 17th Nov.                   | Gould Coll.                          |
| 1. | Gippsland, Victoria.                         | F. A. Philbrick, Esq., Q.C.<br>[P.]. |

Genus **POEPHILA**, *Gould*.

All the species lay pure white eggs devoid of gloss.

**Poephila acuticauda** (*Gould*).

*Poephila acuticauda*, *Sharpe, Cat. Birds B. M.* xiii. p. 375 (1890); *Campbell, Nests & Eggs Austr. Birds*, i. p. 493 (1901); *North, Nests & Eggs Austr. Birds*, ii. p. 293 (1909); *Sharpe, Hand-l.* v. p. 446 (1909); *Nehrk. Kat. Eiersamml.* p. 334 (1910).

Eggs of the Long-tailed Grass-Finch vary considerably in shape.

from a narrow, rather pointed oval to a wide, regular oval. They vary from .59 to .65 in length, and from .40 to .46 in breadth.

9. Australia (*Tristram Coll.*). Crowley Bequest.

### *Poephila nigrotecta*, Hartert.

*Poephila atropygialis*, *Campbell, Nests & Eggs Austr. Birds*, i. p. 496 (1901).

*Poephila nigrotecta*, *Hartert, Bull. B. O. C.* viii. p. lix (1899); *Le Souëf, Ibis*, 1900, p. 461; *North, Nests & Eggs Austr. Birds*, ii. p. 300 (1909); *Sharpe, Hand-l.* v. p. 447 (1909); *Nehrck. Kat. Eiersamml.* p. 334 (1910).

Eggs of the Black-rumped Grass-Finch vary in shape from a regular oval to a rather pyriform oval. They measure from .59 to .65 in length, and from .46 to .47 in breadth.

- |  |                                     |
|--|-------------------------------------|
| 4. Noorkonong, N. Queensland,<br>26th Nov. | W. Radcliffe Saunders, Esq.<br>[P.] |
| 4. Noorkonong, 30th Jan.                   | W. Radcliffe Saunders, Esq.<br>[P.] |
| 1. Noorkonong, 30th Jan.                   | W. Radcliffe Saunders, Esq.<br>[P.] |
| 2. Noorkonong, 31st Jan.                   | W. Radcliffe Saunders, Esq.<br>[P.] |
| 4. Noorkonong, 1st Feb.                    | W. Radcliffe Saunders, Esq.<br>[P.] |
| 2. Noorkonong, 2nd Feb.                    | W. Radcliffe Saunders, Esq.<br>[P.] |
| 5. Noorkonong, 3rd Feb.                    | W. Radcliffe Saunders, Esq.<br>[P.] |
| 3. Noorkonong, 8th Feb.                    | W. Radcliffe Saunders, Esq.<br>[P.] |

### *Poephila cincta* (Gould).

*Poephila cincta*, *Gould, Handb. Birds Austr.* i. p. 425 (1865); *North, Nests & Eggs Austr. Birds*, p. 166 (1889); *Sharpe, Cat. Birds B. M.* xiii. p. 376 (1890); *Nehrck. Kat. Eiersamml.* p. 127 (1899); *Campbell, Nests & Eggs Austr. Birds*, i. p. 494 (1901); *North, Nests & Eggs Austr. Birds*, ii. p. 295 (1909); *Sharpe, Hand-l.* v. p. 447 (1909); *Nehrck. Kat. Eiersamml.* p. 334 (1910).

The eggs of the Banded or Black-throated Grass-Finch are of a somewhat pointed oval form. They measure from .61 to .65 in length, and from .45 to .5 in breadth.

- |  |                    |
|--|--------------------|
| 1. Queensland ( <i>Dr. Icy</i> ).                                | Crowley Bequest.   |
| 1. Queensland ( <i>Nehrckorn Coll.</i> ).                        | Crowley Bequest.   |
| 3. Herbert River, Queensland.                                    | S. Boyd, Esq. [P.] |
| 5. Herbert River.  | S. Boyd, Esq. [P.] |
| 5. Dawson River, Queensland, 9th Mar.<br>( <i>A. J. North</i> ). | Crowley Bequest.   |
| 1. New South Wales, 20th Nov.<br>( <i>Wilson</i> ).              | Gould Coll.        |

Genus **ERYTHRURA**, *Swains.***Erythrura psittacea** (*Gmel.*).

*Erythrura psittacea*, *Layard, Ibis*, 1878, p. 260, 1882, p. 522; *Sharpe, Cat. Birds B. M.* xiii. p. 382 (1890); *Butler, Foreign Finches in Capt.* p. 165 (1894); *Nehrke, Kat. Eiersamml.* p. 127 (1901), p. 334 (1910); *Sharpe, Hand-l.* v. p. 448 (1909).

The eggs of the Parrot-Finch are of a pointed oval form, devoid of gloss, and plain white. Four examples laid in confinement measure respectively: .67 by .49; .64 by .46; .72 by .5; and .69 by .49. The other two eggs are shorter and broader; they measure .6 by .51, and .55 by .49.

4. Laid in confinement. A. Wiener, Esq. [P.]
2. Noumea, New Caledonia (*E. L.* Crowley Bequest.  
*Layard: Tristram Coll.*).

**Erythrura trichroa** (*Kittl.*).

*Erythrura trichroa*, *Sharpe, Cat. Birds B. M.* xiii. p. 385 (1890); *Hartert, Nov. Zool.* vii. p. 6 (1900); *Sharpe, Hand-l.* v. p. 448 (1909); *Nehrke, Kat. Eiersamml.* p. 335 (1910).

Two eggs of Kittlitz's Parrot-Finch are of a rather wide pointed oval shape, pure white, and devoid of gloss. They measure respectively .66 by .5, and .67 by .5.

2. Ruck, Carolines, 2nd June (*A.* Crowley Bequest.  
*Owston*).

Genus **NEOCHMIA**, *Bonap.***Neochmia phaeton** (*Homb. & Jacq.*).

*Neochmia phaeton*, *Gould, Handb. Birds Austr.* i. p. 415 (1865); *North, Nests & Eggs Austr. Birds*, p. 163 (1889); *Sharpe, Cat. Birds B. M.* xiii. p. 389 (1890); *Le Souëf, Vict. Nat.* xvi. p. 69 (1899); *Campbell, Nests & Eggs Austr. Birds*, i. p. 499 (1901); *North, Nests & Eggs Austr. Birds*, ii. p. 300 (1909); *Sharpe, Hand-l.* v. p. 450 (1909); *Nehrke, Kat. Eiersamml.* p. 335 (1910).

Eggs of the Crimson Finch are of a regular oval form, plain white, and devoid of gloss. They vary from .59 to .66 in length, and from .44 to .46 in breadth.

2. North Queensland, 6th Jan. W. Radcliffe Saunders, Esq.  
[P.]
3. North Queensland, 3rd Feb. W. Radcliffe Saunders, Esq.  
[P.]

- |    |   |                                      |
|----|---|--------------------------------------|
| 2. | North Queensland, 20th Feb.                                 | W. Radcliffe Saunders, Esq.<br>[P.]. |
| 4. | Herbert River, Queensland.                                  | S. Boyd, Esq. [P.].                  |
| 4. | Herbert River, 7th Jan. ( <i>J. A. Boyd: North Coll.</i> ). | Crowley Bequest.                     |

Genus **ESTRILDA**, *Swinson*.

The eggs of all the members of this genus are of a rather broad oval shape, and pure white devoid of gloss.

**Estrilda astrilda** (*Linn.*).

- Estrilda astrild*, *Gurney, Ibis*, 1862, pp. 31, 156; *Sharpe, ed. Layard, Birds S. Africa*, p. 470 (1875-84); *Reich, Vög. Afr.* iii. p. 178 (1904); *Shelley, Birds Afr.* iv. p. 194 (1905).
- Estrilda astrilda*, *Sharpe, Cat. Birds B. M.* xiii. p. 391 (1890); *Butler, Foreign Finches in Capt.* p. 142 (1895); *Stark, Fauna S. Afr., Birds*, i. p. 98 (1900); *Sparrow, J. S. Afr. Orn. U.* i. p. 10 (1905); *Sharpe, Hand-l.* v. p. 450 (1909); *Nehr. Kat. Eiersamml.* p. 335 (1910).

The eggs of the Common Waxbill measure from .52 to .65 in length, and from .4 to .46 in breadth.

- |    |   |                           |
|----|---|---------------------------|
| 5. | Natal ( <i>T. Ayres</i> ).  | Salvin-Godman Coll.       |
| 8. | Natal.  | Capt. S. G. Reid [C.].    |
| 2. | Pinetown, Natal, 17th Mar.  | Capt. G. E. Shelley [P.]. |
| 2. | South Africa.   | E. L. Layard, Esq. [P.].  |
| 5. | Deellfontein, Cape Colony, 18th Nov.<br>( <i>E. Seimund &amp; C. H. B. Grant</i> ). | Col. A. T. Sloggett [P.]. |
| 2. | Mauritius ( <i>E. Newton: Tristram Coll.</i> ).                                     | Crowley Bequest.          |
| 2. | Lucia, Mauritius, April ( <i>Tristram Coll.</i> ).                                  | Crowley Bequest.          |
| 5. | Blaauw Krantz, Cape Colony, Dec.  | B. E. Jupp, Esq. [C.].    |
| 1. | Grahamstown, Cape Colony, Feb.  | B. E. Jupp, Esq. [C.].    |

**Estrilda cinerea** (*Vieil.*).

- Estrilda cinerea*, *Sharpe, Cat. Birds B. M.* xiii. p. 394 (1890); *Reich, Vög. Afr.* iii. p. 182 (1904); *Shelley, Birds Afr.* iv. p. 203 (1905); *Sharpe, Hand-l.* v. p. 452 (1909); *Nehr. Kat. Eiersamml.* p. 335 (1910).
- Habropyga cinerea*, *Kuschel, J. f. O.* 1895, p. 338.

Three eggs, said to be those of the Black-rumped Waxbill, measure respectively: .56 by .43; .54 by .41; and .52 by .41.

- |    |                                     |                  |
|----|-------------------------------------|------------------|
| 2. | [N.E. Africa.]                      | Crowley Bequest. |
| 1  | [N.E. Africa] ( <i>Rey Coll.</i> ). | Crowley Bequest. |

**Estrilda vinacea** (*Hartl.*).

*Lagonosticta vinacea*, *Sharpe, Cat. Birds B. M.* xiii. p. 286 (1890).

*Estrilda vinacea*, *Reich. Vög. Afr.* iii. p. 191 (1904); *Shelley, Birds Afr.* iv. p. 224 (1905); *Sharpe, Hand-l.* v. p. 455 (1909).

An egg of the Vinaceous Waxbill is of a narrow oval form, without gloss, and plain white. It measures  $\cdot 65$  by  $\cdot 45$ .

1. Laid in confinement. Mrs. F. Villiers [P.].

Genus **URÆGINTHUS**, *Cuban.*

The eggs of all the members of this genus are oval in shape, pure white, and without gloss.

**Uræginthus phœnicotis**, *Swainson.*

*Uræginthus phœnicotis*, *Heugl. Orn. N.O.-Afr.* p. 619 (1871); *Kuschel, J. f. O.* 1895, p. 339; *Sharpe, Hand-l.* v. p. 456 (1909); *Nehrk. Kat. Eiersamml.* p. 335 (1910).

*Estrilda phœnicotis*, *Sharpe, Cat. Birds B. M.* xiii. p. 400 (1890).

*Uræginthus bengalus* (*Lin.*), *Reich. Vög. Afr.* iii. p. 207 (1904); *Shelley, Birds Afr.* iv. p. 186 (1905).

Eggs of the Ruby-cheeked Cordon-bleu vary in length from  $\cdot 57$  to  $\cdot 65$ , and in breadth from  $\cdot 4$  to  $\cdot 43$ .

The eggs from Witu are smaller and the majority are unusually rounded. They measure about  $\cdot 48$  by  $\cdot 41$ .

3. Laid in confinement. Mrs. F. Villiers [P.].  
 2. Laid in confinement (*Colonel Fagan*). Crowley Bequest.  
 1. Elgeyu, B.E. Africa, 11th July. F. J. Jackson, Esq. [C.].  
 8. Witu, B.E. Africa, 10th May. F. J. Jackson, Esq. [C.].

**Uræginthus angolensis** (*Lin.*).

*Estrilda angolensis*, *Sharpe, Cat. Birds B. M.* xiii. p. 402 (1890); *Stark, Fauna S. Afr., Birds*, i. p. 102 (1900); *Symonds, J. S. Afr. Orn. U.* ii. p. 28 (1906); *Neave (nec Reichenow, 1902), Mem. Lit. Phil. Soc. Manchester*, li. no. 10, p. 95 (1907).

*Uræginthus bengalus angolensis*, *Reich. Vög. Afr.* iii. p. 209 (1904).

*Uræginthus angolensis*, *Shelley, Birds Afr.* iv. p. 182 (1905); *Sharpe, Hand-l.* v. p. 457 (1909).

Two eggs of the Angola Cordon-bleu measure respectively:  $\cdot 6$  by  $\cdot 42$ , and  $\cdot 57$  by  $\cdot 4$ .

1. Petanke, N.E. Rhodesia, 2nd March. S. A. Neave, Esq. [C.].  
 1. East Coast of Natal, 26th Nov. G. A. K. Marshall, Esq. [P.].

**Uræginthus damarensis**, *Reichenow*.

*Mariposa cyanogastra*, *Gurney, in Anderss. Birds Damaral.* p. 179 (1872).

*Uræginthus bengalus damarensis*, *Reich. Vög. Afr.* iii. p. 209 (1904).

*Uræginthus damarensis*, *Sharpe, Hand-l.* v. p. 457 (1909).

Two eggs of the Damaraland Cordon-bleu measure respectively: .55 by .45, and .52 by .42.

2 (out of 4). Ondonga, Orampoland, Crowley Bequest.

29th Mar. (*C. J. Andersson* :

*Tristram Coll.*).

Genus **SPOROPIPES**, *Cabanis*.**Sporopipes squamifrons** (*Smith*).

(Plate XIV. figs. 10 & 12.)

*Sporopipes squamifrons*, *Gurney, in Anderss. Birds Damaral.* p. 177 (1872); *Sharpe, ed. Layard's Birds S. Afr.* p. 451 (1875-84); *id., Cat. Birds B. M.* xiii. p. 407 (1890); *Kuschel, J. f. O.* 1895, p. 336; *Stark, Fauna S. Afr., Birds*, i. p. 86 (1900); *Reich. Vög. Afr.* iii. p. 16 (1904); *Shelley, Birds Afr.* iv. p. 298 (1905); *Roberts, J. S. Afr. Orn. U.* ii. p. 11 (1906); *Sharpe, Hand-l.* v. p. 457 (1909).

Four eggs of the Scaly-fronted Weaver-bird are of a slightly pointed oval form and devoid of gloss. In three the ground-colour is pale greenish-white heavily blotched over the greater part of the shell with ash-brown and dull lilac; with a few scattered spots and twisted serawls of darker brown. In the fourth the ground-colour is pale blue heavily mottled and clouded, especially about the larger end, with dark lilac-grey with rather indistinct and blurred umber-brown spots and markings round the middle. They measure respectively: .65 by .46; .63 by .46; .61 by .45; .6 by .43.

1. Bloemfontein, O.R.C. (*B. Horsk-brugh*). Hon. J. A. Bucknill [P.].

3. Potchefstroom, Transvaal, Oct. Crowley Bequest.  
(*T. Ayres: Tristram Coll.*).

Genus **MALIMBUS**, *Vieill.***Malimbus rubricollis** (*Swains.*).

*Malimbus rubricollis*, *Sharpe, Cat. Birds B. M.* xiii. p. 478 (1890); *Reich. Vög. Afr.* iii. p. 19 (1904); *Shelley, Birds Afr.* iv. p. 346 (1905); *Sharpe, Hand-l.* v. p. 460 (1909); *Nehrk. Kat. Eiersamm.* p. 335 (1910).

An egg of Swainson's Malimbe is of a regular oval shape, slightly pointed at one end, and devoid of gloss. It is uniform pale blue, and measures .86 by .61.

1. Senegambia (*Tristram Coll.*). Crowley Bequest.

Genus **SYCOBROTUS**, *Cabanis*.**Sycobrotus gregalis** (*Licht.*).

(Plate XIV. fig. 13.)

- Sycobrotus bicolor*, *Sharpe, ed. Layard, Birds S. Afr.* p. 432 (1875-84)  
*Sharpe (nec Vieill.), Cat. Birds B. M.* xiii. p. 422 (1890); *Stark,*  
*Fauna S. Afr., Birds*, i. p. 72 (1900); *Sparrow, J. S. Afr. Orn. U.*  
 i. p. 9 (1905); *Nehrke, Kat. Eiersamml.* p. 336 (1910).  
*Ploceus gregalis*, *Reich. Vög. Afr.* iii. p. 32 (1904).  
*Sycobrotus gregalis*, *Shelley, Birds Afr.* iv. p. 306 (1905); *Sharpe, Hand-l.*  
 v. p. 463 (1909).

Twelve eggs of the Black-backed Weaver-bird differ but little in colour, shape, and markings. They are of a rather long oval shape, with little or no gloss. The ground-colour is pale blue or pale greenish-blue, profusely spotted all over the shell with light red and lilac-grey, the markings varying from the size of a pin's head to minute dots. They vary in length from '85 to '91, and in breadth from '6 to '62.

- |   |                        |
|---|------------------------|
| 3. Blaauw Krantz, Cape Colony, Dec.             | B. E. Jupp, Esq. [C.]. |
| ( <i>L. Palmer</i> ).                           |                        |
| 1. Blaauw Krantz, 11th Dec.                     | B. E. Jupp, Esq. [C.]. |
| 4. Blaauw Krantz, Jan. ( <i>L. P.</i> ).        | B. E. Jupp, Esq. [C.]. |
| 1. Blaauw Krantz, 2nd Jan. ( <i>L. P.</i> ).    | B. E. Jupp, Esq. [C.]. |
| 3. Howieson's Poort, near Grahamstown, 3rd Dec. | B. E. Jupp, Esq. [C.]. |

Genus **OTHYPHANTES**, *Shelley*.**Othyphantes reichenowi** (*Fischer*).

(Plate XIV. fig. 9.)

- Heterhyphantes reichenowi*, *Sharpe, Cat. Birds B. M.* xiii. p. 418  
 (1890).  
*Ploceus reichenowi*, *Reich. Vög. Afr.* iii. p. 28 (1904).  
*Othyphantes reichenowi*, *Shelley, Birds Afr.* iv. p. 451 (1905); *Sharpe,*  
*Hand-l.* v. p. 465 (1909).

The eggs of Reichenow's Weaver-Finch are of a rather long oval form and devoid of gloss. The ground is pale pinkish white, with small blotches and spots of light red and lilac-grey scattered over the entire shell, but rather more numerous towards the larger end. They measure respectively: '89 by '6, and '85 by '6.

- |                                    |                           |
|------------------------------------|---------------------------|
| 2. Busoga, B. E. Africa, 10th May. | F. J. Jackson, Esq. [C.]. |
|------------------------------------|---------------------------|

Genus **HETERHYPHANTES**, *Sharpe*.**Heterhyphantes melanoxanthus** (*Cab.*).

*Heterhyphantes melanoxanthus*, *Sharpe, Cat. Birds B. M.* xiii. p. 416 (1890); *Shelley, Birds Afr.* iv. p. 383 (1905); *Sharpe, Hand-l.* v. p. 467 (1909); *Nehrke, Kat. Eiersamml.* p. 336 (1910).  
*Symplectes melanoxanthus*, *Kuschel, J. f. O.* 1895, p. 334.  
*Ploceus melanoxanthus*, *Reich. Vög. Afr.* iii. p. 43 (1904).

Two eggs of Cabanis' Black-and-Yellow Weaver-Finch are of a rather long pointed oval form and devoid of gloss. The ground is white, blotched and spotted almost entirely towards the larger end with dull purplish-red and lilac-grey. They measure respectively: .83 by .55, and .80 by .55.

2. Witu, B.E. Africa.

Crowley Bequest.

**Heterhyphantes nigricollis** (*Vieill.*).

(Plate XIV. figs. 14 & 15.)

*Heterhyphantes nigricollis*, *Sharpe, Cat. Birds B. M.* xiii. p. 415 (1890); *Shelley, Birds Afr.* iv. p. 381 (1905); *Sharpe, Hand-l.* v. p. 467 (1909).  
*Symplectes nigricollis* (*Vieill.*), *Kuschel, J. f. O.* 1895, p. 335.  
*Ploceus nigricollis*, *Reich. Vög. Afr.* iii. p. 44 (1904).

One egg of Vieillot's Black-and-Yellow Weaver-Finch is of a somewhat elongate oval shape and slightly glossy. The ground-colour is pale greenish-blue, with small and rather blurred spots of reddish-brown and faint violet-grey scattered all over the shell, but rather more numerous towards the larger end. It measures .85 by .58.

Two eggs collected by Mr. Bates have the ground pinkish-white, and are finely freckled all over with small spots and dots of pale light red and lilac-grey, the markings being most numerous at the larger end. They measure respectively: .83 by .6, and .75 by .58.

- 1 (from clutch of 3). N'Dallo Tando, Dr. W. J. Ansorge [C].  
N. Angola, 21st Dec.
2. Bite, River Ja, Cameroon, 22nd G. L. Bates, Esq. [C].  
May.

Genus **HYPHANTURGUS**, *Cabanis*.**Hyphanturgus ocularius** (*Smith*).

(Plate XIV. figs. 18, 19, & 20.)

*Ploceus ocularius*, *Gurney, Ibis*, 1862, p. 37; *Reich. Vög. Afr.* iii. p. 45 (1904).



- Hyphanturgus ocularius*, *Sharpe, ed. Layard, Birds S. Afr.* p. 435 (1875-84); *Shelley, Birds Afr.* iv. p. 385 (1905); *Sharpe, Hand-l.* v. p. 467 (1909); *Nehrk. Kat. Eiersamml.* p. 336 (1910).
- Sitagra ocularia*, *Sharpe, Cat. Birds B. M.* xiii. p. 427 (1890); *Stark, Fauna S. Afr., Birds*, i. p. 66 (1900); *Sparrow, J. S. Afr. Orn. U.* i. p. 9, pl. i. (1905).
- Symplectes ocularius*, *Kuschel, J. f. O.* 1895, p. 334.

Eggs of Smith's Weaver-bird are of a rather long and somewhat pointed oval form. The ground is white, pinkish-white, pale greenish-white, or very pale blue, and generally spotted more or less all over the shell with dull maroon or pale brown and purplish-grey. They vary from .8 to .96 in length, and from .58 to .61 in breadth.

- |   |                                      |
|---|--------------------------------------|
| 2. Natal.   | T. Ayres, Esq. [C.].                 |
| 3. Durban, Natal, Nov.                              | Major R. Sparrow [E.].               |
| 3. Durban, Nov.                                     | Major R. Sparrow [E.].               |
| 3. Durban, Nov.                                     | Major R. Sparrow [E.].               |
| 3. South Africa.                                    | Crowley Bequest.                     |
| 2. Grahamstown, Cape Colony, Oct.                   | W. Radeliffe Saunders, Esq.<br>[P.]. |
| 1. Blaauw Krantz, Cape Colony, Nov.<br>(L. Palmer). | B. E. Jupp, Esq. [C.].               |

### *Hyphanturgus brachypterus* (Swains.).

- Sitagra brachyptera*, *Sharpe, Cat. Birds B. M.* xiii. p. 429 (1890).
- Symplectes brachypterus*, *Kuschel, J. f. O.* 1895, p. 334.
- Ploceus ocularius brachypterus*, *Reich. Vög. Afr.* iii. p. 47 (1904).
- Hyphanturgus brachypterus*, *Shelley, Birds Afr.* iv. p. 389 (1905); *Sharpe, Hand-l.* v. p. 468 (1909); *Nehrk. Kat. Eiersamml.* p. 336 (1910).

Four eggs of Swainson's Spectacled Weaver-Finch are of a rather long oval shape and devoid of gloss. They vary much in colour and markings. The ground is very pale greenish-blue or white; two of the eggs are rather thickly and finely spotted with light red and lilac; another has a few rather distinct scattered reddish-brown spots, mostly towards the larger end; the fourth is white with a few faint smudges of umber. Three eggs measure respectively: .9 by .63; .81 by .6; and .8 by .6.

- |   |                         |
|---|-------------------------|
| 1. Senegambia ( <i>Tristram Coll.</i> ).    | Crowley Bequest.        |
| 1. Gannal, Portuguese Guinea, 15th<br>July. | Dr. W. J. Ansorge [C.]. |
| 2. Gannal, 27th July.                       | Dr. W. J. Ansorge [C.]. |

### *Hyphanturgus aurantius* (Vieill.).

(Plate XIV. figs. 16, 17, & 21.)

- Hyphantornis aurantius*, *Sharpe, Cat. Birds B. M.* xiii. p. 444 (1890).
- Ploceus aurantius*, *Reich. Vög. Afr.* iii. p. 49 (1904).

*Xanthophilus aurantius*, *Shelley, Birds Afr.* iv. p. 472 (1905).

*Hyphanturgus aurantius*, *Sharpe, Hand-l.* v. p. 468 (1909); *Nehr. Kat. Eiersamml.* p. 337 (1910).

Ten eggs of the Orange Weaver-Finch taken by Mr. Jackson at Entebbe are of a rather long oval shape and without gloss. They present two different types of coloration. In one clutch the ground is pale blue, rather thickly marked all over with spots and small blotches of dull purplish and lilac. In the other four clutches the ground, which is mostly obscured, varies from pale greenish-buff to greyish, and is more or less densely clouded or blotched and spotted with purplish or dull chestnut and lilac. Some have the markings more or less clearly defined, in others they are suffused. They vary in length from .85 to .9, and in width from .55 to .59.

2. Entebbe, 13th Jan.	F. J. Jackson, Esq. [C.]
2. Entebbe, 13th Jan.	F. J. Jackson, Esq. [C.]
2. Entebbe, 13th Jan.	F. J. Jackson, Esq. [C.]
2. Entebbe, 6th Feb.	F. J. Jackson, Esq. [C.]
2. Entebbe, 24th Feb.	F. J. Jackson, Esq. [C.]

### Genus *MELANOPTERYX*, *Reichenow*.

#### *Melanopteryx nigerrima* (*Vicill.*).

*Melanopteryx nigerrima*, *Sharpe, Cat. Birds B. M.* xiii. p. 476 (1890); *Shelley, Birds Afr.* iv. p. 362 (1905); *Sharpe, Hand-l.* v. p. 469 (1909); *Nehr. Kat. Eiersamml.* p. 337 (1910).

*Hyphantornis nigerrima*, *Kuschel, J. f. O.* 1895, p. 334.

*Ploceus nigerrimus*, *Reich. Vög. Afr.* iii. p. 50 (1904).

Eggs of Vieillot's Black Weaver-Finch vary in shape from a long pointed oval to a rather wide pointed oval, one egg being pointed at both ends. They are without gloss, and vary in colour from a uniform very pale blue to pale blue. They vary in length from .82 to 1.03, and in breadth from .58 to .68.

2. Entebbe, Uganda, 13th Jan.	F. J. Jackson, Esq. [C.]
2. Entebbe, 13th Jan.	F. J. Jackson, Esq. [C.]
2. Entebbe, 13th Jan.	F. J. Jackson, Esq. [C.]
2. Entebbe, 18th Feb.	F. J. Jackson, Esq. [C.]
2. Entebbe, 19th Feb.	F. J. Jackson, Esq. [C.]
2. Entebbe, 19th Feb.	F. J. Jackson, Esq. [C.]
2. Entebbe, 19th Feb.	F. J. Jackson, Esq. [C.]
2. Entebbe, 19th Feb.	F. J. Jackson, Esq. [C.]
2. Entebbe, 24th Feb.	F. J. Jackson, Esq. [C.]
2. Entebbe, 24th Feb.	F. J. Jackson, Esq. [C.]
3. Entebbe, 4th March.	F. J. Jackson, Esq. [C.]
3. Entebbe, 4th March.	F. J. Jackson, Esq. [C.]
2. Entebbe, 4th March.	F. J. Jackson, Esq. [C.]
2. Entebbe, 9th March.	F. J. Jackson, Esq. [C.]
1. Bimbi, Cameroon, 12th Dec.	Crowley Bequest.

**Melanopteryx castaneofusca** (*Less.*).

- Cinnamopteryx castaneofusca*, *Sharpe, Cat. Birds B. M.* xiii. p. 472 (1890); *Shelley, Birds Afr.* iv. p. 357 (1905).  
*Hyphantornis castaneofusca*, *Kuschel, J. f. O.* 1895, p. 334.  
*Ploceus castaneofuscus*, *Reich. Vög. Afr.* iii. p. 53 (1904).  
*Melanopteryx castaneofusca*, *Sharpe, Hand-l.* v. p. 470 (1909); *Nchrk. Kat. Eiersamml.* p. 337 (1910).

Two eggs of the Chestnut-and-Black Weaver-Finch, laid in captivity, are of a rather long pointed oval form and slightly glossy. One is pale blue, the other pale bluish-white, without any markings. They measure respectively: 1.0 by .66, and .98 by .68.

2. Laid in captivity (*Dr. Kutter*). Crowley Bequest.

**Melanopteryx rubiginosa** (*Rüpp.*).

- Cinnamopteryx rubiginosa*, *Sharpe, Cat. Birds B. M.* xiii. p. 473 (1890).  
*Ploceus rubiginosus*, *Reich. Vög. Afr.* iii. p. 55 (1904).  
*Hyphantornis rubiginosus*, *Shelley, Birds Afr.* iv. p. 432 (1905).  
*Melanopteryx rubiginosa*, *Sharpe, Hand-l.* v. p. 470 (1909).

Seven eggs of Rüppell's Chestnut Weaver-Finch vary from a regular oval to a rather pointed oval shape, and are slightly glossy. They are uniform pale bright blue or deeper blue tinged with greyish. They vary in length from .83 to .88, and in width from .56 to .65.

4. Njemps, Lake Baringo, 13th July. F. J. Jackson, Esq. [C].  
 3. Njemps, 13th July. F. J. Jackson, Esq. [C].

Genus **HYPHANTORNIS**, *Gray*.**Hyphantornis femininus**, *Grant*.

(Plate XV. figs. 2 & 3.)

- Hyphantornis abyssinicus*, *Shelley, Birds Afr.* iv. p. 429 (1905) [part.].  
*Ploceus abyssinicus*, *Reich. Vög. Afr.* iii. p. 57 (1904) [part.].  
*Hyphantornis femininus*, *Grant, Bull. B. O. C.* xxi. p. 15 (1907); *Sharpe, Hand-l.* v. p. 470 (1909); *Grant, Trans. Zool. Soc.* xix. p. 277 (1910).

Thirteen eggs of the Uganda Black-and-Yellow Mantled Weaver-Finch are all of a rather long pointed oval shape and have little or no gloss. The ground varies from white to pale greenish-white, greenish-blue, and pale blue. Some examples are uniform or nearly so, others are more or less profusely marked with small spots and sometimes small blotches of reddish-lilac or reddish-brown and pale lavender-grey. They vary in length from .90 to .98, and in width from .59 to .65.

- |                                |                           |
|--------------------------------|---------------------------|
| 2. Elgeyu, Kamasia Mts., B. E. | F. J. Jackson, Esq. [C.]. |
| Africa, 9th July.              |                           |
| 2. Elgeyu, 11th July.          | F. J. Jackson, Esq. [C.]. |
| 3. Entebbe, Uganda, 7th Feb.   | F. J. Jackson, Esq. [C.]. |
| 2. Entebbe, 7th Feb.           | F. J. Jackson, Esq. [C.]. |
| 2. Entebbe, 7th Feb.           | F. J. Jackson, Esq. [C.]. |
| 2. Entebbe, 9th March.         | F. J. Jackson, Esq. [C.]. |

### *Hyphantornis cucullatus* (Mill.).

*Hyphantornis cucullatus*, *Sharpe, Cat. Birds B. M.* xiii. p. 451 (1890); *Rendall, Ibis*, 1892, p. 219; *Kuschel, J. f. O.* 1895, p. 332; *Shelley, Birds Afr.* iv. p. 423 (1904); *Sharpe, Hand-l.* v. p. 471 (1909); *Nehrck, Kat. Eiersamml.* p. 337 (1910).

*Ploceus cucullatus*, *Reich. Vög. Afr.* iii. p. 59 (1904).

Seven eggs of the Hooded Weaver-Finch are of a sharply-pointed oval shape and without gloss. The ground varies from white to cream-colour, pale bluish- or greenish-white. Some examples are nearly uniform, others finely spotted and freckled, more so at the larger end than elsewhere, with umber, pale chestnut or maroon, and underlying dull purple. They vary in length from ·87 to ·95, and in width from ·55 to ·61.

- |  |                        |
|--|------------------------|
| 4. West Africa.                        | Crowley Bequest.       |
| 1. River Gambia, W. Africa, 11th July. | Dr. P. Rendall [P.].   |
| 2. Gambia. (Laid in captivity.)        | Dr. E. Hopkinson [P.]. |

### *Hyphantornis nigriceps*, *Layard*.

*Hyphantornis nigriceps*, *Sharpe, ed. Layard, Birds S. Afr.* p. 436 (1875-84); *id., Cat. Birds B. M.* xiii. p. 456 (1890); *Kuschel, J. f. O.* 1895, p. 332; *Stark, Fauna S. Afr., Birds*, i. p. 56 (1900); *Shelley, Birds Afr.* iv. p. 419 (1905); *Sharpe, Hand-l.* v. p. 471 (1909); *Nehrck, Kat. Eiersamml.* p. 337 (1910).

*Ploceus nigriceps*, *Reich. Vög. Afr.* iii. p. 62 (1904).

Three eggs of the Black-headed Weaver-Finch are of a rather pointed oval shape and somewhat glossy. The ground is pale blue or pale greenish-blue; one is without any markings; the other two are freckled all over with small spots and dots of pinkish-brown or umber-brown and lavender-grey. They measure respectively: ·89 by ·62; ·93 by ·62; and ·92 by ·58.

- |                |                  |
|----------------|------------------|
| 1. Zanzibar.   | Crowley Bequest. |
| 1. Zanzibar.   | Crowley Bequest. |
| 1. [Zanzibar.] | Crowley Bequest. |

### *Hyphantornis spilonotus* (Vig.).

*Ploceus spilonotus*, *Gurney, Ibis*, 1860, p. 212; *Reich. Vög. Afr.* iii. p. 64 (1904).

*Hyphantornis spilonotus*, *Sharpe, ed. Layard, Birds S. Afr.* p. 437

(1875-84); *Sharpe, Cat. Birds B. M.* xiii. p. 468 (1890); *Kuschel, J. f. O.* 1895, p. 331; *Stark, Fauna S. Afr., Birds*, i. p. 60 (1900); *Shelley, Birds Afr.* iv. p. 416 (1905); *Sharpe, Hand-l.* v. p. 471 (1909); *Nehrk. Kat. Eiersamml.* p. 337 (1910).

Eggs of the Spotted backed Weaver-Finch vary from a regular oval to an elongate narrow oval shape, and are without gloss. They are of two distinct types: those with the ground greenish-blue and those with the ground white. Each type is either plain or profusely freckled all over with small blotches or very small spots of pale purplish-red and lilac. They vary in length from .88 to 1.03, and in width from .63 to .67.

- |   |                        |
|---|------------------------|
| 21. Blaauw Krantz, Cape Colony,<br>Jan. ( <i>L. Palmer</i> ). | B. E. Jupp, Esq. [C.]. |
| 3. Natal.   | T. Ayres, Esq. [C.].   |
| 2. Stanger, Natal, 21st Oct.                                  | Major R. Sparrow [E.]. |
| 2. Stanger, 21st Oct.   | Major R. Sparrow [E.]. |
| 2. Stanger, 21st Oct.   | Major R. Sparrow [E.]. |
| 2. Stanger, 22nd Oct.   | Major R. Sparrow [E.]. |
| 2. Stanger, 22nd Oct.   | Major R. Sparrow [E.]. |
| 1. Pondoland.   | Crowley Bequest.       |

### Genus SITAGRA, *Reichenb.*

#### *Sitagra aliena*, *Sharpe*.

*Sitagra aliena*, *Sharpe, Bull. B. O. C.* xiii. p. 21 (1902); *Sharpe, Hand-l.* v. p. 472 (1909); *Ogilvie-Grant, Trans. Zool. Soc.* xix. p. 279, pl. xix. fig. 18 (1910).

*Ploceus alienus*, *Reich. Vög. Afr.* iii. p. 68 (1904).

*Hyphanturgus alienus*, *Shelley, Birds Afr.* iv. p. 392 (1905).

Two eggs of the Alien Weaver-Finch are of a long oval shape and devoid of gloss. The ground is creamy-white, thickly speckled with brick-red and with a few underlying spots of lavender-grey. They measure respectively: .93 by .58; and .88 by .59.

- |  |  |
|--|--|
| 2. Mubuku Valley, E. Ruwenzori,<br>6000 ft., 23rd Jan. ( <i>D. Car-</i><br><i>ruthers</i> ). | Subscribers to the Ruwenzori<br>Exped. [P.]. |
|--|--|

#### *Sitagra jacksoni*, *Shelley*.

*Hyphantornis dimidiatus*, *Sharpe (nec Antin. & Salvad.)*, *Cat. Birds B. M.* xiii. p. 459 (1890).

*Ploceus jacksoni*, *Shelley, Ibis*, 1888, p. 293; *Reich. Vög. Afr.* iii. p. 68 (1904).

*Hyphantornis jacksoni*, *Kuschel, J. f. O.* 1895, p. 333; *Shelley, Birds Afr.* iv. p. 435 (1905); *Ogilvie-Grant, Trans. Zool. Soc.* xix. p. 276, pl. xix. figs. 2 & 4 (1910).

*Sitagra jacksoni*, *Sharpe, Hand-l.* v. p. 472 (1909); *Nehrk. Kat. Eiersamml.* p. 337 (1910).

Eggs of Jackson's Golden-backed Weaver-Finch are of a blunt

oval form and devoid of gloss. The ground is pale greenish-blue, in one instance creamy-white, and the markings are of three different types: (1) finely and closely freckled all over with dull purplish-brown and lilac-grey; (2) thickly blotched and spotted with the same colours, the markings being concentrated towards the larger end and forming a more or less irregular cap; (3) rather sparingly marked with distinct rounded spots, marks, and blotches of deep chocolate-brown and pale lilac. They vary from .76 to .86 in length, and from .55 to .58 in breadth.

3. Entebbe, Uganda, March.	F. J. Jackson, Esq. [C.].
2. Entebbe, March.	F. J. Jackson, Esq. [C.].
2. Entebbe, March.	F. J. Jackson, Esq. [C.].
2. Entebbe, March.	F. J. Jackson, Esq. [C.].
2. Entebbe, March.	F. J. Jackson, Esq. [C.].
2. Elgeyu, Kamassia Mts., B. E. Africa, 3rd March.	F. J. Jackson, Esq. [C.].
2. Elgeyu, 11th July.	F. J. Jackson, Esq. [C.].
6. Elgeyu, 14th August.	F. J. Jackson, Esq. [C.].
2. Elgeyu, 14th August.	F. J. Jackson, Esq. [C.].
2. Elgeyu, 14th August.	F. J. Jackson, Esq. [C.].
2. Elgeyu, 14th August.	F. J. Jackson, Esq. [C.].
4. Witu, B. E. Africa ( <i>Dr. Fischer</i> ).	Crowley Bequest.

#### *Sitagra dimidiata*, *Antin. & Salvad.*

- Hyphantornis dimidiatus*, *Antin. & Salvad. Atti R. Acad. Torino*, 1873, p. 360; *Shelley, Birds Afr.* iv. p. 436 (1905).  
*Hyphantornis fischeri*, *Sharpe, Cat. Birds B. M.* xiii. p. 458 (1890); *Kuschel, J. f. O.* 1895, p. 332.  
*Ploceus fischeri*, *Reich. Vög. Afr.* iii. p. 70 (1904).  
*Sitagra dimidiata*, *Sharpe, Hand-l.* v. p. 472 (1909).  
*Sitagra fischeri*, *Sharpe, Hand-l.* v. p. 472 (1909); *Nehrck. Kat. Eiersamml.* p. 338 (1910).

Eggs of Fischer's Weaver-Finch are stated by Nehrckorn to display the same amount of variation as those of *S. jacksoni* described above. The only specimen in the Collection has the ground greenish-blue, and is densely and rather faintly freckled all over with pale umber and grey. It measures .77 by .55.

I. East Africa.

Crowley Bequest.

#### *Sitagra melanocephala* (*Linn.*).

- Hyphantornis melanocephalus*, *Sharpe, Cat. Birds B. M.* xiii. p. 457 (1890); *Rendall, Ibis*, 1892, p. 220; *Shelley, Birds Afr.* iv. p. 439 (1905).  
*Ploceus melanocephalus*, *Reich. Vög. Afr.* iii. p. 71 (1904).  
*Sitagra melanocephala*, *Sharpe, Hand-l.* v. p. 472 (1909); *Nehrck. Kat. Eiersamml.* p. 338 (1910).

Three eggs of the Black-headed Weaver-Finch are of a narrow elongate oval shape, somewhat glossy, and of three distinct types of

coloration. One is olive-green in colour, another is pale chestnut-brown, and a third is pinkish-buff. They measure respectively  $\cdot 78$  by  $\cdot 55$ ;  $\cdot 79$  by  $\cdot 55$ ; and  $\cdot 86$  by  $\cdot 54$ .

3. River Gambia, W. Africa, 4th Aug. Dr. P. Rendall [P.].

### *Sitagra intermedia* (Rüpp.).

*Hyphantornis intermedius*, Sharpe, *Cat. Birds B. M.* xiii. p. 460 (1890); *Shelley, Birds Afr.* iv. p. 401 (1905) [part.]; *Ogilvie-Grant, Trans. Zool. Soc.* xix. p. 276 (1910).

*Hyphantornis cabanisi*, *Kuschel, J. f. O.* 1895, p. 333.

*Ploceus cabanisi*, *Reich. Vög. Afr.* iii. p. 73 (1904) [part.].

*Sitagra cabanisi*, *Sharpe, Hand-l.* v. p. 473 (1909) [part.]; *Nehr. Kat. Eiersamml.* p. 338 (1910).

Two eggs of Cabanis's Weaver-Finch are of a long pointed oval form, devoid of gloss and pure white. They measure respectively  $\cdot 82$  by  $\cdot 55$ ; and  $\cdot 85$  by  $\cdot 56$ .

1. Zanzibar, B. E. Africa. Crowley Bequest.  
1. Witu, B. E. Africa (*Dr. Fischer*). Crowley Bequest.

### *Sitagra pelzelni* (Hartl.).

*Icteropsis pelzelni*, *Sharpe, Cat. Birds B. M.* xiii. p. 410 (1890).

*Sitagra pelzelni*, *Kuschel, J. f. O.* 1895, p. 331; *Shelley, Birds Afr.* iv. p. 394 (1905); *Sharpe, Hand-l.* v. p. 473 (1909); *Nehr. Kat. Eiersamml.* p. 338 (1910).

*Ploceus pelzelni*, *Reich. Vög. Afr.* iii. p. 75 (1904).

Eggs of Pelzel's Slender-billed Weaver-Finch vary from a regular to a rather long and somewhat pointed oval shape. They are devoid of gloss and pure white. They vary in length from  $\cdot 7$  to  $\cdot 75$ , and in width from  $\cdot 51$  to  $\cdot 56$ .

2. Entebbe, Uganda, 2nd Feb. F. J. Jackson, Esq. [C.].  
2. Entebbe, 16th Feb. F. J. Jackson, Esq. [C.].  
2. Entebbe, 3rd March. F. J. Jackson, Esq. [C.].  
3. Entebbe. F. J. Jackson, Esq. [C.].  
2. Entebbe. F. J. Jackson, Esq. [C.].  
2. Entebbe. F. J. Jackson, Esq. [C.].  
2. Entebbe. F. J. Jackson, Esq. [C.].

### *Sitagra luteola* (Licht.).

*Sitagra luteola*, *Sharpe, Cat. Birds B. M.* xiii. p. 45 (1890); *Kuschel, J. f. O.* 1895, p. 331; *Shelley, Birds Afr.* iv. p. 397 (1905); *Sharpe, Hand-l.* v. p. 474 (1909); *Nehr. Kat. Eiersamml.* p. 338 (1910).

*Ploceus luteolus*, *Reich. Vög. Afr.* iii. p. 76 (1904).

An egg of Lichtenstein's Slender-billed Weaver-Finch is of a

regular oval shape, slightly glossy, and pure white. It measures .75 by .55.

1. Lado (*Emin Pasha: Nehr-korn Crowley Bequest. Coll.*).

### Sitagra velata (Vieill.).

*Hyphantornis mariquensis*, Ayres, *Ibis*, 1873, p. 284; *Bucknill & Grön-vold, J. S. Afr. Orn. U* ii. p. 5, pl. i. figs. 7-16 (1906).

*Hyphantornis velatus*, Sharpe, ed. Layard, *Birds S. Afr.* p. 439 (1875-84); *Butler, Feilden & Reid, Zool.* 1882, p. 257; *Ayres, Ibis*, 1885, p. 345; *Sharpe, Cat. Birds B. M.* xiii. p. 464 (1890); *Kuschel, J. f. O.* 1895, p. 333; *Stark, Fauna S. Afr., Birds*, i. p. 58 (1900); *Haagner, Ibis*, 1901, p. 16; *Shelley, Birds Afr.* iv. p. 404 (1905).

*Ploceus velatus*, *Reich. Vog. Afr.* iii. p. 78 (1904).

*Sitagra velata*, *Sharpe, Hand-l.* v. p. 474 (1909); *Nehr-k. Kat. Eiersamml.* p. 338 (1910).

A large series of eggs of the Black-fronted Weaver-Finch vary greatly in shape, size, and coloration. They are mostly lengthened ovals, some pointed sharply at one end, others blunt, and not a few specimens are cylindrical, with the two ends quite similar. The following types of coloration occur: white with a few extremely minute brown specks; cream-colour, spotted and mottled with chestnut-brown and pale purple; cream-colour, marked with rich chestnut, chocolate-brown, and purple; light green, densely marked with minute specks and some spots of chestnut-brown and pale purple; greenish-blue, boldly blotched with chestnut and pale purple; blue, distinctly spotted with chestnut, chocolate, and purple. Specimens intermediate between any two of these types are also to be found. They vary from .75 to 1.05 in length, and from .45 to .68 in breadth.

- |   |   |
|---|---|
| 2. South Africa.                                      | E. L. Layard, Esq. [P.].                      |
| 2. South Africa.                                      | E. L. Layard, Esq. [P.].                      |
| 4. South Africa.                                      | E. L. Layard, Esq. [P.].                      |
| 1. Natal.   | T. Ayres, Esq. [C.].                          |
| 3. Natal.   | T. Ayres, Esq. [C.].                          |
| 3. Natal.   | T. Ayres, Esq. [C.].                          |
| 5. Natal.   | T. Ayres, Esq. [C.].                          |
| 2. Natal.   | T. Ayres, Esq. [C.].                          |
| 4. Natal.   | T. Ayres, Esq. [C.].                          |
| 11. Natal.  | T. Ayres, Esq. [C.].                          |
| 4. Natal, Nov.  | Capt. Savile G. Reid [P.].                    |
| 2. Natal, Nov.  | Capt. Savile G. Reid [P.].                    |
| 2. Natal, Nov.  | Capt. Savile G. Reid [P.].                    |
| 1. Natal, Nov.  | Capt. Savile G. Reid [P.].                    |
| 3. Grahamstown ( <i>Tristram Coll.</i> ).             | Crowley Bequest.                              |
| 5. Nels Poort ( <i>T. Atmore: Tristram Coll.</i> ).   | Crowley Bequest.                              |
| 3. Deelfontein, 20th Nov. ( <i>C. II. B. Grant</i> ). | Col. A. T. Sloggett [P.].                     |
| 3. Kuruman, 19th Dec.                                 | R. B. Woosnam and<br>R. E. Dent, Esqrs. [C.]. |



- |  |   |
|--|---|
| 2. Kuruman, 19th Dec.  | R. B. Woosnam and<br>R. E. Dent, Esqrs. [C.]. |
| 2. Kuruman, 20th Dec.  | R. B. Woosnam and<br>R. E. Dent, Esqrs. [C.]. |
| 1. Kuruman, 3rd Feb.   | R. B. Woosnam and<br>R. E. Dent, Esqrs. [C.]. |
| 1. Kroonstad, Orange River Colony,<br>17th Nov.  | Major R. Sparrow [E.].                        |
| 3. Kroonstad, O. R. C., 1st Dec.   | Major R. Sparrow [E.].                        |
| 9. Transvaal ( <i>T. Ayres: Tristram<br/>Coll.</i> ).                                    | Crowley Bequest.                              |
| 1. Transvaal ( <i>T. A.: Tristram Coll.</i> ).   | Crowley Bequest.                              |
| 5. Johannesburg, Dec.  | C. C. Roberts, Esq. [P.].                     |
| 4. Crocodile River, 20 miles west<br>of Pretoria, Dec. ( <i>C. B. Hors-<br/>brugh</i> ). | J. A. Bucknill, Esq. [P.].                    |

### Sitagra auricapilla, Swains.

(Plate XV. fig. 1.)

- Hyphantornis velatus, *Gurney (nec Vieill.)*, in *Andersson's Birds Damaraland*, p. 169 (1872); *Sharpe, Cat. Birds B. M.* xiii. p. 464 (1890); *Stark, Fauna S. Afr.*, *Birds*, i. p. 58 (1900) [part.].
- Ploceus auricapillus, *Reich. Vög. Afr.* iii. p. 79 (1904).
- Hyphantornis tahatali, *Shelley, Birds Afr.* iv. p. 408 (1905).
- Sitagra auricapilla, *Sharpe, Hand-l.* v. p. 474 (1909).

Eggs of the Damaraland Black-fronted Weaver-Finch are indistinguishable from those of *S. velata*, the same varieties as those described above being found among the series.

- |  |                  |
|--|------------------|
| 13. Damaraland ( <i>C. J. Andersson:<br/>Tristram Coll.</i> ).                 | Crowley Bequest. |
| 2. Ondongo, Ovampoland, 12th<br>March ( <i>C. J. A.: Tristram<br/>Coll.</i> ). | Crowley Bequest. |
| 2. Ondongo ( <i>C. J. A.: Tristram<br/>Coll.</i> ).                            | Crowley Bequest. |

### Sitagra uluensis (Neumann).

(Plate XV. fig. 4.)

- Hyphantornis vitellinus, *Sharpe (nec Licht.)*, *Ibis*, 1891, p. 254; *Jackson, Ibis*, 1899, p. 616; *Shelley, Birds Afr.* iv. p. 412 (1905) [part.].
- Hyphantornis uluensis, *Neumann, J. f. O.* 1900, p. 282.
- Ploceus vitellinus uluensis, *Reich. Vög. Afr.* iii. p. 82 (1904).
- Sitagra uluensis, *Sharpe, Hand-l.* v. p. 474 (1909).

An egg of the Ulu Weaver-Finch is of a regular oval shape and without gloss. The ground is pale blue, with dots and rounded spots of sepia-brown and lilac, rather larger and more numerous towards the broad end. It measures .74 by .54.

- |   |                           |
|---|---------------------------|
| 1. Kamassia Mts., B. E. Africa, 12th<br>July. | F. J. Jackson, Esq. [C.]. |
|---|---------------------------|

**Sitagra capensis** (*Linn.*).

*Fringilla aurea*, *Thien. Fortypflanz. ges. Vög.* p. 431 (1845-54).

*Fringilla caffra*, *Thien. tom. cit. tab. xxxvi. fig. 8.*

*Hyphanturgus olivaceus*, *Sharpe, ed. Layard, Birds S. Afr.* p. 433 (1875-84) [part.].

*Sitagra capensis*, *Sharpe, Cat. Birds B. M.* xiii. p. 430 (1890); *id., Hand-l.* v. p. 475 (1909); *Nehr. Kat. Eiersamml.* p. 338 (1910).

*Hyphantornis capensis*, *Kuschel, J. f. O.* 1895, p. 331.

*Ploceus capensis*, *Reich. Vög. Afr.* iii. p. 86 (1904).

*Xanthophilus capensis*, *Shelley, Birds Afr.* iv. p. 462 (1905).

Eggs of the Cape Weaver-Finch are of an elongate oval shape, the two ends being much alike. They are devoid of gloss, and of a deep blue colour. They measure from .92 to 1.05 in length, and from .63 to .7 in breadth.

- |  |                                      |
|--|--------------------------------------|
| 4. South Africa.   | W. Radeliffe Saunders, Esq.<br>[P.]. |
| 6. South Africa.   | E. L. Layard, Esq. [P.].             |
| 1. South Africa ( <i>E. L. Layard</i> ).                       | Salvin-Godman Coll.                  |
| 3. South Africa.   | Gould Coll.                          |
| 6. Cape of Good Hope.  | H. F. Walter, Esq. [P.].             |
| 2. Cape of Good Hope ( <i>E. L. L. :<br/>Tristram Coll.</i> ). | Crowley Bequest.                     |

**Sitagra olivacea** (*Hahn*).

*Hyphanturgus olivaceus*, *Sharpe, ed. Layard, Birds S. Afr.* p. 433 (1875-84) [part.].

*Hyphantornis capensis*, *Butler, Feilden & Reid, Zool.* 1882, p. 256.

*Sitagra caffra*, *Sharpe, Cat. Birds B. M.* xiii. p. 431 (1890).

*Sitagra capensis caffra*, *Stark, Fauna S. Afr., Birds.* i. p. 70 (1900).

*Ploceus capensis olivaceus*, *Reich. Vög. Afr.* iii. p. 87 (1904).

*Xanthophilus olivaceus*, *Shelley, Birds Afr.* iv. p. 465 (1905).

*Sitagra olivacea*, *Sharpe, Hand-l.* v. p. 475 (1909).

The eggs of the Natal Weaver-Finch are indistinguishable from those of *S. capensis*.

- |   |                            |
|---|----------------------------|
| 3. Blaauw Krantz, Cape Colony,<br>18th Nov. ( <i>L. Palmer</i> ). | B. E. Jupp, Esq. [C.].     |
| 3. Hards Veldt, Cape Colony, 5th<br>Nov. ( <i>L. P.</i> ).        | B. E. Jupp, Esq. [C.].     |
| 3. Hards Veldt, 5th Nov. ( <i>B. E. J.</i> ).                     | B. E. Jupp, Esq. [C.].     |
| 5. Newcastle, Natal, 13th Jan.                                    | Major R. Sparrow.          |
| 4. Newcastle, 4th Sept.   | Capt. Savile G. Reid [P.]. |
| 3. Natal, Dec.  | Capt. Savile G. Reid [P.]. |
| 3. Transvaal ( <i>T. Ayres : Tristram<br/>Coll.</i> ).            | Crowley Bequest.           |
| 3. Belfast, Transvaal, 3rd Jan.                                   | Capt. W. A. Payn [P.].     |

**Sitagra subaurea** (*Smith*).

(Plate XV, figs. 9 &amp; 10.)

*Hyphantornis subaureus*, *Gurney, Ibis*, 1873, p. 255; *Ayres, Ibis*, 1873, p. 282; *Sharpe, Cat. Birds B. M.* xiii, p. 445 (1890); *Stark, Faun. S. Afr., Birds*, i, p. 63 (1900); *Sparrow, J. S. Afr. Orn. U.* i, p. 9 (1905).

*Ploceus subaureus*, *Reich. Vög. Afr.* iii, p. 90 (1904).

*Xanthophilus subaureus*, *Shelley, Birds Afr.* iv, p. 482 (1905).

*Sitagra subaurea*, *Sharpe, Hand-l.* v, p. 476 (1909); *Nehrck. Kat. Eiersamm.* p. 339 (1910).

The eggs of the Algoa Bay Weaver-Finch are of an elongate pointed oval shape and without gloss. The ground varies from pure white or pale cream-colour to bluish-white or pale blue. Some are uniform, while others are rather sparingly dotted and spotted with reddish-brown and violet-grey. They measure from .85 to .95 in length, and from .57 to .65 in breadth.

10. Natal.

T. Ayres, Esq. [C.]

**Sitagra aureiflava** (*Smith*).

*Hyphantornis aureiflavus*, *Sharpe, Cat. Birds B. M.* xiii, p. 446 (1890); *Kuschel, J. f. O.* 1895, p. 331.

*Ploceus aureiflavus*, *Reich. Vög. Afr.* iii, p. 91 (1904).

*Xanthophilus aureiflavus*, *Shelley, Birds Afr.* iv, p. 477 (1905).

*Sitagra aureiflava*, *Sharpe, Hand-l.* v, p. 476 (1909); *Nehrck. Kat. Eiersamm.* p. 339 (1910).

Two eggs, said to be those of the Muna Weaver-Finch, are of a pointed oval shape, without gloss, and uniform pale blue. They measure respectively: .88 by .61; and .82 by .6.

2. East Africa.

Crowley Bequest.

**Sitagra bojeri** (*Finsch & Hartl.*).

(Plate XV, figs. 5-8.)

*Hyphantornis bojeri*, *Fischer, J. f. O.* 1878, p. 284; *Sharpe, Cat. Birds B. M.* xiii, p. 448 (1890); *Kuschel, J. f. O.* 1895, p. 332.

*Ploceus bojeri*, *Reich. Vög. Afr.* iii, p. 92 (1904).

*Xanthophilus bojeri*, *Shelley, Birds Afr.* iv, p. 480 (1905).

*Sitagra bojeri*, *Sharpe, Hand-l.* v, p. 477 (1909); *Nehrck. Kat. Eiersamm.* p. 339 (1910).

Seven eggs of Bojer's Golden Weaver-Finch are of a rather pointed oval form and slightly glossy. They vary greatly in colour, the ground being greyish-white, pale yellowish-brown, pale greenish-blue, or rather deep greyish-green, more or less distinctly spotted and freckled all over with dull purplish, pinkish-brown, or greyish-brown. In an egg with the ground-colour yellowish-brown,

the markings are very faint and merely indicated by indistinct cloudings of a darker shade. They vary in length from ·73 to ·83, and in width from ·53 to ·57.

7. E. Africa.

Crowley Bequest.

*Sitagra xanthoptera*, *Finsch & Hartl.*

(Plate XV. figs. 11 & 12.)

*Hyphantornis xanthopterus*, *Sharpe, Cat. Birds B. M.* xiii. p. 444 (1890).

*Ploceus xanthopterus*, *Reich. Vög. Afr.* iii. p. 94 (1904).

*Xanthophilus xanthopterus*, *Shelley, Birds Afr.* iv. p. 469 (1905).

*Sitagra xanthoptera*, *Sharpe, Hand-l.* v. p. 477 (1909); *Nehrck. Kat. Eiersamml.* p. 339 (1910).

The eggs of the Yellow-winged Weaver-Finch are of an elongate oval shape, frequently almost elliptical, glossy, and of many types of coloration. In one type, they are of an olive-green colour; in a second, they are almost uniform chestnut-brown; in a third, they have the ground-colour pale-buff covered by a dense freckling of chestnut-brown; in a fourth the eggs are grey, very thickly speckled all over with pale chestnut. They are very uniform in size, measuring from ·8 to ·86 in length, and from ·56 to ·6 in breadth.

10. Ruo River, British Central Africa. A. B. Percival, Esq. [C].  
Feb.

*Sitagra galbula* (*Rüpp.*).

(Plate XV. figs. 14 & 15.)

*Hyphantornis galbula*, *Heugl. Orn. N.O.-Afr.* i. pt. 2, p. 557 (1870);  
*Yerbury, Ibis*, 1886, p. 18; *Sharpe, Cat. Birds B. M.* xiii. p. 442  
(1890); *Kuschel, J. f. O.* 1895, p. 331.

*Ploceus galbula*, *Reich. Vög. Afr.* iii. p. 95 (1904).

*Xanthophilus galbula*, *Shelley, Birds Afr.* iv. p. 474 (1905).

*Sitagra galbula*, *Sharpe, Hand-l.* v. p. 477 (1909); *Nehrck. Kat. Eier-samml.* p. 339 (1910).

The eggs of the Golden Weaver-Finch are of an elongate oval shape and devoid of gloss. They are of two types: those with the ground pale blue, and those with the ground white or creamy-white. The pale blue eggs are either thickly speckled and spotted with lilac and pale reddish-brown, or marked with numerous specks and some spots of dark chocolate-brown or purplish-black and underlying pale purple. The white or cream-coloured eggs are either heavily blotched and spotted with light red and purplish-grey, or more finely marked with small spots and dots of purplish-brown and lilac-grey. They measure from ·8 to ·88 in length, and from ·54 to ·6 in breadth.

3. Lahej, Aden, 15th April.

Col. J. W. Yerbury [P].

1. Kerén, Begosland (*Th. Heuglin*).

Crowley Bequest.

- |                                      |                        |
|--------------------------------------|------------------------|
| 2. Harrar, S. Abyssinia, 9th June.   | Mr. P. Zaphiro [C.].   |
| 2. Harrar, 10th June.                | Mr. P. Zaphiro [C.].   |
| 3. Harrar, 13th June.                | Mr. P. Zaphiro [C.].   |
| 4. Wad Medina, Blue Nile, 20th Sept. | Capt. H. N. Dunn [P.]. |
| 4. Wad Medina, 20th Sept.            | Capt. H. N. Dunn [P.]. |

**Sitagra castanops** (*Shelley*).

(Plate XV. fig. 13.)

Hyphantornis castanops, *Sharpe, Cat. Birds B. M.* xiii. p. 443 (1890).Ploceus castanops, *Reich. Vög. Afr.* iii. p. 46 (1904).Xanthophilus castanops, *Shelley, Birds Afr.* iv. p. 471 (1905).Sitagra castanops, *Sharpe, Hand-l.* v. p. 477 (1909); *Nehrke. Kat. Eier-samm.* p. 339 (1910).

Three eggs of the Nile Brown-throated Weaver-Finch vary in shape, two being of a rather pointed oval form and the third a perfect ellipse. They are without gloss, and the ground-colour in all three is pinkish-white; the elliptical egg is almost unmarked, but the other two are covered with fine indistinct markings of pinkish-brown and yellowish-brown, most dense towards the larger end where they form a cloudy cap. They measure respectively:  $\cdot 85$  by  $\cdot 59$ ;  $\cdot 8$  by  $\cdot 58$ ; and  $\cdot 74$  by  $\cdot 55$ .

- |                                |                           |
|--------------------------------|---------------------------|
| 3. Entebbe, Uganda, 6th April. | F. J. Jackson, Esq. [C.]. |
|--------------------------------|---------------------------|

Genus **FOUDIA**, *Reichenb.***Foudia madagascariensis** (*Linm.*).

*Foudia madagascariensis*, *Cowan, Proc. R. Phys. Soc. Edin.* vii. p. 149 (1882); *Sharpe, Cat. Birds B. M.* xiii. p. 433 (1890); *Shelley, Birds Afr.* iv. p. 488 (1905); *Sharpe, Hand-l.* v. p. 478 (1909); *Nehrke. Kat. Eier-samm.* p. 339 (1910).

*Ploceus madagascariensis*, *Milne-Edwards & Granddidier, Hist. Nat. Madag., Ois.* ii. p. 449, pl. 304. fig. 9 (1885).

The eggs of the Madagascar Weaver-Finch are of a pointed oval form, fairly glossy, and of a very pale blue colour. They measure from  $\cdot 67$  to  $\cdot 78$  in length, and from  $\cdot 53$  to  $\cdot 55$  in breadth. One specimen which is almost spherical in shape measures  $\cdot 61$  by  $\cdot 57$ .

- |  |                                   |
|--|-----------------------------------|
| 4. Madagascar ( <i>Tristram Coll.</i> ).                     | Crowley Bequest.                  |
| 4. Madagascar ( <i>Rev. W. Deans Cowan</i> ).                | W. Radcliffe Saunders, Esq. [P.]. |
| 12. Betsileo, Madagascar.                                    | Rev. W. Deans Cowan [P.].         |
| 2. Mauritius ( <i>E. Newton: Tristram Coll.</i> ).           | Crowley Bequest.                  |
| 2. Lucia, Mauritius, April ( <i>E. N.: Tristram Coll.</i> ). | Crowley Bequest.                  |

**Foudia flavicans**, *E. Newton*.

*Foudia flavicans*, *E. Newton*, *Ibis*, 1865, p. 153; *Sharpe*, *Phil. Trans.* clxviii. p. 461 (1879); *id.*, *Cat. Birds B. M.* xiii. p. 434 (1890); *Shelley*, *Birds Afr.* iv. p. 495 (1905); *Sharpe*, *Hand-l.* v. p. 479 (1909).

Two eggs of the Rodriguez Weaver-Finch are of a regular oval shape, slightly glossy, and of a very pale blue colour. They measure respectively: .75 by .51; and .72 by .52.

2. Rodriguez (*G. Gulliver*: 'Transit of Venus' Exped.) Royal Society [P.].

Genus **NELICURVIUS**, *Bonap.*

**Nelicurvius nelicourvi** (*Scop.*).

*Hyphantornis pensilis*, *Cowan*, *Proc. R. Phys. Soc. Edin.* vii. p. 149 (1882).

*Ploceus pensilis*, *Milne-Edwards & Grandidier*, *Hist. Nat. Madag., Ois.* ii. p. 446, pl. 304, figs. 8, 8 a (1885).

*Nelicurvius nelicourvi*, *Sharpe*, *Cat. Birds B. M.* xiii. p. 436 (1890); *Shelley*, *Birds Afr.* iv. p. 459 (1905); *Sharpe*, *Hand-l.* v. p. 479 (1909); *Nehrck. Kat. Eiersamml.* p. 339 (1910).

The eggs of Cowan's Weaver-Finch are almost elliptical in shape (the two ends being nearly alike), slightly glossy, and of a pale blue colour. They measure from .8 to .82 in length, and from .58 to .6 in breadth.

4. Madagascar (*Tristram Coll.*) Crowley Bequest.  
 3. Madagascar (*Tristram Coll.*) Crowley Bequest.  
 5. Betsileo, Madagascar. Rev. W. Deans Cowan [P.].

Genus **PLOCEËLLA**, *Oates*.

**Ploceëlla javanensis** (*Less.*).

(Plate XV. figs. 17 & 20.)

*Ploceëlla javanensis*, *Oates*, *Fauna Brit. Ind., Birds*, ii. p. 180 (1890); *id.*, *ed. Hume*, *Nests & Eggs Ind. Birds*, ii. p. 124 (1890); *Sharpe*, *Cat. Birds B. M.* xiii. p. 474 (1890); *id.*, *Hand-l.* v. p. 480 (1909); *Nehrck. Kat. Eiersamml.* p. 339 (1910).

The eggs of the Burmese Golden Weaver-Finch are generally of a pointed oval shape and possess a considerable amount of gloss. They are varied in colour and Mr. Hume thus describes them:—"The ground-colour is white, greenish or greyish-white, a delicate dove-grey or pale purplish stone-colour; and while one or two of the

latter colour are quite free from markings, the great majority are some thinly, some thickly, speckled and finely freckled with pale greyish, greenish or purplish neutral tint. The markings, except an occasional black hair-line, are, in at least two-thirds of the eggs, so minute that, looked at from a distance of a couple of feet, the eggs appear to be of one uniform grey, some darker, some lighter, some with a sepia tinge, some with a slight brown tinge, some with the faintest possible purple shade, some greenish; but a grey stone-colour is the prevailing tint of a large body of eggs, amongst which perhaps one in twenty or thirty is pure white with only a few brown specks scattered here and there, and a good many, perhaps one in ten, are a very pale grey, which look white amongst the darker varieties, though when placed beside a white egg they are distinctly grey." They measure from .68 to .78 in length, and from .52 to .58 in breadth.

- |     |  |                  |
|-----|--|------------------|
| 13. | Pegu, June ( <i>E. W. Oates</i> ).   | Hume Coll.       |
| 25. | Pegu, July ( <i>E. W. O.</i> ).  | Hume Coll.       |
| 21. | Pegu, Aug. ( <i>E. W. O.</i> ).  | Hume Coll.       |
| 47. | Pegu, June ( <i>E. W. O.</i> ).  | Oates Coll.      |
| 27. | Pegu, July ( <i>E. W. O.</i> ).  | Oates Coll.      |
| 6.  | Pegu, Aug. ( <i>E. W. O.</i> ).  | Oates Coll.      |
| 7.  | Pegu, Sept. ( <i>E. W. O.</i> ).   | Oates Coll.      |
| 1.  | Pegu, 24th Aug. ( <i>E. W. O.</i> ).   | Crowley Bequest. |
| 3.  | Thatone Creek, Tenasserim, 4th Oct. ( <i>Capt. R. C. Beavan; Tristram Coll.</i> ). | Crowley Bequest. |
| 3.  | Thatone Creek, 4th Oct. ( <i>R. C. B.; Tristram Coll.</i> ).                       | Crowley Bequest. |
| 6.  | Siam, June ( <i>L. Layard; Tristram Coll.</i> ).                                   | Crowley Bequest. |

### Genus PLOCEUS, *Cuvier*.

#### *Ploceus baya*, *Blyth*.

- Ploceus philippinus*, *Layard, A. M. N. H.* 2nd ser. xiii. p. 257 (1854); *Legge, Birds Ceylon*, p. 641 (1879).  
*Ploceus baya*, *Oates, Fauna Brit. Ind., Birds*, ii. p. 175 (1890); *id., ed. Hume, Nests & Eggs Ind. Birds*, ii. p. 114 (1890); *Sharpe, Cat. Birds B. M.* xiii. p. 488 (1890); *id., Hand-l.* v. p. 480 (1909); *Nelrk. Kat. Eiersamm.* p. 340 (1910).

The eggs of the *Baya* or Common Indian Weaver-Finch are long ovals, pointed at the smaller end. They have a slight gloss and are plain white. They measure from .72 to .9 in length, and from .52 to .62 in breadth.

- |    |   |            |
|----|---|------------|
| 3. | Saharnmpur, N.W. Provinces, India, 29th June. | Hume Coll. |
| 2. | Agra, 50th July.                              | Hume Coll. |
| 2. | Agra, 5th Aug.                                | Hume Coll. |
| 2. | Agra, 16th Aug.                               | Hume Coll. |
| 2. | Agra, 23rd Aug.                               | Hume Coll. |
| 2. | Agra, 4th Sept.                               | Hume Coll. |

- |     |  |                     |
|-----|--|---------------------|
| 4.  | Agra, 5th Sept.  | Hume Coll.          |
| 3.  | Aligarh, July.   | Hume Coll.          |
| 5.  | Aligarh, Aug.  | Hume Coll.          |
| 3.  | Lucknow, 11th Aug.   | Hume Coll.          |
| 5.  | Allahabad, 20th July.  | Hume Coll.          |
| 4.  | Mirzapur, 15th Sept. ( <i>W. E. Brooks: Tristram Coll.</i> ) | Crowley Bequest.    |
| 2.  | Jhansi.  | Hume Coll.          |
| 5.  | Jhansi, Aug.   | Hume Coll.          |
| 3.  | Belgaum ( <i>Capt. W. Puck Tristram Coll.</i> )              | Crowley Bequest.    |
| 3.  | Saugor, C. Provinces.  | Hume Coll.          |
| 3.  | Salem, Madras, Aug.  | Hume Coll.          |
| 1.  | Nilghiris ( <i>Walhouse: Tristram Coll.</i> )                | Crowley Bequest.    |
| 13. | Wynaad, S. India. 28th Sept.                                 | Hume Coll.          |
| 1.  | Ceylon ( <i>E. L. Layard</i> ).                              | Salvin-Godman Coll. |
| 3.  | Ceylon.  | Seebohm Coll.       |

### *Ploceus atrigula*, *Hodgs.*

- Ploceus megarhynchus*, *Oates, Fauna Brit. Ind., Birds*, ii. p. 176 (1890); *id.*, *ed. Hume, Nests & Eggs Ind. Birds*, ii. p. 119 (1890).  
*Ploceus atrigula*, *Sharpe, Cat. Birds B. M.* xiii. p. 491 (1890); *id.*, *Hand-l.* v. p. 480 (1909); *Nehr. Kat. Eiersamml.* p. 340 (1910).

The eggs of the Eastern Baya or Weaver-Finch are not separable from those of *P. baya*, but on the whole they are rather larger.

- |     |   |             |
|-----|---|-------------|
| 5.  | Sikhim Terai, 5th May.                  | Hume Coll.  |
| 3.  | Sikhim Terai, 10th May.                 | Hume Coll.  |
| 15. | Sikhim Terai, 27th May.                 | Hume Coll.  |
| 2.  | Sikhim Terai, 30th May.                 | Hume Coll.  |
| 5.  | Sikhim Terai, 1st June.                 | Hume Coll.  |
| 1.  | Sikhim Terai, 14th June.                | Hume Coll.  |
| 2.  | Sikhim Terai, 2nd July.                 | Hume Coll.  |
| 4.  | Sikhim Terai, 16th July.                | Hume Coll.  |
| 1.  | Sikhim Terai, 25th July.                | Hume Coll.  |
| 2.  | Sikhim Terai, 3rd Aug.                  | Hume Coll.  |
| 3.  | Pegu, 1st June ( <i>E. W. Oates</i> ).  | Oates Coll. |
| 1.  | Pegu, 15th July ( <i>E. W. O.</i> ).    | Oates Coll. |
| 1.  | Pegu, 25th July ( <i>E. W. O.</i> ).    | Oates Coll. |
| 2.  | Rangoon, 25th Aug. ( <i>E. W. O.</i> ). | Oates Coll. |
| 1.  | Klang, Malay Peninsula, 12th Jan.       | Hume Coll.  |

### *Ploceus bengalensis* (*Linn.*).

- Ploceus bengalensis*, *Oates, Fauna Brit. Ind., Birds*, ii. p. 177 (1890); *id.*, *ed. Hume, Nests & Eggs Ind. Birds*, ii. p. 120 (1890); *Sharpe, Cat. Birds B. M.* xiii. p. 493 (1890); *id.*, *Hand-l.* v. p. 480 (1909); *Nehr. Kat. Eiersamml.* p. 340 (1910).

The eggs of the Black-throated Weaver-Finch are quite indistinguishable from those of *P. baya*. Seven specimens measure from .75 to .8 in length, and from .54 to .6 in breadth.

- |    |                          |            |
|----|--------------------------|------------|
| 1. | Etawah, India, 4th Sept. | Hume Coll. |
| 1. | Etawah, 11th Sept.       | Hume Coll. |



- |    |  |            |
|----|--|------------|
| 2. | Jheenjuack Jhil, Etawah, 15th Sept.                  | Hume Coll. |
|    | ( <i>W. E. Brooks</i> ).                             |            |
| 2. | Jheenjuack Jhil, 14th Oct. ( <i>W. E. B.</i> )       | Hume Coll. |
| 1. | Faridpur, Bengal, 18th June ( <i>J. R. Cripps</i> ). | Hume Coll. |

**Ploceus manyar** (*Horsf.*).

*Ploceus manyar*, *Legge, Birds Ceylon*, p. 646 (1879); *Oates, Fauna Brit. Ind., Birds*, ii. p. 179 (1890); *id., ed. Hume, Nests & Eggs Ind. Birds*, ii. p. 121 (1890); *Sharpe, Cat. Birds B. M.* xiii. p. 496 (1890); *id., Hand-l.* v. p. 481 (1909); *Nehrck. Kat. Eiersamml.* p. 340 (1910).

The eggs of the Striated Weaver-Finch are not separable from those of *P. baya*.

- |     |  |                  |
|-----|--|------------------|
| 7.  | Sind, India ( <i>J. H. Gould</i> ).                                | Gould Coll.      |
| 2.  | Etawah, 4th Sept. ( <i>W. E. Brooks</i> : <i>Tristram Coll.</i> ). | Crowley Bequest. |
| 2.  | Bhurnna, 27th July ( <i>Tristram Coll.</i> ).                      | Crowley Bequest. |
| 2.  | Fyzabad.   | Hume Coll.       |
| 13. | Milana, Deesa, Sept. ( <i>E. A. Butler</i> ).                      | Hume Coll.       |
| 2.  | Nilghiris ( <i>Walhouse</i> : <i>Tristram Coll.</i> ).             | Crowley Bequest. |
| 26. | Pegu, 20th June ( <i>E. W. Oates</i> ).                            | Hume Coll.       |
| 6.  | Pegu, 29th Sept. ( <i>E. W. O.</i> ).                              | Oates Coll.      |

Genus **AMBLYOSPIZA**. *Sundev.*

**Amblyospiza albifrons** (*Vig.*).

(Plate XV. figs. 18 & 19.)

*Amblyospiza albifrons*, *Sharpe, Cat. Birds B. M.* xiii. p. 501 (1890); *Kuschel, J. f. O.* 1895. p. 336; *Stark, Faun. S. Afr., Birds*, i. p. 80 (1900); *Reich. Vög. Afr.* iii. p. 98 (1904); *Shelley, Birds Afr.* iv. p. 303 (1905); *Sparrow, J. S. Afr. Orn. U.* i. p. 10 (1905); *Sharpe, Hand-l.* v. p. 481 (1909); *Nehrck. Kat. Eiersamml.* p. 340 (1910).

Eggs of the Southern Grosbeak-Weaver are of an ordinary or rather long oval shape and without gloss. The ground varies from white to creamy-white or pinkish-white. Some eggs are rather heavily marked all over the shell with spots and dots of pinkish-brown or maroon and lilac-grey; in others the markings take the form of minute dots, which become rather dense towards the larger end where they form a sort of cap. Some again have but few markings, and these are almost entirely confined to the larger end, while others are sparingly marked with small reddish-brown spots scattered over the entire shell. They measure from .82 to .86 in length, and from .61 to .65 in breadth.

- |                                     |                        |
|-------------------------------------|------------------------|
| 3. Blaauw Krantz, Cape Colony, Dec. | B. E. Jupp, Esq. [C.]. |
| ( <i>L. Palmer</i> ).               |                        |
| 3. Natal, Nov.                      | Major R. Sparrow [E.]. |
| 3. Natal, Nov.                      | Major R. Sparrow [E.]. |
| 3. Umgeni River, Natal, 3rd Dec.    | Major R. Sparrow [E.]. |
| 3. Umgeni River, 3rd Dec.           | Major R. Sparrow [E.]. |

*Amblyospiza unicolor* (*Fischer & Reichenow*).

(Plate XV. fig. 16.)

*Pyrenestes unicolor*, *Fischer, J. f. O.* 1878, p. 283; 1880, p. 193.

*Amblyospiza unicolor*, *Sharpe, Cat. Birds B. M.* xiii. p. 503 (1890);  
*Kaschel, J. f. O.* 1895, p. 336; *Reich. Vög. Afr.* iii. p. 99 (1904);  
*Shelley, Birds Afr.* iv. p. 306 (1905); *Sharpe, Hand-l.* v. p. 481  
 (1909); *Nehr. Kat. Eiersamml.* p. 340 (1910).

Eggs of the Black Grosbeak-Weaver resemble those of *A. albifrons*. Two are sparingly marked with reddish-brown on a pinkish-white ground; one is very handsomely marked, being heavily blotched round the larger end with purplish-red. They measure respectively: .83 by .59; .88 by .61; .95 by .63.

- |                 |                  |
|-----------------|------------------|
| 3. East Africa. | Crowley Bequest. |
|-----------------|------------------|

*Amblyospiza melanonota* (*Heugl.*).

*Amblyospiza melanonota*, *Sharpe, Cat. Birds B. M.* xiii. p. 504 (1890);  
*Reich. Vög. Afr.* iii. p. 100 (1904); *Shelley, Birds Afr.* iv. p. 307  
 (1905); *Sharpe, Hand-l.* v. p. 481 (1909); *Nehr. Kat. Eiersamml.*  
 p. 340 (1910); *Ogilvie-Grant, Trans. Zool. Soc.* xix. p. 282, pl. xix.  
 figs. 15 & 16 (1910).

Eggs of Heuglin's Grosbeak-Weaver resemble those of *A. albifrons*; one set of three eggs has the ground-colour pale pinkish-white, spotted, especially towards the larger end, with maroon-red; a second set of two eggs has the ground-colour pale reddish-white, marked all over with spots of light red. They measure from .85 to .95 in length, and from .58 to .6 in breadth.

- |   |                              |
|---|------------------------------|
| 2. Moukia, S.E. Ruwenzori, 3400 ft.,              | Subscribers to the Ruwenzori |
| 17th May ( <i>D. Carruthers</i> ).                | Exped. [P.].                 |
| 3. Moukia, 22nd May ( <i>Hon. Gerald Legge</i> ). | Subscribers to the Ruwenzori |
|   | Exped. [P.].                 |

*Amblyospiza capitalba* (*Bonap.*).

*Amblyospiza capitalba*, *Sharpe, Cat. Birds B. M.* xiii. p. 504 (1890);  
*Reich. Vög. Afr.* iii. p. 101 (1904); *Shelley, Birds Afr.* iv. p. 309  
 (1905); *Sharpe, Hand-l.* v. p. 481 (1909); *Nehr. Kat. Eiersamml.*  
 p. 340 (1910).

*Amblyospiza saturata*, *Sharpe, Ibis*, 1908, p. 353; *Grant, in Bates, Ibis*,  
 1909, p. 48.

Eggs of the Ashantee Grosbeak-Weaver resemble those of *A. albifrons*. They vary from .86 to .92 in length, and from .6 to .63 in breadth.

- |  |                         |
|--|-------------------------|
| 1. West Africa ( <i>Nehrkon Coll.</i> ). | Crowley Bequest.        |
| 1. Bitye, Ja River, Cameroon, 16th Oct.  | G. L. Bates, Esq. [P.]. |
| 1. Bitye, 13th Nov.                      | G. L. Bates, Esq. [P.]. |
| 3. N'Dalla Tando, N. Angola, 22nd Dec.   | Dr. W. J. Ansorge [C.]. |
| 3. N'Dalla Tando, 30th Dec.              | Dr. W. J. Ansorge [C.]. |

## Family ICTERIDÆ.

Genus **ZARHYNCHUS**, *Oberholser*.

### *Zarhynchus wagleri* (*Gray*).

- Ocyalus wagleri*, *Sel. & Salv. P. Z. S.* 1879, p. 508, pl. xliii, fig. 3.  
*Eucorystes wagleri*, *Sel. Cat. Birds B. M.* xi. p. 312 (1886); *Salv. & Godm. Biol. Centr.-Amer., Aves*, i. p. 436 (1886); *Nehrk. Kat. Eiersamml.* p. 98 (1899).  
*Zarhynchus wagleri wagleri*, *Ridgw. Birds North & Middle Amer.* ii. p. 176 (1902).  
*Zarhynchus wagleri*, *Sharpe, Hand-l.* v. p. 483 (1909); *Nehrk. Kat. Eiersamml.* p. 340 (1910).

Eggs of Wagler's Hangnest vary much in shape, some being of a rather wide oval form, others of a much elongate and pointed oval shape; they exhibit only a trace of gloss. The ground is pale greenish-blue, spotted and blotched, chiefly at the broad end, with pale sepia-brown, dark chocolate-brown and lilac-grey. The markings of the last-named colour are few, small and inconspicuous; the other markings are large and frequently confluent. They vary in length from 1.2 to 1.5, and in breadth from .86 to .99.

- |  |                           |
|--|---------------------------|
| 3. Panama ( <i>McLeannan</i> ).                                | Salvin-Godman Coll.       |
| 2. Remedios, Antioquia, U.S. Colombia ( <i>T. K. Salmon</i> ). | Salvin-Godman Coll.       |
| 2. Savanillas de Pirris, Costa Rica, 4th March.                | Mr. C. F. Underwood [C.]. |
| 2. Savanillas de Pirris, 4th March.                            | Mr. C. F. Underwood [C.]. |
| 1. Savanillas de Pirris, 4th March.                            | Mr. C. F. Underwood [C.]. |
| 1. Savanillas de Pirris, 4th March.                            | Mr. C. F. Underwood [C.]. |
| 1. Savanillas de Pirris, 25th April.                           | Mr. C. F. Underwood [C.]. |

Genus **GYMNOSTINOPS**, *Sclater*.**Gymnostinops montezumæ** (*Less.*).

(Plate XVI. fig. 9.)

*Ostinops montezumæ*, *Boucard, P. Z. S.* 1878, p. 58.*Gymnostinops montezumæ*, *Scl. Cat. Birds B. M.* xi. p. 313 (1886); *Salv. & Gohm. Biol. Centr.-Amer., Aves*, i. p. 437 (1886); *Gosse, Auk*, v. p. 27 (1888); *Sharpe, Hand-l.* v. p. 484 (1909); *Nehrk. Kat. Eiersamml.* p. 340 (1910).*Gymnostinops montezuma*, *Ridgw. Birds North & Middle Amer.* ii. p. 180 (1902).

An egg of the Montezuma Hangnest is of a long pointed oval form and devoid of gloss. The ground is pinkish-white, rather sparingly marked with short irregular streaks and a few blotches of dark chocolate-brown and underlying clouded markings of pale lilac-grey. It measures 1.6 by 1.05.

1. Costa Rica, March.

Mr. C. F. Underwood [C.].

**Gymnostinops guatimozinus** (*Bonap.*).

(Plate XVI. fig. 1.)

*Ostinops guatimozinus*, *Scl. & Salv. P. Z. S.* 1879, p. 598.*Gymnostinops guatimozinus*, *Scl. Cat. Birds B. M.* xi. p. 314 (1886); *Salv. & Gohm. Biol. Centr.-Amer., Aves*, i. p. 439 (1886); *Nehrk. Kat. Eiersamml.* p. 98 (1899), p. 340 (1910); *Ridgw. Birds North & Middle Amer.* ii. p. 182 (1902); *Sharpe, Hand-l.* v. p. 484 (1909).

Two eggs of the Colombian Hangnest are of a regular oval form, slightly glossy, rough in texture, and covered with small pores. They are pinkish-white, very sparingly blotched with chocolate-brown and lilac-grey. They measure respectively: 1.38 by .98; 1.33 by .98.

2. Remedios, Antioquia, U.S.  
(Colombia (*T. K. Salmon*)).

Salvin-Goduan Coll.

Genus **OSTINOPS**, *Cabanis*.**Ostinops decumanus** (*Pall.*).

(Plate XVI. figs. 2, 3.)

*Icterus cristatus*, *Thien. Fortpflanz. ges. Vög.* tab. xxxvii. fig. 7 (1845-54).*Ostinops cristatus*, *Wyatt, Ibis*, 1871, p. 328.

*Ostinops decumanus*, *Scl. & Salv. P. Z. S.* 1879, p. 508; *Scl. Cat. Birds B. M.* xi. p. 315 (1886); *Salv. & Godm. Biol. Centr.-Amer., Aves*, i. p. 440 (1886); *Allen, Bull. Amer. Mus. N. H.* iii. p. 376 (1891); *Nehr. Kat. Eiersamml.* p. 99 (1899), p. 340 (1910); *Euler, Rev. Mus. Paulista*, iv. p. 32 (1900); *Ihering, Rev. Mus. Paulista*, iv. p. 217 (1900); *Ridgw. Birds North & Middle Amer.* ii. p. 184 (1902); *Sharpe, Hand-l.* v. p. 485 (1909).

The eggs of the Crested Hangnest are of a regular oval shape, slightly glossy and of coarse texture. They appear to be very variable in colour. Two specimens have the ground white and two others have it pale greenish-blue, and they are both sparingly spotted and blotched with deep black and lilac. Two other examples are pale pinkish-white mottled and smeared with lilac-grey.\* In addition, one is covered with a close tracery of fine purplish-brown lines, and the other is marked with a few blackish spots and blotches and some irregular lines of purplish-grey. They measure from 1.25 to 1.4 in length, and from .9 to 1 in breadth.

- |   |                        |
|---|------------------------|
| 1. U.S. Colombia.   | Crowley Bequest.       |
| 2. Remedios, Antioquia, U.S.<br>Colombia ( <i>T. K. Salmon</i> ). | Salvin-Godman Coll.    |
| 2. Tobago.  | Dr. W. F. Brehót [P.]. |
| 2. Tobago.  | Dr. W. F. Brehót [P.]. |

#### *Ostinops salmoni*, *Slater*.

*Ostinops atrocaneus*, *Scl. & Salv. P. Z. S.* 1879, p. 509, pl. xliii. figs. 1, 2.

*Ostinops salmoni*, *Scl. Cat. Birds B. M.* xi. p. 317 (1886); *Nehr. Kat. Eiersamml.* p. 99 (1899), p. 341 (1910); *Sharpe, Hand-l.* v. p. 485 (1909).

The eggs of Salmon's Hangnest are of a narrow oval shape, without gloss and slightly coarse in texture. They are of two types. In the first they are pinkish-white, blotched and smeared with two shades of sepia-brown and with underlying lavender-grey. In the second, the eggs are salmon-pink, spotted and mottled with pale reddish-brown and lilac-grey, and marked, in addition, with a few lines and specks of deep purplish-brown. They measure from 1.37 to 1.5 in length, and from .94 to 1 in breadth.

- |   |                     |
|---|---------------------|
| 1. U.S. Colombia.   | Crowley Bequest.    |
| 3. Frontino, Antioquia, U.S.<br>Colombia ( <i>T. K. Salmon</i> ). | Salvin-Godman Coll. |
| 1. Frontino ( <i>T. K. S.</i> ).                                  | Salvin-Godman Coll. |
| 2. Frontino ( <i>T. K. S.</i> ).                                  | Salvin-Godman Coll. |

#### Genus *CACICUS*, *Lacépède*.

##### *Cacicus persicus* (*Linn.*).

*Cassicus persicus*, *Scl. & Salv. P. Z. S.* 1873, p. 266; *Layard, Ibis*, 1873, p. 381; *Scl. Cat. Birds B. M.* xi. p. 321 (1886); *Allen, Bull. Amer.*

*Mus. N. H.* iii. p. 377 (1891); *Goeldi, Ibis*, 1897, p. 361; *Euler, Rev. Mus. Paulista*, iv. p. 33 (1900); *Ihering, Rev. Mus. Paulista*, iv. p. 219 (1900); *Goeldi, Bol. Mus. Paraense*, iii. p. 203 (1901).  
*Cacicus persicus*, *Sharpe, Hand-l.* v. p. 486 (1909); *Nehrck. Kat. Eiersamml.* p. 341 (1910).

Two eggs of the Yellow Hangnest, also known as the "Japim," are of a somewhat pointed oval shape and without gloss. The ground is white, sparingly marked, chiefly towards the larger end, with spots and small blotches of deep chocolate-brown and lavender-grey. They measure respectively: 1.15 (about) by .74, and 1.07 by .72.

1. San Esteban.

Crowley Bequest.

1. Pern.

Crowley Bequest.

### *Cacicus vitellinus* (Lavr.).

(Plate XVI. fig. 8.)

*Cassicus flavicrissus*, *Wyatt (nec Sel.)*, *Ibis*, 1871, p. 329; *Sel. & Salv. P. Z. S.* 1879, p. 509; *Sel. Cat. Birds B. M.* xi. p. 322 (1886); *Salv. & Godm. Biol. Centr.-Amer., Aves*, i. p. 441 (1886); *Nehrck. Kat. Eiersamml.* p. 99 (1899).

*Cacicus vitellinus*, *Sharpe, Hand-l.* v. p. 486 (1909); *Nehrck. Kat. Eiersamml.* p. 341 (1910).

The eggs of the Yellow-vented Hangnest are of a narrow, pointed oval shape, without gloss and somewhat rough in texture. They are white, spotted and blotched, chiefly at the broad end, with chocolate-brown and lavender-grey. Four examples measure respectively: 1.25 by .77; 1.25 by .72; 1.18 by .8; 1.12 by .75.

2. U.S. Colombia.

Crowley Bequest.

2. Remedios, Antioquia, U.S.

Salvin-Godman Coll.

Colombia (*T. K. Salmon*).

### *Cacicus hæmorrhous* (Linn.).

(Plate XVI. fig. 4.)

*Cassicus hæmorrhous*, *Max. Beitr.* iii. p. 1230 (1831); *Sel. Cat. Birds B. M.* xi. p. 324 (1886).

*Cacicus hæmorrhous*, *Sharpe, Hand-l.* v. p. 487 (1909); *Nehrck. Kat. Eiersamml.* p. 341 (1910).

Two eggs of the Red-rumped Hangnest are of a rather elongate oval form and without gloss. The ground is white, spotted or heavily blotched with reddish-brown and with underlying dots of lilac-grey. They measure 1.11 by .75 and 1.08 by .73 respectively.

2. Iguape, São Paulo, Brazil,

Crowley Bequest.

17th October.

Genus **AMBLYCERCUS**, *Cabanis*.

**Amblycercus solitarius** (*Vieill.*).

(Plate XVI. figs. 5, 6.)

*Amblycercus solitarius*, *Sci. Cat. Birds B. M.* xi. p. 326 (1886); *Aplin, Ibis*, 1894, p. 171; *Ihering, Rev. Mus. Paulista*, iv. p. 219 (1900); *Sharpe, Hand-l.* v. p. 187 (1909); *Nehr. Kat. Eiersamml.* p. 341 (1910).

Two eggs of the Solitary Cassique, also known as the "Bovero," are of a long pointed oval form, pure white, and devoid of gloss; one egg has a few scattered spots and markings of deep brownish-black and dull purplish-brown, the other has a few large irregular blotches of purplish-brown and smaller markings of the same colour scattered over the shell. They measure 1.12 by .74 and 1.2 by .75.

2. Argentine Republic.

Crowley Bequest.

Genus **CASSICULUS**, *Swains.*

**Cassiculus melanicterus** (*Bonap.*).

(Plate XVI. fig. 10.)

*Cassiculus melanicterus*, *Laur. Mem. Bost. Soc. N. H.* ii. p. 278 (1874); *Sci. Cat. Birds B. M.* xi. p. 328 (1886); *Salv. & Godm. Biol. Centr.-Amer., Aves*, i. p. 443 (1886); *Nehr. Kat. Eiersamml.* p. 99 (1899) p. 341 (1910); *Ridgw. Birds North & Middle Amer.* ii. p. 191 (1902); *Sharpe, Hand-l.* v. p. 488 (1909).

Eggs of the Mexican Hangnest are of a broad oval shape and devoid of gloss. They are very pale blue, sparingly spotted with black and lavender-grey, the markings of the latter colour being, however, very inconspicuous. Six examples measure respectively: 1.16 by .85; 1.15 by .8; 1.15 by .79; 1.1 by .81; 1.1 by .8; 1.09 by .81.

2. West Mexico.

Crowley Bequest.

4. Oaxaca, Mexico.

C. G. Riekards, Esq. [P.].

Genus **CASSIDIX**, *Less.*

**Cassidix oryzivora** (*Gmel.*).

*Cassidix oryzivora*, *Sci. & Salv. P. Z. S.* 1879, p. 510; *Sci. Cat. Birds B. M.* xi. p. 329 (1886); *Salv. & Godm. Biol. Centr.-Amer., Aves*, i. p. 444 (1886); *Kuschel, J. f. O.* 1897, p. 168; *Goeldi, Ibis*, 1897, p. 361; *Eubr., Rev. Mus. Paulista*, iv. p. 57 (1900); *Ihering, Rev. Mus. Paulista*, iv. p. 219 (1900); *Schulz, J. f. O.* 1900, p. 242; *Goeldi, Bol. Mus. Paraense*, iii. p. 293 (1901); *Sharpe, Hand-l.* v. p. 488 (1909); *Nehr. Kat. Eiersamml.* p. 341 (1910).

*Cassidix oryzivora violacea*, *Ridgway Birds North & Middle Amer.* ii. p. 197 (1902).

Two eggs of the Ruffed Hangnest are of very different size and shape. Both are plain white, without gloss, and coarse in texture. One example is an elongate oval and measures 1.42 by .9; the other is a short, blunt oval, and measures 1.15 by .85.

Nehr Korn describes the eggs as being dull bluish with a few blackish-brown spots and hieroglyphics.

This bird, being parasitic in its nesting-habits, appears to lay eggs of varied colouring.

2. Remedios, Antioquia, U.S. Salvin-Godman Coll.  
Colombia (*T. K. Salmon*).

Genus **DOLICHONYX**, *Swains*.

**Dolichonyx oryzivorus** (*Linn.*).

*Dolichonyx oryzivora*, *Baird, Brewer & Ridgw. N. Amer. Birds*, ii. p. 149 (1874); *Coues, Key N. Amer. Birds*, p. 400 (1884); *Sci. Cat. Birds B. M.* xi. p. 331 (1886); *Salv. & Godm. Biol. Centr.-Amer., Aves*, i. p. 448 (1886); *Bendire, Life-Hist. N. Amer. Birds*, ii. p. 429, pl. vi. figs. 1, 2 (1895); *Nehr. Kat. Eiersamml.* p. 99 (1899); *Ihering, Rev. Mus. Paulista*, iv. p. 219 (1900); *Ridgway, B. North & Middle Amer.* ii. p. 370 (1902); *Sharpe, Hand-l.* v. p. 489 (1909); *Nehr. Kat. Eiersamml.* p. 341 (1910).

The eggs of the Bobolink, or American Rice-bird, are of a regular oval shape, smooth and glossy. They are pinkish-white or grey, smeared, blotched and marked in various ways with rich brown, pale purplish- or reddish-brown, and lavender-grey. The markings, though often dense all over the shell, are more so at the broad end than elsewhere. They measure from .82 to .92 in length, and from .6 to .66 in breadth.

3. North America (*T. Buckley*: Crowley Bequest.  
*Tristram Coll.*).
1. North America (*Henshaw Coll.*). Salvin-Godman Coll.  
1. North America. Salvin-Godman Coll.  
4. Rockingham, Vermont, 31st May. W. Radcliffe Saunders, Esq.  
[P.].
1. South Carolina (*T. M. Brewer*: Crowley Bequest.  
*Tristram Coll.*).

Genus **TANGARIUS**, *Lesson*.

**Tangarius involucratus**, *Less.*

*Molothrus æneus*, *Owen (new Wagl.)*, *Ibis*, 1861, p. 61; *Sci. Cat. Birds B. M.* xi. p. 334 (1886) [part.]; *Salv. & Godm. Biol. Centr.-Amer., Aves*, i. p. 451 (1887); *Nehr. Kat. Eiersamml.* p. 100 (1899).  
*Tangarius involucratus*, *Sharpe, Hand-l.* v. p. 489 (1909); *Nehr. Kat. Eiersamml.* p. 342 (1910).

The eggs attributed to the Red-eyed Cow-bird by Mr. R. Owen are broad ovals, very glossy, and of a very pale blue colour. There are a few small spots on some of the specimens, but they are



probably stains acquired in the course of incubation. Seven examples measure from .9 to 1.02 in length, and from .7 to .76 in breadth.

These eggs agree with the description given by Nehr Korn.

7. S. Geronimo, Guatemala, 2nd June Salvin-Godman Coll.  
(R. Owen).

### Tangarius æneus (Wagl.).

(Plate XVI. fig. 7.)

- Molothrus æneus, *Lawr. Mem. Bost. Soc. N. H.* ii. p. 281 (1874); *Sci. Cat. B. Brit. Mus.* xi. p. 335 [part.] (1885).  
 Callothrus æneus æneus, *Ridgw. Birds North & Middle Amer.* ii. p. 203 (1902).  
 Tangarius æneus, *Sharpe, Hand-l.* v. p. 489 (1909); *Nehr. Kat. Eiersamml.* p. 342 (1910).

Two eggs, said to be those of the Bronzed Cow-bird, are of a long pointed oval shape and devoid of gloss. They are greyish-white, with crooked and twisted lines and markings of deep chocolate-brown and a few slighter lines of dark purplish-grey. They measure respectively 1.09 by .65, and 1.0 by .6.

2. Mazatlan, Mexico (A. Forrer). Crowley Bequest.

### Genus MOLOTHRUS, Swains.

Cf. Ludwig Holtz, J. f. O. 1872, p. 193, Taf. i. figs. 2, a-e.

### Molothrus ater (Bodd.).

- Icterus pecoris, *Thien. Fortpflanz. ges. Vög.* tab. xxxvii. fig. 1, a, b (1845-54).  
 Molothrus pecoris, *Verrill, Pr. Essex Inst.* iii. p. 151 (1862); *Baird, Brewer & Ridgw. N. Amer. Birds*, ii. p. 154 (1874); *Cones, Birds N.-West*, p. 180 (1874); *Sci. Cat. Birds B. M.* xi. p. 333 (1886) [part.]; *Salv. & Godm. Biol. Centr.-Amer., Aves*, i. p. 450 (1887); *Nehr. Kat. Eiersamml.* p. 99 (1899).  
 Molothrus ater, *Bendire, Life-Hist. N. Amer. Birds*, ii. p. 434, pl. vi. figs. 3-6 (1895); *Sharpe, Hand-l.* v. p. 490 (1909); *Nehr. Kat. Eiersamml.* p. 342 (1910).  
 Molothrus ater obscurus, *Bendire, t. c.* p. 441, pl. vi. figs. 7, 8.  
 Molothrus ater ater, *Ridgw. Birds North & Middle Amer.* ii. p. 207 (1902).

The eggs of the North-American Cow-bird are of a somewhat broad oval shape and moderately glossy. They are white or greyish-white, densely speckled and mottled, especially at the broad end, with brown or dull reddish-brown and underlying lavender-grey. They measure from .8 to .92 in length, and from .63 to .7 in breadth.

2. North America (*T. M. Brewer*: *Tristram Coll.*) Crowley Bequest.
4. North America (*D. G. Elliot*: *Tristram Coll.*) Crowley Bequest.
2. North America (*Smiths. Inst.*) Princeton University, N.J. [E.]
1. North America (*Smiths. Inst.*) Salvin-Godman Coll.
1. North America, 15th June (*Smiths. Inst.*) Salvin-Godman Coll.
8. North America (*Henshaw Coll.*) Salvin-Godman Coll.
5. Bangor, Maine, 1st June (*G. Shepherd*) (in nest of *Sialia sialis*). W. Radcliffe Saunders, Esq. [P.]
2. Ithaca, New York, 25th June (*W. E. D. Scott*) Princeton University, N.J. [E.]
1. Massachusetts (*Henshaw Coll.*) Salvin-Godman Coll.
3. Princeton, New Jersey (*W. E. D. S.*) Princeton University, N.J. [E.]
1. Princeton, 26th May (with 3 eggs of *Geothlypis trichas*). Princeton University, N.J. [E.]
1. Princeton, 13th June (*W. E. D. S.*) Princeton University, N.J. [E.]
2. Princeton, 14th June (with 2 eggs of *Icteria viridis*). Princeton University, N.J. [E.]
1. Columbus, Ohio (*P. M. Wheeler*: *Tristram Coll.*) (in nest of *Lophophanes bicolor*). Crowley Bequest.

### *Molothrus obscurus* (Gmel.).

(Plate XVI. figs. 14 & 18.)

- Molothrus ater obscurus*, *Sennett, Bull. U.S. Geol. & Geogr. Surv. Terr.* v. p. 396 (1879); *Nehrling, Bull. Natl. Orn. C.* vii. p. 166 (1882); *Ridgw. Birds North & Middle Amer.* ii. p. 210 (1902).
- Molothrus pecoris*, *Sci. Cat. Birds B. M.* xi. p. 333 (1886) [part.].
- Molothrus obscurus*, *Sharpe, Hand-l.* v. p. 490 (1909); *Nehrk. Kat. Eiersamml.* p. 342 (1910).

Four eggs of the Dwarf Cow-bird are similar to those of *M. ater*, but smaller. They measure respectively: .83 by .62; .8 by .6; .75 by .6; .75 by .58.

4. San Antonio, Texas, May (in nests of *Vireo belli*). W. Radcliffe Saunders, Esq. [P.]

### *Molothrus bonariensis* (Gmel.).

- Icterus bonariensis*, *Thien, Fortpflanz. ges. Vög.* tab. xxxvii. fig. 12 (1845-54).
- Molothrus sericeus*, *Burmeister, La Plata Reise*, ii. p. 494 (1861); *Holtz, J. f. O.* 1870, p. 15. Taf. i. fig. 1.
- Molothrus bonariensis*, *Sci. P. Z. S.* 1872, p. 862; *Hudson, P. Z. S.* 1874, p. 153; *Sci. Cat. Birds B. M.* xi. p. 335 (1886); *Sci. & Inds. Argent. Orn.* i. p. 72 (1888); *Holland, Ibis*, 1892, p. 198; *Aplin, Ibis*, 1894, p. 172; *Nehrk. Kat. Eiersamml.* p. 100 (1899); *Euler, Rev. Mus. Paulista*, iv. p. 35 (1900); *Ibering, t. c.* p. 220 (1900); *Sharpe, Hand-l.* v. p. 490 (1909); *Nehrk. Kat. Eiersamml.* p. 342 (1910); *C. Grant, Ibis*, 1911, p. 103.

The eggs of the Argentine Cow-bird are of an extremely short, broad oval form, many specimens being spheroidal, and they possess a considerable amount of gloss. They are very variable in colour. Many are plain white; others are white marked with specks of grey or faint lavender; others are white or cream-colour, densely speckled with chestnut and lavender; and others again are not only speckled as in these last, but are also heavily blotched, especially at the broad end, with deep chestnut-red and purplish-grey. They measure from .8 to 1 in length, and from .7 to .8 in breadth.

- |  |                                      |
|--|--------------------------------------|
| 2. Brazil ( <i>Nehrhorn Coll.: Tristram Coll.</i> ).   | Crowley Bequest.                     |
| 1. Brazil (with 2 eggs of <i>Brachy-<br/>spiza pileata</i> , see p. 276).  | Crowley Bequest.                     |
| 1. Brazil (with 3 eggs of <i>B. pileata</i> ).   | Crowley Bequest.                     |
| 1. Brazil (with 3 eggs of <i>B. pileata</i> ).   | Crowley Bequest.                     |
| 1. Brazil (with 4 eggs of <i>B. pileata</i> ).   | Crowley Bequest.                     |
| 1. Brazil (with 3 eggs of <i>B. pileata</i> ).   | W. Radcliffe Saunders, Esq.<br>[P.]. |
| 19. Argentine Republic, Sept.-Dec.   | A. H. Holland, Esq. [C.].            |
| 6. Argentine Republic.   | Crowley Bequest.                     |
| 5. Argentine Republic ( <i>W. H. Hud-<br/>son</i> ).   | P. L. Selater, Esq. [P.].            |
| 8. Buenos Ayres ( <i>W. H. H.</i> ) (with<br>1 egg of <i>Milvulus tyrannus</i> ).  | P. L. Selater, Esq. [P.].            |
| 3. Buenos Ayres (with egg of<br><i>Brachyospiza pileata</i> ).   | W. H. Hudson, Esq. [P.].             |
| 2. Buenos Ayres (with egg of<br><i>Milvulus tyrannus</i> ).  | W. H. Hudson, Esq. [P.].             |
| 2. Buenos Ayres (with egg of <i>M.<br/>tyrannus</i> ).   | W. H. Hudson, Esq. [P.].             |
| 3. Buenos Ayres (with 3 eggs of<br><i>Pseudoleistes virescens</i> , see p. 383).   | W. H. Hudson, Esq. [P.].             |
| 1. Buenos Ayres (with 4 eggs of<br><i>P. virescens</i> ).  | W. H. Hudson, Esq. [P.].             |
| 1. Buenos Ayres (with 2 eggs of<br><i>Anthus correndera</i> , see p. 108).   | W. H. Hudson, Esq. [P.].             |
| 2. Buenos Ayres (with 5 eggs of<br><i>Scrophliaga nigricans</i> ).   | W. H. Hudson, Esq. [P.].             |
| 3. Buenos Ayres.   | W. H. Hudson, Esq. [P.].             |
| 17. Buenos Ayres ( <i>W. H. H.</i> ).  | Salvin-Godman Coll.                  |
| 1. Ajó, Buenos Ayres, 13th Nov.<br>( <i>C. H. B. Grant</i> ) (with 3 eggs<br>of <i>Brachyospiza pileata</i> ).   | Ernest Gibson, Esq. [P.].            |
| 5. Ajó, 9th Dec. ( <i>C. H. B. G.</i> ) (in<br>nest of <i>B. pileata</i> ).  | Ernest Gibson, Esq. [P.].            |
| 2. Ajó, 18th Jan. ( <i>C. H. B. G.</i> ) (with<br>2 eggs of <i>B. pileata</i> ).   | Ernest Gibson, Esq. [P.].            |
| 1. Ajó, 29th Dec. ( <i>C. H. B. G.</i> ) (with<br>8 eggs of <i>M. rufo-ocillaris</i> in<br>nest of <i>M. badius</i> , built inside<br>an old nest of <i>Anumbus acuti-<br/>caudus</i> , see p. 377). | Ernest Gibson, Esq. [P.].            |

- |    |   |                             |
|----|---|-----------------------------|
| 1  | Ajó, 12th Nov. ( <i>C. H. B. G.</i> ) (with 3 eggs of <i>Merula rufiventris</i> ).    | Ernest Gibson, Esq. [P.].   |
| 5. | Ajó, 20th Nov. ( <i>C. H. B. G.</i> ) (with 2 eggs of <i>M. rufiventris</i> ).        | Ernest Gibson, Esq. [P.].   |
| 1. | Ajó, 12th Oct. ( <i>C. H. B. G.</i> ) (with 3 eggs of <i>Minus modulator</i> ).       | Ernest Gibson, Esq. [P.].   |
| 1. | Ajó, 7th Dec. ( <i>C. H. B. G.</i> ) (with 4 eggs of <i>M. modulator</i> ).           | Ernest Gibson, Esq. [P.].   |
| 2. | Ajó, 30th Oct. ( <i>C. H. B. G.</i> ) (with 1 egg of <i>Machetornis rixosa</i> ).     | Ernest Gibson, Esq. [P.].   |
| 2. | Ajó, 19th Nov. ( <i>C. H. B. G.</i> ) (with 4 eggs of <i>M. rixosa</i> ).             | Ernest Gibson, Esq. [P.].   |
| 1. | Ajó, 18th Oct. ( <i>C. H. B. G.</i> ) (with 2 eggs of <i>Troglodytes hornensis</i> ). | Ernest Gibson, Esq. [P.].   |
| 2. | Ajó, 26th Oct. ( <i>C. H. B. G.</i> ) (with 4 eggs of <i>T. hornensis</i> ).          | Ernest Gibson, Esq. [P.].   |
| 1. | Ajó, 7th Dec. ( <i>C. H. B. G.</i> ) (with 5 eggs of <i>T. hornensis</i> ).           | Ernest Gibson, Esq. [P.].   |
| 2. | Ajó, 30th Nov. ( <i>C. H. B. G.</i> ) (with 2 eggs of <i>Synallaxis hudsoni</i> ).    | Ernest Gibson, Esq. [P.].   |
| 1. | Ajó, 12th Oct. ( <i>C. H. B. G.</i> ) (with 3 eggs of <i>Furnarius rufus</i> ).       | Ernest Gibson, Esq. [P.].   |
| 1. | Ajó, 19th Nov. ( <i>C. H. B. G.</i> ) (with 2 eggs of <i>Serphophaga nigricans</i> ). | Ernest Gibson, Esq. [P.].   |
| 4. | Mendoza ( <i>Burmeister</i> ).  | Salvin-Godman Coll.         |
| 5. | Uruguay.  | O. V. Aplin, Esq. [P.].     |
| 1. | Uruguay.  | O. V. Aplin, Esq. [P.].     |
| 2. | Paraguay.   | A. K. MacKinnon, Esq. [P.]. |
| 1. | Paraguay (with 3 eggs of <i>Pseudo-leistes virescens</i> , see p. 381).               | A. K. MacKinnon, Esq. [P.]. |

### *Molothrus cassini*, Finsch.

(Plate XVI. fig. 12.)

*Molothrus discolor*, *Scl. & Salr. P. Z. S.* 1879, p. 509.

*Molothrus cassini*, *Scl. Cat. Birds B. M.* xi. p. 337 (1886); *Sharpe, Hand-l.* v. p. 491 (1909); *Nehr. Kat. Eiersamml.* p. 342 (1910).

An egg of Cassin's Cow-bird is of a very broad oval shape, smooth and glossy. It is greyish-white, thickly freckled and spotted with pale reddish-brown and lavender-grey. It measures .96 by .77.

- |    |  |                     |
|----|--|---------------------|
| 1. | Santa Elena, Antioquia, U.S. Colombia ( <i>T. K. Salmon</i> ). | Salvin-Godman Coll. |
|----|--|---------------------|

### *Molothrus rufo-axillaris*, Cassin.

(Plate XVI. figs. 11 & 13.)

*Molothrus rufo-axillaris*, *Hudson, P. Z. S.* 1874, p. 161; *Scl. Cat. Birds B. M.* xi. p. 338 (1886); *Scl. & Huds. Argent. Orn.* i. p. 86 (1888); *Holland, Ibis*, 1892, p. 198; *Nehr. Kat. Eiersamml.* p. 100 (1899); *Ibering, Rev. Mus. Paulista*, iv. p. 220 (1900); *Sharpe, Hand-l.* v. p. 491 (1909); *Nehr. Kat. Eiersamml.* p. 342 (1910); *C. Grant, Ibis*, 1911, p. 104.

Eggs attributed to the Screaming Cow-bird by Mr. Hudson are elliptical in shape, the two ends being, however, rather pointed, and moderately glossy. They are grey, thickly and evenly speckled and mottled with pale purplish-brown and pale lavender. Three examples measure respectively: .9 by .68; .9 by .69; .93 by .69.

Eggs taken by Mr. Holland are of a regular oval shape and moderately glossy. They are greyish-white, thickly freckled with dark brown and underlying grey. They measure respectively: .95 by .7; .97 by .7.

Four of the eggs taken by Miss Runnacles are of a redder type, the ground being pinkish-white, and the numerous spots and freckles all over the shell reddish-brown and lilac-grey. They measure: .93 by .74; .9 by .7; .85 by .68 (two).

- |   |                            |
|---|----------------------------|
| 2. Argentine Republic, Nov.   | A. H. Holland, Esq. [C.].  |
| 2. Argentine Republic.  | Crowley Bequest.           |
| 4. Argentine Republic.  | Crowley Bequest.           |
| 5. Argentine Republic, Nov.   | A. H. Holland, Esq. [C.].  |
| 19. Buenos Ayres.   | W. H. Hudson, Esq. [P.].   |
| 3. Buenos Ayres.  | W. H. Hudson, Esq. [P.].   |
| 3. Ajó, Buenos Ayres, 10th Oct.<br>(with 1 egg of <i>Pseudocistes</i><br><i>virescens</i> , see p. 384.)  | Miss I. G. Runnacles [C.]. |
| 3. Ajó, 15th Nov. ( <i>C. H. B. G.</i> )<br>(in nest of <i>P. virescens</i> ).  | Ernest Gibson, Esq. [P.].  |
| 5. Ajó, 24th Nov. ( <i>C. H. B. G.</i> )<br>(with 4 eggs of <i>P. virescens</i> ).  | Ernest Gibson, Esq. [P.].  |
| 4. Ajó, 17th Oct.   | Miss I. G. Runnacles [C.]. |
| 4. Ajó, 3rd Feb. (with 1 egg of <i>M.</i><br><i>badius</i> , see p. 378).   | Miss I. G. Runnacles [C.]. |
| 3. Ajó, 17th Feb. (with 2 eggs of<br><i>M. badius</i> ).  | Miss I. G. Runnacles [C.]. |
| 8. Ajó, 29th Dec. ( <i>C. H. B. Grant</i> )<br>(with 1 egg of <i>M. bonariensis</i> ,<br>in nest of <i>M. badius</i> , in old nest<br>of <i>Anumbius acuticauda</i> , see<br>p. 375). | Ernest Gibson, Esq. [P.].  |

### *Molothrus badius* (Vieill.).

*Molothrus badius*, *Holtz, J. f. O.* 1870, p. 19, Taf. i. fig. 2; *Hudson, P. Z. S.* 1874, p. 159; *Dalgleish, Proc. R. Phys. Soc. Edinb.* vi. p. 245, pl. vii. fig. 4 (1880-1); *Scl. Cat. Birds B. M.* xi. p. 338 (1888); *Scl. & Huds. Argent. Orn.* i. p. 95 (1888); *Holland, Ibis*, 1892, p. 198; *Nehr. Kat. Eiersamml.* p. 100 (1899); *Euler, Rev. Mus. Paulista*, iv. p. 36 (1900); *Therling, t. c.* p. 220 (1900); *Sharpe, Hand-l. v.* p. 491 (1909); *Nehr. Kat. Eiersamml.* p. 342 (1910); *C. Grant, Ibis*, 1911, p. 104.

The eggs of the Bay-winged Cow-bird are of a rather broad oval shape and exhibit a considerable amount of gloss. They are white, greyish-white, or pinkish-white, finely and densely mottled with various shades of brown and underlying lavender or lilac-grey.

The markings are generally rather more dense at the broad end. Three specimens measure respectively: .99 by .76; .96 by .73; .95 by .73.

1. Ajó, Buenos Ayres, 3rd Feb. Miss I. G. Runnales [C.]  
(with 4 eggs of *M. rufo-axillaris*, see p. 377).
2. Ajó, 17th Feb. (with 3 eggs of Miss I. G. Runnales [C.]  
*M. rufo-axillaris*).

Genus **AGELÆUS**, *Vicill.*

*Agelæus phœniceus* (*Linna.*).

*Icterus phœniceus*, *Thien. Fortpflanz. ges. Vög.* tab. xxxvii. fig. 2, *a, b* (1845-54).

*Agelæus phœniceus*, *Baudelot, Eier Eur. Vög.* tab. 76. fig. 14 (1855-63); *Baird, Brewer & Ridgw. N. Amer. Birds*, ii. p. 159 (1874); *Bendire, Life-Hist. N. Amer. Birds*, ii. p. 449, pl. vi. figs. 13, 14, 15 (1895).

*Agelæus phœniceus*, *Coues, Birds N.-West*, p. 186 (1874); *Scl. Cat. Birds B. M.* xi. p. 340 (1886; *Sceholum, Eggs of Brit. Birds*, p. 231, pl. 54. fig. 18 (1896); *Nehrke, Kat. Eiersamml.* p. 100 (1899), p. 342 (1910); *Sharpe, Hand-l. v.* p. 491 (1909).

*Agelæus phœniceus phœniceus*, *Ridgw. Birds North & Middle Amer.* ii. p. 339 (1902).

The eggs of the Red-winged Blackbird, or Red-shouldered Starling, are of an oval shape, and moderately glossy. They are pale bluish-green, often clouded at the ends with greyish-pink or pale brown and sparingly marked, chiefly at the broad end, with spots, streaks, and lines resembling those on the eggs of some of the Buntings. These markings are black, brown, deep purplish-red, and pinkish-brown, many of them being blurred at the margins and running into the surrounding ground-colour. Numerous eggs measure from .9 to 1.1 in length, and from .67 to .75 in breadth.

- |   |                                   |
|---|-----------------------------------|
| 3. North America.   | Old Collection.                   |
| 15. North America.  | Purchased.                        |
| 12. North America ( <i>Henshaw Coll.</i> ).                                     | Salvin-Godman Coll.               |
| 9. North America ( <i>Smiths, Inst.</i> ).                                      | Salvin-Godman Coll.               |
| 5. North America ( <i>T. M. Brewer: Tristram Coll.</i> ).                       | Crowley Bequest.                  |
| 3. North America.   | Crowley Bequest.                  |
| 2. North America ( <i>D. G. Elliot: Tristram Coll.</i> ).                       | Crowley Bequest.                  |
| 3. Fort Resolution. Gt. Slave Lake, June ( <i>J. Lockhart: Smiths, Inst.</i> ). | Salvin-Godman Coll.               |
| 2. Canada.  | Salvin-Godman Coll.               |
| 6. Canada.  | Crowley Bequest.                  |
| 4. Vermillion, South Dakota, 30th May.  | W. Radcliffe Saunders, Esq. [P.]. |
| 4. Readville, Massachusetts, 20th May.  | W. Radcliffe Saunders, Esq. [P.]. |

- |    |   |                                  |
|----|---|----------------------------------|
| 4. | Pennsylvania ( <i>H. E. Dresser Coll.</i> ).              | Crowley Bequest.                 |
| 4. | Melburn, New Jersey, 18th May ( <i>W. E. D. Scott.</i> ). | Princeton University, N.J. [E.]. |
| 4. | Princeton, N.J., 1st June ( <i>W. E. D. S.</i> ).         | Princeton University, N.J. [E.]. |
| 2. | Princeton, 6th June ( <i>W. E. D. S.</i> ).               | Princeton University, N.J. [E.]. |
| 4. | Princeton, 6th June ( <i>W. E. D. S.</i> ).               | Princeton University, N.J. [E.]. |
| 4. | Princeton, 9th June ( <i>W. E. D. S.</i> ).               | Princeton University, N.J. [E.]. |
| 3. | Princeton, 9th June ( <i>W. E. D. S.</i> ).               | Princeton University, N.J. [E.]. |
| 3. | Princeton, 9th June ( <i>W. E. D. S.</i> ).               | Princeton University, N.J. [E.]. |
| 6. | Lake of Dueñas, Guatemala.                                | Salvin-Goduan Coll.              |

**Agelæus neutralis, Ridgw.**

- Agelaius phœniceus neutralis*, *Ridgway, Birds North & Middle Amer.* ii. p. 339 (1902).  
*Agelæus neutralis*, *Sharpe, Hand-l.* v. p. 492 (1909); *Nehrck. Kat. Eiersamm.* p. 343 (1910).

The eggs of the San Diego Redwing do not differ from those of *A. phœniceus*.

- |    |  |                                   |
|----|--|-----------------------------------|
| 3. | California ( <i>T. M. Brewer: Tris-tram Coll.</i> ). | Crowley Bequest.                  |
| 2. | California ( <i>J. H. Gurney: Tris-tram Coll.</i> ). | Crowley Bequest.                  |
| 4. | California, 24th April.                              | W. Radcliffe Saunders, Esq. [P.]. |

**Agelæus caurinus, Ridgw.**

(Plate XVI. fig. 15.)

- Agelaius phœniceus*, *Atwater (nee Linn.)*, *Auk*, ix. p. 237 (1892).  
*Agelaius phœniceus caurinus*, *Ridgw. Birds North & Middle Amer.* ii. p. 341 (1902).  
*Agelæus caurinus*, *Sharpe, Hand-l.* v. p. 493 (1909).

Two eggs of the North-Western Redwing do not differ from those of *A. phœniceus*.

- |    |  |                  |
|----|--|------------------|
| 2. | Victoria, Vancouver, B.C. ( <i>Ward: H. Noble Coll.</i> ). | Crowley Bequest. |
|----|--|------------------|

**Agelæus tricolor (Aud.).**

- Agelæus tricolor*, *Sel. Cat. Birds B. M.* xi. p. 342 (1886); *Sharpe, Hand-l.* v. p. 493 (1909); *Nehrck. Kat. Eiersamm.* p. 343 (1910).  
*Agelaius tricolor*, *Ridgway, Birds North & Middle Amer.* ii. p. 324 (1902).

An egg of the Tricoloured Blackbird resembles those of *A. phæniceus* in colour, markings, and size.

1. California (*Nehr Korn Coll.*). Crowley Bequest.

*Agelæus thilius* (*Mol.*).

(Plate XVI. figs. 16 & 17.)

*Icterus thilius*, *Thien. Fortpflanz. ges. Vög.* tab. xxxvii. fig. 9 (1845-54).  
*Agelæus thilius*, *Sci. Cat. Birds B. M.* xi. p. 343 (1886); *Sci. & Huds. Arg. Orn.* i. p. 97 (1888); *James, New List Chilean Birds*, p. 3 (1892); *Holland, Ibis*, 1892, p. 198; *Nehr. Kat. Eiersamml.* p. 100 (1899); *Ihering, Rev. Mus. Paulista*, iv. p. 220 (1900); *Sharpe, Hand-l. v.* p. 493 (1909); *Nehr. Kat. Eiersamml.* p. 343 (1910); *C. Grant, Ibis*, 1911, p. 105.

The eggs of the Yellow-shouldered Marsh-bird are of a narrow oval shape and moderately glossy. They vary in colour from pale greenish-blue to greyish-pink, spotted and blotched, chiefly at the broad end, with black, deep reddish-brown or dark purplish-brown. Some of the markings take the form of short, broad lines, and these, when they occur, generally form an irregular wreath or zone round the broad end. At this part also there are often some smears and spots of pale lavender. Specimens measure from .8 to 1 in length, and from .6 to .7 in breadth.

- |   |                            |
|---|----------------------------|
| 1. Chile.   | Crowley Bequest.           |
| 2. Chile.   | Crowley Bequest.           |
| 1. Chile.   | E. C. Reed, Esq. [P.].     |
| 2. Santiago, Chile, 3rd Nov. ( <i>Banc: Tristram Coll.</i> ). | Crowley Bequest.           |
| 3. Central Chile ( <i>Landbeck</i> ).                         | Berkeley James Coll.       |
| 3. Central Chile ( <i>Landbeck</i> ).                         | Berkeley James Coll.       |
| 3. Central Chile ( <i>Landbeck</i> ).                         | Berkeley James Coll.       |
| 3. Central Chile ( <i>Landbeck</i> ).                         | Berkeley James Coll.       |
| 5. Argentine Republic, Oct.                                   | A. H. Holland, Esq. [C.].  |
| 3. Ajo, Buenos Ayres, 8th Dec.                                | Miss I. G. Runnacles [C.]. |

*Agelæus flavus* (*Gmel.*).

(Plate XVII. figs. 1 & 2.)

*Icterus flavus*, *Thien. Fortpflanz. ges. Vög.* tab. xxxvii. fig. 16 (1845-54).  
*Agelæus flavus*, *Sci. Cat. Birds B. M.* xi. p. 346 (1886); *Sci. & Huds. Arg. Orn.* i. p. 98 (1888); *Holland, Ibis*, 1896, p. 315; *Nehr. Kat. Eiersamml.* p. 100 (1899); *Ihering, Rev. Mus. Paulista*, iv. p. 221 (1900); *Sharpe, Hand-l. v.* p. 494 (1909); *Nehr. Kat. Eiersamml.* p. 343 (1910).  
*Xanthostomus flavus*, *Gibson, Ibis*, 1885, p. 278.

The eggs of the Yellow-headed Marsh-bird are of a rather broad oval form and moderately glossy. They are very pale greenish-blue, speckled and blotched with pale chestnut-brown and lilac-



grey, or with dark purplish-brown and lilae. There are no traces of the lines which characterize the eggs of *A. phoeniceus* and many of those of *A. thilius*. Seven specimens measure from .88 to .92 in length, and from .66 to .7 in breadth.

- |                             |                           |
|-----------------------------|---------------------------|
| 3. Argentine Republic, Nov. | A. H. Holland, Esq. [C.]. |
| 4. Argentine Republic, Nov. | A. H. Holland, Esq. [C.]. |

### Agelæus ruficapillus, Vieill.

(Plate XVII. fig. 7.)

*Agelæus ruficapillus*, *Sel. Cat. Birds B. M.* xi. p. 347 (1886); *Sel. & Huds. Arg. Orn.* i. p. 99 (1888); *Ihering, Rev. Mus. Paulista*, iv. p. 221 (1900); *Sharpe, Hand-l.* v. p. 494 (1909); *Nehr. Kat. Eiersamml.* p. 343 (1910); *C. Grant, Ibis*, 1911, p. 105.

Eggs of the Red-headed Marsh-bird are of a rather pointed oval shape, and very slightly glossy. The ground is pale blue, with twisted lines or a number of spots and various irregularly shaped small blotches of purplish-black, mostly confined to the larger end. They vary from 1.0 to 1.05 in length, and from .7 to .8 in width.

- |                                 |                       |
|---------------------------------|-----------------------|
| 2. Argentine Republic.          | Crowley Bequest.      |
| 5. Sapucay, Paraguay, 31st Oct. | W. Foster, Esq. [C.]. |
| 2. Sapucay, 11th Dec.           | W. Foster, Esq. [C.]. |

### Genus LEISTES, Vigors.

#### *Leistes superciliaris* (Bonap.).

(Plate XVII. figs. 4 & 5.)

*Leistes superciliaris*, *Sel. Cat. Birds B. M.* xi. p. 349 (1886); *Sel. & Huds. Arg. Orn.* i. p. 100 (1888); *Holland, Ibis*, 1892, p. 198; *Ihering, Rev. Mus. Paulista*, iv. p. 221 (1900); *Sharpe, Hand-l.* v. p. 495 (1909); *Nehr. Kat. Eiersamml.* p. 343 (1910).

The eggs of the Red-breasted Marsh-bird are of a rather broad oval shape and moderately glossy. They are greyish-white or very pale green, profusely speckled and mottled with reddish-brown and lavender-grey. In some instances the markings form a dense cap over the broad end. Eleven examples measure from .87 to .96 in length, and from .62 to .73 in breadth.

- |                             |                           |
|-----------------------------|---------------------------|
| 3. Argentine Republic, Oct. | A. H. Holland, Esq. [C.]. |
| 2. Argentine Republic, Oct. | A. H. Holland, Esq. [C.]. |
| 4. Argentine Republic, Oct. | A. H. Holland, Esq. [C.]. |
| 2. Argentine Republic, Oct. | A. H. Holland, Esq. [C.]. |

Genus **XANTHOCEPHALUS**, Bonap.**Xanthocephalus xanthocephalus** (Bonap.).

- Xanthocephalus ieterocephalus*, Baird, Brewer & Ridgw. (*nee* Linn.)  
*N. Amer. Birds*, ii. p. 167 (1874).  
*Xanthocephalus longipes*, *Sci. Cat. Birds B. M.* xi. p. 350 (1886); *Salv. & Godm. Biol. Centr.-Amer., Aves*, i. p. 455 (1887); *Nehr. Kat. Eiersamml.* p. 100 (1890).  
*Xanthocephalus xanthocephalus*, Bendire, *Life-Hist. N. Amer. Birds*, ii. p. 446, pl. vi. figs. 10-12 (1895); *Ridgw. Birds North & Middle Amer.* ii. p. 347 (1902); *Sharpe, Hand-l.* v. p. 495 (1909); *Nehr. Kat. Eiersamml.* p. 343 (1910).

The eggs of the Yellow-headed Troupial are mostly of an elongate oval shape and fairly glossy. They vary from greyish-white to greenish-white, and are densely speckled and mottled with various shades of brown, grey, and pale rufous. The markings are most dense on the broad end of the egg, but seldom form a conspicuous cap. Numerous specimens measure from 1 to 1.2 in length, and from .7 to .78 in breadth.

- |     |  |                                  |
|-----|--|----------------------------------|
| 2.  | North America ( <i>Smiths. Inst.</i> ).                        | Salvin-Godman Coll.              |
| 12. | Washoe Lake, Nevada ( <i>Henshaw Coll.</i> ).                  | Salvin-Godman Coll.              |
| 9.  | Minnesota, 2nd June ( <i>Henshaw Coll.</i> ).                  | Salvin-Godman Coll.              |
| 1.  | Beaver Dam, Wisconsin ( <i>T. M. Brewer: Tristram Coll.</i> ). | Crowley Bequest.                 |
| 4.  | Iowa, 10th June.   | Crowley Bequest.                 |
| 5.  | Des Moines, Iowa, 24th May ( <i>J. B. Green</i> ).             | W. Radcliffe Saunders, Esq. [P]. |

Genus **AMBLYRHAMPHUS**, Leach.**Amblyramphus holosericeus** (Scop.).

- Amblyramphus ruber*, *Burm. La Plata Reise*, ii. p. 491 (1861).  
*Amblyramphus holosericeus*, *Sci. Cat. Birds B. M.* xi. p. 351 (1886); *Sci. & Huds. Arg. Orn.* i. p. 101 (1888); *Ihering, Rev. Mus. Paulista*, iv. p. 221 (1900); *Sharpe, Hand-l.* v. p. 495 (1909); *Nehr. Kat. Eiersamml.* p. 343 (1910); *C. Grant, Ibis*, 1911, p. 106.

Eggs of the Scarlet-headed Marsh-bird are of an ordinary oval shape and glossy. They closely resemble eggs of the Common Song-Thrush, the ground being pale blue, sparingly marked with a few small spots and irregular marks of dark purplish-black and purplish-grey. They measure respectively: 1.01 by .73; 1 by .73; 1 by .72; .98 by .74. These eggs agree with the description given by Hudson, but not with that given by Barmeister. Nehr Korn describes the ground-colour as yellowish-white.

- |    |  |                          |
|----|--|--------------------------|
| 1. | Aj6, Buenos Ayres, 15th Nov. ( <i>E. Gibson</i> ). | Crowley Bequest.         |
| 3. | Aj6, 23rd Dec. ( <i>C. H. B. Grant</i> ).          | Ernest Gibson, Esq. [P]. |

Genus PSEUDOLEISTES, *Sclater*.*Pseudoleistes guirahuro* (*Vicill.*).

(Plate XVII. figs. 6 &amp; 9.)

*Pseudoleistes guirahuro*, *Scl. Cat. Birds B. M.* xi. p. 352 (1886); *Euler, Rev. Mus. Paulista*, iv. p. 34 (1900); *Ihering, t. c.* p. 221 (1900); *Sharpe, Hand-l.* v. p. 495 (1909); *Nehrk. Kat. Eiersamml.* p. 344 (1910); *Clubb, Ibis*, 1910, p. 642.

Eggs of the Yellow-backed Marsh-bird are of a broad oval shape, sometimes almost spheroidal, and distinctly glossy. The ground is pinkish-white mottled with pinkish and lilac-grey; towards the larger end the shell is spotted and blotched with deep chocolate and brown-pink or maroon, some of the dark chocolate markings taking the form of irregular lines and sometimes partially bordering the brown-pink blotches. They vary from .9 to 1.08 in length, and from .7 to .8 in breadth.

- |                                  |                       |
|----------------------------------|-----------------------|
| 3. South Brazil.                 | Crowley Bequest.      |
| 2. South Brazil.                 | Crowley Bequest.      |
| 10. Sapucay, Paraguay, 20th Nov. | W. Foster, Esq. [C.]. |
| 2. Sapucay.                      | W. Foster, Esq. [C.]. |

*Pseudoleistes virescens* (*Vicill.*).

*Pseudoleistes virescens*, *Scl. Cat. Birds B. M.* xi. p. 352 (1886); *Scl. & Huds. Arg. Orn.* i. p. 102 (1888); *Holland, Ibis*, 1892, p. 199; *Nehrk. Kat. Eiersamml.* p. 101 (1899), p. 344 (1910); *Euler, Rev. Mus. Paulista*, iv. p. 34 (1900); *Ihering, t. c.* p. 221 (1900); *Sharpe, Hand-l.* v. p. 496 (1909); *C. Grant, Ibis*, 1911, p. 107.

The eggs of the Yellow-breasted Marsh-bird closely resemble eggs of *P. guirahuro*, and are of a broad oval shape and glossy. They are white or pinkish-white, densely speckled and blotched with rich reddish-brown, brown-lake or maroon, and lavender-grey. The markings are more or less confluent at the broad end of the egg, and form an irregular zone or imperfect cap. Examples measure from .94 to 1.11 in length, and from .72 to .8 in breadth.

- |   |                           |
|---|---------------------------|
| 2. Argentine Republic.  | Crowley Bequest.          |
| 5. Argentine Republic.  | Crowley Bequest.          |
| 5. Argentine Republic, Nov.   | A. H. Holland, Esq. [C.]. |
| 5. Argentine Republic, Nov.   | A. H. Holland, Esq. [C.]. |
| 3. Argentine Republic, Nov.   | A. H. Holland, Esq. [C.]. |
| 4. Buenos Ayres (with one egg of <i>Molothrus bonariensis</i> ) (see p. 375). | W. H. Hudson, Esq. [P.].  |
| 3. Buenos Ayres (with three eggs of <i>M. bonariensis</i> ).                  | W. H. Hudson, Esq. [P.].  |
| 5. Ajó, Buenos Ayres, 30th Oct. ( <i>C. H. B. Grant</i> ).                    | Ernest Gibson, Esq. [P.]. |

- |  |                             |
|--|-----------------------------|
| 4. Ajó, 24th Nov. ( <i>C. H. B. G.</i> )                           | Ernest Gibson, Esq. [P.].   |
| (with five eggs of <i>Molothrus rufo-axillaris</i> , see p. 377).  |                             |
| 1. Ajó, 10th Oct. (with three eggs of <i>M. rufo-axillaris</i> ).  | Miss I. G. Runnacles [C.].  |
| 3. Paraguay (with one egg of <i>M. bonariensis</i> ) (see p. 376). | A. K. MacKinnon, Esq. [P.]. |

Genus **CURÆUS**, *Sclater*.**Curæus aterrimus** (*Kittl.*).

(Plate XVII. fig. 8.)

*Curæus aterrimus*, *Scl. Cat. Birds B. M.* xi. p. 354 (1886); *James, New List Chilian Birds*, p. 3 (1892); *Lane, Ibis*, 1897, p. 27; *Nehrk. Kat. Eiersamml.* p. 101 (1899), p. 344 (1910); *Sharpe, Hand-l.* v. p. 496 (1909).

The eggs of the Chilian Starling are of an oval shape, sometimes broad, sometimes long and narrow, and moderately glossy. They are of a bluish-white or very pale blue colour, frequently plain, sometimes marked with a few black blotches, spots, lines, and hieroglyphic-like figures at the broad end. They measure from 1·05 to 1·35 in length, and from ·77 to ·86 in breadth.

- |   |                      |
|---|----------------------|
| 4. Chile.   | Old Collection.      |
| 1. Chile, March ( <i>Tristram Coll.</i> ).                | Crowley Bequest.     |
| 3. Central Chile ( <i>Landbeck</i> ).                     | Berkeley James Coll. |
| 3. Central Chile ( <i>Landbeck</i> ).                     | Berkeley James Coll. |
| 2. Santiago, Chile, 29th Sept. ( <i>Tristram Coll.</i> ). | Crowley Bequest.     |
| 3. Temuco, Southern Chile, 12th Nov.                      | A. Saldaña [C.].     |
| 2. Temuco, 14th Nov.                                      | A. Saldaña [C.].     |
| 4. Temuco, 19th Nov.                                      | A. Saldaña [C.].     |
| 4. Temuco, 21st Nov.                                      | A. Saldaña [C.].     |
| 3. Temuco, 26th Nov.                                      | A. Saldaña [C.].     |
| 1. West Coast of Patagonia.                               | Dr. Coppinger [P.].  |

Genus **TRUPIALIS**, *Bonap.***Trupialis militaris** (*Linn.*).

(Plate XVII. figs. 11 &amp; 12.)

*Icterus militaris*, *Thien. Fortpflanz. ges. Vög.* tab. xxxvii. fig. 13, *a, b* (1845-54).

*Sturnella militaris*, *Abhatt, Ibis*, 1861, p. 153.

*Trupialis militaris*, *Scl. Cat. Birds B. M.* xi. p. 356 (1886); *Scl. & Huds. Arg. Orn. i.* p. 104 (1888); *James, New List Chilian Birds*, p. 3 (1892); *Holland, Ibis*, 1897, p. 286; *Nehrk. Kat. Eiersamml.* p. 101 (1899), p. 344 (1910); *Crawshay, Birds of Tierra del Fuego*, p. 57 (1907); *Sharpe, Hand-l.* v. p. 496 (1909); *C. Grant, Ibis*, 1911, p. 108.

The eggs of the Patagonian Marsh-Starling are of a regular or somewhat narrow oval shape, and moderately glossy. They are pinkish-white, marked, more thickly at the broad end than elsewhere, with smears, blotches, spots, and occasional lines of

chocolate-brown, purplish-brown, brownish-pink, and lilac. They measure from 1·03 to 1·28 in length, and from ·7 to ·85 in breadth.

- |   |  |
|---|--|
| 2. Chile.   | Old Collection.  |
| 1. Chile ( <i>Tristram Coll.</i> ).                         | Crowley Bequest.                                       |
| 3. Central Chile, Oct.                                      | Berkeley James Coll.                                   |
| 2. Central Chile, Oct.                                      | Berkeley James Coll.                                   |
| 3. Central Chile, Oct.                                      | Berkeley James Coll.                                   |
| 3. Central Chile ( <i>Landbeck</i> ).                       | Berkeley James Coll.                                   |
| 3. Central Chile ( <i>Landbeck</i> ).                       | Berkeley James Coll.                                   |
| 3. Central Chile ( <i>Landbeck</i> ).                       | Berkeley James Coll.                                   |
| 2. Valparaiso, Chile, 12th Sept. ( <i>Tristram Coll.</i> ). | Crowley Bequest.                                       |
| 4. Argentine Republic, Oct.                                 |  |
| 5. Ajó, Buenos Ayres, 24th Dec. ( <i>C. H. B. Grant</i> ).  | A. H. Holland, Esq. [C.].<br>Ernest Gibson, Esq. [P.]. |
| 1. Falkland Islands ( <i>C. C. Abbott</i> ).                | Gould Coll.  |
| 1. Falkland Islands ( <i>C. C. A.</i> ).                    | Salvin-Godman Coll.                                    |
| 3. Falkland Islands.  | Purchased.   |
| 1. Falkland Islands ( <i>C. C. A. : Tristram Coll.</i> ).   | Crowley Bequest.                                       |
| 2. Falkland Islands.  | A. F. Cobb, Esq. [P.].                                 |

### *Trupialis bellicosa* (*De Fil.*).

(Plate XVII. fig. 3.)

- Sturnella bellicosa*, *Sci. & Salv. P. Z. S.* 1868, p. 569.  
*Trupialis bellicosa*, *Sci. Cat. Birds B. M.* xi. p. 357 (1886); *Nehrke. Kat. Eiersamml.* p. 101 (1899), p. 344 (1910); *Sharpe, Hand-l. v.* p. 496 (1909).

According to Nehrke eggs of the Allied Marsh-Starling resemble those of *T. militaris*; but examples in the Collection do not bear out this statement. They are of an elliptical form, somewhat pointed at both ends, and slightly glossy. The ground is white, sprinkled with minute dots of chestnut and lavender, densely at the broad end, sparingly elsewhere. Four eggs measure respectively: 1·18 by ·8; 1·16 by ·87; 1·16 by ·78; 1·11 by ·79.

- |  |                     |
|--|---------------------|
| 1. Arequipa, S.W. Peru, March ( <i>H. Whitely</i> ).             | Salvin-Godman Coll. |
| 1. Islay, S.W. Peru, 7th Oct. ( <i>H. W. : Tristram Coll.</i> ). | Crowley Bequest.    |
| 2. [Peru.]   | Crowley Bequest.    |

### *Trupialis defilippii*, *Bonap.*

(Plate XVII. figs. 10 & 13.)

- Trupialis defilippii*, *Sci. Cat. Birds B. M.* xi. p. 357 (1886); *Sci. & Huds. Arg. Orn.* i. p. 105 (1888); *Holland, Ibis*, 1895, p. 215; *Nehrke. Kat. Eiersamml.* p. 101 (1899), p. 344 (1910); *Ihering, Rev. Mus. Paulista*, iv. p. 221 (1900); *Sharpe, Hand-l. v.* p. 496 (1909).

The eggs of De Filippi's Marsh-Starling closely resemble those of *T. militaris*, but are somewhat smaller. Two specimens, however, differ remarkably from the others in being of a narrow elongate oval form, and in being cream-colour, densely mottled all over with pale chestnut-brown. Examples measure from .92 to 1.12 in length, and from .68 to .78 in breadth.

- |  |                           |
|--|---------------------------|
| 2. Argentine Republic, Oct.  | A. H. Holland, Esq. [C.]. |
| 3. Argentine Republic, Oct.  | A. H. Holland, Esq. [C.]. |
| 3. Argentine Republic, Oct.  | A. H. Holland, Esq. [C.]. |
| 4. Argentine Republic, Oct.  | A. H. Holland, Esq. [C.]. |
| 1. [Argentine Republic] ( <i>Nehrhorn Coll.: Tristram Coll.</i> ). | Crowley Bequest.          |

### Genus STURNELLA, Vieill.

#### *Sturnella magna* (Linn.).

*Sturnella magna*, *Baird, Brewer & Ridgw. N. Amer. Birds*, ii. p. 174 (1874); *Sci. Cat. Birds B. M.* xi. p. 358 (1886) [part.]; *Salv. & Godm. Biol. Centr.-Amer., Aves*, i. p. 456 (1887) [part.]; *Bendire, Life-Hist. N. Amer. Birds*, ii. p. 458, pl. vi. figs. 20, 21 (1895); *Nehr. Kat. Eiersamml.* p. 101 (1899), p. 344 (1910); *Sharpe, Hand-l.* v. p. 497 (1909).

*Sturnella magna magna*, *Ridgw. Birds North & Middle Amer.* ii. p. 357 (1902).

The eggs of the Meadow-Lark are generally of a broad oval form and moderately glossy. They are white, speckled, spotted, and blotched in some cases with pale chestnut-brown or pinkish-brown, in others with dark chocolate-brown, and again in others with a combination of the two colours. All have, moreover, numerous underlying markings of pale lavender-grey. The markings, especially the larger ones, are generally densest on the broad end of the egg, but they seldom form a well-defined zone or cap. Some specimens are marked entirely with small spots, but the majority have both spots and blotches. They measure from .91 to 1.2 in length, and from .75 to .9 in breadth.

- |   |                                   |
|---|-----------------------------------|
| 5. N. America.  | Crowley Bequest.                  |
| 2. N. America ( <i>T. M. Brewer: Tristram Coll.</i> ).                | Crowley Bequest.                  |
| 3. N. America ( <i>J. H. Gurney: Tristram Coll.</i> ).                | Crowley Bequest.                  |
| 8. N. America ( <i>Smiths. Inst.</i> ).                               | Salvin-Godman Coll.               |
| 2. N. America ( <i>Henshaw Coll.</i> ).                               | Salvin-Godman Coll.               |
| 5. Minnesota, 21st May.   | W. Radcliffe Saunders, Esq. [P.]. |
| 5. Summerfield, Munroe Co., Michigan, 5th May ( <i>J. Trombley</i> ). | W. Radcliffe Saunders, Esq. [P.]. |
| 4. Pennsylvania ( <i>D. G. Elliot: Tristram Coll.</i> ).              | Crowley Bequest.                  |

4. Barnegat, New Jersey, 28th June Princeton University, N.J.  
(*W. E. D. Scott*). [E.]
2. Princeton, New Jersey (*W. E. D. S.*) Princeton University, N.J.  
[E.]

*Sturnella mexicana*, *Sclater*.

- Sturnella hippocrepis*, *Scl. & Salv. Ibis*, 1859, p. 19.
- Sturnella mexicana*, *Scl. Ibis*, 1861, p. 179; *Sharpe, Hand-l. v.* p. 497 (1909); *Nehr. Kat. Eiersamml.* p. 344 (1910).
- Sturnella magna*, *Salv. & Godm. Biol. Centr.-Amer., Aves*, i. p. 456 (1887) [part., Guatemala].
- Sturnella magna mexicana*, *Bendire, Life-Hist. N. Amer. Birds*, ii. p. 461, pl. vi. fig. 22 (1895); *Ridgw. Birds North & Middle Amer.* ii. p. 362 (1902).

Eggs of the Mexican Meadow-Lark do not differ from those of *S. magna*.

4. Dueñas, Guatemala (*O. Salvin*). Salvin-Godman Coll.

*Sturnella inexpectata*, *Ridgw.*

(Plate XVII. figs. 15 & 16.)

- Sturnella magna inexpectata*, *Ridgw. Birds North & Middle Amer.* ii. p. 364 (1902).
- Sturnella inexpectata*, *Sharpe, Hand-l. v.* p. 497 (1909).

Three eggs of the Central American Meadow-Lark resemble the more strongly marked and blotched types of *S. magna*. One specimen has a well-marked zone of pinkish-brown and lilac-grey spots and blotches round the larger end.

2. Irazu, Costa Rica, 15th May. Mr. C. F. Underwood [C.]
1. San Pedro, Costa Rica, 17th May. Mr. C. F. Underwood [C.]

*Sturnella neglecta*, *Audub.*

- Sturnella neglecta*, *Lord, Proc. R. A. Inst. Woolwich*, iv. p. 339 (1865); *Ridgw. Birds North & Middle Amer.* ii. p. 365 (1902); *Sharpe, Hand-l. v.* p. 498 (1909); *Nehr. Kat. Eiersamml.* p. 344 (1910).
- Sturnella ludoviciana*, var. *neglecta*, *Allen, Proc. Bost. Soc. N. H.* xvii. pp. 46, 48, 60 (1874).
- Sturnella magna neglecta*, *Bendire, Life-Hist. N. Amer. Birds*, ii. p. 462, pl. vi. figs. 23, 24 (1895).

Eggs of the Western Meadow-Lark are indistinguishable from those of *S. magna*.

2. Victoria, Vancouver, B.C. (*Ward: H. Noble Coll.*) Crowley Bequest.
9. British Columbia, May (*J. K. Lord*). N. Amer. Boundary Comm.

3. Nevada, 3rd June (*Henshaw Coll.*) Salvin-Godman Coll.  
 1. Carson City, Nevada, 21st April (*Henshaw Coll.*) Salvin-Godman Coll.  
 4. Santa Cruz, California, 17th May. Crowley Bequest.

### *Sturnella meridionalis*, *Sclater*.

*Sturnella meridionalis*, *Scl. Ibis*, 1861, p. 179; *Sharpe, Hand-l.* v. p. 498 (1909); *Nehr. Kat. Eiersamml.* p. 344 (1910).  
*Sturnella magna*, *Ihering (nec Linn.)*, *Rev. Mus. Paulista*, iv. p. 222 (1900).

An egg of the Venezuelan Meadow-Lark is similar to that of *S. magna*.

1. Venezuela (*Nehrkorn Coll.*) Crowley Bequest.

### Genus *ICTERUS*, *Brisson*.

#### *Icterus baltimore* (*Linn.*).

*Icterus baltimore*, *Thien. Fortpflanz. ges. Vög.* tab. xxxvii. fig. 3, a, b (1845-54); *Baird, Brewer & Ridgw. N. Amer. Birds*, ii. p. 195 (1874); *Scl. Cat. Birds B. M.* xi. p. 364 (1886); *Salv. & Godm. Biol. Centr.-Amer., Aves*, i. p. 460 (1887); *Nehr. Kat. Eiersamml.* p. 101 (1899), p. 344 (1910); *Sharpe, Hand-l.* v. p. 498 (1909).  
*Icterus galbula*, *Bendire, Life-Hist. N. Amer. Birds*, ii. p. 482, pl. vii. figs. 6-9 (1895); *Ridgw. Birds North & Middle Amer.* ii. p. 310 (1902).

The eggs of the Baltimore Hangnest are of a narrow and sharply-pointed oval shape and moderately glossy. They are greyish-white, marked with spots, blotches and lines, both fine and thick, of black, brown or chocolate-brown and underlying lavender. The lines at the broad end of the egg in one specimen are complex and tangled, forming an irregular cap. The eggs vary from .86 to 1 in length, and from .6 to .65 in breadth.

2. North America (*Henshaw Coll.*) Salvin-Godman Coll.  
 1. North America (*Smiths. Inst.*) Salvin-Godman Coll.  
 1. Fort Dufferin, N.A., 14th June (*G. M. Dawson*) N. Amer. Boundary Comm.  
 4. Cedar Rapids, Iowa, 5th June (*F. L. Pircks*) W. Radcliffe Saunders, Esq. [P].  
 4. Chester, Pennsylvania (*C. J. Pennock*) Princeton University, N.J. [E].  
 5. Summit, New Jersey (*W. E. D. Scott*) Princeton University, N.J. [E].  
 4. Princeton, N.J., 6th June (*W. E. D. S.*) Princeton University, N.J. [E].  
 7. Philadelphia (*Tristram Coll.*) Crowley Bequest.  
 1. Massachusetts (*T. M. Brewer: Tristram Coll.*) Crowley Bequest.



**Icterus bullocki** (*Swainson*).

*Icterus bullocki*, *Lord, Proc. R. A. Inst. Woolwich*, iv. p. 339 (1865); *Baird, Brewer & Ridgw. N. Amer. Birds*, ii. p. 199 (1874); *Sennett, Bull. U.S. Geol. Geogr. Surv. Terr.* iv. p. 25 (1878); *Sci. Cat. Birds B. M.* xi. p. 365 (1886); *Salv. & Godm. Biol. Centr.-Amer., Aves*, i. p. 462 (1887); *Bendire, Life-Hist. N. Amer. Birds*, ii. p. 486, pl. vii. figs. 10-13 (1895); *Nehrck. Kat. Eiersamml.* p. 101 (1899), p. 344 (1910); *Ridgw. Birds North & Middle Amer.* ii. p. 314 (1902); *Sharpe, Hand-l.* v. p. 498 (1909).

The eggs of Bullock's Hangnest are very similar to those of *I. baltimore* already described. In three specimens in the series, the system of lines at the broad end of the egg is very intricate, and in two others the lines are fewer or altogether absent at that part. Specimens measure from .81 to 1 in length, and from .6 to .67 in breadth.

- |   |                                      |
|---|--------------------------------------|
| 1. North America ( <i>Smiths. Inst.</i> ).                              | Salvin-Godman Coll.                  |
| 3. British Columbia, July ( <i>J. K. Lord</i> ).                        | N. Amer. Boundary Comm.              |
| 1. Salt Lake City, Utah, 27th May ( <i>R. Ridgway: Henshaw Coll.</i> ). | Salvin-Godman Coll.                  |
| 2. California ( <i>T. M. Brewer: Tristram Coll.</i> ).                  | Crowley Bequest.                     |
| 5. Los Angeles, California, 6th June ( <i>A. Hunter</i> ).              | W. Radcliffe Saunders, Esq.<br>[P.]. |

**Icterus spurius** (*Linn.*).

*Icterus spurius*, *Baird, Brewer & Ridgw. N. Amer. Birds*, ii. p. 190 (1874); *Sci. Cat. Birds B. M.* xi. p. 366 (1886); *Salv. & Godm. Biol. Centr.-Amer., Aves*, i. p. 464 (1887); *Bendire, Life-Hist. N. Amer. Birds*, ii. p. 479, pl. vii. figs. 3-5 (1895); *Nehrck. Kat. Eiersamml.* p. 101 (1899), p. 344 (1910); *Ridgw. Birds North & Middle Amer.* ii. p. 275 (1902); *Sharpe, Hand-l.* v. p. 499 (1909).

*Icterus spurius affinis*, *Sennett, Bull. U.S. Geol. Geogr. Surv. Terr.* v. p. 397 (1879).

The eggs of the Orchard Hangnest are of a pointed oval shape and somewhat glossy. They are greyish-white or faint bluish-white, marked, chiefly on the broader half of the egg, with spots, small blotches and hieroglyphic-like streaks of black, purplish-brown and lavender. The eggs of this species lack entirely the long and intricate tracery of lines to be found on the eggs of *I. baltimore* and *I. bullocki*. The few lines present are all comparatively short. Specimens measure from .8 to .9 in length, and from .58 to .6 in breadth.

- |  |                                      |
|--|--------------------------------------|
| 4. North America.                          | W. Radcliffe Saunders, Esq.<br>[P.]. |
| 4. North America ( <i>Smiths. Inst.</i> ). | Salvin-Godman Coll.                  |

- |  |                                    |
|--|------------------------------------|
| 3. North America ( <i>J. G. Bell: Tristram Coll.</i> ).        | Crowley Bequest.                   |
| 2. North America ( <i>Henshaw Coll.</i> ).                     | Salvin-Godman Coll.                |
| 2. Chester, Pennsylvania ( <i>C. J. Pennock</i> ).             | Princeton University, N.J.<br>[E.] |
| 6. Louisiana ( <i>Henshaw Coll.</i> ).                         | Salvin-Godman Coll.                |
| 4. Princeton, New Jersey, 13th June ( <i>W. E. D. Scott</i> ). | Princeton University, N.J.<br>[E.] |
| 4. Philadelphia ( <i>Tristram Coll.</i> ).                     | Crowley Bequest.                   |
| 1. New Mexico ( <i>S. F. Baird: Tristram Coll.</i> ).          | Crowley Bequest.                   |

### *Icterus pyrrhopterus* (Vieill.).

*Icterus pyrrhopterus*, *Sci. Cat. Birds B. M.* xi. p. 368 (1886); *Sci. & Huds. Arg. Orn.* i. p. 107 (1888); *Sharpe, Hand-l.* v. p. 499 (1909); *Nehr. Kat. Eiersamml.* p. 344 (1910).

An egg said to be that of the Chestnut-shouldered Hangnest resembles eggs of *I. spurius* in lacking the tracery of lines. It is faint greenish-white, with small blotches and spots of chocolate-brown and lilac-grey, mostly confined to the larger end. It measures .87 by .6.

- |                 |                  |
|-----------------|------------------|
| 1. [S. Brazil.] | Crowley Bequest. |
|-----------------|------------------|

### *Icterus cayanensis* (Linn.).

(Plate XVII. fig. 14.)

*Icterus cajennensis*, *Thien. Fortpflanz. ges. Vög.* tab. xxvii. fig. 6 (1845-54).

*Icterus cayanensis*, *Sci. Cat. Birds B. M.* xi. p. 369 (1886); *Nehr. Kat. Eiersamml.* p. 102 (1899), p. 345 (1910); *Ihering, Rev. Mus. Paulista*, iv. p. 222 (1900); *Sharpe, Hand-l.* v. p. 499 (1909).

Four eggs believed to be those of the Yellow-winged Hangnest are of a broad and blunt oval shape, and glossy. They are stone-colour or pinkish-grey, marked, almost entirely in the form of a zone or cap at the broad end, with spots, blotches and short lines of black, chocolate-brown and lavender. They vary from .88 to 1 in length, and from .64 to .71 in breadth.

Nehr. describes eggs of this species as being blue-grey spotted with violet and black over the entire shell.

- |                   |                 |
|-------------------|-----------------|
| 4. South America. | Old Collection. |
|-------------------|-----------------|

### *Icterus wagleri*, *Sclater*.

(Plate XVII. fig. 17.)

*Icterus wagleri*, *Salv. Ibis*, 1859, p. 468; *Sci. Cat. Birds B. M.* xi. p. 372 (1886); *Salv. & Godm. Biol. Centr.-Amer. Aves*, i. p. 466

(1887); *Nehr. Kat. Eiersamml.* p. 102 (1899), p. 345 (1910); *Ridgw. Birds North & Middle Amer.* ii. p. 267 (1902); *Sharpe, Hand-l.* v. p. 500 (1909).

The eggs of Wagler's Haugnest are nearly elliptical in shape, and somewhat glossy. They are white, spotted and blotched, almost entirely at the broader end, with deep umber- or chocolate-brown and purplish-grey. Three examples measure respectively: 1.01 by .7; 1 by .7; .94 by .7.

Nehrkorn says that eggs of this species resemble those of *I. baltimore*, which are of an entirely different character to those described above. It is not unlikely that the eggs referred by him to *I. wayleri* are really those of *I. prothemelas*.

3. Volcan de Fuego, Guatemala, 24th July (O. Salvin) Salvin-Godman Coll.

### *Icterus prothemelas* (Strickl.).

*Icterus prothemelas*, *Sci. Cat. Birds B. M.* xi. p. 373 (1886); *Salv. & Godm. Biol. Centr.-Amer., Aves*, i. p. 466 (1887); *Ridgw. Birds North & Middle Amer.* ii. p. 269 (1902); *Sharpe, Hand-l.* v. p. 500 (1909); *Nehr. Kat. Eiersamml.* p. 345 (1910).

Eggs of Lesson's Haugnest resemble those of *I. baltimore*.

1. Mexico (*Nehrkorn Coll.*). Crowley Bequest.  
(Described by Nehrkorn as  
*I. wayleri*.)
2. Yucatan. Crowley Bequest.

### *Icterus parisorum*, Bonap.

*Icterus parisorum*, *Baird, Brewer & Ridgw. N. Amer. Birds*, ii. p. 188 (1874); *Sci. Cat. Birds B. M.* xi. p. 374 (1886); *Salv. & Godm. Biol. Centr.-Amer., Aves*, i. p. 463 (1887); *Bendire, Life-Hist. N. Amer. Birds*, ii. p. 471, pl. vi. figs. 28, 29 (1895); *Nehr. Kat. Eiersamml.* p. 102 (1899), p. 345 (1910); *Ridgw. Birds North & Middle Amer.* ii. p. 308 (1902); *Sharpe, Hand-l.* v. p. 501 (1909).

An egg of Scott's Haugnest is of a pointed oval shape and without gloss. It is white, sparingly spotted with black and lavender, and measures .9 by .67.

1. North America (*Smiths. Inst.*). Salvin-Godman Coll.

### *Icterus melanocephalus* (Wagl.).

*Icterus melanocephalus*, *Sci. Cat. Birds B. M.* xi. p. 375 (1886) [part.]; *Sharpe, Hand-l.* v. p. 501 (1909); *Nehr. Kat. Eiersamml.* p. 345 (1910).

*Icterus melanocephalus melanocephalus*, *Ridgw. Birds North & Middle Amer.* ii. p. 280 (1902).

Two eggs believed to be those of the Black-headed Hangnest resemble eggs of *I. spurius*. They measure respectively: .75 by .55; .73 by .53.

2. Mexico (*H. Buckley: Tristram* Crowley Bequest.  
*Coll.*).

### *Icterus auduboni, Giraud.*

- Icterus melanocephalus, var. auduboni, Baird, Brewer & Ridgw. N. Amer. Birds*, ii. p. 186 (1874).  
*Icterus melanocephalus, Sci. Cat. Birds B. M.* xi. p. 375 (1886) [part.];  
*Salv. & Godm. Biol. Centr.-Amer., Aves*, i. p. 468 (1887) [part.].  
*Icterus auduboni, Sennett, Bull. U.S. Geol. Geogr. Surv. Terr.* v. p. 399 (1879); *Bendire, Life-Hist. N. Amer. Birds*, ii. p. 469, pl. vi. figs. 25-27 (1895); *Sharpe, Hand-l.* v. p. 501 (1909); *Nehrck. Kat. Eiersamml.* p. 345 (1910).  
*Icterus melanocephalus auduboni, Ridgw. Birds North & Middle Amer.* ii. p. 282 (1902).

An egg of Audubon's Hangnest is of a regular oval shape and slightly glossy. It is white, somewhat thickly speckled all over with pale chestnut-brown and lavender. It measures .9 by .67.

1. North America (*Smiths. Inst.*) Salvin-Godman Coll.

### *Icterus cucullatus, Swains.*

- Icterus cucullatus, Baird, Brewer & Ridgw. N. Amer. Birds*, ii. p. 193 (1874) [part.]; *Sci. Cat. Birds B. M.* xi. p. 376 (1886) [part.];  
*Salv. & Godm. Biol. Centr.-Amer., Aves*, i. p. 471 (1887) [part.];  
*Sharpe, Hand-l.* v. p. 501 (1909); *Nehrck. Kat. Eiersamml.* p. 345 (1910).  
*Icterus cucullatus cucullatus, Ridgw. Birds North & Middle Amer.* ii. p. 287 (1902).

Two sets of eggs of the Hooded Hangnest are of a pointed oval form and almost devoid of gloss. They are of two types: two examples are plain white, while the remainder have the ground-colour pinkish-white or greyish-white, marked with twisted lines and blotches of deep chocolate-brown and lilac-grey, much as in *I. baltimore* and *I. bullocki*. They vary from .94 to 1.05 in length, and from .66 to .68 in breadth.

1. North America (*Nehrckorn Coll.*) Crowley Bequest.  
 5. Tepic, W. Mexico, 5th June (*H. B. Richardson*) Salvin-Godman Coll.  
 5. Tepic, 8th June (*W. B. R.*) Salvin-Godman Coll.

### *Icterus sennetti, Ridgw.*

- Icterus cucullatus, Sennett (nec Swains.), Bull. U.S. Geol. Geogr. Surv. Terr.* v. p. 398 (1879); *Bendire, Life-Hist. N. Amer. Birds*, ii. p. 474, pl. vi. figs. 30-32 (1895).

*Icterus cucullatus sennetti*, *Ridgw. Birds North & Middle Amer.* ii. p. 289 (1902).

*Icterus sennetti*, *Sharpe, Hand-l.* v. p. 501 (1909); *Nehr. Kat. Eiersamml.* p. 345 (1910).

Eggs of Sennett's Hangnest are of an elongate, pointed, oval shape, and without gloss. The ground is white, one is speckled all over with pale brown and lavender, the remainder are marked at the broad end only with a wreath of black and lavender spots and lines. They measure respectively: .91 by .6; .9 by .62; .9 by .59; .88 by .62; .86 by .62; and .85 by .61.

2. North America (*Smiths. Inst.*).

Salvin-Godman Coll.

4. San Antonio, Texas, 6th June.

W. Radcliffe Saunders, Esq.  
[P.].

### *Icterus mesomelas* (*Wagl.*).

(Plate XVII. fig. 20.)

*Icterus mesomelas*, *Boucard, P. Z. S.* 1883, p. 445; *Sci. Cat. Birds B. M.* xi. p. 378 (1886); *Salv. & Godm. Biol. Centr.-Amer., Aves*, i. p. 470 (1887); *Nehr. Kat. Eiersamml.* p. 102 (1899), p. 345 (1910); *Sharpe, Hand-l.* v. p. 502 (1909).

*Icterus mesomelas mesomelas*, *Ridgw. Birds North & Middle Amer.* ii. p. 305 (1902).

Eggs of the Yellow-tailed Hangnest are of a pointed or elongate oval form and slightly glossy. They are greyish-white, marked with lines of dark chocolate-brown and lavender. Some of the lines are short and blotchy; others are fine and encircle the egg in an irregular manner, but most of the markings are confined to the larger end. Four specimens measure respectively: 1.18 by .7; 1.15 by .7; 1.06 by .75; 1.06 by .7.

1. Mexico (*Nehrkorn Coll.*).

Crowley Bequest.

1. Vera Paz, Guatemala, Nov. (*Nehrkorn Coll.; Tristram Coll.*).

Crowley Bequest.

1. Valladolid, Yucatan (*G. F. Gaudmer*).

Salvin-Godman Coll.

1. Honduras.

W. Radcliffe Saunders, Esq.  
[P.].

### *Icterus giraudi*, *Cassin.*

(Plate XVII. fig. 19.)

*Icterus giraudi*, *Sci. & Salv. P. Z. S.* 1879, p. 509; *Sci. Cat. Birds B. M.* xi. p. 379 (1886); *Salv. & Godm. Biol. Centr.-Amer., Aves*, i. p. 469 (1887); *Nehr. Kat. Eiersamml.* p. 102 (1899), p. 345 (1910); *Ridgw. Birds North & Middle Amer.* ii. p. 293 (1902); *Sharpe, Hand-l.* v. p. 502 (1909).

Four eggs of Giraud's Hangnest are of a rather narrow oval shape and slightly glossy. They are dull white, marked, chiefly at

the broad end, with spots, blotches, lines and hieroglyphics of purplish-brown and lavender. They measure respectively: 1.13 by .7; 1.06 by .7; 1.05 by .71; 1.03 by .7.

2. [U.S. Colombia.] Crowley Bequest.
2. Medellin, Antioquia, U.S. Colombia Salvin-Godman Coll.  
(T. K. Salmon).

### *Icterus gularis* (Wagl.).

- Icterus gularis*, *Owen, Ibis*, 1861, p. 62; *Scl. Cat. Birds B. M.* xi. p. 384 (1886); *Salv. & Godm. Biol. Centr.-Amer., Aves*, i. p. 475 (1887); *Nehr. Kat. Eiersamml.* p. 102 (1899), p. 346 (1910); *Sharpe, Hand-l.* v. p. 504 (1909).
- Icterus gularis gularis*, *Ridgw. Birds North & Middle Amer.* ii. p. 284 (1902).

Three eggs of Lichtenstein's Hangnest closely resemble eggs of *I. mesomelas* already described. They measure 1 by .7; 1.08 by .76; 1.03 by .75.

1. San Geronimo, Guatemala, 8th June (R. Owen) Salvin-Godman Coll.
2. Mexico (*Tristram Coll.*). Crowley Bequest.

### *Icterus sclateri*, Cassin.

- Icterus mentalis*, *Owen (nec Less.), Ibis*, 1861, p. 62, pl. ii. fig. 5.
- Icterus sclateri*, *Scl. Cat. Birds B. M.* xi. p. 385 (1886); *Salv. & Godm. Biol. Centr.-Amer., Aves*, i. p. 476 (1887); *Nehr. Kat. Eiersamml.* p. 102 (1899), p. 346 (1910); *Ridgw. Birds North & Middle Amer.* ii. p. 297 (1902); *Sharpe, Hand-l.* v. p. 504 (1909).

The eggs of Sclater's Hangnest are similar to the eggs of *I. mesomelas* and *I. gularis*. Five examples measure respectively: 1.08 by .69; 1.07 by .7; 1.05 by .7; 1.01 by .66; .99 by .7.

4. San Geronimo, Guatemala, 5th May (R. Owen) Salvin-Godman Coll.
1. San Geronimo, 5th May (R. O.: *Tristram Coll.*) Crowley Bequest.

### *Icterus pustulatus* (Wagl.).

- Icterus pustulatus*, *Scl. Cat. Birds B. M.* xi. p. 386 (1886); *Salv. & Godm. Biol. Centr.-Amer., Aves*, i. p. 477 (1887); *Ridgw. Birds North & Middle Amer.* ii. p. 295 (1902); *Sharpe, Hand-l.* v. p. 505 (1909); *Nehr. Kat. Eiersamml.* p. 346 (1910)

Two eggs of the Scarlet-headed Hangnest are of a rather narrow-pointed oval form, slightly glossy and pure white. They measure respectively: .98 by .7 and .98 by .66.

2. Mazatlan, W. Mexico (A. Forrer). Crowley Bequest.

**Icterus leucopteryx** (*Wagl.*).

(Plate XVII. figs. 18 &amp; 21.)

*Icterus leucopteryx*, *Gosse, Birds Jamaica*, p. 226 (1847); *Scl. Cat. Birds B. M.* xi. p. 387 (1886); *Ridgw. Birds North & Middle Amer.* ii. p. 303 (1902); *Sharpe, Hand-l.* v. p. 505 (1909).

Eggs of the Jamaican Hangnest or Banana-Bird are of a rather pointed oval shape, and almost or quite devoid of gloss. The ground is pale buffy-white or brownish-white with a tracery of fine lines and blotched lines round the cap, one specimen being especially handsomely and boldly marked. Three eggs measure respectively: .98 by .68; .96 by .66; and .93 by .66.

1. Jamaica. Crowley Bequest.
2. Port Henderson, Jamaica, 27th June (*C. B. Taylor*). Crowley Bequest.

Genus **EUPHAGUS**, *Cassin.***Euphagus carolinus** (*P. L. S. Müll.*).

*Scolecophagus ferrugineus*, *Baird, Brewer & Ridgw. N. Amer. Birds*, ii. p. 203 (1874); *Banks, Auk*, ii. p. 106 (1885); *Scl. Cat. Birds B. M.* xi. p. 390 (1886); *Nehr. Kat. Eiersamml.* p. 103 (1899).

*Scolecophagus carolinus*, *MacFarlane, Proc. U. S. Nat. Mus.* xiv. p. 440 (1891); *Bendire, Life-Hist. N. Amer. Birds*, ii. p. 489, pl. vii. figs. 14-16 (1895); *Ridgw. Birds North & Middle Amer.* ii. p. 246 (1902).

*Euphagus carolinus*, *Sharpe, Hand-l.* v. p. 506 (1909); *Nehr. Kat. Eiersamml.* p. 346 (1910).

The eggs of the Rusty Grackle are of two types. In one, they are of an ordinary, but somewhat pointed, oval shape, moderately glossy, and pale bluish-green, blotched, smeared and mottled with pale brown or pinkish-brown and lavender-grey. In the second type, the eggs are of a blunt oval shape, almost elliptical, and rather highly glossy. They are greenish-grey, very densely mottled all over with dark brown and dull lavender, little of the ground being visible. Eight examples measure from 1 to 1.1 in length, and from .72 to .77 in breadth.

1. [North-West America] (*J. J. Audubon: Tristram Coll.*). Crowley Bequest.
3. North-West America. Gould Coll.
1. Anderson River, Arctic America, June (*R. MacFarlane: Henshaw Coll.*). Salvin-Godman Coll.
3. Anderson River, June (*R. MacF.: Smiths. Inst.*). Salvin-Godman Coll.

**Euphagus cyanocephalus** (Wagl.).

*Scolecophagus cyanocephalus*, *Blakiston, Ibis*, 1863, p. 82; *Baird, Brewer & Ridgw. N. Amer. Birds*, ii. p. 206 (1874); *Henshaw, Rep. Orn. Wheeler's Surv.* 1874, p. 82; *Coues, Birds N.-West*, p. 199 (1874); *Scl. Cat. Birds B. M.* xi. p. 390 (1886); *Bendire, Life-Hist. N. Amer. Birds*, ii. p. 493, pl. vii. figs. 17-20 (1895); *Nehrck. Kat. Eiersamml.* p. 103 (1899); *Ridgw. Birds North & Middle Amer.* ii. p. 248 (1902).

*Euphagus cyanocephalus*, *Sharpe, Hand-l.* v. p. 506 (1909); *Nehrck. Kat. Eiersamml.* p. 346 (1910).

The eggs of Brewer's Grackle are of a broad oval form and glossy. They are pale greenish-blue or greenish-grey, marbled, blotched and clouded with several shades of brown and rufous, and also marked with spots, small blotches and short lines of deep chocolate or purplish-brown. The ground-colour is smeared in places with lilac or lavender. In one set of four eggs from California the ground in two is pale blue, one being unmarked, while the other one has only a few short black hair-lines and small blotches of purplish-black; the remaining two eggs are pale greyish-blue, somewhat smeared with brownish and with a few blotches or twisted lines as in eggs of *Quiscalus quisqualis* (see p. 397). Examples measure from .95 to 1.05 in length, and from .67 to .8 in breadth.

- |   |                                      |
|---|--------------------------------------|
| 5. North America ( <i>Field Coll.</i> ).  | W. Radcliffe Saunders, Esq.<br>[P.]. |
| 1. Carlton, N. America, 25th May<br>( <i>T. W. Blakiston</i> ).                         | Salvin-Godman Coll.                  |
| 4. Fort Benton, N. America ( <i>Smiths. Inst.</i> ).                                    | Salvin-Godman Coll.                  |
| 2. Head-waters of the Missouri,<br>27th June ( <i>W. F. Reynolds: Tristram Coll.</i> ). | Crowley Bequest.                     |
| 5. Fort Garland, Colorado ( <i>H. W. Henshaw</i> ).                                     | Salvin-Godman Coll.                  |
| 2. Nevada, 21st May ( <i>H. W. H.</i> ).  | Salvin-Godman Coll.                  |
| 4. Woodland, California, 31st May<br>( <i>A. M. Ingersoll</i> ).                        | W. Radcliffe Saunders, Esq.<br>[P.]. |
| 3. San Francisco, California, 1st June<br>( <i>A. J. Burrows</i> ).                     | Crowley Bequest.                     |
| 5. Santa Cruz, California, 5th Nov.<br>( <i>A. M. I.</i> ).                             | W. Radcliffe Saunders, Esq.<br>[P.]. |
| 5. San Diego, California, 15th May<br>( <i>H. M. Conville</i> ).                        | W. Radcliffe Saunders, Esq.<br>[P.]. |
| 2. Mexico.  | Crowley Bequest.                     |

Genus **DIVES**, *Cassin*.**Dives dives** (*Licht.*).

(Plate XVIII. figs. 3 &amp; 4.)

*Lamprosar dives*, *Boncard, P. Z. S.* 1883, p. 446.

*Dives sumichrasti*, *Scl. Cat. Birds B. M.* xi. p. 392 (1886); *Salv. & Godm. Biol. Centr.-Amer., Aves*, i. p. 481 (1887); *Nehrck. Kat. Eiersamml.* p. 103 (1899).



Dives dives, *Ridgw. Birds North & Middle Amer.* ii. p. 254 (1902); *Sharpe, Hand-l.* v. p. 506 (1909); *Nehr. Kat. Eiersamml.* p. 346 (1910).

Eggs of Sumichrast's Grackle vary from a regular oval to a pointed oval shape, and are moderately glossy. One is blue, marked at the broad end with a few black blotches, spots, and intertwined lines which form an irregular wreath. It measures 1.17 by .8. Some eggs have only a few spots and closely resemble eggs of the Song Thrush (*Turdus musicus*). They vary from 1.04 to 1.16 in length, and from .77 to .81 in breadth.

- |  |                                     |
|--|-------------------------------------|
| 3. Yucatan.                                    | W. Radcliffe Saunders, Esq.<br>[P.] |
| 2. Yucatan ( <i>Nehrkorn Coll.</i> ).          | Crowley Bequest.                    |
| 3. Yucatan.                                    | Crowley Bequest.                    |
| 1. Valladolid, Yucatan ( <i>G.F. Gaumer</i> ). | Salvin-Godman Coll.                 |

### Genus QUISCALUS, *Vuill.*

#### *Quiscalus quiscalus* (*Linn.*).

*Icterus quiscalus*, *Thien. Fortplanz. ges. Vög.* tab. xxxvii. fig. 17, a, b, c (1845-54).

*Quiscalus purpureus*, *Baird, Brewer & Ridgw. N. Amer. Birds*, ii. p. 214 (1874); *Coues, Birds N.-West*, p. 203 (1874).

*Quiscalus versicolor*, *Scl. Cat. Birds B. M.* xi. p. 394 (1886); *Nehr. Kat. Eiersamml.* p. 103 (1899).

*Quiscalus quiscula*, *Bendire, Life-Hist. N. Amer. Birds*, ii. p. 497, pl. vii. figs. 21-23 (1895).

*Quiscalus quiscula quiscula*, *Ridgw. Birds North & Middle Amer.* ii. p. 215 (1902).

*Quiscalus quiscalus*, *Sharpe, Hand-l.* v. p. 507 (1909); *Nehr. Kat. Eiersamml.* p. 346 (1910).

The eggs of the Purple Grackle, or Changeable Troupial, are mostly of a regular oval shape and moderately glossy. The ground-colour is of some shade of green, varying from greenish-white and greyish-green to pale greenish-blue. The markings are coarse and consist of blotches and thick twisted lines of black and deep purplish-brown. Most specimens are also marked with smears and clouds of various shades of brown, chiefly pale, and some spots and blotches of underlying lavender. A few examples are mottled all over with pale reddish-brown to such an extent that little of the ground-colour is left visible. On these, the dark blotches and lines, so characteristic of most of the eggs of this species, are entirely absent. They measure from 1.1 to 1.3 in length, and from .8 to .9 in breadth.

- |   |                  |
|---|------------------|
| 8. North America.   | Crowley Bequest. |
| 2. North America ( <i>D. G. Elliot: Tristram Coll.</i> ). | Crowley Bequest. |
| 4. North America ( <i>Dresser Coll.</i> ).                | Crowley Bequest. |

- |  |                                     |
|--|-------------------------------------|
| 5. North America ( <i>Henshaw Coll.</i> ).                   | Salvin-Godman Coll.                 |
| 4. North America.  | W. Radcliffe Saunders, Esq.<br>[P.] |
| 4. North America ( <i>Field Coll.</i> ).                     | W. Radcliffe Saunders, Esq.<br>[P.] |
| 4. North America ( <i>Smiths. Inst.</i> ).                   | Salvin-Godman Coll.                 |
| 3. North America ( <i>Smiths. Inst.</i> ).                   | Salvin-Godman Coll.                 |
| 4. North America.  | Old Collection.                     |
| 2. Saskatchewan.   | Mons. Bourgeau [C.]                 |
| 3. Manitoba ( <i>G. M. Dawson</i> ).                         | N. Amer. Boundary Comm.             |
| 3. Souris River, 12 June ( <i>G. M. D.</i> ).                | N. Amer. Boundary Comm.             |
| 2. Fort Dufferin, 7th June ( <i>G. M. D.</i> ).              | N. Amer. Boundary Comm.             |
| 4. Buchanan Co., Iowa, 17th May<br>( <i>Henshaw Coll.</i> ). | Salvin-Godman Coll.                 |
| 1. New Brunswick ( <i>H. E. Dresser</i> ).                   | Salvin-Godman Coll.                 |
| 4. Middlesex, Connecticut, 17th May.                         | W. Radcliffe Saunders, Esq.<br>[P.] |

### *Quiscalus aglæus*, Baird.

- Quiscalus purpureus*, var. *aglæus*, Baird, *Brewer & Ridgw. N. Amer. Birds*, ii. p. 221 (1874).
- Quiscalus versicolor*, *Sel. Cat. Birds B. M.* xi. p. 394 (1886) [part.].
- Quiscalus quiscula aglæus*, Bendire, *Life-Hist. N. Amer. Birds*, ii. p. 50, pl. vii. figs. 24, 25 (1895); *Ridgw. Birds North & Middle Amer.* ii. p. 217 (1902).
- Quiscalus aglæus*, Sharpe, *Hand-l.* v. p. 507 (1907); *Nehrk. Kat. Eiersamml.* p. 346 (1910).

Eggs of the Florida Grackle do not differ from those of *Q. quisculus*.

- |                              |                                     |
|------------------------------|-------------------------------------|
| 4. [Florida.]                | W. Radcliffe Saunders, Esq.<br>[P.] |
| 4. Tampa, Florida, 26th May. | W. Radcliffe Saunders, Esq.<br>[P.] |

### *Quiscalus æneus*, Ridgw.

- Quiscalus purpureus*, var. *æneus*, Baird, *Brewer & Ridgw. N. Amer. Birds*, ii. p. 218 (1874).
- Quiscalus versicolor*, *Sel. Cat. Birds B. M.* xi. p. 394 (1886) [part.].
- Quiscalus quiscula æneus*, Deacon, *Biol. Rev. Ontario*, i. p. 69 (1894); *Bendire, Life-Hist. N. Amer. Birds*, ii. p. 501, pl. vii. figs. 26, 27 (1895); *Ridgw. Birds North & Middle Amer.* ii. p. 219 (1902).
- Quiscalus æneus*, Sharpe, *Hand-l.* v. p. 508 (1909); *Nehrk. Kat. Eiersamml.* p. 346 (1910).

Eggs of the Bronzed Grackle do not differ from those of *Q. quisculus* or *Q. aglæus* described above.

- |                             |                                     |
|-----------------------------|-------------------------------------|
| 4. North America.           | W. Radcliffe Saunders, Esq.<br>[P.] |
| 6. Austin, Texas, 2nd June. | W. Radcliffe Saunders, Esq.<br>[P.] |

Genus **MEGAQUISCALUS**, *Cassin.***Megaquiscalus major** (*Vieill.*).

- Quiscalus major*, *Baird, Brewer & Ridgw. N. Amer. Birds*, ii. p. 222 (1874); *Sci. Cat. Birds B. M.* xi. p. 395 (1886); *Bendire, Life-Hist. N. Amer. Birds*, ii. p. 506, pl. vii, figs. 30, 31 (1895); *Nehrck. Kat. Eiersamml.* p. 103 (1899).
- Megaquiscalus major*, *Sharpe, Hand-l.* v. p. 508 (1909); *Nehrck. Kat. Eiersamml.* p. 347 (1910).
- Megaquiscalus major major*, *Ridgw. Birds North & Middle Amer.* ii. p. 236 (1902).

The eggs of the Boat-tailed Grackle are of an ordinary oval shape and fairly glossy. They are of a pinkish stone-colour, marked with some blotches and numerous long straggling lines of black or deep purplish-brown. Some of these markings are blurred at the edge and run into the surrounding ground-colour. A few examples exhibit traces of underlying lavender spots. Eggs measure from 1.1 to 1.3 in length, and from .82 to .9 in breadth.

- |  |                                      |
|--|--------------------------------------|
| 2. North America ( <i>J. G. Bell: Tristram Coll.</i> ).              | Crowley Bequest.                     |
| 4. North America.  | W. Radcliffe Saunders, Esq.<br>[P.]. |
| 5. North America ( <i>Henshaw Coll.</i> ).                           | Salvin-Codman Coll.                  |
| 2. North America ( <i>Smiths. Inst.</i> ).                           | Salvin-Codman Coll.                  |
| 2. North America ( <i>W. E. D. Scott</i> ).                          | Princeton University, N.J.<br>[E.].  |
| 3. Hog Island, Virginia, 22nd May<br>( <i>W. E. D. S.</i> ).         | Princeton University, N.J.<br>[E.].  |
| 2. Newport, N. Carolina, 3rd June<br>( <i>G. J. Burrows</i> ).       | Crowley Bequest.                     |
| 3. Clear Water Harbour, Florida,<br>15th May ( <i>W. E. D. S.</i> ). | Princeton University, N.J.<br>[E.].  |
| 2. Clear Water Harbour, 15th May<br>( <i>J. H. Devereux</i> ).       | Princeton University, N.J.<br>[E.].  |
| 3. Clear Water Harbour, 15th May<br>( <i>J. H. D.</i> ).             | Princeton University, N.J.<br>[E.].  |
| 2. Clear Water Harbour, 15th May<br>( <i>J. H. D.</i> ).             | Princeton University, N.J.<br>[E.].  |
| 1. Texas ( <i>H. E. Dresser</i> ).                                   | Crowley Bequest.                     |
| 4. Brownsville, Texas, 5th June.                                     | W. Radcliffe Saunders, Esq.<br>[P.]. |

**Megaquiscalus macrurus** (*Swains.*).

- Quiscalus macrurus*, *Sci. & Salv. Ibis*, 1859, p. 20; *Merrill, Pr. U. S. Nat. Mus.* i. p. 135 (1879); *Sennett, Bull. U. S. Geol. Geogr. Surv. Terr.* v. p. 400 (1879); *Sci. Cat. Birds B. M.* xi. p. 396 (1886); *Salv. & Godm. Biol. Centr.-Amer., Aves.* i. p. 482 (1887); *Bendire, Life-Hist. N. Amer. Birds*, ii. p. 504, pl. vii, figs. 28, 29 (1895); *Nehrck. Kat. Eiersamml.* p. 103 (1899).
- Quiscalus major*, *apud Salvin, Ibis*, 1866, p. 194.
- Quiscalus major, var. macrurus*, *Baird, Brewer & Ridgw. N. Amer. Birds*, ii. p. 225 (1874).

*Megaquiscalus major macrourus*, *Ridgw. Birds North & Middle Amer.* ii. p. 238 (1902).

*Megaquiscalus macrurus*, *Sharpe, Hand-l.* v. p. 508 (1909); *Nehrke. Kat. Eiersamml.* p. 347 (1910).

The eggs of the Great-tailed Grackle closely resemble those of *M. major*. The ground-colour is, however, frequently tinged with green. Specimens measure from 1.26 to 1.54 in length, and from .82 to .93 in breadth.

- |  |                                     |
|--|-------------------------------------|
| 4. North America.  | W. Radcliffe Saunders, Esq.<br>[P.] |
| 4. North America.  | W. Radcliffe Saunders, Esq.<br>[P.] |
| 4. North America.  | W. Radcliffe Saunders, Esq.<br>[P.] |
| 4. Tampico, Mexico, 22nd May.                                    | W. Radcliffe Saunders, Esq.<br>[P.] |
| 5. Victoria, Tampico, 23rd April<br>( <i>W. B. Richardson</i> ). | Salvin-Godman Coll.                 |
| 2. Mexico.   | Old Collection.                     |
| 2. Oaxaca, Mexico.   | C. G. Richards, Esq. [P.]           |
| 3. Matamoras ( <i>L. B. Couch: Hen-<br/>shaw Coll.</i> ).        | Salvin-Godman Coll.                 |
| 1. Dueñas, Guatemala ( <i>O. Salvin:<br/>Tristram Coll.</i> ).   | Crowley Bequest.                    |
| 1. Dueñas ( <i>O. S.: Tristram Coll.</i> ).                      | Crowley Bequest.                    |
| 2. Dueñas, 8th May ( <i>O. S.</i> ).                             | Salvin-Godman Coll.                 |
| 1. Dueñas, 19th May ( <i>O. S.</i> ).                            | Salvin-Godman Coll.                 |
| 3. Dueñas, 27th May ( <i>O. S.: Tris-<br/>tram Coll.</i> ).      | Crowley Bequest.                    |
| 1. Dueñas, 27th May ( <i>O. S.</i> ).                            | Salvin-Godman Coll.                 |
| 4. Dueñas, 28th May ( <i>O. S.</i> ).                            | Salvin-Godman Coll.                 |
| 4. Dueñas, 29th May ( <i>O. S.</i> ).                            | Salvin-Godman Coll.                 |
| 2. Dueñas, 29th May ( <i>O. S.</i> ).                            | Salvin-Godman Coll.                 |
| 3. Dueñas, 29th May ( <i>O. S.</i> ).                            | Salvin-Godman Coll.                 |
| 2. Dueñas, 29th May ( <i>O. S.</i> ).                            | Salvin-Godman Coll.                 |
| 3. Dueñas, 29th May ( <i>O. S.</i> ).                            | Salvin-Godman Coll.                 |
| 1. Dueñas, 29th May ( <i>O. S.</i> ).                            | Salvin-Godman Coll.                 |
| 1. Glover's Reef, Honduras.                                      | Salvin-Godman Coll.                 |

### *Megaquiscalus tenuirostris* (*Swains.*)

(Plate XVIII. fig. 9.)

*Quiscalus tenuirostris*, *Scl. Cat. Birds B. M.* xi. p. 397 (1886); *Sa'r. & Godm. Biol. Centr.-Amer. Aves*, i. p. 485 (1887).

*Megaquiscalus tenuirostris*, *Ridgw. Birds North & Middle Amer.* ii. p. 243 (1902); *Sharpe, Hand-l.* v. p. 509 (1909); *Nehrke. Kat. Eiersamml.* p. 347 (1910).

Two eggs of the slender-billed Grackle resemble those of *M. major* and *M. macrurus* but are rather smaller. They measure respectively 1.2 by .82, and 1.09 by .8.

- |  |                  |
|--|------------------|
| 2. Mazatlan, W. Mexico ( <i>A. Forrer</i> ). | Crowley Bequest. |
|--|------------------|

Genus **HOLOQUISCALUS**, *Cassin.***Holoquiscalus jamaicensis** (*Daud.*).

(Plate XVIII. figs. 1 &amp; 2.)

*Quiscalus crassirostris*, *Gosse, Birds Jamaica*, p. 217 (1847); *Scl. Cat. Birds B. M.* xi. p. 398 (1886); *Nehr. Kat. Eiersamml.* p. 104 (1899).

*Holoquiscalus jamaicensis*, *Ridgw. Birds North & Middle Amer.* ii. p. 227 (1902); *Sharpe, Hand-l.* v. p. 509 (1909); *Nehr. Kat. Eiersamml.* p. 347 (1910).

The eggs of the Jamaica Grackle resemble those of *Megaquiscalus macrurus*. They measure from 1.1 to 1.18 in length, and from .8 to .88 in breadth.

- |   |                           |
|---|---------------------------|
| 4. Jamaica.   | Salvin-Godman Coll.       |
| 4. Jamaica.   | Rev. Barham Zinkeke [C.]. |
| 4. Jamaica.   | Rev. Barham Zinkeke [C.]. |
| 1. Jamaica ( <i>W. Osburn: Tristram Coll.</i> ).          | Crowley Bequest.          |
| 1. St. Thomas, Jamaica, 7th June ( <i>C. B. Taylor</i> ). | Crowley Bequest.          |

**Holoquiscalus fortirostris** (*Laur.*).

(Plate XVIII. figs. 7 &amp; 8.)

*Quiscalus fortirostris*, *Scl. Cat. Birds B. M.* xi. p. 400 (1886); *Feilden, Ibis*, 1889, p. 485; *Nehr. Kat. Eiersamml.* p. 104 (1899).

*Holoquiscalus fortirostris*, *Ridgw. Birds North & Middle Amer.* ii. p. 229 (1902); *Sharpe, Hand-l.* v. p. 510 (1909); *Nehr. Kat. Eiersamml.* p. 347 (1910).

The eggs of the Barbados Grackle resemble those of *Megaquiscalus macrurus* and *H. jamaicensis* so closely as to require no separate description. Four examples measure respectively: 1.1 by .76; 1.03 by .71; 1.03 by .76; 1 by .74.

- |                        |                          |
|------------------------|--------------------------|
| 3. Barbados, 6th July. | Col. H. W. Feilden [P.]. |
| 1. Barbados, 6th July. | Col. H. W. Feilden [P.]. |

**Holoquiscalus luminosus** (*Laur.*).

(Plate XVIII. figs. 5 &amp; 6.)

*Quiscalus luminosus*, *Scl. Cat. Birds B. M.* xi. p. 402 (1886); *Laur. Pr. U. S. Nat. Mus.* ix. p. 615 (1886).

*Holoquiscalus luminosus*, *Ridgw. Birds North & Middle Amer.* ii. p. 232 (1902); *Sharpe, Hand-l.* v. p. 510 (1909); *Nehr. Kat. Eiersamml.* p. 347 (1910).

Eggs of the Grenada Grackle resemble those of *Megaquiscalus*

*major* but are much smaller. They vary from .99 to 1.14 in length, and from .73 to .79 in breadth.

3. Soubise, Grenada, 6th June (*J. G. Wells*). Crowley Bequest.
3. Grand Brasland, Grenada, 16th April (*J. G. W.*) Crowley Bequest.

Genus **HYPOPYRRHUS**, *Bonap.*

**Hypopyrrhus pyrypogaster** (*De Tarr.*).

*Hypopyrrhus pyrrhogaster*, *Sci. & Salv. P. Z. S.* 1879, p. 510, pl. xliii. fig. 4.

*Hypopyrrhus pyrypogaster*, *Sci. Cat. Birds B. M.* xi. p. 403 (1886); *Nehr. Kat. Eiersamml.* p. 104 (1899); *Sharpe, Hand-l.* v. p. 511 (1909); *Nehr. Kat. Eiersamml.* p. 347 (1910).

Three eggs of the Red-bellied Grackle are of a regular oval shape and glossy. They are pale greenish-blue, spotted and blotched at one end with deep purplish-brown and pale lavender. They measure respectively: 1.2 by .8; 1.21 by .8; 1.15 by .8.

2. Santa Elena, Antioquia, U.S. Colombia (*T. K. Salmon*). Salvin-Godman Coll.
1. U. S. Colombia. Crowley Bequest.

Genus **GNORIMOPSAR**, *Richmond.*

[*Richmond, Pr. U.S. Nat. Mus.* xxxv. p. 584 (1908).]

**Gnorimopsar chopi** (*Vieill.*).

*Psarocolius unicolor*, *Burm. Syst. Ueber.* iii. p. 281 (1856).

*Aphobus chopi*, *Sci. Cat. Birds B. M.* xi. p. 405 (1886); *Sci. & Huds. Argent. Orn.* i. p. 108 (1888); *Dalgleish, Pr. R. Phys. Soc. Edinb.* x. p. 78 (1889); *Euler, Rev. Mus. Paulista*, iv. p. 34 (1900); *Theriny, t. c.* p. 222 (1900).

*Aptus chopi*, *Sharpe, Hand-l.* v. p. 511 (1909).

*Gnorimopsar (Aphobus) chopi*, *Nehr. Kat. Eiersamml.* p. 347 (1910).

Two eggs of the Chopi Boat-tail are of a somewhat pointed oval shape and glossy. They are pure white, and measure respectively 1.2 by .83, and 1.15 by .82.

Azara and Hudson say that the eggs of this species are pure white; and Dalgleish that they are pale blue, finely streaked with hair-like markings and with a few spots of very dark purple, chiefly round the larger end; while Nehr Korn describes them as sky-blue with deep black vermiform lines and hieroglyphics round the broad end. They seem to vary like the eggs of *Icterus cucullatus*.

2. Argentine Republic. Crowley Bequest.

## Family STURNIDÆ.

Genus STURNUS. *Linn.**Sturnus vulgaris*, *Linn.*

*Sturnus vulgaris*, *Thien. Fortpflanz. ges. Vög.* tab. xxxviii. fig. 1, *a, b* (1845-54); *Hewitson, Eggs of Brit. Birds*, i. p. 216, pl. lv. fig. 1 (1856); *Dresser, Birds Eur.* iv. p. 405 (1874); *Seebahn, Brit. Birds*, ii. p. 12, pl. 11 (1881); *Sharpe, Cat. Birds B. M.* xiii. p. 27 (1890); *Seebahn, Eggs of Brit. Birds*, p. 230, pl. 54. fig. 13 (1896); *Dresser, Man. Pal. Birds*, i. p. 399 (1902); *Rey, Eier Vög. Mitteleurop.* i. p. 349 (1905); *Jourd. Eggs Europ. Birds*, i. p. 34 (1906); *Dresser, Eggs Birds Europe*, p. 340, pl. xxiii. figs. 1 & 2 (1908); *Sharpe, Hand-l.* v. p. 512 (1909); *Nehrke, Kat. Eiersamml.* p. 348 (1910).

*Sturnus varius*, *Baedeker. Eier Eur. Vög.* tab. 50. fig. 12 (1855-63).

*Sturnus vulgaris vulgaris*, *Hartert, Vög. pal. Faun.* i. p. 41 (1910).

The eggs of the Common Starling are mostly of an ordinary oval shape and highly glossy. They vary in colour from bluish-white to a pale greenish-blue. They measure from 1·08 to 1·3 in length, and from ·8 to ·9 in breadth.

- |   |                                   |
|---|-----------------------------------|
| 3. Keswick, Cumberland.   | Seebahn Coll.                     |
| 15. Cambridgeshire.   | F. Bond, Esq. [P.].               |
| 5. Haddenham, Cambridgeshire, 23rd May.                               | Salvin-Godman Coll.               |
| 4. Southery, Norfolk, 28th April.                                     | W. Radcliffe Saunders, Esq. [P.]. |
| 5. Southery, 20th May.  | W. Radcliffe Saunders, Esq. [P.]. |
| 5. Southery, 10th June.   | W. Radcliffe Saunders, Esq. [P.]. |
| 4. Cookham, Berkshire, April.   | Gould Coll.                       |
| 3. Cookham, April.  | Gould Coll.                       |
| 7. Berkshire, 25th April.   | Gould Coll.                       |
| 6. Alton, Hants, May.   | Crowley Bequest.                  |
| 5. Bentley, Hants, 25th April ( <i>H. W. Ingram: Hargitt Coll.</i> ). | Seebahn Coll.                     |
| 5. Bentley, 13th May.   | Seebahn Coll.                     |
| 5. Finchley, Middlesex ( <i>O. Salvin</i> ).                          | Salvin-Godman Coll.               |
| 6. Stolp, Pomerania, 1st May ( <i>T. Holland</i> ).                   | Seebahn Coll.                     |
| 5. Stolp, 8th May ( <i>T. H.</i> ).                                   | Seebahn Coll.                     |
| 5. Stolp, 20th May ( <i>T. H.</i> ).                                  | Seebahn Coll.                     |
| 5. Lemback, Vorarlberg, Tyrol, 30th May.                              | W. Radcliffe Saunders, Esq. [P.]. |

*Sturnus færoensis*, *Feilden*.

*Sturnus vulgaris*, *Feilden, Zoologist*, 1872, p. 3219; *Dresser, Eggs Bird Europe*, p. 340, pl. xxiii. fig. 3 (1908).

- Sturnus faroensis*, *Feilden, Zoologist*, 1872, p. 3257; *Sharpe, Hand-l. v.* p. 513 (1909); *Nehr. Kat. Eiersamml.* p. 348 (1910).  
*Sturnus vulgaris faroensis*, *Hartert, Vög. pal. Faun.* i. p. 44 (1903);  
*Jourd. Eggs Europ. Birds*, i. p. 37 (1906).

Eggs of the Faroe Island Starling resemble those of *S. vulgaris*, but are rather larger. They measure from 1·15 to 1·35 in length, and from ·8 to ·9 in breadth.

6. Farøe Islands, 3rd June. Crowley Bequest.
3. Farøe Islands, 25th May (*Hargitt Coll.*) Crowley Bequest.
3. Farøe Islands, 2nd June (*H. C. Müller*). Seebohm Coll.
6. Farøe Islands, 4th June (*H. C. M.*). Seebohm Coll.
2. Farøe Islands, 8th June (*H. C. M.*). Seebohm Coll.
6. Farøe Islands, 12th June (*H. C. M.*). Seebohm Coll.
4. Farøe Islands, 22nd June (*H. C. M.*). Seebohm Coll.
4. Farøe Islands, 23rd June (*H. C. M.*). Seebohm Coll.

### *Sturnus indicus*, *Hodgs.*

- Sturnus humii*, *Oates, Fauna Brit. Ind., Birds*, i. p. 520 (1889); *id., ed. Hume, Nests & Eggs Ind. Birds*, i. p. 369 (1889).  
*Sturnus indicus*, *Sharpe, Cat. Birds B. M.* xiii. p. 35 (1890); *Nehr. Kat. Eiersamml.* p. 120 (1899), p. 348 (1910); *Sharpe, Hand-l. v.* p. 513 (1909).  
*Sturnus vulgaris humii*, *Hartert, Vög. pal. Faun.* i. p. 45 (1903).

The eggs of the Himalayan Starling resemble the paler eggs of *S. vulgaris*, but are rather smaller. They measure from 1·04 to 1·15 in length, and from ·75 to ·82 in breadth.

1. Kashmir, 30th May (*W. E. Brooks: Tristram Coll.*) Crowley Bequest.
2. Kangan, Kashmir, 22nd May (*W. E. B.*) Hume Coll.
3. Baramoola, Kashmir, 30th May (*W. E. B.*) Hume Coll.
5. North India. W. Radcliffe Saunders, Esq. [P.].

### *Sturnus poltaratskii*, *Finsch.*

- Sturnus poltaratskyi*, *Finsch, P. Z. S.* 1878, p. 712.  
*Sturnus poltoratskii*, *Sharpe, Cat. Birds B. M.* xiii. p. 36 (1890); *id., Hand-l. v.* p. 513 (1909); *Nehr. Kat. Eiersamml.* p. 348 (1910).  
*Sturnus vulgaris poltaratskyi*, *Hartert, Vög. pal. Faun.* i. p. 44 (1903).

Two eggs resemble those of *S. vulgaris*. They each measure 1·1 by 0·8.

1. Altai Mountains (*Nehrkorn Coll.*) Crowley Bequest.
1. Kuldja. Crowley Bequest.



**Sturnus caucasicus, Lorenz.**

*Sturnus caucasicus*, Sharpe, *Cat. Birds B. M.* xiii. p. 37 (1890); *id.*, *Hand-l.* v. p. 514 (1909); *Nehrck. Kat. Eiersamml.* p. 348 (1910).  
*Sturnus vulgaris caucasicus*, Hartert, *Vög. pal. Faun.* i. p. 46 (1903);  
*Jour. Eggs Europ. Birds*, i. p. 37 (1906).

Two eggs of the Caucasus Starling are similar to those of *S. vulgaris*. They measure respectively: 1.18 by .85, and 1.19 by .84.

2. Lenkoran, Talish, 8th May. Crowley Bequest.

**Sturnus purpurascens, Gould.**

*Sturnus purpurascens*, Sharpe, *Cat. Birds B. M.* xiii. p. 37 (1890);  
*Dresser. Man. Pal. Birds*, i. p. 400 (1902); *id.*, *Eggs Birds Europe*,  
p. 342, pl. xxiii. fig. 5 (1908); Sharpe, *Hand-l.* v. p. 514 (1909);  
*Nehrck. Kat. Eiersamml.* p. 348 (1910).  
*Sturnus vulgaris purpurascens*, Hartert, *Vög. pal. Faun.* i. p. 46 (1903);  
*Jourdain, Eggs Europ. Birds*, i. p. 37 (1906).

An egg of the Purple-winged Starling resembles those of *S. vulgaris*. It measures 1.19 by .85.

1. Erzeroum, Armenia (*H. E. Dresser* Crowley Bequest.  
*Coll.*).

**Sturnus porphyronotus, Sharpe.**

*Sturnus vulgaris*, Scully ( *nec Linn.*), *Str. F.* iv. p. 162 (1876).  
*Sturnus porphyronotus*, Sharpe, *Ibis*, 1888, p. 438; *Oates, ed. Hume,*  
*Nests & Eggs Ind. Birds*, i. p. 370 (1889); Sharpe, *Cat. Birds B. M.*  
xiii. p. 38 (1890); *id.*, *Second Yark. Miss., Aves*, p. 26 (1891); *id.*,  
*Hand-l.* v. p. 514 (1909); *Nehrck. Kat. Eiersamml.* p. 348 (1910).  
*Sturnus vulgaris porphyronotus*, Hartert, *Vög. pal. Faun.* i. p. 46  
(1903).

Eggs of the Central Asian Starling resemble those of *S. vulgaris*. They measure from 1.16 to 1.25 in length, and from .81 to .86 in breadth.

4. Turkestan, 1st June. Crowley Bequest.  
1. Yarkand, E. Turkestan, 30th April Hume Coll.  
(*J. Scully*).  
2. Yarkand, 28th May (*J. S.*). Hume Coll.  
2. Tibet, 19th April (*H. Noble Coll.*). T. Parkin, Esq. [P.].  
5. Tibet, 19th April. W. Radcliffe Saunders, Esq.  
[P.].

**Sturnus minor, Hume.**

*Sturnus minor*, Oates, *Fauna Brit. Ind., Birds*, i. p. 522 (1889); *id.*,  
*ed. Hume, Nests & Eggs Ind. Birds*, i. p. 370 (1889); Sharpe,  
*Cat. Birds B. M.* xiii. p. 39 (1890); *id.*, *Hand-l.* v. p. 514 (1909).

The eggs of the Small Indian Starling resemble those of

*S. vulgaris*, but are smaller. They measure from 1 to 1·18 in length, and from ·7 to ·82 in breadth.

- |     |  |                  |
|-----|--|------------------|
| 9.  | Eastern Narra, Sind, 13th March        | Hume Coll.       |
|     | ( <i>S. Doig</i> ).                    |                  |
| 51. | Eastern Narra ( <i>S. D.</i> ).        | Hume Coll.       |
| 2.  | Eastern Narra ( <i>E. A. Butler</i> ). | Crowley Bequest. |

### *Sturnus unicolor*, *Temm.*

*Sturnus unicolor*, *Thien. Fortpflanz. ges. Vög.* tab. xxxviii. fig. 2, a, b (1845-54); *Baedeker, Eier Eur. Vög.* tab. 50. fig. 13 (1855-63); *Bree, Birds Eur.* i. p. 156, pl. (1866), 2nd ed. ii. p. 16, pl. (1875); *Saunders, Ibis*, 1871, p. 220; *Dresser, Birds Eur.* iv. p. 415 (1874); *Sharpe, Cat. Birds B. M.* xiii. p. 39 (1890); *Irby, Orn. Str. Gibr.* 2nd ed. p. 78 (1895); *Hartert, Vög. pal. Faun.* i. p. 46 (1903); *Rey, Eier Vög. Mitteleurop.* i. p. 351 (1905); *Jourdain, Eggs Europ. Birds*, i. p. 38 (1906); *Dresser, Eggs Birds Europe*, p. 343, pl. xxiii. fig. 4 (1908); *Sharpe, Hand-l.* v. p. 514 (1909); *Nehrck. Kat. Eiersamml.* p. 348 (1910).

The eggs of the Sardinian Starling are not separable from those of *S. vulgaris*. They measure from 1·1 to 1·33 in length, and from ·8 to ·9 in breadth.

- |    |   |                                      |
|----|---|--------------------------------------|
| 2. | Central Spain.                              | Lord Lilford [P.].                   |
| 4. | Andalucia, 6th May ( <i>H. Saunders</i> ).  | Seeböhm Coll.                        |
| 4. | Andalucia, 6th May ( <i>H. S.</i> ).        | Seeböhm Coll.                        |
| 1. | Seville, Spain ( <i>L. H. Irby</i> ).       | Seeböhm Coll.                        |
| 1. | Seville, 20th April ( <i>L. H. I.</i> ).    | Seeböhm Coll.                        |
| 3. | Malaga, Spain, 29th April.                  | W. Radcliffe Saunders, Esq.<br>[P.]. |
| 6. | Morocco, 20th April ( <i>Field Coll.</i> ). | Crowley Bequest.                     |
| 3. | Morocco ( <i>Nehrckorn Coll.</i> ).         | Crowley Bequest.                     |
| 5. | Sicily, 13th April.                         | W. Radcliffe Saunders, Esq.<br>[P.]. |

### Genus **SPODIOPSAR**, *Sharpe*.

#### *Spodiopsar cineraceus*, *Temm.*

- Sturnus cineraceus*, *Blakist. & Pryer, Ibis*, 1878, p. 233; *Seeböhm, Birds Japan. Emp.* p. 107 (1890).
- Spodiopsar cineraceus*, *Oates, Fauna Brit. Ind., Birds*, i. p. 524 (1889); *Nehrck. Kat. Eiersamml.* p. 120 (1899), p. 348 (1910); *Hartert, Vög. pal. Faun.* i. p. 48 (1903); *Sharpe, Hand-l.* v. p. 515 (1909).
- Poliopsar cineraceus*, *Sharpe, Cat. Birds B. M.* xiii. p. 41 (1890).

The eggs of the Grey Myna are of a broad, pointed oval form, slightly glossy, and of a pale greenish-blue colour. Five examples measure respectively: 1·14 by ·8; 1·13 by ·82; 1·09 by ·82; 1·07 by ·82; 1·07 by ·77.

- |    |  |                  |
|----|--|------------------|
| 2. | Amur River ( <i>Nehrckorn Coll.</i> ). | Crowley Bequest. |
| 3. | Japan ( <i>H. Pryer</i> ).             | Seeböhm Coll.    |

**Spodiopsar burmanicus** (*Jerd.*).

- Sturnia burmannica*, *Jerd. Ibis*, 1862, p. 21.  
*Graculipica burmanica*, *Oates, Fauna Brit. Ind., Birds*, i. p. 535 (1889);  
*Baker, Ibis*, 1906, p. 268.  
*Poliopsar burmanicus*, *Sharpe, Cat. Birds B. M.* xiii. p. 45 (1890).  
*Spodiopsar burmanicus*, *Sharpe, Hand-l.* v. p. 515 (1909); *Nehr. Kat. Eiersamml.* p. 348 (1910).

Three eggs of Jerdon's Myna are like those of *S. cineraceus*. They measure respectively: 1.05 by .76; 1.05 by .76; and 1.01 by .76.

3. Myingyan, Upper Burma, 12th May. C. Hopwood, Esq. [P.].

**Spodiopsar andamanensis** (*Beavan*).

- Sturnia andamanensis*, *Oates, Fauna Brit. Ind., Birds*, i. p. 529 (1889);  
*Osmaston, J. Bomb. N. H. Soc.* xvii. p. 158 (1906).  
*Poliopsar andamanensis*, *Sharpe, Cat. Birds B. M.* xiii. p. 47 (1890).  
*Spodiopsar andamanensis*, *Sharpe, Hand-l.* v. p. 516 (1909).

Eggs of the Andaman Myna are of a bright Cambridge-blue. They vary from .98 to 1.05 in length, and from .73 to .75 in breadth.

3. Port Blair, S. Andamans, 5th May. B. B. Osmaston, Esq. [C.].  
 4. Port Blair, 21st May. B. B. Osmaston, Esq. [C.].

**Spodiopsar malabaricus** (*Gmel.*).

- Sturnia malabarica*, *Oates, Fauna Brit. Ind., Birds*, i. p. 527 (1889); *id.*,  
*ed. Hume, Nests & Eggs Ind. Birds*, i. p. 372 (1889).  
*Poliopsar malabaricus*, *Sharpe, Cat. Birds B. M.* xiii. p. 48 (1890).  
*Spodiopsar malabaricus*, *Sharpe, Hand-l.* v. p. 516 (1909); *Nehr. Kat. Eiersamml.* p. 348 (1910).

The eggs of the Grey-headed Myna are of a pointed oval form, with a large amount of gloss. They vary from pale to dark greenish-blue, and measure from .87 to .97 in length, and from .68 to .72 in breadth.

5. Sikhim. Hume Coll.  
 4. Mongphoo, Darjiling (*J. Gamnie*). Hume Coll.  
 3. Sikhim Terai, 14th May. Hume Coll.  
 1. Dibrugarh, Assam, 27th May (*J. R. Cripps*). Hume Coll.  
 1. Akyab, Arakan, 11th April. Crowley Bequest.  
 1. Pegu, 13th May (*E. W. Oates*). Crowley Bequest.

**Spodiopsar nemoricolus** (*Jerd.*).

*Sturnia nemoricola*, *Oates, Fauna Brit. Ind., Birds*, i. p. 528 (1889); *id.*, ed. *Hume, Nests & Eggs Ind. Birds*, i. p. 373 (1889).

*Poliopsar nemoricolus*, *Sharpe, Cat. Birds B. M.* xiii. p. 52 (1890).

*Spodiopsar nemoricolus*, *Sharpe, Hand-l.* v. p. 516 (1909); *Nehrck. Kat. Eiersamml.* p. 348 (1910).

Two eggs of the White-winged Myna are indistinguishable from pale eggs of the Grey-headed Myna. They measure respectively: .88 by .66, and .99 by .7.

1. Sinzaway, Tenasserim, 26th April Hume Coll.  
(*C. T. Bingham*).
1. Pegu, 6th June (*E. W. Oates*: Crowley Bequest.  
*Seelohm Coll.*).

**Spodiopsar blythi** (*Jerd.*).

*Sturnia blythii*, *Oates, Fauna Brit. Ind., Birds*, i. p. 526 (1889) *id.*, ed. *Hume, Nests & Eggs Ind. Birds*, i. p. 371 (1889).

*Poliopsar blythii*, *Sharpe, Cat. Birds B. M.* xiii. p. 54 (1890).

*Spodiopsar blythi*, *Sharpe, Hand-l.* v. p. 516 (1909); *Nehrck. Kat. Eiersamml.* p. 343 (1910).

The eggs of Blyth's Myna resemble the darker eggs of the Grey-headed Myna. Three examples measure respectively: .98 by .7; 1 by .71; 1.01 by .72.

3. Mysore, S. India, 24th April Hume Coll.  
(*I. Macpherson*).

Genus **STURNOPASTOR**, *Hodyson*.**Sturnopastor jalla** (*Horsf.*).

*Sturnopastor jalla*, *Sharpe, Cat. Birds B. M.* xiii. p. 57 (1890); *id.*, *Hand-l.* v. p. 516 (1909); *Nehrck. Kat. Eiersamml.* p. 348 (1910).

Two eggs of the Jallak Grackle are of a rather pointed oval shape, glossy, and uniform pale greenish-blue. They measure respectively: 1.09 by .74, and 1.12 by .76.

2. Java, 4th May. Crowley Bequest.

**Sturnopastor contra** (*Linm.*).

*Sturnopastor contra*, *Beavan, P. Z. S.* 1864, p. 376; *Oates, Fauna Brit. Ind., Birds*, i. p. 542 (1889); *id.*, ed. *Hume, Nests & Eggs Ind. Birds*, i. p. 386 (1889); *Sharpe, Cat. Birds B. M.* xiii. p. 57 (1890); *id.*, *Hand-l.* v. p. 517 (1909); *Nehrck. Kat. Eiersamml.* p. 348 (1910).

The eggs of the Pied Myna are of a pointed oval form, and

mostly of a dark greenish-blue colour with a high gloss. A few examples are pale greenish-blue. They measure from .95 to 1.25 in length, and from .75 to .9 in breadth.

5. India.	W. Radcliffe Saunders, Esq. [P.].
16. Hansi, Punjab, May ( <i>W. Blewitt</i> ).	Hume Coll.
13. Hansi, 15th June ( <i>W. B.</i> ).	Hume Coll.
1. Agra, 14th June.	Hume Coll.
4. Agra, 16th June.	Hume Coll.
4. Agra, 18th June.	Hume Coll.
5. Agra, 18th June.	Hume Coll.
7. Agra, 21st June.	Hume Coll.
5. Agra, 24th June.	Hume Coll.
3. Agra, 28th July.	Hume Coll.
1. Agra, 3rd August.	Hume Coll.
2. Bareilly, 1st June.	Hume Coll.
1. Aligarh, July.	Hume Coll.
7. Allahabad, 10th July.	Hume Coll.
4. Allahabad, 15th July.	Hume Coll.
4. Allahabad, 15th July.	Hume Coll.
2. Mirzapur ( <i>W. E. Brooks: Tris- tram Coll.</i> ).	Crowley Bequest.
3. Jhansi, 22nd June ( <i>F. R. Blewitt</i> ).	Hume Coll.
4. Jhansi, 6th Aug. ( <i>F. R. B.</i> ).	Hume Coll.
3. Sangor, C. Provs., 26th June.	Hume Coll.
8. Barrackpur ( <i>R. C. Beavan</i> ).	Salvin-Godman Coll.

### *Sturnopastor superciliaris*, *Blyth*.

*Sturnopastor superciliaris*. *Oates, Fauna Brit. Ind., Birds*, i. p. 543 (1889); *id.*, ed. *Hume, Nests & Eggs Ind. Birds*, i. p. 388 (1889); *Sharpe, Cat. Birds B. M.* xiii. p. 59 (1890); *Nehrke, Kat. Eiersamml.* p. 121 (1899), p. 348 (1910); *Sharpe, Hand-l.* v. p. 517 (1909).

The eggs of the Burmese Pied Myna are not separable from those of *S. contra*. They measure from 1.02 to 1.17 in length, and from .71 to .8 in breadth.

2. Pegu, 20th April ( <i>E. W. Oates</i> ).	Oates Coll.
1. Pegu, 8th May ( <i>E. W. O.</i> ).	Oates Coll.
1. Pegu, 10th May ( <i>E. W. O.</i> ).	Oates Coll.
1. Pegu, 31st May ( <i>E. W. O.</i> ).	Oates Coll.
1. Pegu, 31st May ( <i>E. W. O.: Seeborn Coll.</i> ).	Crowley Bequest.
9. Pegu, 28th April ( <i>E. W. O.</i> ).	Hume Coll.

### Genus *CREATOPHORA*. *Lesson*.

#### *Creatophora carunculata* (*Gmel.*).

*Dilophus carunculatus*, *Sharpe, ed. Layard, Birds S. Afr.* p. 421 (1875-84); *id.*, *Cat. Birds B. M.* xiii. p. 61 (1890); *Kuschel, J. f. O.* 1895, p. 329; *Stark, Birds S. Africa*, i. p. 23 (1900).  
*Perisornis carunculatus*, *Reich, Vög. Afr.* ii. p. 670 (1903).

*Creatophora carunculata*, *Shelley, Birds Afr.* v. p. 123 (1906); *Haagner, & Iry, Journ. S. Afr. Orn. Union*, i. p. 77 (1907); *Bucknill, Journ. S. Afr. Orn. Union*, iv. p. 74 (1908); *Sharpe, Hand-l.* v. p. 517 (1909); *Nehr. Kat. Eiersamml.* p. 348 (1910).

Eggs of the Wattled Starling resemble those of *Sturnus vulgaris*. They measure from .98 to 1.15 in length, and from .75 to .82 in breadth.

- |   |                        |
|---|------------------------|
| 2. Cape Colony ( <i>E. L. Layard</i> ).                               | Crowley Bequest.       |
| 2. Cape Colony.   | B. E. Jupp, Esq. [C.]. |
| 8. Olifant's Kloof, nr. Grahamstown,<br>Dec. ( <i>B. E. Bowker</i> ). | B. E. Jupp, Esq. [C.]. |
| 2. White's Farm, Dec. ( <i>A. M. Ebden</i> ).                         | B. E. Jupp, Esq. [C.]. |

### Genus PASTOR, Temm.

#### *Pastor roseus* (Linn.).

*Sturnus roseus*, *Thien. Fortpflanz. ges. Vög.* tab. xxxviii. fig. 3, a-c (1845-54).

*Pastor roseus*, *Baedeker, Eier Eur. Vög.* tab. 50. fig. 11 (1855-63); *Hewitson, Eggs of Brit. Birds*, i. p. 217, pl. Iv. fig. ii (1856); *Dresser, Birds Eur.* iv. p. 423 (1873); *Legge, Birds Ceyl.* p. 673 (1879); *Seebohm, Brit. Birds*, ii. p. 20, pl. 11 (1884); *Oates, Fauna Brit. Ind.* i. p. 518 (1889); *id., ed. Hume, Nests & Eggs Ind. Birds*, i. p. 368 (1889); *Sharpe, Cat. Birds B. M.* xiii. p. 63 (1890); *Seebohm, Eggs of Brit. Birds*, p. 231, pl. 54. fig. 16 (1896); *Dresser, Man. Pal. Birds*, i. p. 401 (1902); *Hartert, Vög. pal. Faun.* i. p. 47 (1903); *Rey, Eier Vög. Mitteleurop.* i. p. 348 (1905); *Jourdain, Eggs Europ. Birds*, i. p. 39 (1906); *Dresser, Eggs Birds Europe*, p. 344, pl. xxiii. fig. 8 (1908); *Sharpe, Hand-l.* v. p. 518 (1909); *Nehr. Kat. Eiersamml.* p. 349 (1910).

The eggs of the Rose-coloured Pastor are of a somewhat broad, pointed oval form, excessively glossy, and of a very pale greyish- or bluish-white. One clutch from South Russia is of a very pale olive colour. They measure from 1.09 to 1.19 in length, and from .8 to .87 in breadth.

- |  |                                      |
|--|--------------------------------------|
| 4. South Russia ( <i>Tancré</i> ).                                     | Crowley Bequest.                     |
| 4. South Russia, 20th May.   | W. Radcliffe Saunders, Esq.<br>[P.]. |
| 3. Bessarabia.   | Seebohm Coll.                        |
| 1. Kustendji, Turkey ( <i>Dr. Cullen</i> ;<br><i>Tristram Coll.</i> ). | Crowley Bequest.                     |
| 6. Constantinople, Turkey, 15th May.                                   | W. Radcliffe Saunders, Esq.<br>[P.]. |
| 4. Asia Minor, 6th June ( <i>T. Krüper</i> ).                          | Crowley Bequest.                     |
| 3. Smyrna ( <i>Guido von Gonzenbach</i> ).                             | Seebohm Coll.                        |
| 2. Smyrna ( <i>T. K.</i> ; <i>Tristram Coll.</i> ).                    | Crowley Bequest.                     |
| 4. Angora, 27th May.   | W. Radcliffe Saunders, Esq.<br>[P.]. |

Genus **STURNIA**, *Lesson*.**Sturnia sinensis** (*Gmel.*).

*Temenuchus turdiformis*, *Swinh. Ibis*, 1860, p. 60.

*Heterornis sinensis*, *Swinh. P. Z. S.* 1863, p. 302.

*Sturnia sinensis*, *Oates, Fauna Brit. Ind., Birds*, i. p. 526 (1889);  
*Sharpe, Cat. Birds B. M.* xiii. p. 68 (1890); *id., Hand-l.* v. p. 518  
 (1909); *Nehrck. Kat. Eiersamml.* p. 349 (1910).

Eggs of the Chinese Myna are of a pointed oval shape, somewhat glossy, and of a pale greenish-blue colour. They vary from .95 to 1.03 in length, and from .68 to .7 in breadth.

1. Amoy (*R. Swinhoe: Tristram Coll.*). Crowley Bequest.
5. Hainan (*R. S.: Seebohm Coll.*). Crowley Bequest.

**Sturnia violacea** (*Bodd.*).

*Sturnia violacea*, *Sharpe, Cat. Birds B. M.* xiii. p. 70 (1890); *Nehrck. Kat. Eiersamml.* p. 121 (1899), p. 349 (1910); *Hartert, Vög. pal. Faun.* i. p. 50 (1903); *Sharpe, Hand-l.* v. p. 518 (1909).

*Sturnia pyrrogenys*, *Seebohm, Birds Japan. Emp.* p. 108 (1890).

The eggs of the Red-cheeked Myna are of a narrow, pointed oval form, glossy, and of a pale greenish-blue colour. Six examples vary from .96 to 1.07 in length, and from .67 to .71 in breadth.

4. Japan (*H. Pryer*). Seebohm Coll.
2. Yezo, 29th June. Crowley Bequest.

Genus **AGROPSAR**, *Oates*.**Agropsar sturninus** (*Pall.*).

*Agropsar sturninus*, *Oates, Fauna Brit. Ind., Birds*, i. p. 530 (1889);  
*Sharpe, Hand-l.* v. p. 518 (1909); *Nehrck. Kat. Eiersamml.* p. 349  
 (1910).

*Sturnia sturnina*, *Sharpe, Cat. Birds B. M.* xiii. p. 71 (1890); *Hartert, Vög. pal. Faun.* i. p. 49 (1903).

An egg of the Daurian Myna is of a pointed oval shape, glossy, and pale blue. It measures .96 by .7.

1. Dauria, Siberia. Crowley Bequest.

Genus **TEMENUCHUS**, *Cabanis*.**Temenuchus pagodarum** (*Gmel.*).

*Sturnia pagodarum*, *Legge, Birds Ceylon*, p. 677 (1879).

*Temenuchus pagodarum*, *Oates, Fauna Brit. Ind., Birds*, i. p. 533 (1889); *id.*, ed. *Hume, Nests & Eggs Ind. Birds*, i. p. 374 (1889); *Sharpe, Cat. Birds B. M.* xiii. p. 73 (1890); *id.*, *Hand-l.* v. p. 519 (1909); *Nehrke, Kat. Eiersamml.* p. 349 (1910).

The eggs of the Black-headed Myna are of a rather narrow oval form, glossy, and of a pale greenish-blue colour. They measure from .88 to 1.15 in length, and from .65 to .8 in breadth.

- |    |   |                  |
|----|---|------------------|
| 7. | Hansi, Punjab, June ( <i>W. Blewitt</i> ).                              | Hume Coll.       |
| 3. | Hansi, 3rd June ( <i>W. B.</i> ).                                       | Hume Coll.       |
| 3. | Hansi, 6th June ( <i>W. B.</i> ).                                       | Hume Coll.       |
| 6. | Hansi, 10th July ( <i>W. B.</i> ).                                      | Hume Coll.       |
| 1. | Hansi, 18th July ( <i>W. B.</i> ).                                      | Hume Coll.       |
| 2. | Baraitch, 6th May.  | Hume Coll.       |
| 1. | Bareilly, 21st June.  | Hume Coll.       |
| 2. | Bareilly, 22nd June.  | Hume Coll.       |
| 1. | Bareilly, 23rd June.  | Hume Coll.       |
| 2. | Lucknow, 9th July.  | Hume Coll.       |
| 2. | Lucknow, 22nd July.   | Hume Coll.       |
| 2. | Futeghur, 6th August.   | Crowley Bequest. |
| 5. | Allahabad.  | Hume Coll.       |
| 3. | Allahabad, 16th July.   | Hume Coll.       |
| 2. | Mirzapur, 10th June ( <i>W. E. Brooks</i> ;<br><i>Tristram Coll.</i> ). | Crowley Bequest. |
| 6. | Jhansi, June ( <i>F. R. Blewitt</i> ).                                  | Hume Coll.       |
| 4. | Saugor, C. Provs., 2nd July.  | Hume Coll.       |
| 2. | Saugor, 20th July.  | Hume Coll.       |
| 3. | Ahtoor, Madras, 13th Aug.   | Hume Coll.       |

Genus **GRACULIPICA**, *Lesson*.**Graculipica nigricollis** (*Payk.*).

*Graculipica nigricollis*, *Swinh. Ibis*, 1860, p. 60; *La Touche, Ibis*, 1892, p. 429.

*Graculipica nigricollis*, *Oates, Fauna Brit. Ind., Birds*, i. p. 534 (1889); *id.*, ed. *Hume, Nests & Eggs Ind. Birds*, i. p. 377 (1889); *Sharpe, Cat. Birds B. M.* xiii. p. 77 (1890); *Harrington, J. Bomb. N. H. Soc.* xiv. p. 598 (1902); *Baker, Ibis*, 1906, p. 267; *Nehrke, Kat. Eiersamml.* p. 121 (1899), p. 349 (1910); *Sharpe, Hand-l.* v. p. 519 (1909).

The eggs of the Black-necked Myna are of a regular oval form, glossy, and of a dark greenish-blue colour. They measure from 1.16 to 1.36 in length, and from .85 to .94 in breadth.

1. Amoy, China (*R. Swinhoe*; *Tristram Coll.*). Crowley Bequest.



- |                            |                          |
|----------------------------|--------------------------|
| 17. Amoy ( <i>R. S.</i> ). | Seeböhm Coll.            |
| 2. Foochow, China, April.  | C. B. Rickett, Esq. [P.] |
| 2. Foochow, May.           | C. B. Rickett, Esq. [P.] |
| 3. Foochow, May.           | C. B. Rickett, Esq. [P.] |
| 3. Foochow, 7th May.       | C. B. Rickett, Esq. [P.] |
| 6. Foochow, 15th May.      | C. B. Rickett, Esq. [P.] |
| 4. Foochow, 16th May.      | C. B. Rickett, Esq. [P.] |
| 3. Foochow, 25th May.      | C. B. Rickett, Esq. [P.] |
| 3. Foochow, June.          | C. B. Rickett, Esq. [P.] |
| 3. Foochow, 20th June.     | C. B. Rickett, Esq. [P.] |

### Graculipica melanoptera (*Daud.*)

*Graculipica melanoptera*, *Sharpe, Cat. Birds B. M.* xiii. p. 78 (1890); *id.*, *Hand-l.* v. p. 519 (1909); *Nehr. Kat. Eiersamml.* p. 349 (1910).

Two eggs of the Javan Myna are similar to those of *G. nigricollis*, but smaller. They measure 1·08 by ·78, and 1·06 by ·78.

- |          |                  |
|----------|------------------|
| 2. Java. | Crowley Bequest. |
|----------|------------------|

### Genus ACRIDOTHERES, *Vicill.*

#### *Acridotheres tristis* (*Linn.*).

*Acridotheres tristis*, *Oates, Fauna Brit. Ind., Birds.* i. p. 537 (1889); *id.*, *ed. Hume, Nests & Eggs Ind. Birds.* i. p. 377 (1889); *Sharpe, Cat. Birds B. M.* xiii. p. 80 (1890); *id.*, *Hand-l.* v. p. 519 (1909); *Nehr. Kat. Eiersamml.* p. 349 (1910).

The eggs of the Common Indian Myna are of a pointed oval shape and very frequently pyriform. They are highly glossy, and vary from a pale to a rather dark greenish-blue. They measure from 1·05 to 1·3 in length, and from ·8 to ·95 in breadth.

- |   |             |
|---|-------------|
| 9. Kotgarh, Himalayas, 21st April.            | Hume Coll.  |
| 1. Kotgarh, 24th April.                       | Hume Coll.  |
| 13. Kotgarh, May.                             | Hume Coll.  |
| 5. Kotgarh, 20th May.                         | Hume Coll.  |
| 4. Kotgarh, 16th Aug.                         | Hume Coll.  |
| 4. Kotgarh, 16th Aug.                         | Hume Coll.  |
| 1. Kotgarh, 17th Aug.                         | Hume Coll.  |
| 7. Kotgarh, 18th Aug.                         | Hume Coll.  |
| 3. Mussoorie, Himalayas ( <i>T. Hutton</i> ). | Hume Coll.  |
| 2. Umbala, 1st July.                          | Hume Coll.  |
| 5. Sind ( <i>J. H. Gould</i> ).               | Gould Coll. |
| 5. Delhi, June ( <i>C. T. Bingham</i> ).      | Hume Coll.  |
| 1. Delhi, 17th June ( <i>C. T. B.</i> ).      | Hume Coll.  |
| 2. Agra, 16th June.                           | Hume Coll.  |
| 4. Agra, 17th June.                           | Hume Coll.  |
| 4. Agra, 17th June.                           | Hume Coll.  |
| 4. Agra, 18th June.                           | Hume Coll.  |

4.	Agra, 18th June.	Hume Coll.
1.	Agra, 19th June.	Hume Coll.
7.	Agra, 21st June.	Hume Coll.
3.	Agra, 22nd June.	Hume Coll.
4.	Agra, July.	Hume Coll.
2.	Agra, 22nd July.	Hume Coll.
1.	Agra, 23rd July.	Hume Coll.
4.	Agra, 4th Sept.	Hume Coll.
3.	Agra, 4th Sept.	Hume Coll.
6.	Agra, 5th Sept.	Hume Coll.
6.	Bareilly, 13th June.	Hume Coll.
3.	Bareilly, 14th June.	Hume Coll.
3.	Bareilly, 16th June.	Hume Coll.
1.	Bareilly, 21st June.	Hume Coll.
1.	Mirzapur ( <i>W. E. Brooks: Tris-</i> <i>tram Coll.</i> ).	Crowley Bequest.
3.	Jhansi, 13th June.	Hume Coll.
7.	Jhansi, 22nd June.	Hume Coll.
2.	Jabalpur, C. Provs. ( <i>W. Theo-</i> <i>bald: Tristram Coll.</i> ).	Crowley Bequest.
8.	Saugor, C. Provs.	Hume Coll.
1.	Ahtoor, Madras, 18th Aug.	Hume Coll.
2.	Kotagherry, Nilghiri Hills, 20th Feb. ( <i>Miss Cockburn</i> ).	Hume Coll.
2.	Kotagherry, 7th March ( <i>Miss</i> <i>Cockburn</i> ).	Hume Coll.
3.	Kotagherry, 20th April ( <i>Miss</i> <i>Cockburn</i> ).	Hume Coll.
1.	Pegu, April.	Oates Coll.
1.	Pegu, 9th June.	Oates Coll.
2.	Pegu, 17th July.	Oates Coll.
3.	Pegu, 28th July.	Oates Coll.
1.	Mauritius ( <i>E. Newton: Tristram</i> <i>Coll.</i> ).	Crowley Bequest.

### *Acridotheres melanosternum*, Legge.

*Acridotheres tristis*, *Layard*, *Ann. Mag. N. H.* 2nd ser. xiii. p. 218 (1854).

*Acridotheres melanosternus*. *Legge*, *Birds Ceylon*, p. 670 (1879); *Oates*, *Fauna Brit. Ind., Birds*, i. p. 538 (1889); *id.*, *ed. Hume*, *Nests & Eggs Ind. Birds*, i. p. 380 (1889); *Sharpe*, *Cat. Birds B. M.* xiii. p. 83 (1890).

*Acridotheres melanosternum*, *Sharpe*, *Hand-l.* v. p. 520 (1909); *Nehrk.* *Kat. Eiersamml.* p. 349 (1910).

Two eggs of the Common Ceylon Myna are of a regular oval shape, fairly glossy, and of a light greenish-blue colour. They measure 1·17 by ·84, and 1·15 by ·85.

1.	Ceylon ( <i>E. L. Layard</i> ).	Salvin-Godman Coll.
1.	Anuradh-apura, Ceylon, May ( <i>A. L. Butler</i> ).	Crowley Bequest.

**Acridotheres ginginianus (Lath.).**

*Acridotheres ginginianus*, *Oates, Fauna Brit. Ind., Birds*, i. p. 538 (1889); *id.*, *ed. Hume, Nests & Eggs Ind. Birds*, i. p. 381 (1889); *Sharpe, Cat. Birds B. M.* xiii, p. 84 (1890); *id.*, *Hand-l.* v. p. 520 (1909); *Nehrke, Kat. Eiersamml.* p. 349 (1910).

The eggs of the Bank Myna resemble those of *A. tristis*, but they are smaller and pale varieties appear to be less frequent. They measure from .95 to 1.15 in length, and from .72 to .87 in breadth.

- |  |                                      |
|--|--------------------------------------|
| 38. Eastern Narra, Sind ( <i>S. Doig</i> ).                    | Hume Coll.                           |
| 13. Delhi, 30th May ( <i>C. T. Bingham</i> ).                  | Hume Coll.                           |
| 3. Baraitch, 4th May.  | Hume Coll.                           |
| 1. Baraitch, 9th May.  | Hume Coll.                           |
| 5. Bareilly, 30th May.   | Hume Coll.                           |
| 2. Bareilly, 31st May.   | Hume Coll.                           |
| 3. Bareilly, 7th June.   | Hume Coll.                           |
| 3. Bareilly, 9th June.   | Hume Coll.                           |
| 2. Bareilly, 22nd June.  | Hume Coll.                           |
| 3. Lucknow, 15th May.  | Hume Coll.                           |
| 1. Etawah ( <i>W. E. Brooks: Tristram Coll.</i> ).             | Crowley Bequest.                     |
| 2. Allahabad, 18th June.                                       | Hume Coll.                           |
| 1. Mirzapur, 10th June ( <i>W. E. B.: Tristram Coll.</i> ).    | Crowley Bequest.                     |
| 1. Jhansi, 14th June.  | Hume Coll.                           |
| 5. Morar, Gwalior, C. Provs.                                   | W. Radcliffe Saunders, Esq.<br>[P.]. |
| 2. Jabalpur, C. Provs. ( <i>W. Theobald: Tristram Coll.</i> ). | Crowley Bequest.                     |

**Genus ÆTHIOPSAR, Sharpe.****Æthiopsar fuscus (Wagler).**

*Æthiopsar fuscus*, *Oates, Fauna Brit. Ind., Birds*, i. p. 539 (1889); *id.*, *ed. Hume, Nests & Eggs Ind. Birds*, i. p. 383 (1889); *id.*, *Hand-l.* v. p. 520 (1909); *Nehrke, Kat. Eiersamml.* p. 349 (1910).

*Acridotheres fuscus*, *Sharpe, Cat. Birds B. M.* xiii, p. 86 (1890).

*Acridotheres maharattensis*, *Sharpe, tom. cit.* p. 89.

The eggs of the Jungle Myna resemble those of *Acridotheres tristis* both in colour and size.

- |   |            |
|---|------------|
| 3. Mussoorie, Himalaya ( <i>T. Hutton</i> ).            | Hume Coll. |
| 2. Mussoorie.   | Hume Coll. |
| 4. Sikhim Terai, 7th May.                               | Hume Coll. |
| 2. Faridpur, Bengal, 29th June ( <i>J. R. Cripps</i> ). | Hume Coll. |
| 1. Dacca, Bengal ( <i>Col. Tytler</i> ).                |            |
| 6. Nilghiri Hills, 10th March.                          | Hume Coll. |

- |  |             |
|--|-------------|
| 3. Nilghiri Hills, 5th April.  | Hume Coll.  |
| 2. Nilghiri Hills, May.  | Hume Coll.  |
| 3. Ootacamund, Nilghiri Hills.   | Hume Coll.  |
| 5. Coonoor, Nilghiri Hills.  | Hume Coll.  |
| 3. Coonoor, 26th March.  | Hume Coll.  |
| 4. Curzon, Nilghiri Hills, 19th April.                                 | Hume Coll.  |
| 2. Kotagherry, Nilghiri Hills, 17th<br>March ( <i>Miss Cockburn</i> ). | Hume Coll.  |
| 5. Kotagherry, 26th March ( <i>Miss<br/>Cockburn</i> ).                | Hume Coll.  |
| 2. Kotagherry, 18th May.   | Hume Coll.  |
| 2. Kotagherry, 20th May.   | Hume Coll.  |
| 1. Pegu, 27th April ( <i>E. W. Oates</i> ).                            | Oates Coll. |
| 1. Pegu, 3rd May ( <i>E. W. O.</i> ).                                  | Oates Coll. |
| 1. Pegu, 8th May ( <i>E. W. O.</i> ).                                  | Oates Coll. |
| 2. Pegu, 10th May ( <i>E. W. O.</i> ).                                 | Oates Coll. |

### *Æthiopsar grandis*, Moore.

*Acridotheres grandis*, Sharpe, *Cat. Birds B. M.* xiii. p. 91 (1890).  
*Æthiopsar grandis*, Oates, *Fauna Brit. Ind., Birds*, i. p. 541 (1889);  
 Harington, *J. Bomb. N. H. Soc.* xiv. p. 598 (1902); Baker, *Ibis*,  
 1906, p. 269; Sharpe, *Hand-l.* v. p. 520 (1909); *Nehr. Kat. Eier-*  
*samm.* p. 349 (1910).

Four eggs of the Siamese Myna resemble those of *Æ. fuscus* both in colour and size. They measure respectively: 1.15 by .84; 1.19 by .83; 1.19 by .86; 1.2 by .82.

- |                            |                            |
|----------------------------|----------------------------|
| 4. Bhamo, Burma, 22nd May. | Col. H. H. Harington [P.]. |
|----------------------------|----------------------------|

### *Æthiopsar cristatellus* (Gmel.).

*Acridotheres cristatellus*, Swinh. *Ibis*, 1860, p. 60; 1863, p. 382;  
*La Touche, Ibis*, 1898, p. 369; Sharpe, *Cat. Birds B. M.* xiii. p. 92  
 (1900); *Nehr. Kat. Eiersamm.* p. 121 (1899).  
*Æthiopsar cristatellus*, Sharpe, *Hand-l.* v. p. 520 (1909); *Nehr. Kat.  
 Eiersamm.* p. 349 (1910).

The eggs of the Chinese Crested Myna resemble those of *Acridotheres tristis*. They measure from 1.15 to 1.3 in length, and from .85 to .9 in breadth.

- |   |                           |
|---|---------------------------|
| 10. Amoy, China ( <i>R. Swinhoe</i> ).    | Seebahn Coll.             |
| 1. Amoy ( <i>R. S.: Tristram Coll.</i> ). | Crowley Bequest.          |
| 4. Foochow, 11th May.                     | C. B. Rickett, Esq. [P.]. |

### *Æthiopsar albocinctus*, Godwin-Austen & Walden.

*Æthiopsar albocinctus*, Oates, *Fauna Brit. Ind., Birds*, i. p. 541 (1889);  
 Harington, *J. Bomb. N. H. Soc.* xiv. p. 598 (1902); Baker, *Ibis*,  
 1906, p. 269; Sharpe, *Hand-l.* v. p. 521 (1909); *Nehr. Kat. Eier-*  
*samm.* p. 349 (1910).

Four eggs of the Collared Myna resemble those of *A. tristis*. They measure: 1.1 by .82 (2); 1.09 by .81; and 1.06 by .83.

4. Bhamo, Burma, 15th May. Col. H. H. Harington [P.].

## Family EULABETIDÆ.

Genus **SARCOPS**, *Walden*.

**Sarcops calvus** (*Lin.*).

(Plate XVIII. fig. 11.)

*Sarcops calvus*, *Sharpe, Cat. Birds B. M.* xiii. p. 97 (1890) [part.]; *Ogilvie-Grant, Ibis*, 1895, pp. 258 & 456, 1896, p. 469; *McGregor, Man. Philippine Birds*, pt. ii. p. 718 (1909); *Sharpe, Hand-l.* v. p. 522 (1909) [part.].

Two eggs of the Grey-backed Coledo are of a pointed oval form and slightly glossy. They are pale blue sparingly marked all over with distinct spots and small blotches of pale brown and lilac-grey. They measure respectively: 1.28 by .9; 1.26 by .88.

2. Marinduque, Philippine Is., May Crowley Bequest.  
(*E. L. Moseley*).

**Sarcops melanonotus**, *Ogilvie-Grant*.

(Plate XVIII. fig. 10.)

*Sarcops calvus*, *Kutter (nec Lin.)*, *J. f. O.* 1883, p. 312; *Sharpe, Cat. Birds B. M.* xiii. p. 97 (1890) [part.]; *Ogilvie-Grant, Ibis*, 1895, p. 258, 1896, p. 554; *Whitehead, Ibis*, 1899, p. 241 [part., Samar]; *Sharpe, Hand-l.* v. p. 522 (1909) [part.]; *Nehrke, Kat. Eiersamml.* p. 350 (1910).

*Sarcops melanonotus*, *Ogilvie-Grant, Bull. B. O. C.* xvi. p. 100 (1906); *id.*, *Ibis*, 1906, p. 469; *McGregor, Man. Philippine Birds*, pt. ii. p. 718 (1909).

An egg of the Black-backed Coledo differs somewhat from those of *S. calvus* described above in being very glossy. The ground-colour is pale bluish-green, and the umber-brown and lilac-grey spots and blotches are mostly concentrated round the larger end. It measures 1.3 by .92.

1. S.E. Mindanao, Philippine Is. (O. Crowley Bequest.  
*Kock & A. Schadenberg; Kutter Coll.*).

Genus **EULABES**, Cuvier.**Eulabes religiosa** (Linn.).

(Plate XVIII. figs. 14 &amp; 15.)

*Gracula religiosa*, Thien. *Fortypflanz. ges. Vög.* tab. xxxviii. fig. 11 (1845-54).

*Eulabes religiosa*, Legge, *Birds Ceylon*, p. 682 (1879); Oates, *Fauna Brit. Ind., Birds*, i. p. 510 (1889); Oates, ed. Hume, *Nests & Eggs Ind. Birds*, i. p. 363 (1889); Sharpe, *Hand-l.* v. p. 522 (1909).

*Mainatus religiosus*, Sharpe, *Cat. Birds B. M.* xiii. p. 99 (1890).

The eggs of the Southern-Indian Grackle are of an elongate oval shape and moderately glossy. They are greenish-blue, sparingly spotted and blotched with pale chocolate-red and lilac. The markings appear to be very evenly distributed over the shell. Five examples measure from 1·2 to 1·38 in length, and from ·85 to ·9 in breadth.

- |    |  |            |
|----|--|------------|
| 2. | Travancore, 21st April ( <i>F. W. Bourdillon</i> ).          | Hume Coll. |
| 2. | Mynnall, Travancore, 13th April ( <i>T. F. Bourdillon</i> ). | Hume Coll. |
| 1. | Travancore, 20th May ( <i>T. F. B.</i> ).                    | Hume Coll. |

**Eulabes javanensis** (Osbeek).

*Eulabes javanensis*, Bingham, *Stray Feathers*, ix. p. 192 (1880); Oates, *Fauna Brit. Ind., Birds*, i. p. 512 (1889); Sharpe, *Hand-l.* v. p. 522 (1909); Nehrke, *Kat. Eiersamml.* p. 350 (1910).

*Eulabes intermedia*, Oates, ed. Hume, *Nests & Eggs Ind. Birds*, i. p. 365, (1889) [part.].

*Mainatus javanensis*, Sharpe, *Cat. Birds B. M.* xiii. p. 102 (1890).

The eggs of the Malay Grackle are inseparable from those of *E. religiosa*. They measure respectively: 1·25 by ·91; 1·29 by ·93.

- |    |   |            |
|----|---|------------|
| 2. | Meplay Choung, Tenasserim, 13th March ( <i>C. T. Bingham</i> ). | Hume Coll. |
|----|---|------------|

**Eulabes intermedia** (*A. Hay*).

(Plate XVIII. fig. 13.)

*Eulabes intermedia*, Oates, *Fauna Brit. Ind., Birds*, i. p. 511 (1889); Oates, ed. Hume, *Nests & Eggs Ind. Birds*, i. p. 365 (1889) [part.]; Sharpe, *Hand-l.* v. p. 523 (1909); Nehrke, *Kat. Eiersamml.* p. 350 (1910).

*Mainatus intermedius*, Sharpe, *Cat. Birds B. M.* xiii. p. 104 (1890); Nehrke, *Kat. Eiersamml.* p. 122 (1899).

The eggs of the Indian Grackle are of quite the same character as those of *E. religiosa* and *E. javanensis*, but are much smaller.

Two specimens are marked with pale chocolate-red and lilac, but two others have, in addition, some spots and blotches of very dark chocolate-brown. Four examples measure respectively: 1·16 by ·78; 1·16 by ·79; 1·13 by ·72; 1·11 by ·79.

1. Mepalay Choung, Tenasserim, 9th March (*C. T. Bingham*). Hume Coll.
2. Mepalay Choung, 9th March (*C. T. B.*). Hume Coll.
1. Sinzaway, Tenasserim, 18th April (*C. T. B.*). Hume Coll.

Genus **HARTLAUBIUS**, *Bonap.*

**Hartlaubius auratus** (*P. L. S. Müller*).

(Plate XVIII. fig. 20.)

- Hartlaubia madagascariensis*, *E. Newton, Ibis*, 1863, p. 349; *Cowan, Proc. R. Phys. Soc. Edinb.* vii. p. 149 (1882).  
*Hartlaubius madagascariensis*, *Milne-Edwards & Grandidier, Hist. Nat. Madag., Ois.* i. p. 311, pl. 302, fig. 17 (1879); *Sharpe, Cat. Birds B. M.* xiii. p. 120 (1890); *Nehr. Kat. Eiersamml.* p. 122 (1899).  
*Hartlaubius auratus*, *Shelley, Birds Afr.* v. p. 36 (1906); *Sharpe, Hand-l.* v. p. 525 (1909); *Nehr. Kat. Eiersamml.* p. 525 (1910).

One egg of the Madagascar Tree-Starling is of an elongate oval shape and slightly glossy. It is pale greenish-blue, profusely speckled and spotted, especially at the broad end where the markings are larger and more or less confluent, with dull reddish-brown and lavender. It measures 1·08 by ·7. Two others are of a somewhat blunt oval shape and devoid of gloss, but are similarly marked. They measure ·92 by ·7; and ·92 by ·68.

2. Madagascar (*Gerrard: Tristram Coll.*). Crowley Bequest.
1. Betsileo, Madagascar. Rev. W. Deans Cowan [P.]

Genus **APLONIS**, *Gould.*

**Aplonis cantoroides**, *Gray.*

- Calornis cantor*, *Layard, Ibis*, 1880, p. 295.  
*Aplonis cantoroides*, *Sharpe, Cat. Birds B. M.* xiii. p. 128 (1890); *id., Hand-l.* v. p. 527 (1909); *Nehr. Kat. Eiersamml.* p. 350 (1910).

Three eggs of Cantor's Tree-Starling are of a rather wide oval shape and glossy. The ground is pale blue or very pale greenish-blue sparingly marked with spots and dots of dark brown, umber, and two shades of lilac-grey, the markings being most numerous

towards the larger end. They measure respectively: 1·11 by ·81; 1·1 by ·81; and 1·06 by ·85.

1. Duke of York, Bismarck Archip. Crowley Bequest.
2. New Britain, Bismarck Archip. Crowley Bequest.

### *Aplonis brevirostris* (Peale).

(Plate XVII. fig. 16.)

*Aplonis brevirostris*, *Whitmee, Ibis*, 1875, p. 440; *Sharpe, Cat. Birds B. M.* xiii. p. 130 (1890); *Nehrck. Kat. Eiersamml.* p. 122 (1899), p. 350 (1910); *Sharpe, Hand-l.* v. p. 527 (1909).

The eggs of the Short-billed Tree-Starling are of an elongate oval form and possess a small amount of gloss. They are pale greenish-blue, spotted and blotched with chestnut, lilac, and purplish-grey, and are inseparable from some eggs of *Lamprocorax metallica*. They measure respectively: 1·08 by ·7; 1·12 by ·73.

2. Samoa, March. Rev. S. J. Whitmee [C.].

### *Aplonis vitiensis*, *Layard*.

(Plate XVIII. fig. 17.)

*Aplonis tabuensis*, *Layard (nec Gmel.) P. Z. S.* 1875, p. 435.  
*Aplonis vitiensis*, *Layard, P. Z. S.* 1876, p. 502; *id., Ibis*, 1876, p. 392; *Sharpe, Cat. Birds B. M.* xiii. p. 131 (1890); *id., Hand-l.* v. p. 527 (1909); *Nehrck. Kat. Eiersamml.* p. 350 (1910).

Three eggs of the Fiji Islands Tree-Starling are of a very broad oval shape and slightly glossy. One has the ground white, while in two it is of a pale greenish-blue: all are spotted and blotched with reddish-brown and lilac, and in one the markings are dense at the broad end and sparse elsewhere. They measure respectively: 1·09 by ·8; 1·08 by ·72; and 1·0 by ·76.

1. Fiji Islands, Oct. (*F. M. Raymer*). Voy. H.M.S. 'Herald.'
2. Wakaya, Fiji Islands, 26th Dec. Crowley Bequest.  
(*E. L. Layard: Tristram Coll.*)

### *Aplonis atrifusca*, *Peale*.

*Sturnoides atrifusca*, *Whitmee, Ibis*, 1875, p. 440; *Layard, P. Z. S.* 1876, p. 494.  
*Aplonis atrifusca*, *Sharpe, Cat. Birds B. M.* xiii. p. 134 (1890); *Nehrck. Kat. Eiersamml.* p. 122 (1899), p. 351 (1910); *Sharpe, Hand-l.* v. p. 528 (1909).

The eggs of the Blackish-brown Tree-Starling are of a narrow oval shape and almost devoid of gloss. They are of a greenish-blue colour, with a very few minute specks of lilac scattered here



and there over the shell. The specimens measure respectively: 1.35 by .91; 1.4 by .9. The measurements of an egg given by Nehr Korn are considerably less: 1.18 by .86.

2. Samoa, Sept.

Rev. S. J. Whitmee [C.].

*Aplonis kittlitzi*, *Finsch & Hartl.*

(Plate XVIII. fig. 12.)

*Aplonis kittlitzi*, *Sharpe, Cat. Birds B. M.* xiii. p. 136 (1890); *Hartert, Nov. Zool.* vii. p. 6 (1900); *Sharpe, Hand-l.* v. p. 528 (1909); *Nehr. Kat. Eiersamml.* p. 351 (1910).

Three eggs of Kittlitz's Tree-Starling are indistinguishable from those of *A. cantorooides*. They measure respectively: 1.21 by .82; 1.2 by .82; and 1.1 by .82.

1. Pelew Is., Carolines (*T. Kubary*: Crowley Bequest.  
*Tristram Coll.*).

2. Ruk Is., Carolines, 26th May. Crowley Bequest.

Genus **LAMPROCORAX**, *Bonap.*

**Lamprocorax metallica** (*Temm.*).

*Calornis metallica*, *Gould, Handb. Birds Austr.* i. p. 477 (1865); *Ramsay, P. Z. S.* 1875, p. 593; *Layard, Ibis*, 1880, p. 295; *North, Nests & Eggs Birds Austr.* p. 190 (1889); *Sharpe, Cat. Birds B. M.* xiii. p. 133 (1890); *Le Souëf, Ibis*, 1898, p. 52; *Nehr. Kat. Eiersamml.* p. 122 (1899); *Campbell, Nests & Eggs Austr. Birds*, i. p. 475, pl. 16 (1901); *North, Nests & Eggs Birds Austr.* ii. p. 265 (1909).

*Lamprocorax metallica*, *Sharpe, Hand-l.* v. p. 529 (1909); *Nehr. Kat. Eiersamml.* p. 351 (1910).

The eggs of the Shining Calornis are of a somewhat pointed oval shape and exhibit a considerable amount of gloss. They are of a pale greenish-blue colour, marked with spots and blotches of chestnut, lilac and purplish-grey. Some specimens are boldly blotched at the broad end only; others are spotted pretty evenly all over; and others again are very feebly marked with only a few specks. Examples measure from 1 to 1.18 in length, and from .74 to .8 in breadth.

4. Trobriand I., D'Entrecasteaux Archipelago, 3rd April (*A. S. Meek*).

1. New Britain, Bismarck Archipelago. Crowley Bequest.

1. Mioko, Duke of York I., October (*E. L. C. Layard: Tristram Coll.*).

1. St. Aignan, Louisiade Archipelago. A. S. Meek, Esq., C.

3. St. Aignan. A. S. Meek, Esq., C.

- |  |                            |
|--|----------------------------|
| 2. N.W. Australia.   | T. Carter, Esq. [C.].      |
| 3. Somerset, Cape York, Queensland,<br>5th Jan.                | C. A. Barnard, Esq. [C.].  |
| 4. Somerset, 5th Jan.  | C. A. Barnard, Esq. [C.].  |
| 4. Cape York ( <i>Capt. Stanley</i> ).                         | Voy. H.M.S. 'Rattlesnake.' |
| 4. Cape York.  | Gould Coll.                |
| 1. Cape York ( <i>J. Macgillivray: Tris-<br/>tram Coll.</i> ). | Crowley Bequest.           |

### Lamprocorax chalybea (*Horsf.*).

(Plate XVIII. figs. 18 & 19.)

- Calornis chalybea, *Sharpe, P. Z. S.* 1879, p. 345; *id.*, *Cat. Birds B. M.* xiii. p. 143 (1890); *Nehrck. Kat. Eiersamml.* p. 122 (1899).  
 Calornis chalybeius, *Oates, Fauna Brit. Ind., Birds*, i. p. 514 (1889);  
*Oates, ed. Hume, Nests & Eggs Ind. Birds*, i. p. 367 (1889).  
 Lamprocolius chalybeus, *Kuschel, J. f. O.* 1895, p. 330.  
 Lamprocorax chalybea, *Sharpe, Hand-l.* v. p. 530 (1909); *Nehrck. Kat. Eiersamml.* p. 351 (1910).

The eggs of the Glossy Calornis resemble those of *L. metallica*, but have a slightly darker ground-colour. They measure from .93 to 1.15 in length, and from .71 to .79 in breadth.

- |  |                                      |
|--|--------------------------------------|
| 5. [Malay Peninsula.]  | W. Radcliffe Saunders, Esq.<br>[P.]. |
| 3. Kossoum, Malay Peninsula, 9th<br>May ( <i>W. Davison</i> ). | Hume Coll.                           |
| 3. Laugat, Malay Peninsula, 10th<br>April ( <i>W. D.</i> ).    | Hume Coll.                           |
| 3. Labuan, Borneo, June.                                       | Sir Hugh Low [C.].                   |
| 1. Labuan.   | Sir Hugh Low [C.].                   |
| 2. Labuan [ <i>A. H. Everett</i> ].                            | Crowley Bequest.                     |
| 1. [Labuan], 14th June.  | Crowley Bequest.                     |
| 1. [Labuan].   | Crowley Bequest.                     |

### Lamprocorax panayensis (*Scop.*).

- Calornis panayensis, *Sharpe, Cat. Birds B. M.* xiii. p. 147 (1890);  
*Ogilvie-Grant & Whitehead, Ibis*, 1898, p. 244, pl. vi. fig. 1; *Sharpe, Hand-l.* v. p. 530 (1909).

The eggs of the Panay Glossy Calornis cannot be separated from the eggs of *L. chalybea*. They measure from .97 to 1.08 in length, and from .77 to .79 in breadth.

- |  |                          |
|--|--------------------------|
| 2. Philippine Is., 9th May ( <i>E. L. Moseley</i> ).                         | Crowley Bequest.         |
| 3. Province of Isabella, North-east<br>Luzon, Philippine Is., 28th<br>April. | J. Whitehead, Esq. [C.]. |
| 2. Province of Isabella, 28th April.   | J. Whitehead, Esq. [C.]. |

Genus **PYRROCHIRA**, *Reichenb.***Pyrrhochira caffra** (*Linna.*).

(Plate XIX. fig. 1.)

- Pyrrhocheira caffer, *Sharpe, Cat. Birds B. M.* xiii. p. 169 (1890).  
 Amydrus caffer, *Sharpe, ed. Layard, Birds S. Afr.* p. 430 (1875-84);  
*Stark, Fauna S. Afr. Birds*, i. p. 28 (1900).  
 Pyrrhocheira caffra, *Kuschel, J. f. O.* 1895, p. 330; *Reich. Vög. Afr.* ii.  
 p. 697 (1903).  
 Onychognathus caffer, *Shelley, Birds Afr.* v. p. 103 (1906).  
 Pyrrhochira caffra, *Sharpe, Hand-l.* v. p. 534 (1909).  
 Pyrrhochira caffra, *Nehrck. Kat. Eiersamml.* p. 351 (1910).

An egg of the Pale-winged Starling is of a rather pointed oval shape and somewhat glossy. It is pale blue, finely freckled and spotted all over with reddish-brown and lilac, the markings being most numerous towards the larger end. It measures 1·3 by ·89.

1. Nels Poort, Cape Colony (*T. C. Crowley Bequest.*  
*Atmore: Tristram Coll.*).

Genus **AMYDRUS**, *Cabanis.***Amydrus morio** (*Linna.*).

- Lamprotornis morio, *Thien. Fortpflanz. ges. Vög.* tab. xxxviii. fig. 8  
 (1845-54).  
 Amydrus morio, *Sharpe, ed. Layard, Birds S. Africa*, p. 431 (1875-84);  
*Sharpe, Cat. Birds B. M.* xiii. p. 161 (1890); *Kuschel, J. f. O.* 1895,  
 p. 330; *R. B. & J. D. S. Woodward, Ibis*, 1897, p. 406; *Nehrck. Kat.*  
*Eiersamml.* p. 133 (1899); *Stark, Fauna S. Afr., Birds*, i. p. 26  
 (1900); *Reich. Vög. Afr.* ii. p. 699 (1903); *Bucknill, Journ. S. Afr.*  
*Orn. Union*, ii. p. 74 (1905); *Sharpe, Hand-l.* v. p. 535 (1909);  
*Nehrck. Kat. Eiersamml.* p. 351 (1910).  
 Onychognathus morio, *Shelley, Birds Afr.* v. p. 105 (1906).

Eggs of the Cape Glossy Tree-Starling vary in shape from a regular oval to a blunt oval and exhibit a moderate amount of gloss. They are of a greenish-blue colour, sparingly speckled and spotted with rufous, deep purplish-brown and lilac. They vary in length from 1·17 to 1·47; and in breadth from ·83 to ·99. The eggs of this species are said to be sometimes uniform blue without markings.

4. South Africa. *Crowley Bequest.*  
 2. South Africa. *E. L. Layard, Esq. [P.].*  
 4. Grahamstown, C. Colony, 25th Oct. *B. E. Jupp, Esq. [C.]*  
 (*B. E. J.*).

- |   |                        |
|---|------------------------|
| 3. Grahamstown, 3rd Feb. ( <i>J. H. Benn</i> ).         | B. E. Jupp, Esq. [C.]. |
| 3. Upper Kareiga, Grahamstown, Nov. ( <i>Peachey</i> ). | B. E. Jupp, Esq. [C.]. |
| 3. Blaauw Krantz, C. Colony, Dec. ( <i>L. Palmer</i> ). | B. E. Jupp, Esq. [C.]. |
| 3. Blaauw Krantz, Jan. ( <i>L. P.</i> )                 | B. E. Jupp, Esq. [C.]. |
| 1. Blaauw Krantz, 2nd Jan. ( <i>L. P.</i> ).            | B. E. Jupp, Esq. [C.]. |
| 3. Blaauw Krantz, 16th Jan. ( <i>L. P.</i> ).           | B. E. Jupp, Esq. [C.]. |
| 3. Blaauw Krantz, 16th Jan. ( <i>L. P.</i> ).           | B. E. Jupp, Esq. [C.]. |
| 3. Blaauw Krantz, 22nd Jan. ( <i>L. P.</i> ).           | B. E. Jupp, Esq. [C.]. |
| 3. Waschbunk, Natal, 4th Nov. ( <i>R. S.</i> ).         | Major R. Sparrow [E.]. |
| 3. Rosetta, Natal, 1st Dec. ( <i>R. S.</i> ).           | Major R. Sparrow [E.]. |

Genus **ONYCOGNATHUS**, *Hartlaub*.

**Onycognathus blythi**, *Hartl.*

- Amydrus blythi*, *Sharpe, Cat. Birds B. M.* xiii. p. 164 (1890); *Ogilvie-Grant & Forbes, N. Hist. Sokotra, Aves*, p. 22 (1903).  
*Onycognathus blythi*, *Reich. Vog. Afr.* ii. p. 701 (1903); *Shelley, Birds Afr.* 7. p. 109 (1906).  
*Onycognathus blythi*, *Sharpe, Hand-l.* v. p. 536 (1909).

Three eggs said to be those of Blyth's Chestnut-winged Starling are indistinguishable from those of *Sturnus vulgaris*. They measure respectively: 1.23 by .9; 1.22 by .89; and 1.19 by .87.

- |                |                                   |
|----------------|-----------------------------------|
| 3. Somaliland. | W. Radcliffe Saunders, Esq. [P.]. |
|----------------|-----------------------------------|

Genus **LAMPROCOLIUS**, *Sunder.*

**Lamprocolius splendidus** (*Vieill.*).

- Lamprocolius splendidus*, *Sharpe, Cat. Birds B. M.* xiii. p. 175 (1890); *Reich. Vog. Afr.* ii. p. 692 (1903); *Sharpe, Hand-l.* v. p. 539 (1909); *Ogilvie-Grant, Tr. Zool. Soc.* xix. p. 264 (1910); *Bates, Ibis*, 1911, p. 542, pl. ix. figs. 7 & 11.  
*Lamprotornis splendidus*, *Shelley, Birds Afr.* v. p. 65 (1906).  
*Lamprocolius splendidus glaucovirens*, *Bates, Ibis*, 1909, p. 37.

Two eggs of the Splendid Glossy Starling are of a regular oval shape and almost without gloss. The ground-colour is pale greenish-blue, sparingly marked all over with spots and small blotches of pale reddish-brown and lilac-grey. They measure respectively 1.23 by .95; and 1.18 by .87.

- |                                  |                         |
|----------------------------------|-------------------------|
| 1. Biteye, Cameroon, Aug. (595). | G. L. Bates, Esq. [P.]. |
| 1. Biteye, Sept. (110).          | G. L. Bates, Esq. [P.]. |

**Lamprocolius purpureus** (*P. L. S. Müll.*).

- Lamprocolius purpureus*, *Sharpe, Cat. Birds B. M.* xiii. p. 175 (1890); *Reich. Vög. Afr.* ii. p. 691 (1903); *Sharpe, Hand-l.* v. p. 539 (1909); *Nehrck. Kat. Eiersamml.* p. 351 (1910).  
*Lamprotornis purpureus*, *Shelley, Birds Afr.* v. p. 78 (1906).

An egg said to be that of the Purple Glossy Starling is of a pointed oval shape and somewhat glossy. It is pale blue, spotted all over with brown and lilac-grey, the markings being most numerous round the larger end. It measures 1·17 by ·85.

1. West Africa.

Crowley Bequest.

**Lamprocolius phœnicopterus** (*Swains.*).

(Plate XIX. figs. 2 & 3.)

- Lamprocolius phœnicopterus*, *Sharpe, ed. Layard, Birds S. Afr.* p. 425 (1875-84); *Sharpe, Cat. Birds B. M.* xiii. p. 180 (1890); *Kuschel, J. f. O.* 1895, p. 330; *R. B. & J. D. S. Woodward, Ibis*, 1897, p. 405; *Stark, Faun. S. Afr., Birds*, i. p. 38 (1900); *Reich. Vög. Afr.* ii. p. 685 (1903); *Bucknill, Journ. S. Afr. Orn. Union*, ii. p. 76 (1908); *Sharpe, Hand-l.* v. p. 541 (1909); *Nehrck. Kat. Eiersamml.* p. 35 (1910).  
*Lamprotornis phœnicopterus*, *Shelley, Birds Afr.* v. p. 70 (1906) [part.].

Eggs of the Red-shouldered Glossy Starling are of a long oval shape and distinctly glossy. The ground-colour varies from pale blue to bluish-green, marked all over with rather small spots of pale reddish-brown and lilac-grey. They vary in length from 1·1 to 1·18, and in breadth from ·77 to ·82.

3. Grahamstown, C. Colony, 30th Nov. (B. E. J.). B. E. Jupp, Esq. [C.].  
 3. Belmont, nr. Grahamstown, 4th Dec. (L. Palmer). B. E. Jupp, Esq. [C.].

**Lamprocolius bispecularis** (*Strickl.*).

- Lamprocolius bispecularis*, *Sharpe, Cat. Birds B. M.* xiii. p. 181 (1890); *id., Hand-l.* v. p. 541 (1909).  
*Lamprocolius phœnicopterus bispecularis*, *Stark, Fauna S. Afr., Birds*, i. p. 39 (1900); *Reich. Vög. Afr.* ii. p. 686 (1903); *Bucknill, Journ. S. Afr. Orn. Union*, ii. p. 76 (1908).  
*Lamprotornis phœnicopterus*, *Shelley, Birds Afr.* v. p. 70 (1906) [part.].

Eggs of the Lesser Red-shouldered Glossy Starling resemble those of *L. phœnicopterus*. They measure 1·15 by ·72; 1·1 by ·73.

One taken by Dr. W. J. Ansorge from the oviduct of a female is uniform bright bluish-green. It measures 1·05 by ·8.

2. Ovampoland, Damaraland, March      Crowley Bequest.  
     (*C. J. Andersson: Tristram*  
     *Coll.*).
1. N'Dalla Tando, N. Angola, 26th      Dr. W. J. Ansorge [C].  
     Oct.

Genus **SPREO**, *Lesson.***Spreo bicolor** (*Gmel.*).

(Plate XIX. figs. 4 &amp; 6.)

- Lamprotonis bicolor*, *Thien. Fortpflanz. ges. Vög.* tab. xxxviii. fig. 9  
 (1845-54).
- Spreo bicolor*, *Sharpe, ed. Layard, Birds S. Africa*, p. 429 (1875-84);  
*Butler, Feilden & Reid, Zool.* 1882, p. 256; *Sharpe, Cat. Birds*  
*B. M.* xiii. p. 187 (1890); *Kuschel, J. f. O.* 1895, p. 330; *Nehrke.*  
*Kat. Eiersamml.* p. 123 (1899), p. 352 (1910); *Stark, Fauna S. Afr.,*  
*Birds*, i. p. 30 (1900); *Reich. Vög. Afr.* ii. p. 673 (1903); *Shelley,*  
*Birds Afr.* v. p. 85 (1905); *Haagner & Ley, Journ. S. Afr. Orn.*  
*Union*, iii. p. 78 (1907); *Bucknill, Journ. S. Afr. Orn. Union*, iv.  
 p. 75 (1908); *Sharpe, Hand-l.* v. p. 542 (1909).

The eggs of the Common Cape Tree-Starling are mostly of a pointed oval shape and slightly glossy. They are of a deep bluish-green colour, the majority being plain, and others spotted with pale lilac-red. They measure from 1·14 to 1·3 in length, and from ·82 to ·9 in breadth.

3. South Africa.      Gould Coll.  
 3. South Africa.      Gould Coll.  
 4. South Africa.      E. L. Layard, Esq. [P].  
 4. South Africa.      W. Radcliffe Saunders, Esq.  
     [P].
1. Cape Colony (*T. C. Atmore:*  
     *Tristram Coll.*)      Crowley Bequest.  
 2. Cape Colony (*E. L. L.: Tristram*  
     *Coll.*)      Crowley Bequest.  
 4. Howiespoort, Cape Colony, 5th  
     Dec. (*L. Palmer*). (With one  
     egg of *Indicator major*.)      B. E. Jupp, Esq. [P].  
 3. Howiespoort, 28th Dec. (*B. E. J.*).  
     (With one egg of *Indicator*  
     *major*.)      B. E. Jupp, Esq. [P].  
 1. Deelfontein, Cape Colony, 23rd  
     Nov. (*C. H. B. Grant & E. C.*  
     *Seimund*).      Colonel A. T. Sloggett [P].  
 1. Kuruman, British Bechuanaland,  
     2nd Jan.      B. B. Woosnam & R. E. Dent,  
     Esqrs. [C].  
 4. Kuruman, 2nd Jan.      R. B. Woosnam & R. E. Dent,  
     Esqrs. [C].  
 5. Natal (*T. Ayres: Tristram Coll.*).      Crowley Bequest.  
 4. Ladysmith, Natal, Nov.      Capt. Savile G. Reid [C].  
 5. Amersfoort, E. Transvaal, Oct.      Hon. J. A. Buckmill [P].

Genus **CREADION**, *Vieill.***Creadion carunculatus** (*Gmel.*).

(Plate XIX. fig. 5.)

*Creadion carunculatus*, *Sharpe, Cat. Birds B. M.* iii. p. 144 (1877); *Reischek, Trans. & Proc. N. Zeal. Inst.* xix. p. 188 (1887); *Buller, Birds N. Zeal.* 2nd ed. i. p. 18 (1888); *id., Suppl.* ii. p. 161 (1905); *Sharpe, Hand-l.* v. p. 544 (1909).

An egg of the "Saddle-Back" is of a rather long and somewhat pointed oval shape, almost without gloss. The ground-colour is pale greyish-pink, with spots and blotches of umber-brown, dark lilac-grey and pale lavender-grey, the markings being mostly concentrated round the larger end where they partially blend and form an irregular cap. It measures 1.25 by .85.

The white egg marked and spotted with purplish-brown and measuring 1.4 by 1.0 referred to this species by Buller (*vide supra*) has no doubt been wrongly identified. He also describes a second egg which agrees in every respect with the specimen in the British Museum.

1. New Zealand.

W. Radcliffe Saunders, Esq.  
[P.]

## Family ORIOLIDÆ.

Genus **ORIOLUS**, *Linn.***Oriolus galbula**, *Linn.*

*Oriolus galbula*, *Thien. Fortpflanz. ges. Vög.* tab. xxvii. figs. 11, a-c (1845-54); *Baedecker, Eier Eur. Vög.* tab. 50. fig. 10 (1855-63); *Hewitson, Eggs of Brit. Birds*, i. p. 94, pl. xxvi. fig. i (1856); *Saunders, Ibis*, 1871, p. 221; *Sharpe, Cat. Birds B. M.* iii. p. 191 (1877); *Seebohm, Brit. Birds*, i. p. 589, pl. 11 (1883); *id., Eggs of Brit. Birds*, p. 232, pl. 54. fig. 20 (1896); *Whitaker, Birds Tunis*, i. p. 164 (1905); *Dresser, Eggs Birds Europe*, pts. vii. & viii. p. 281, pl. v. fig. 5 (1907); *Sharpe, Hand-l.* v. p. 546 (1909); *Nehrke, Kat. Eiersamml.* p. 352 (1910).

*Oriolus oriolus*, *Rey, Eier Vög. Mitteleurop.* i. p. 345, pl. 43. figs. 1-4 (1900); *Jourd. Eggs Europ. Birds*, i. p. 41, pl. viii. figs. 1-4 (1906).

*Oriolus oriolus oriolus*, *Hartert, Vög. pal. Faun.* i. p. 51 (1903).

The eggs of the Golden Oriole are of an oval shape, some being lengthened and pointed, others short and blunt, and they are highly glossy. The ground is white, occasionally tinged with pink, and sparingly marked with specks and spots of deep purplish-brown or

black, which are frequently rufous at the edges and with underlying lavender. The markings are well-defined and usually of a roundish form, but sometimes they are elongate and otherwise irregular. They are more frequent at the broad end of the egg than elsewhere, but they are seldom sufficiently numerous to form a cap or zone. Some specimens in the Collection are very feebly marked. The eggs measure from 1·07 to 1·35 in length, and from ·78 to ·9 in breadth.

5. Holland ( <i>J. Baker</i> ).	Salvin-Godman Coll.
3. Holland ( <i>J. B.</i> ).	Salvin-Godman Coll.
4. Valkenswaard, Holland, June.	Salvin-Godman Coll.
4. Valkenswaard, 25th May.	Seebohm Coll.
4. Valkenswaard, 27th May.	Seebohm Coll.
4. Valkenswaard, 28th May.	Seebohm Coll.
4. Valkenswaard, 29th May.	Seebohm Coll.
2. Valkenswaard.	Crowley Bequest.
10. Elbeuf, France ( <i>Noury: Hargitt Coll.</i> ).	Seebohm Coll.
3. Seville, Spain, 18th May ( <i>H. Saunders</i> ).	Seebohm Coll.
4. Sziget Csépf, Hungary, 8th June ( <i>F. A. Cerua</i> ).	W. Radcliffe Saunders, Esq. [P.]
4. Buygi, Hungary, 2nd June ( <i>W. R. S.</i> ).	W. Radcliffe Saunders, Esq. [P.]
5. Iszsak, Hungary, 28th May ( <i>W. R. S.</i> ).	W. Radcliffe Saunders, Esq. [P.]
3. Iszsak, 28th May ( <i>W. R. S.</i> ).	W. Radcliffe Saunders, Esq. [P.]
4. Iszsak, 30th May ( <i>W. R. S.</i> ).	W. Radcliffe Saunders, Esq. [P.]

### *Oriolus kundoo*, *Sykes*.

*Oriolus kundoo*, *Sharpe, Cat. Birds B. M.* iii. p. 194 (1877); *Oates, Fauna Brit. Ind., Birds*, i. p. 504 (1889); *Oates, ed. Hume, Nests & Eggs Ind. Birds*, i. p. 354 (1889); *Dresser, Ibis*, 1904, p. 486, pl. x. figs. 16 & 18; *Sharpe, Hand-l.* v. p. 547 (1909); *Nehr. Kat. Eiersamml.* p. 352 (1910).

*Oriolus oriolus kundoo*, *Hartert, Vög. pal. Faun.* i. p. 53 (1903).

The eggs of the Indian Oriole are so similar to those of *O. galbula* that they require no separate description, but, on the whole, they appear to be more sparingly spotted. They measure from 1·03 to 1·32 in length, and from ·75 to ·87 in breadth.

2. Jerripani, Mussoorie, Himalayas ( <i>T. Hutton</i> ).	Hume Coll.
2. Lahore, Punjab, 15th June.	Hume Coll.
1. Hansi, 1st July ( <i>W. Blewitt</i> ).	Hume Coll.
2. Hansi, 14th July ( <i>W. B.</i> ).	Hume Coll.
1. Sambhur, 9th June.	Hume Coll.
1. Sambhur, 26th June.	Hume Coll.
1. Sambhur, 10th July.	Hume Coll.
1. Sambhur, 14th July.	Hume Coll.



1. Sambhur, 16th July.	Hume Coll.
1. Sambhur, 17th July.	Hume Coll.
1. Sambhur, 26th July.	Hume Coll.
3. Delhi, 28th June ( <i>C. T. Bingham</i> ).	Hume Coll.
3. Agra, 24th June ( <i>A. O. Hume</i> ).	Hume Coll.
1. Agra, 26th July ( <i>A. O. H.</i> ).	Hume Coll.
2. Bareilly, 25th May ( <i>A. O. H.</i> ).	Hume Coll.
1. Bareilly, 17th June ( <i>A. O. H.</i> ).	Hume Coll.
1. Bareilly, 21st June ( <i>A. O. H.</i> ).	Hume Coll.
1. Bareilly, 23rd June ( <i>A. O. H.</i> ).	Hume Coll.
1. Baraitch, 20th May ( <i>A. O. H.</i> ).	Hume Coll.
2. Lucknow, 2nd July ( <i>G. Reid</i> ).	Hume Coll.
2. Allahabad ( <i>C. T. Bingham</i> ).	Hume Coll.
3. Mirzapur, 29th May ( <i>W. E. Brooks: Tristram Coll.</i> ).	Crowley Bequest.
1. Mirzapur, 28th June ( <i>W. E. B.: Tristram Coll.</i> ).	Crowley Bequest.
2. Jhansi, 22nd June ( <i>F. R. Blewitt</i> ).	Hume Coll.
4. Jhansi, 24th June ( <i>F. R. B.</i> ).	Hume Coll.
2. Jhansi, 26th June ( <i>F. R. B.</i> ).	Hume Coll.
2. Jhansi, 29th June ( <i>F. R. B.</i> ).	Hume Coll.
2. Jhansi, 30th June ( <i>F. R. B.</i> ).	Hume Coll.
2. Jhansi, 2nd July ( <i>F. R. B.</i> ).	Hume Coll.
1. Hoshungabad, 18th June ( <i>E. C. Nunn</i> ).	Hume Coll.
3. Hoshungabad, 20th June ( <i>E. C. N.</i> ).	Hume Coll.
1. Hoshungabad, 22nd June ( <i>E. C. N.</i> ).	Hume Coll.
1. Hoshungabad, 28th June ( <i>E. C. N.</i> ).	Hume Coll.
3. Saugor, C. Provinces, 26th June.	Hume Coll.
2. Saugor, 2nd July.	Hume Coll.
3. Saugor, 7th July.	Hume Coll.
4. Saugor, 16th July.	Hume Coll.

### *Oriolus diffusus*, Sharpe.

*Oriolus diffusus*, Sharpe, *Cat. Birds B. M.* iii. p. 197 (1877); Legge, *Birds Ceyl.* p. 355 (1879); *Styan, Ibis*, 1887, p. 224; *Nelrk. Kat. Eiersamml.* p. 18 (1899); *Sharpe, Hand-l.* v. p. 547 (1909); *Nelrk. Kat. Eiersamml.* p. 352 (1910).

*Oriolus indicus*, Oates, *Fauna Brit. Ind., Birds*, i. p. 502 (1889); *Dresser, Man. Pal. Birds*, p. 228 (1902); *Hartert, Vög. pal. Faun.* i. p. 53 (1903); *Dresser, Ibis*, 1904, p. 487, pl. x. figs. 14 & 17.

The eggs of the Black-naped Oriole are of a narrow pointed oval form and have a considerable amount of gloss. They are of a pale-pinkish cream-colour, sparingly spotted and speckled with deep purplish-brown and pale lavender. Many of the larger spots are blurred at the edges and run into the surrounding ground-colour. The smaller spots are usually firm and well-defined. Five specimens measure from 1.1 to 1.2 in length, and from .78 to .9 in breadth.

- |  |                           |
|--|---------------------------|
| 2. Foochow, China, 29th May.                   | C. B. Rickett, Esq. [P.]. |
| 4. Foochow, June.                              | C. B. Rickett, Esq. [P.]. |
| 3. Foochow, 2nd June.                          | C. B. Rickett, Esq. [P.]. |
| 1. Amoy ( <i>R. Swinhoe: Tristram Coll.</i> ). | Crowley Bequest.          |
| 1. Ussuri ( <i>Nehrke Coll.</i> ).             | Crowley Bequest.          |

### *Oriolus tenuirostris*, Blyth.

*Oriolus tenuirostris*, *Sharpe, Cat. Birds B. M.* iii. p. 198 (1877); *Oates, Fauna Brit. Ind., Birds*, i. p. 503 (1889); *Sharpe, Hand-l.* v. p. 547 (1909); *Nehrke, Kat. Eiersamml.* p. 353 (1910).

Three eggs of the Burmese Black-naped Oriole are indistinguishable from those of *O. galbula*. They measure respectively: 1.15 by .81; 1.12 by .82; and 1.09 by .8.

- |                      |                                |
|----------------------|--------------------------------|
| 3. Cachar, 21st May. | E. C. Stuart Baker, Esq. [P.]. |
|----------------------|--------------------------------|

### *Oriolus andamanensis*, Tytler & Beavan.

*Oriolus andamanensis*, *Sharpe, Cat. Birds B. M.* iii. p. 200 (1877); *Oates, Fauna Brit. Ind., Birds*, i. p. 504 (1889); *Butler, J. Bomb. Nat. Hist. Soc.* xii. p. 396 (1899); *Baker, Ibis*, 1906, p. 267; *Osmaston, J. Bomb. Nat. Hist. Soc.* xvii. p. 158 (1906); *Sharpe, Hand-l.* v. p. 547 (1909); *Nehrke, Kat. Eiersamml.* p. 353 (1910).

Eggs of the Andaman Oriole closely resemble those of *O. galbula*. Three eggs measure respectively: 1.12 by .86; 1.09 by .82; and 1.08 by .8.

- |                                      |                            |
|--------------------------------------|----------------------------|
| 3. Port Blair, S. Andamans, 2nd May. | B. B. Osmaston, Esq. [C.]. |
|--------------------------------------|----------------------------|

### *Oriolus acrorhynchus*, Vigors.

(Plate XIX. fig. 7.)

*Oriolus sinensis*, *Thun. Fortpflanz. ges. Vög.* tab. xxvii. fig. 12 (1845-54).

*Oriolus chinensis*, *Sharpe, Cat. Birds B. M.* iii. p. 203 (1877); *Steere, List Birds & Mamm. Philipp.* p. 17 (1890); *Ogilvie-Grant & Whitehead, Ibis*, 1898, p. 235; *Nehrke, Kat. Eiersamml.* p. 19 (1899).

*Oriolus acrorhynchus*, *Sharpe, Hand-l.* v. p. 548 (1909); *Nehrke, Kat. Eiersamml.* p. 353 (1910).

The eggs of the Philippine Oriole are of quite the same type as those of *O. galbula* and *O. kundoo*, but appear to be more spotted. They measure from 1.17 to 1.27 in length, and from .84 to .9 in breadth.

- |   |                  |
|---|------------------|
| 4. Marinduque, Philippine Islands,<br>12th May. | Steere Exped.    |
| 3. Marinduque, May ( <i>E. L. Moseley</i> ).    | Crowley Bequest. |

- |   |                          |
|---|--------------------------|
| 2. Fuga Island, Babuyan Group,<br>North Luzon, 5th April. | J. Whitehead, Esq. [C.]. |
| 3. Cape Engaño, N.E. Luzon, 15th<br>May*.                 | J. Whitehead, Esq. [C.]. |

### Oriolus melanocephalus (Linn.).

*Oriolus melanocephalus*, *Sharpe, Cat. Birds B. M.* iii. p. 215 (1877); *Legge, Birds Ceylon*, p. 357 (1879); *Oates, Fauna Brit. Ind., Birds*, i. p. 506 (1889); *Oates, ed. Hume, Nests & Eggs Ind. Birds*, i. p. 359 (1889); *Sharpe, Hand-l. v.* p. 550 (1909); *Nehr. Kat. Eiersamml.* p. 353 (1910).

The eggs of the Black-headed Oriole resemble those of *O. kundoo*, but the ground appears to be invariably tinged with pink, and the spots are paler and more numerous, with a greater tendency to be grouped at the broad end of the egg. They measure from 1.03 to 1.19 in length, and from .72 to .83 in breadth.

- |   |                  |
|---|------------------|
| 1. Himalaya ( <i>Nehr. Korn Coll.</i> ).                                | Crowley Bequest. |
| 2. Sikhim Terai, 4th May.   | Hume Coll.       |
| 1. Sikhim Terai, 6th May.   | Hume Coll.       |
| 2. Allahabad, 5th July.   | Hume Coll.       |
| 2. Raipur, C. Provinces, 23rd July<br>( <i>F. R. Blewitt</i> ).         | Hume Coll.       |
| 1. Raipur, July ( <i>F. R. B.</i> ).                                    | Hume Coll.       |
| 2. Raipur ( <i>F. R. B.</i> ).  | Hume Coll.       |
| 2. Calcutta, 22nd June ( <i>Dr. Crow-</i><br><i>foot</i> ).             | Crowley Bequest. |
| 2. Thoungyin River, Tenasserim,<br>13th April ( <i>C. T. Bingham</i> ). | Hume Coll.       |
| 1. Tenasserim, 24th April.  | Hume Coll.       |
| 2. Pegu, 30th March ( <i>E. W. Oates</i> ).                             | Oates Coll.      |
| 2. Pegu, 1st April ( <i>E. W. O.</i> ).                                 | Oates Coll.      |

### Oriolus larvatus, Licht.

(Plate XIX. figs. 8-10.)

*Oriolus larvatus*, *Gurney, Ibis*, 1860, p. 209; *Sharpe, Cat. Birds B. M.* iii. p. 217 (1877); *Sharpe, ed. Layard, Birds S. Africa*, p. 413 (1875-84); *Stark, Fauna S. Afr., Birds*, i. p. 51 (1900); *Reich. Vög. Afr.* ii. p. 658 (1903); *Sharpe, Hand-l. v.* p. 551 (1909); *Nehr. Kat. Eiersamml.* p. 352 (1910).

Eggs of the South African Black-headed Oriole are of a rather narrow oval form and slightly glossy. They are dull white, spotted and blotched, chiefly at the broad end, with yellowish-brown and dull lavender. There are also a few spots of dark

---

\* The date marked on these is the 15th May, not 15th April as recorded by Messrs. Ogilvie-Grant & Whitehead (*l. c.*).

brown intermingled with the others. They vary in length from 1.06 to 1.28, and in breadth from .73 to .84.

- |   |                        |
|---|------------------------|
| 1. South Africa.  | T. Ayres, Esq. [C.].   |
| 2. Nr. Grahamstown, Cape Colony,<br>19th Nov. ( <i>L. Palmer</i> ). | B. E. Jupp, Esq. [C.]. |
| 3. Peachey's Farm, Nov. ( <i>P.</i><br><i>Peachey</i> ).            | B. E. Jupp, Esq. [C.]. |
| 2 (1 abnormal). Blaauw Krantz, 28th<br>Nov. ( <i>B. E. J.</i> ).    | B. E. Jupp, Esq. [C.]. |

### *Oriolus trailli*, Vigors.

*Oriolus trailli*, *Sharpe, Cat. Birds B. M.* iii. p. 222 (1877); *Nehrck. Kat. Eiersamml.* p. 19 (1899); *Oates, Fauna Brit. Ind., Birds*, i. p. 508 (1889); *Oates, ed. Hume, Nests & Eggs Ind. Birds*, i. p. 362 (1889); *Sharpe, Hand-l.* v. p. 553 (1909); *Nehrck. Kat. Eiersamml.* p. 353 (1910).

The eggs of the Maroon Oriole are quite inseparable from those of *O. melanocephalus*. The ground-colour is pinkish-white, and the markings, which are deep purplish-brown and dull lavender, are chiefly collected together about the broad end of the egg. One example measures 1.11 by .8. The others are broken at the small end and cannot be accurately measured.

- |   |            |
|---|------------|
| 1. Namtchu, Native Sikkim, 3rd<br>April ( <i>L. Mandelli</i> ). | Hume Coll. |
| 2. Sikkim, 20th April ( <i>J. A.</i><br><i>Gamnce</i> ).        | Hume Coll. |

### Genus MIMETA, King.

#### *Mimeta flavocincta* (King).

*Mimeta flavocincta*, *Gould, Handb. Birds Austr.* i. p. 466 (1865); *Meyer, Zeitschr. ges. Orn.* 1884, p. 292, taf. xvii. fig. 1; *Sharpe, Hand-l.* v. p. 553 (1909); *Nehrck. Kat. Eiersamml.* p. 353 (1910).  
*Oriolus flavocinctus*, *Sharpe, Cat. Birds B. M.* iii. p. 206 (1877); *Nehrck. Kat. Eiersamml.* p. 19 (1899); *Campbell, Nests & Eggs Austr. Birds*, i. p. 80 (1901); *North, Nests & Eggs Birds Austr.* i. p. 79 (1902).

An egg of the Crescent-marked Oriole is of a pointed oval form and possesses a considerable amount of gloss. It is of a light creamy buff-colour, spotted and blotched with dark umber-brown, light yellowish-brown, and pale underlying lavender. The markings are more frequent as well as larger round the broad end of the egg, where they form an irregular zone. It measures 1.25 by .86. This specimen does not agree well with the egg figured by Meyer.

- |                                      |                           |
|--------------------------------------|---------------------------|
| 1. Somerset, N. Queensland, 7th Dec. | C. A. Barnard, Esq. [C.]. |
|--------------------------------------|---------------------------|

*Mimeta sagittata* (Lath.).

(Plate XIX. figs. 11 &amp; 12.)

- Oriolus viridis*, Ramsay, *Ibis*, 1863, p. 179; Sharpe, *Cat. Birds B. M.* iii. p. 212 (1877); *Nehrck. Kat. Eiersamml.* p. 19 (1899); Campbell, *Nests & Eggs Austr. Birds*, i. p. 81, pl. 6 (1901).
- Mimeta viridis*, Gould, *Handb. Birds Austr.* i. p. 462 (1865); North, *Nests & Eggs Birds Austr.* p. 183 (1889).
- Oriolus sagittatus*, North, *Nests & Eggs Birds Austr.* i. p. 75 (1902).
- Mimeta sagittata*, Sharpe, *Hand-l.* v. p. 555 (1909) [part.]; *Nehrck. Kat. Eiersamml.* p. 353 (1910).

The eggs of the New South Wales Oriole are of precisely the same type as the single egg of *M. flavocincta* described above, but are rather larger. In one specimen, however, the dark amber-brown markings are entirely absent, and the shell is thickly covered with spots, blotches, and clouds of yellowish-brown and inky-purple. In all the examples the markings are very numerous and prominent at the broad end, where they form an irregular zone or cap. They measure from 1.28 to 1.35 in length, and from .91 to .95 in breadth.

- |  |                                     |
|--|-------------------------------------|
| 2. Australia.                                    | W. Radcliffe Saunders, Esq.<br>[P.] |
| 3. New South Wales.                              | Gould Coll.                         |
| 2. Dobroyd, N. S. Wales.                         | Gould Coll.                         |
| 1. Victoria ( <i>J. Gould: Tristram Coll.</i> ). | Crowley Bequest.                    |
| 2. Victoria, 2nd Sept. ( <i>A. J. North</i> ).   | Crowley Bequest.                    |
| 2. Victoria.                                     | Govt. of Victoria [P.]              |
| 1. Gippsland, Victoria.                          | F. A. Philbrick, Esq. [P.]          |

*Mimeta affinis*, Gould.

(Plate XIX. figs. 13 &amp; 14.)

- Mimeta affinis*, Gould, *Handb. Birds Austr.* i. p. 465 (1865); North, *Nests & Eggs Birds Austr.* p. 184, pl. xi. fig. 12 (1889).
- Oriolus affinis*, Sharpe, *Cat. Birds B. M.* iii. p. 188 (footnote, 1877); Ramsay, *Proc. Linn. Soc. N.S.W.* vi. p. 576 (1881); Le Souëf, *Vict. Nat.* xvi. p. 62 (1899); *Nehrck. Kat. Eiersamml.* p. 19 (1899); Campbell, *Nests & Eggs Austr. Birds*, i. p. 79 (1901); North, *Nests & Eggs Birds Austr.* i. p. 78 (1902).
- Mimeta sagittata*, Sharpe, *Hand-l.* v. p. 555 (1909) [part.].

The eggs of the North Australian Oriole vary much in size and shape, some being of a broad oval, others much more elongate; they are fairly glossy. The ground varies from white to pale creamy-white, marked all over, but not very thickly, with well-defined spots and specks of dark amber-brown and underlying dull lavender. They vary in length from 1.23 to 1.42, and in

breadth from .87 to .95. One exceptionally small egg from Doorook measures 1.02 by .93 inch.

- |    |  |                                     |
|----|--|-------------------------------------|
| 2. | Port Essington, N. Australia, 4th Dec.           | Gould Coll.                         |
| 2. | Doolaloo, N. Queensland, 4th Jan.                | W. Radcliffe Saunders, Esq.<br>[P.] |
| 2. | Doolaloo, 8th Jan.                               | W. Radcliffe Saunders, Esq.<br>[P.] |
| 2. | Doolaloo, 17th Jan.                              | W. Radcliffe Saunders, Esq.<br>[P.] |
| 2. | Doolaloo, 18th Jan.                              | W. Radcliffe Saunders, Esq.<br>[P.] |
| 1. | Doolaloo, 18th Jan.                              | W. Radcliffe Saunders, Esq.<br>[P.] |
| 2. | Doolaloo, 19th Jan.                              | W. Radcliffe Saunders, Esq.<br>[P.] |
| 3. | Doolaloo, 23rd Jan.                              | W. Radcliffe Saunders, Esq.<br>[P.] |
| 2. | Doolaloo, 24th Jan.                              | W. Radcliffe Saunders, Esq.<br>[P.] |
| 1. | Doolaloo, 28th Jan.                              | W. Radcliffe Saunders, Esq.<br>[P.] |
| 3. | Doolaloo.  | W. Radcliffe Saunders, Esq.<br>[P.] |
| 1. | Doorook, N. Queensland, 3rd March.               | W. Radcliffe Saunders, Esq.<br>[P.] |
| 2. | Dawson River, Queensland, Oct.<br>(A. J. North). | Crowley Bequest.                    |

### Genus **SPHECOTHERES**, Vieill.

#### **Sphecotheres maxillaris** (Lath.).

*Sphecotheres maxillaris*, Gould, *Handb. Birds Austr.* i. p. 467 (1865); *Sharpe, Cat. Birds B. M.* iii. p. 224 (1877); *Fitzgerald, Pr. Linn. Soc. N.S.W.* (2) ii. p. 970 (1887); *North, Nests & Eggs Birds Austr.* p. 185, pl. xi. fig. 11 (1889); *id. Rec. Austr. Mus.* i. p. 113 (1891); *Campbell, Nests & Eggs Austr. Birds*, i. p. 82 (1901); *North, Nests & Eggs Birds Austr.* i. p. 81 (1902); *Sharpe, Hand-l.* v. p. 555 (1909); *Nelrk. Kat. Eiersamml.* p. 353 (1910).

Three eggs of the Fig-bird resemble the greener forms of *S. flaviventris* described below. They are pale greyish-green spotted with chestnut, orange-brown, and pale purplish-red, the markings being rather more numerous towards the larger end of the shell. They measure respectively: 1.38 by .96; 1.36 by .9; and 1.32 by .9.

- |    |                  |                      |
|----|------------------|----------------------|
| 3. | East Queensland. | T. Carter, Esq. [C.] |
|----|------------------|----------------------|

*Sphecothes flaviventris*, Gould.

(Plate XIX. figs. 15 &amp; 16.)

*Sphecothes flaviventris*, Gould, *Handb. Birds Austr.* i. p. 468 (1865); *Sharpe, Cat. Birds B. M.* iii. p. 225 (1877); *Le Souëf, Viet. Nat.* xvi. p. 62 (1899); *Nehrke, Kat. Eiersamml.* p. 19 (1899); *Robinson & Laverock, Ibis*, 1900, p. 626; *Campbell, Nests & Eggs Austr. Birds*, i. p. 84, pl. 6 (1901); *North, Nests & Eggs Birds Austr.* i. p. 83 (1902); *Sharpe, Hand-l.* v. p. 555 (1909); *Nehrke, Kat. Eiersamml.* p. 353 (1910).

The eggs of the Yellow-bellied Fig-bird are of a somewhat pointed oval form and have a small amount of gloss. The ground is pale greyish-green, or warm pinkish-grey tinged with green, marked with specks, spots and small blotches of chestnut, orange-brown, and underlying pale purplish-red. The markings are thickly disposed over the broad end of the shell, where they form an irregular zone, and sparingly elsewhere, but one example in the series has the markings very evenly distributed over the whole surface of the shell. They measure from 1.17 to 1.32 in length, and from .87 to .9 in breadth.

2. N. Australia, 20th Sept.	Crowley Bequest.
1. Somerset, N. Australia.	C. A. Barnard, Esq. [C.]
2. Somerset, 31st Dec.	C. A. Barnard, Esq. [C.]
2. Somerset, 1st Jan.	C. A. Barnard, Esq. [C.]
1. Woomangu, North Queensland, 4th Dec.	W. Radcliffe Saunders, Esq. [P.]
1. Woomangu, 14th Dec.	W. Radcliffe Saunders, Esq. [P.]
2. Woomangu, 21st Dec.	W. Radcliffe Saunders, Esq. [P.]
1. Woomangu, 28th Dec.	W. Radcliffe Saunders, Esq. [P.]

## Family DICRURIDÆ.

Genus DICRURUS, Vieill.

*Dicrurus annectens* (Hodgk.).

(Plate XX. figs. 1-3.)

*Dicrurus annectens*, *Sharpe, Cat. Birds B. M.* iii. p. 231 (1877); *Oates, Fauna Brit. Ind., Birds*, i. p. 312 (1889); *Baker, Ibis*, 1906, p. 257; *Sharpe, Hand-l.* v. p. 556 (1909); *Nehrke, Kat. Eiersamml.* p. 354 (1910).

Eggs of the Crow-billed Drongo are of a broad oval shape, somewhat pointed towards the smaller end and slightly glossy. The eggs are of two types: in one the ground is white with spots and

blotches of deep chocolate-brown and purplish-grey, most of the markings being confined to the larger end. In the second type the ground is pinkish-white or pale pink, blotched and spotted with light red and pale lavender-grey, the markings, though most numerous at the larger end, being also distributed over the rest of the shell. They vary from 1 to 1.1 in length, and from .75 to .79 in breadth.

- |                                 |   |
|---------------------------------|---|
| 3. Margherita, Assam, 15th May. | E. C. Stuart Baker, Esq. [C.].                      |
| 2. Margherita, 22nd May.        | E. C. Stuart Baker, Esq., &<br>Dr. H. Coltart [P.]. |
| 4. Margherita, 1st June.        | E. C. Stuart Baker, Esq.<br>[C.].                   |
| 3. Margherita, 1st June.        | E. C. Stuart Baker, Esq., &<br>Dr. H. Coltart [P.]. |

Genus **CHIBIA**, *Hodgson*.

**Chibia hottentotta** (*Linn.*).

- Chibia hottentotta*, *Swinhoe*, *Ibis*, 1861, p. 411, 1863, p. 96; *Sharpe*, *Cat. Birds B. M.* iii. p. 235 (1877); *Oates*, *Fauna Brit. Ind. Birds*, i. p. 320 (1889); *Oates*, *ed. Hume*, *Nests & Eggs Ind. Birds*, i. p. 213 (1889); *Nehrke*, *Kat. Eiersamm.*, p. 19 (1899), p. 354 (1910); *Sharpe*, *Hand-l.*, v. p. 557 (1909).
- Chibia brevirostris*, *Swinhoe*, *P. Z. S.* 1871, p. 378; *Nehrke*, *t. c.* p. 20.

The eggs of the Hair-crested Drongo are typically of a pointed oval shape, but some have the smaller end blunt or rounded. The majority are devoid of gloss, but a few exhibit some trace of it. The colour is extremely variable. The ground ranges from greyish-white to pinkish-white and pale salmon-pink. The markings are of many types. In one they consist of a few faint specks, barely visible till the egg is closely examined; in another the egg is closely stippled all over with pale lilac and rufous; in another the markings consist of specks and spots of pale chestnut and lavender, which often form a cap at the broad end; in a fourth type the shell is closely speckled and spotted with lavender, umber-brown and rufous; and lastly, there is another type in which the egg is densely spotted, streaked and blotched with pale chestnut and lavender, the markings generally forming an irregular cap. A few specimens have, moreover, some minute round black specks at the broad end. The eggs measure from 1.01 to 1.3 in length, and from .78 to .86 in breadth.

- |  |            |
|--|------------|
| 1. Darjiling, Sikhim, 14th May ( <i>J. Gammie</i> ). | Hume Coll. |
| 2. Mongphoo, Darjiling, 5th June ( <i>J. G.</i> ).   | Hume Coll. |
| 2. Sikhim Terai, 26th April.                         | Hume Coll. |
| 2. Sikhim Terai, 7th May.                            | Hume Coll. |
| 3. Sikhim Terai, 8th May.                            | Hume Coll. |
| 2. Sikhim Terai, 13th May.                           | Hume Coll. |



2.	Sikkim Terai, 26th May.	Hume Coll.
3.	Sikkim Terai, 26th May.	Hume Coll.
4.	Sikkim Terai, 4th June.	Hume Coll.
3.	Sikkim Terai, 7th June.	Hume Coll.
2.	Dibrughur, Assam, 15th May ( <i>J. R. Cripps</i> ).	Hume Coll.
1.	Dibrughur, 17th May ( <i>J. R. C.</i> ).	Hume Coll.
1.	Dibrughur, 5th June ( <i>J. R. C.</i> ).	Hume Coll.
2.	Aracan, Burmah, 3rd June.	Crowley Bequest.
33.	Amoy, China ( <i>R. Swinhoe</i> ).	Seebohm Coll.
3.	Amoy ( <i>R. S.: Tristram Coll.</i> ).	Crowley Bequest.
2.	Fohkien, China, 19th May.	C. B. Rickett, Esq. [P.]
3.	Fohkien, 21st May.	C. B. Rickett, Esq. [P.]
4.	Fohkien, 21st May.	C. B. Rickett, Esq. [P.]
3.	Fohkien, 24th May.	C. B. Rickett, Esq. [P.]
2.	Fohkien, 26th May.	C. B. Rickett, Esq. [P.]
1.	Foochow, 15th May.	C. B. Rickett, Esq. [P.]
2.	Foochow, 21st May.	C. B. Rickett, Esq. [P.]
5.	Foochow, 26th May.	C. B. Rickett, Esq. [P.]
7.	Foochow, 27th May.	C. B. Rickett, Esq. [P.]
2.	Foochow, 1st June.	C. B. Rickett, Esq. [P.]

Genus **DICRUROPSIS**, *Salvad.*

**Dicruropsis bracteata** (*Gould*).

(Plate XX. figs. 4 & 5.)

*Chibia bracteata*, *Gould, Handb. Birds Austr.* i. p. 235 (1865); *Sharpe, Cat. Birds B. M.* iii. p. 236 (1877); *Nehrk. Kat. Eversamml.* p. 20 (1899); *Robinson & Laverock, Ibis*, 1900, p. 624; *Campbell, Nests & Eggs Austr. Birds*, i. p. 85, pl. 6 (1901); *North, Nests & Eggs Birds Austr.* i. p. 85 (1902).

*Dicruropsis bracteata*, *Sharpe, Hand-l.* v. p. 558 (1909); *Nehrk. Kat. Eversamml.* p. 354 (1910).

The eggs of the Australian Drongo resemble some of the eggs of *Chibia hottentotta*. They are without gloss. In some the ground-colour is creamy-white, speckled and spotted with pale reddish-brown and purple. In others, the ground is white or pinkish-white, boldly blotched and streaked with umber-brown or chestnut and pale lavender. Others again are white, with scattered rounded spots of purplish-black and small blotches of lilac-grey. In most of the clutches the markings are more frequent at the larger end than elsewhere, and in one example they form a well-defined cap or zone. Specimens measure from 1.07 to 1.24 in length, and from .76 to .83 in breadth.

1.	Queensland, 1st Nov.	Crowley Bequest.
1.	Queensland, July.	W. Radcliffe Saunders, Esq. [P.]
2.	North Queensland, 16th Dec.	W. Radcliffe Saunders, Esq. [P.]

- |  |                                     |
|--|-------------------------------------|
| 3. North Queensland, 22nd Dec.                   | W. Radcliffe Saunders, Esq.<br>[P.] |
| 3. North Queensland, 30th Dec.                   | W. Radcliffe Saunders, Esq.<br>[P.] |
| 3. Somerset, Cape York, N. Queensland, 31st Dec. | C. A. Barnard, Esq. [C.]            |
| 4. Somerset, 1st Jan.                            | C. A. Barnard, Esq. [C.]            |

### *Dicruopsis carbonaria* (Bonap.).

*Chibia carbonaria*, Sharpe, *Cat. Birds B. M.* iii. p. 238 (1877); *Rothsch. & Hartert, Nov. Zool.* iii. p. 236 (1896).

*Dicruopsis carbonaria*, *Salvad. Orn. Pap.* ii. p. 177 (1881); *Sharpe, Hand-l.* v. p. 559 (1909); *Nehrck. Kat. Eiersamml.* p. 354 (1910).

Two eggs of the Papuan Drongo are of a somewhat long oval shape, rather pointed at the smaller end, and very slightly glossy. One has the ground white sparingly spotted all over with deep chocolate-brown and lilac-grey; the other has the ground pinkish-white, more densely marked with light purplish-brown and lilac-grey. In both eggs the markings are rather more numerous towards the larger end. They measure respectively 1.15 by .8; and 1.1 by .76.

Dr. Hartert describes other specimens collected by Meek as having the ground creamy-white spotted with larger patches of brownish-brick-red and purplish-grey, so no doubt all the different types laid by *Chibia hottentotta* would be found in a larger series of eggs of the present species.

- |  |                  |
|--|------------------|
| 1. Fergusson I., N.E. New Guinea,<br>1st Dec. ( <i>A. S. Meek</i> ). | Crowley Bequest. |
| 1. Fergusson I. 1st Dec. ( <i>A. S. M.</i> ).                        | Crowley Bequest. |

### *Dicruopsis læmosticta* (Sel.).

*Chibia læmosticta*, Sharpe, *Cat. Birds B. M.* iii. p. 241 (1877).

*Dicruopsis læmosticta*, *Salvad. Orn. Pap.* ii. p. 174 (1881); *Sharpe, Hand-l.* v. p. 559 (1909); *Nehrck. Kat. Eiersamml.* p. 354 (1910).

An egg said to be that of the New Britain Drongo is much like some of the eggs of *D. bracteata* described above. It is pinkish-white, spotted and scolloped with various shades of chocolate-brown and blotched and clouded with lilac-grey all over the shell. It measures 1.18 by .83.

- |  |                  |
|--|------------------|
| 1. [New Britain] ( <i>Nehrckorn Coll.</i> ). | Crowley Bequest. |
|--|------------------|

### *Dicruopsis borneensis*, Sharpe.

(Plate XX. fig. 5.)

*Chibia borneensis*, Sharpe, *P. Z. S.* 1879, p. 246; *id.*, *Ibis*, 1889, p. 187  
*McGregor, Manual Philipp. Birds*, p. 707 (1909).

*Dicruopsis borneensis*, Sharpe, *Hand-l.* v. p. 560 (1909).

Two eggs of the Bornean Drongo are of a rather wide oval shape, somewhat pointed towards the smaller end, and devoid of gloss. The ground is pale pinkish-white, with small spots and dots of light umber-brown and lilac-grey distributed all over the shell, but rather more numerous towards the larger end. Both eggs measure 1.1 by .82.

2. Kina Balu, N. Borneo, 20th May Crowley Bequest.  
(*J. Whitehead*).

Genus **CHAPTIA**, *Hodgson*.

**Chaptia ænea** (*Vieill.*).

(Plate XX. fig. 11.)

*Chaptia ænea*, *Sharpe, Cat. Birds B. M.* iii. p. 243 (1877); *Oates, Fauna Brit. Ind., Birds*, i. p. 318 (1889); *Oates, ed. Hume, Nests & Eggs Ind. Birds*, i. p. 210 (1889); *Nehrke, Kat. Eiersamml.* p. 20 (1899), p. 354 (1910); *Sharpe, Hand-l.* v. p. 562 (1909).

The eggs of the Bronzed Drongo are of a regular oval form, sometimes rather pointed at the small end, and have but little gloss. The ground varies from a pinkish-fawn colour to a salmon-pink, marked, chiefly in a zone round the large end, with specks and clouds of pale pinkish-brown, inclining to purple. The specimens in the Collection are remarkably uniform in colour and markings. They measure from .76 to .88 in length, and from .6 to .64 in breadth.

- |   |                  |
|---|------------------|
| 1. Himalaya ( <i>Nehrke's Coll.</i> ).                                | Crowley Bequest. |
| 2. Darjiling, Sikkim, 6th April.                                      | Hume Coll.       |
| 3. Mougphoo, Darjiling, 15th May<br>( <i>J. Gammie</i> ).             | Hume Coll.       |
| 2. Faridpur, Bengal, 1st May ( <i>J. R.</i><br><i>Cripps</i> ).       | Hume Coll.       |
| 1. Pegu, 23rd April ( <i>E. W. Oates</i> ).                           | Oates Coll.      |
| 3. Mepalay River, Tenasserim, 10th<br>March ( <i>C. T. Bingham</i> ). | Hume Coll.       |
| 2. Mepalay River, 15th March<br>( <i>C. T. B.</i> ).                  | Hume Coll.       |
| 2. Tavoy, 29th March ( <i>J. Darling,</i><br><i>Junior</i> ).         | Hume Coll.       |

Genus **BUCHANGA**, *Hodgson*.

**Buchanga atra** (*Hermann*).

(Plate XX. figs. 6 & 7.)

- Dicurus longus*, *Thien. Fortpflanz. ges. Vög.* p. 334 (1845-54).  
*Edolius longus*, *Thien. tom. cit.* tab. xxx. fig. 12.  
*Dicurus macrocerus*, *Beavan, P. Z. S.* 1864, p. 375.

*Buchanga atra*, *Sharpe, Cat. Birds B. M.* iii. p. 246 (1877); *Legge, Birds Ceylon*, p. 386 (1879); *Sharpe, Hand-l.* v. p. 562 (1903); *Nehrke, Kat. Eiersamml.* p. 356 (1910).

*Dicurus ater*, *Oates, Fauna Brit. Ind., Birds*, i. p. 312 (1889); *Oates, ed. Hume, Nests & Eggs Ind. Birds*, i. p. 198 (1889).

The eggs of the Black Drongo are typically of a pointed oval form, but the small end is sometimes blunt and rounded, and they are generally without gloss. They are of two distinct types. In one the ground is white, often spotless, at times marked with a varying number of specks and spots of black or very dark reddish-brown. In some of these eggs, the markings are few and minute. In others, they are numerous and almost invariably collected together over the broad end.

In the second type, the ground varies from pinkish-white to rich salmon-pink, and is generally rather profusely marked, chiefly at the broad end where the ground itself is often darker than elsewhere, with specks and spots of lavender, rich purplish-brown, and black; the edges of the spots are frequently blurred and they blend with the surrounding pink ground. The eggs measure from .87 to 1.15 in length, and from .7 to .85 in breadth.

4. Bombay ( <i>J. H. Gould</i> ).	Gould Coll.
3. Bombay ( <i>J. H. G.</i> ).	Gould Coll.
1. Bombay ( <i>J. H. G.</i> ).	Salvin-Godman Coll.
1. Lahore, Punjab, 10th June.	Hume Coll.
1. Lahore, 15th June.	Hume Coll.
1. Sultanpur, 9th July.	Hume Coll.
2. Sambhur, 15th June ( <i>R. M. Adam</i> ).	Hume Coll.
4. Sambhur, 20th June ( <i>R. M. A.</i> ).	Hume Coll.
3. Sambhur, 28th June ( <i>R. M. A.</i> ).	Hume Coll.
1. Sambhur, 6th July ( <i>R. M. A.</i> ).	Hume Coll.
1. Sambhur, 10th July ( <i>R. M. A.</i> ).	Hume Coll.
2. Sambhur, 14th July ( <i>R. M. A.</i> ).	Hume Coll.
3. Sambhur, 12th July ( <i>R. M. A.</i> ).	Hume Coll.
3. Delhi, 6th June ( <i>C. T. Bingham</i> ).	Hume Coll.
2. Delhi, 12th June ( <i>C. T. B.</i> ).	Hume Coll.
3. Delhi, 22nd June ( <i>C. T. B.</i> ).	Hume Coll.
5. Agra, 16th June ( <i>A. O. Hume</i> ).	Hume Coll.
2. Agra, 17th June ( <i>A. O. H.</i> ).	Hume Coll.
2. Agra, 18th June ( <i>A. O. H.</i> ).	Hume Coll.
4. Agra, 19th June ( <i>A. O. H.</i> ).	Hume Coll.
4. Agra, 21st June ( <i>A. O. H.</i> ).	Hume Coll.
5. Agra, 21st June ( <i>A. O. H.</i> ).	Hume Coll.
6. Agra, 24th June ( <i>A. O. H.</i> ).	Hume Coll.
1. Agra, 15th July ( <i>A. O. H.</i> ).	Hume Coll.
2. Agra, 27th July ( <i>A. O. H.</i> ).	Hume Coll.
1. Agra, 28th July ( <i>A. O. H.</i> ).	Hume Coll.
3. Bareilly, 6th May ( <i>A. O. H.</i> ).	Hume Coll.
1. Bareilly, 11th May ( <i>A. O. H.</i> ).	Hume Coll.
2. Bareilly, 20th May ( <i>A. O. H.</i> ).	Hume Coll.
2. Bareilly, 22nd May ( <i>A. O. H.</i> ).	Hume Coll.
1. Bareilly, 24th May ( <i>A. O. H.</i> ).	Hume Coll.
3. Bareilly, 25th May ( <i>A. O. H.</i> ).	Hume Coll.

- |    |  |                     |
|----|--|---------------------|
| 5. | Bareilly, 26th May ( <i>A. O. H.</i> ).                            | Hume Coll.          |
| 3. | Bareilly, 27th May ( <i>A. O. H.</i> ).                            | Hume Coll.          |
| 4. | Bareilly, 28th May ( <i>A. O. H.</i> ).                            | Hume Coll.          |
| 4. | Bareilly, 29th May ( <i>A. O. H.</i> ).                            | Hume Coll.          |
| 3. | Bareilly, 30th May ( <i>A. O. H.</i> ).                            | Hume Coll.          |
| 4. | Bareilly, 1st June ( <i>A. O. H.</i> ).                            | Hume Coll.          |
| 1. | Bareilly, 3rd June ( <i>A. O. H.</i> ).                            | Hume Coll.          |
| 2. | Bareilly, 4th June ( <i>A. O. H.</i> ).                            | Hume Coll.          |
| 2. | Bareilly, 6th June ( <i>A. O. H.</i> ).                            | Hume Coll.          |
| 1. | Bareilly, 7th June ( <i>A. O. H.</i> ).                            | Hume Coll.          |
| 3. | Bareilly, 10th June ( <i>A. O. H.</i> ).                           | Hume Coll.          |
| 2. | Bareilly, 10th June ( <i>A. O. H.</i> ).                           | Hume Coll.          |
| 1. | Bareilly, 12th June ( <i>A. O. H.</i> ).                           | Hume Coll.          |
| 5. | Bareilly, 13th June ( <i>A. O. H.</i> ).                           | Hume Coll.          |
| 2. | Bareilly, 14th June ( <i>A. O. H.</i> ).                           | Hume Coll.          |
| 2. | Bareilly, 17th June ( <i>A. O. H.</i> ).                           | Hume Coll.          |
| 3. | Bareilly, 19th June ( <i>A. O. H.</i> ).                           | Hume Coll.          |
| 2. | Bareilly, 22nd June ( <i>A. O. H.</i> ).                           | Hume Coll.          |
| 1. | Baraitch, 4th May.   | Hume Coll.          |
| 6. | Baraitch, 7th May.   | Hume Coll.          |
| 4. | Baraitch, 9th May.   | Hume Coll.          |
| 2. | Mirzapur, 18th & 24th May ( <i>H. E. Brooks: Tristram Coll.</i> ). | Crowley Bequest.    |
| 3. | Allahabad, 10th July.  | Hume Coll.          |
| 2. | Allahabad.   | Hume Coll.          |
| 4. | Allahabad.   | Hume Coll.          |
| 2. | Allahabad.   | Hume Coll.          |
| 4. | Jhansi, 26th June ( <i>F. R. Blewitt</i> ).                        | Hume Coll.          |
| 1. | Jhansi, 30th June ( <i>F. R. B.</i> ).                             | Hume Coll.          |
| 2. | Jhansi, 27th July ( <i>F. R. B.</i> ).                             | Hume Coll.          |
| 3. | Saugor, C. Provinces.  | Hume Coll.          |
| 1. | Saugor, 14th July.   | Hume Coll.          |
| 2. | Sikhim Terai, 25th April.  | Hume Coll.          |
| 4. | Sikhim Terai, 18th May.  | Hume Coll.          |
| 2. | Barrackpur, Bengal, 8th May ( <i>R. C. Beavan</i> ).               | Salvin-Godman Coll. |
| 2. | 1. of Formosa, 13th May ( <i>P. A. Holst</i> ).                    | Seeböhm Coll.       |

*Buchanga assimilis* (*Bechst.*).

(Plate XX. figs. 9, 10, 12 & 13.)

*Dicrurus musicus*, *Gurney, Ibis*, 1860, p. 210.

*Buchanga assimilis*, *Sharpe, Cat. Birds B. M.*, iii, p. 217 (1877); *Sharpe, ed. Layard, Birds S. Africa*, p. 408 (1875-84); *Marshall, Ibis*, 1900, p. 224; *Ogilvie-Grant, Ibis*, 1902, p. 402.

*Dicrurus afer* (*Licht. nec Linn.*), *Erlanger, J. f. O.*, 1905, p. 703.

*Buchanga adsimilis*, *Sharpe, Hand-l.*, v, p. 562 (1909); *Nehrk. Kat. Eiersamml.*, p. 355 (1910).

*Buchanga divaricata* (*Licht.*), *Sharpe, t. c.*, p. 563.

Eggs of the African Drongo vary from a rather elongate to a blunt oval shape. They are of two very different types. Some are white without gloss, and marked sparingly all over with small

rufous and lavender spots. Others have the ground-colour glossy dull salmon-pink marked, chiefly over the broad end, with spots, blotches and confluent clouds of very pale chestnut and underlying lavender. They measure from .9 to 1.02 in length, and from .69 to .75 in breadth.

- |    |  |                          |
|----|--|--------------------------|
| 3. | South Africa.  | Crowley Bequest.         |
| 4. | Natal ( <i>T. Ayres</i> ).   | Salvin-Godman Coll.      |
| 2. | Natal ( <i>T. A.</i> ).  | T. Ayres, Esq. [P.].     |
| 2. | Near Fashoda, White Nile,<br>8th April.                                | R. M. Hawker, Esq. [P.]. |
| 3. | Near Fashoda, 8th April.   | R. M. Hawker, Esq. [P.]. |
| 1. | Near Fashoda, 15th April.  | R. M. Hawker, Esq. [P.]. |
| 2. | Damaraland ( <i>C. J. Andersson</i> ;<br><i>Tristram Coll.</i> ).      | Crowley Bequest.         |
| 1. | Otjimbingue, Damaraland ( <i>C. J.</i><br><i>A.: Tristram Coll.</i> ). | Crowley Bequest.         |

### **Buchanga longicaudata (Jerd.).**

(Plate XX. figs. 14-16.)

- Buchanga longicaudata*, *Sharpe, Cat. Birds B. M.* iii. p. 249 (1877);  
*Legge, Birds Ceylon*, v. 390 (1879); *Nehr. Kat. Eiersamml.* p. 20  
(1899), p. 355 (1910); *Sharpe, Hand-l.* v. p. 563 (1909).  
*Buchanga pyrrophops*, *Sharpe, Cat. Birds B. M.* iii. p. 251 (1877).  
*Dicurus longicaudatus*, *Oates, Faun. Brit. Ind. Birds*, i. p. 314 (1889);  
*Oates, ed. Hume, Nests & Eggs Ind. Birds*, i. p. 203 (1889).

The eggs of the Indian Ashy Drongo are typically of a blunt oval form. Many are moderately glossy, but some are entirely without gloss. The colour is very variable. The ground ranges from pure white to pinkish-white, pale pink, and rich salmon-pink, and is speckled, spotted, and blotched with black, deep reddish-brown or chestnut. The underlying markings are pale grey or lavender and are usually very conspicuous. As a rule the broader half of the egg is densely marked and the smaller half more sparingly. Those eggs in which the ground is white generally have the markings small and separate; those in which the ground-colour is of some shade of pink have them large, undefined, and frequently confluent. Numerous specimens measure from .85 to 1.05 in length, and from .68 to .75 in breadth.

- |    |  |                                      |
|----|--|--------------------------------------|
| 2. | India.   | W. Radcliffe Saunders, Esq.<br>[P.]. |
| 3. | India.   | Old Collection.                      |
| 2. | Kotgarh, Punjab, 22nd May.                           | Hume Coll.                           |
| 4. | Mussoorie ( <i>T. Hutton</i> ).                      | Hume Coll.                           |
| 4. | Mussoorie ( <i>T. H.</i> ).                          | Hume Coll.                           |
| 1. | Almorah, 12th May ( <i>W. E.</i><br><i>Brooks</i> ). | Hume Coll.                           |
| 1. | Almorah, 16th May ( <i>W. E. B.</i> ).               | Hume Coll.                           |
| 1. | Sikhim.  | Hume Coll.                           |
| 2. | Sikhim Terai, 30th April.                            | Crowley Bequest.                     |
| 1. | Darjiling, 8th June.                                 | Hume Coll.                           |

- |     |   |            |
|-----|---|------------|
| 21. | Mongphoo, Darjiling ( <i>J. Gamble</i> ). | Hume Coll. |
| 4.  | Mongphoo, 23rd April ( <i>J. G.</i> ).    | Hume Coll. |
| 1.  | Mongphoo, 26th April ( <i>J. G.</i> ).    | Hume Coll. |
| 2.  | Mongphoo, 29th April ( <i>J. G.</i> ).    | Hume Coll. |
| 2.  | Mongphoo, 29th April ( <i>J. G.</i> ).    | Hume Coll. |
| 3.  | Mongphoo, 30th April ( <i>J. G.</i> ).    | Hume Coll. |
| 2.  | Mongphoo, 30th April ( <i>J. G.</i> ).    | Hume Coll. |
| 2.  | Mongphoo, 6th May ( <i>J. G.</i> ).       | Hume Coll. |
| 2.  | Mongphoo, 7th May ( <i>J. G.</i> ).       | Hume Coll. |

### *Buchanga nigrescens*, Oates.

- Dicurus nigrescens*, Oates, *Faun. Brit. Ind., Birds*, i. p. 315 (1889);  
*Oates, ed. Hume, Nests & Eggs Ind. Birds*, i. p. 205 (1889); *Stuart Baker, This*, 1906, p. 258.
- Buchanga nigrescens*, Sharpe, *Hand-l.* v. p. 563 (1909); *Nehr. Kat. Eiersamml.* p. 355 (1910).

Eggs of the Tenasserim Ashy Drongo are of a blunt oval shape and without gloss. They do not differ from those of *B. longicaudata*. They measure from .81 to 1 in length, and from .67 to .73 in breadth.

- |    |  |   |
|----|--|---|
| 3. | Margherita, Assam, 2nd May.                                      | E. C. Stuart Baker, Esq. [C.].                      |
| 2. | Margherita, 1st June.  | E. C. Stuart Baker, Esq., &<br>Dr. H. Coltart [P.]. |
| 2. | North Cachar Hills, 23rd April<br>( <i>E. C. Stuart Baker</i> ). | W. Radcliffe Saunders, Esq.<br>[P.].                |
| 2. | North Cachar Hills, 28th April<br>( <i>E. C. S. B.</i> ).        | W. Radcliffe Saunders, Esq.<br>[P.].                |
| 4. | North Cachar Hills, 22nd May.                                    | E. C. Stuart Baker, Esq. [C.].                      |
| 2. | North Cachar Hills, 26th May.                                    | E. C. Stuart Baker, Esq., &<br>Dr. H. Coltart [P.]. |
| 3. | North Cachar Hills, 23rd Aug.                                    | E. C. Stuart Baker, Esq., &<br>Dr. H. Coltart [P.]. |
| 2. | Pegu, 27th April ( <i>E. W. Oates</i> ).                         | Oates Coll. & Crowley Bequest.                      |

### *Buchanga leucogenys*, Walden.

- Buchanga leucogenys*, Sharpe, *Cat. Birds B. M.* iii. p. 251 (1877); *Styan, This*, 1887, p. 224; *Nehr. Kat. Eiersamml.* p. 20 (1899), p. 355 (1910); *Sharpe, Hand-l.* v. p. 564 (1909).
- Dicurus leucogenys*, Oates, *Faun. Brit. Ind., Birds*, i. p. 317 (1889).

The eggs of the White-checked Drongo vary from a blunt to a pointed oval shape and are without gloss. The ground varies from cream-colour to pale salmon-pink, and is spotted and blotched, mostly at the broad end, with chestnut and underlying lilac or lavender. The markings on some eggs are large and blotchy, on others small, roundish, and well-defined. Numerous specimens measure from .85 to 1.04 in length, and from .7 to .75 in breadth.

- |    |                    |                           |
|----|--------------------|---------------------------|
| 4. | Fohkien, 18th May. | C. B. Rickett, Esq. [P.]. |
| 4. | Fohkien, 23rd May. | C. B. Rickett, Esq. [P.]. |

3. Foochow, China, 17th May.	C. B. Rickett, Esq. [P.]
4. Foochow, 24th May.	C. B. Rickett, Esq. [P.]
3. Foochow, 24th May.	C. B. Rickett, Esq. [P.]
4. Foochow, 26th May.	C. B. Rickett, Esq. [P.]
2. Foochow, 26th May.	C. B. Rickett, Esq. [P.]
4. Foochow, 26th May.	C. B. Rickett, Esq. [P.]
3. Foochow, 29th May.	C. B. Rickett, Esq. [P.]
3. Foochow, 29th May.	C. B. Rickett, Esq. [P.]
2. Foochow, 30th May.	C. B. Rickett, Esq. [P.]
4. Foochow, 2nd June.	C. B. Rickett, Esq. [P.]
3. Foochow, 6th June.	C. B. Rickett, Esq. [P.]
4. Foochow, 9th June.	C. B. Rickett, Esq. [P.]

### *Buchanga cærulescens* (Linn.).

(Plate XX. fig. 17.)

- Buchanga cærulescens*, Sharpe, *Cat. Birds B. M.* iii. p. 252 (1877); *id.*, *Hand-l.* v. p. 564 (1909); *Nchrk. Kat. Eiersamm.* p. 355 (1910).  
*Dicrurus cærulescens*, Oates, *Faun. Brit. Ind., Birds*, i. p. 316 (1889);  
*Oates, ed. Hume, Nests & Eggs Ind. Birds*, i. p. 209 (1889).

Two eggs of the White-bellied Drongo resemble the more heavily blotched eggs of *B. leucopygialis* and other allied species. The ground is pinkish-white blotched with reddish-brown and violet-grey, the markings being most numerous round the larger end. They measure 0·9 by 0·7.

2. Cuddapah Dist., Southern India, Rev. H. H. Campbell [P.]  
 April.

### *Buchanga leucopygialis* (Blyth).

(Plate XX. figs. 18 & 19.)

- Buchanga leucopygialis*, Sharpe, *Cat. Birds B. M.* iii. p. 253 (1877);  
*Legge, Birds Ceylon*, 1. p. 392 (1879); Sharpe, *Hand-l.* v. p. 564  
 (1909); *Nchrk. Kat. Eiersamm.* p. 355 (1910).  
*Dicrurus leucopygialis*, Oates, *Faun. Brit. Ind., Birds*, i. p. 316 (1889);  
*Oates, ed. Hume, Nests & Eggs Ind. Birds*, i. p. 209 (1889).

Eggs of the White-vented Drongo or King-Crow do not differ from those of *B. leucopygialis* and *B. cærulescens*. Four eggs measure respectively: ·96 by ·7; ·95 by ·68; ·94 by ·7; ·85 by ·66.

1. North-eastern Ceylon, July (H. Crowley Bequest.  
*V. Legge*).  
 2. Lunugalla, Eastern Ceylon, 15th Crowley Bequest.  
 April (A. L. Butler).  
 1. Lunugalla, 4th May (A. L. B.). Crowley Bequest.



Genus **EDOLIUS**. *Cuvier*.**Edolius forficatus** (*Linnaeus*).

- Dicurus forficatus*, *E. Newton*, *Ibis*, 1863, p. 348, pl. xiii, fig. 7; *Cowan*, *Proc. R. Phys. Soc. Edinb.* vii, p. 148 (1882); *Milne-Edwards & Grandidier*, *Hist. Nat. Madag., Ois.* ii, p. 399, pl. 304, fig. 2 (1885).  
*Edolius forficatus*, *Sharpe*, *Cat. Birds B. M.* iii, p. 254 (1877); *Nehrk.* *Kat. Eiersamml.* p. 20 (1899), p. 355 (1910); *Sharpe*, *Hand-l.* v, p. 565 (1909).

Eggs of the Madagascar Drongo are of a broad oval form without gloss. They are white or pinkish-white, sparingly marked with specks and small spots of very dark umber-brown or reddish-brown and underlying lavender. The markings are almost entirely confined to the broad end. Six specimens measure from .91 to 1.14 in length, and from .71 to .75 in breadth.

2. Madagascar (*Gerrard: Tristram Coll.*) Crowley Bequest.  
 6. Betsileo, Eastern Madagascar. Rev. W. Deans Cowan [C.].  
 1. Near Ampasimaventz, Eastern Madagascar, 4th Oct. (*E. Newton: Tristram Coll.*) Crowley Bequest.

Genus **DISSEMUROIDES**, *Hume*.**Dissemuroides andamanensis** (*Tytler & Beavan*).

(Plate XX, fig. 20.)

- Dissemuroides andamanensis*, *Sharpe*, *Cat. Birds B. M.* iii, p. 255 (1877); *Oates*, *Faun. Brit. Ind., Birds*, i, p. 321 (1889); *Osmaston*, *J. Bomb. Nat. Hist. Soc.* xvii, p. 156 (1906); *Sharpe*, *Hand-l.* v, p. 565 (1909).

Eggs of the Small Andamanese Drongo are of a regular oval shape and without gloss. They vary considerably in colour and markings. One set is white, rather sparingly marked all over with small spots and dots of dark purplish-brown and lavender-grey, the markings in two specimens being most numerous towards the larger end and forming an ill-defined zone. In a second set the ground is pinkish-white, with irregular marks, short dashes, and small blotches of light red and with larger blotches and markings of lilac-grey. A third set has the ground dull greyish-salmon-pink marked all over, but especially towards the larger end, with light umber-brown and lilac-grey spots which are mostly rather small. They vary in length from .98 to 1.05, and in breadth from .7 to .76.

3. Port Blair, S. Andamans, 25th April. B. B. Osmaston, Esq. [C.].  
 3. Port Blair, 1st May. B. B. Osmaston, Esq. [C.].  
 3. Port Blair, 3rd May. B. B. Osmaston, Esq. [C.].

Genus **BHRINGA**, *Holtyson*.**Bhringa remifer** (*Temm.*).

(Plate XX. fig. 21.)

*Bhringa remifer*, *Sharpe, Cat. Birds B. M.* iii. p. 257 (1877); *Oates, Faun. Brit. Ind., Birds*, i. p. 324 (1889); *Oates, ed. Hume, Nests & Eggs Ind. Birds*, i. p. 216 (1889); *Nchrk. Kat. Eiersamml.* p. 20 (1899), p. 355 (1910); *Sharpe, Hand-l.* v. p. 565 (1909).

Three eggs of the Lesser Racket-tailed Drongo are of a regular oval form and fairly glossy. The ground is of a rich salmon-pink colour. Two specimens are rather thickly spotted and blotched with chestnut and lavender; the third is smeared with dull chestnut and purplish-grey. In all the markings are chiefly distributed over the broad end of the shell and are more or less confluent. They measure respectively: 1·07 by ·73; 1·07 by ·75; ·97 by ·72.

- |   |            |
|---|------------|
| 2. Darjiling, Sikhim, 15th May          | Hume Coll. |
| ( <i>J. Gammie</i> ).                   |            |
| 1. Darjiling, 20th May ( <i>J. G.</i> ) | Hume Coll. |

Genus **DISSEMURUS**, *Gloger*.**Dissemurus paradiseus** (*Linnaeus*).

*Dissemurus paradiseus*, *Sharpe, Cat. Birds B. M.* iii. p. 258 (1877); *Legge, Birds Ceylon*, p. 390 (1879); *Oates, Faun. Brit. Ind., Birds*, i. p. 325 (1889); *Oates, ed. Hume, Nests & Eggs Ind. Birds*, i. p. 217 (1889); *Nchrk. Kat. Eiersamml.* p. 21 (1899), p. 355 (1910); *Osmaston, J. Bomb. Nat. Hist. Soc.* xvii. p. 157 (1906); *Sharpe, Hand-l.* v. p. 566 (1909).

The eggs of the Larger Racket-tailed Drongo are usually of a blunt oval form, but a few are somewhat pointed. They have a fair amount of gloss. The specimens are of three types. In one, the ground is white, speckled, spotted, and sometimes blotched with darker and paler shades of inky-purple, the markings being most numerous at the larger end. In the second type, the ground is pinkish-white, spotted, blotched, and clouded with two or more shades of chestnut and with pale lilac. In the third type, which is represented by one example only, the ground is pale salmon-pink, blotched all over with lavender and very pale rufous. The eggs measure from 1·05 to 1·2 in length, and from ·75 to ·85 in breadth.

- |  |            |
|--|------------|
| 1. Darjiling, Sikhim, May ( <i>T. C. Jerdon</i> ). | Hume Coll. |
| 1. Darjiling, 14th May.                            | Hume Coll. |
| 2. Mysore, 10th April ( <i>J. Macpherson</i> ).    | Hume Coll. |

- |   |                               |
|---|-------------------------------|
| 2. Mysore, 26th April ( <i>J. M.</i> ).     | Hume Coll.                    |
| 1. Mysore, 9th May ( <i>J. M.</i> ).        | Hume Coll.                    |
| 1. Mynall, Travancore, 8th April.           | Hume Coll.                    |
| 2. Pegu, 30th April ( <i>E. W. Oates</i> ). | Hume Coll. & Crowley Bequest. |
| 1. Pegu, 7th May ( <i>E. W. O.</i> ).       | Hume Coll.                    |
| 1. Pegu, 16th June ( <i>E. W. O.</i> ).     | Hume Coll.                    |
| 1. Pegu, 16th June ( <i>E. W. O.</i> ).     | Crowley Bequest.              |

## Family PARADISEIDÆ.

### Genus CRASPEDOPHORA, *Gray*.

#### *Craspedophora intercedens* (*Sharpe*).

- Ptilorhis intercedens*, *Sharpe, J. Linn. Soc.* xvi. p. 444 (1882); *Brook, Ibis*, 1911, p. 577; *Ogilvie-Grant, Ibis*, 1912, p. 117, pl. iii. figs. 4 & 5.
- Craspedophora intercedens*, *Sharpe, Monogr. Paradis. & Ptilon.* i. p. 11 (1893); *id.*, *Hand-l.* v. p. 568 (1909).
- Ptilorhis magnifica intercedens*, *Hartert, Nov. Zool.* xvii. p. 488, pl. x. fig. 9 (1910).

Three eggs of the Papuan Rifle-Bird are of a regular oval shape, somewhat pointed towards the smaller end, and moderately glossy. The ground is pale buff or creamy-white, longitudinally streaked all over the shell with burnt-sienna, tawny brown and dark lilac-grey, but the markings are much more numerous about the larger end, round which they form a densely streaked band, the pole being often, however, nearly devoid of markings. They measure respectively 1.38 by .95; 1.35 by .93; and 1.26 by .93.

- |   |                              |
|---|------------------------------|
| 2. Moroka Mountains, British New Guinea, 2000 ft., 9th June ( <i>W. G.</i> ). | Walter Goodfellow, Esq. [P.] |
| 1. Mount Victoria, Owen Stanley Mountains ( <i>A. S. Anthony</i> ).           | Crowley Bequest.             |

#### *Craspedophora alberti* (*Elliot*).

- Craspedophora magnifica*, *Gould (nec Vieill.)*, *Handb. Birds Austr.* i. p. 595 (1865) [part., N. Australia].
- Ptilorhis alberti*, *Sharpe, Cat. Birds B. M.* iii. p. 156 (1877); *Campbell, Nests & Eggs Austr. Birds*, i. p. 76, pl. 6 (1901); *Ogilvie-Grant, Ibis*, 1912, p. 117, pl. iii. figs. 7 & 8.
- Craspedophora alberti*, *Le Souëf, Ibis*, 1897, p. 394, text-fig. 1; *Sharpe, Monogr. Paradis. & Ptilon.* i. p. 9 (1897); *North, Nests & Eggs Birds Austr.* i. p. 29 (1901); *Sharpe, Hand-l.* v. p. 568 (1909); *Nchrk. Kat. Eiersamml.* p. 355 (1910).
- Ptilorhis magnifica alberti*, *Hartert, Nov. Zool.* xvii. p. 488 (1910).

Two eggs of Prince Albert's Rifle-Bird are nearly elliptical in shape, the smaller end being slightly compressed, and have a

considerable amount of gloss. They are of a creamy-buff colour, sparingly marked with broad, longitudinal streaks, some of which are slate-colour and others of two shades of chestnut-brown. There are also a few spots and specks of a rufous colour scattered over the shell. The specimens measure respectively: 1.28 by .89; 1.26 by .9.

2. Cape York, N. Australia (*H.* Dudley Le Souëf, Esq. [E.]. *Barnard*).

Genus **ASTRAPIA**, *Vicill.*

**Astrapia stephaniae**. *Finsch & Meyer.*

*Astrarchia stephaniae*, *Finsch & Meyer, Zeitsch. ges. Orn.* ii. p. 378 (1885); *Sharpe, Monogr. Paradis. & Ptilon.* p. 43, pl. xx. (1894); *id., Hand-l.* v. p. 572 (1909).

*Astrapia stephaniae*, ? *Hartert, Nov. Zool.* xvii. p. 488, pl. x. fig. 8 (1910); *Ogilvie-Grant, Ibis*, 1912, p. 114, pl. iii. fig. 3.

An egg of Princess Stephanie's Bird-of-Paradise is of a regular and rather elongate oval shape and is less glossy than eggs of *Paradisea apoda* and *P. raggiana*. The ground is buff tinged with salmon-colour, and the longitudinal markings are mostly concentrated in two large patches on the broader half of the egg: besides these, there are numerous large and small spots scattered over the rest of the shell. The shell-markings are vandyke-brown and burnt-sienna and the underlying markings, which are few, large and all disposed longitudinally, are dull lavender-grey. It measures 1.65 by 1.1.

1. (Laid in captivity) Owen F. J. Brook, Esq. [P.].  
Stanley Mts., 14th Aug.  
(*W. Goodfellow*).

The egg figured by Dr. Hartert (*op. cit.*), and taken by A. S. Anthony in the Owen Stanley Mountains, 8000 ft., is much smaller than the one described above, which was laid in Mr. Brook's Aviary at Hoddam Castle. The former has possibly been wrongly identified, and is indistinguishable from eggs of *P. raggiana* found in the same district, but seldom met with above an altitude of 3000 ft. Mr. Brook's bird laid two other eggs quite similar to the one described above.

Genus **PARADISEA**, *Lin.*

**Paradisea apoda**, *Lin.*

*Paradisea apoda*, *Sharpe, Cat. Birds B. M.* iii. p. 166 (1877); *Meyer, Zeitschr. ges. Orn.* i. p. 293, pl. xvii. fig. 2 (1884); *Sharpe, Monogr. Paradis. & Ptilon.* i. p. 45 (1891); *id., Hand-l.* v. p. 572 (1909); *Goodfellow, Avicult. Mag.* (3) i. p. 283 (1910); *Ogilvie-Grant, Ibis*, 1912, p. 113, pl. iii. fig. 2.

An egg of the Great Bird-of-Paradise is of a regular oval shape, slightly compressed towards the smaller end, and distinctly glossy. The ground is salmon-cream-colour, longitudinally streaked with burnt sienna and various shades of light and dark lilac-grey, the streaks being chiefly disposed round the larger half of the shell, the pole marked with a few spots only. It measures 1.54 by 1.08.

1. Silbattabatta, Wanumbai, Wokau Mrs. E. J. Johnstone [P.]  
L, Aru Is., 12th Dec. (W.  
*Goodfellow*).

### *Paradisea raggiana*, *Sclater*.

*Paradisea raggiana*, *Sharpe, Cat. Birds B. M.* iii. p. 169 (1877); *Ramsay, P. L. S. N. S. W.* viii. p. 26 (1883); *Sharpe, Monogr. Paradis. & Ptilon.* i. p. 48 (1896); *id., Hand-l.* v. p. 573 (1900); *Hartert, Nov. Zool.* xvii. p. 489, pl. x. fig. 3 (1910); *Ogilvie-Grant, Ibis*, 1912, p. 114, pl. iii. fig. 1.

Two eggs of the Marquis Raggi's Bird-of-Paradise are very similar to that of *P. apoda*, but the ground is of rather a deeper salmon-cream colour and the longitudinal streaks are rather more numerous and confluent at the larger end. They measure respectively 1.4 by 1.05; and 1.38 by .91.

1. Kokada, north side of Owen Captain F. R. Barton [P.]  
Stanley Mts.  
1. Wamai, south side of Owen Captain F. R. Barton [P.]  
Stanley Mts.

## Genus PHONYGAMA, *Lesson*.

### *Phonygama jamesi*, *Sharpe*.

*Phonygama jamesi*, *Sharpe, Cat. Birds B. M.* iii. p. 181 (1877); *id., Hand-l.* v. p. 579 (1900); *Nehr. Kat. Eiersamml.* p. 356 (1910).  
*Phonygama purpureo-violacea*, *Meyer, Zeitschr. ges. Orn.* ii. p. 375 (1885); *Sharpe, Monogr. Paradis. & Ptilon.* ii. p. 5 (1894).  
*Phonygamus jamesi*, *Hartert, Nov. Zool.* xvii. p. 490, pl. x. fig. 10 (1910).

Two eggs believed to be those of James's Manuode are of a regular oval shape, slightly compressed at the smaller end; a third egg is much pointed, and all are glossy. The ground differs in each specimen, being pinkish-grey, buff tinged with pink, or rather bright salmon-buff. All three eggs are marked, mostly towards the broad end, with short more or less longitudinal streaks or spots of reddish-brown and lilac-grey; in the egg with the pinkish-buff ground, the markings are rather indistinct and blurred, while in the other two specimens the red-brown surface-markings stand out rather clearly from the lilac under-markings.

The eggs agree with the description given by Herr Nehrkorn and with that figured by Dr. Hartert.

They measure respectively: 1.5 by .95; 1.44 by .98; and 1.43 by 1.

- |   |                            |
|---|----------------------------|
| 2. South-east New Guinea.                                   | Herr Weiske [C.].          |
| 1. Kagi, nr. Mt. Victoria, 6000 ft.,<br>Owen Stanley Range. | Captain F. R. Barton [P.]. |

### Genus *MANUCODIA*, *Bodd.*

#### *Manucodia altera*, *Rothschild & Hartert.*

*Manucodia atra*, *Le Souéf. Ibis*, 1900, p. 612, text-fig. 1.

*Manucodia ater altera*, *Rothsch. & Hartert, Nov. Zool.* x. p. 84 (1903).

*Manucodia altera*, *Sharpe, Hand-l.* v. p. 579 (1909).

*Manucodia atra altera*, *Hartert, Nov. Zool.* xvii. p. 490, pl. x. fig. 12 (1910).

An egg believed to be that of Rothschild's Manucode is of a long oval shape, slightly compressed towards the smaller end, and somewhat glossy. The ground is white with a faint pinkish tinge, spotted profusely at the large end, very sparingly elsewhere, with chocolate-brown, purplish-brown and lilac-grey, the spots, especially those round the pole, extending longitudinally. It measures 1.55 by .99.

This egg agrees closely with the specimen procured in the Aru Islands by H. Kühn and figured by Dr. Hartert.

- |                           |                   |
|---------------------------|-------------------|
| 1. South-east New Guinea. | Herr Weiske [C.]. |
|---------------------------|-------------------|

#### *Manucodia jobiensis*, *Salvad.*

*Manucodia jobiensis*, *Sharpe, Cat. Birds B. M.* iii. p. 184 (1877); *id.*, *Monogr. Paradis. & Ptilon.* ii. p. 13 (1898); *id.*, *Hand-l.* v. p. 580 (1909).

Two eggs of the Jobi Manucode are of a wide oval shape, very slightly compressed towards the smaller end, and almost without gloss. The ground is greyish-pink marked thickly round the broad end and very sparingly elsewhere with several shades of red-brown and lilac-grey, the latter markings being fused and forming a zone round the pole. They measure respectively: 1.25 by .97 and 1.25 by 9.5.

- |  |  |
|--|--|
| 2. Parimau, Mimika R., S. Dutch<br>New Guinea. 28th Dec. ( <i>C. II.</i><br><i>B. Grant</i> ). | Subscribers to the B. O. U.<br>Exped. Dutch N. Guinea<br>[P.]. |
|--|--|

Genus **LOPHORHINA**, *Vieill.***Lophorhina minor**, *Ramsay*.

*Lophorhina superba minor*, *Ramsay*, *Proc. Linn. Soc. N.S.W.* x. p. 242 (1885).

*Lophorhina minor*, *Sharpe*, *Monogr. Paradis. & Ptilon.* ii. p. 41, pl. xxiii. (1895); *id.*, *Hand-l.* v. p. 583 (1909); *Ogilvie-Grant*, *Ibis*, 1912, p. 116, pl. iii. fig. 6.

*Lophorhina superba minor*, *Hartert*, *Nor. Zool.* xvii. p. 487, pl. x. figs. 22, 23 (1910).

An egg of the Lesser Superb Bird-of-Paradise is of a regular oval shape, somewhat compressed at the smaller end, and distinctly glossy. The ground is pale brownish-cream-colour, thickly and finely spotted and dotted all over the shell with pale yellowish-brown and heavily marked round the broader end with longitudinal streaks of vandyke-brown and dark lilac-grey, the latter being more or less confluent. It measures 1.24 by .85.

Two eggs figured and described by Dr. Hartert agree in size and general appearance with the above; but the longitudinal markings are distributed all over the shell. One has the ground-colour brownish-buff and the brownish-grey and pale brown markings rather faint; the other has the ground cream-colour, and the reddish-brown and bluish-grey markings much stronger.

1. Kagi, nr. Mt. Victoria, 6000 ft., Capt. P. R. Barton [P].  
Owen Stanley Range.

Genus **AMBLYORNIS**, *Elliot*.**Amblyornis inornatus** (*Schl.*).

*Amblyornis inornata*, *Beccari*, *Ann. Mus. Civ. Genov.* ix. p. 382 (1879); *Gould*, *Birds New Guinea*, i. pl. 46 (1879); *Sharpe*, *Cat. Birds B. M.* vi. p. 394 (1881); *id.*, *Monogr. Paradis. & Ptilon.* ii. p. 51 (1893); *id.*, *Hand-l.* v. p. 584 (1909).

An egg of the Gardener Bower-bird is of a narrow oval shape and moderately glossy. It is of a uniform cream-colour, and measures 1.65 by 1.09.

1. S.E. New Guinea. Herr Weiske [C].

**Amblyornis subalaris**, *Sharpe*.

*Amblyornis subalaris*, *Gould*, *Birds New Guinea*, i. pl. 47 (1886); *Sharpe*, *Monogr. Paradis. & Ptilon.* ii. p. 55 (1894); *id.*, *Hand-l.* v. p. 584 (1909).

An egg of the Orange-crested Bower-bird is of a regular oval shape and moderately glossy. It is of a uniform cream-colour, and measures 1.6 by 1.11.

1. S.E. New Guinea. Herr Weiske [C].

Genus **CHLAMYDODERA**, *Gould*.**Chlamydodera maculata**, *Gould*.

*Chlamydodera maculata*, *Gould, Handb. Birds Austr.* i. p. 450 (1865); *Ramsay, P. Z. S.* 1874, p. 605; *id., Proc. Linn. Soc. N. S. W.* vii. p. 409, pl. 3. fig. 2 (1882); *id., op. cit.* 2nd ser. i. p. 1059, pl. 19. fig. 1 (1886); *Sharpe, Cat. Birds B. M.* vi. p. 389 (1881); *North, Proc. Linn. Soc. N. S. W.* 2nd ser. i. p. 1157 (1886); *id., Nests & Eggs Birds Austr.* p. 178, pl. xi. fig. 5 (1889); *Sharpe, Monogr. Paradis. & Ptilon.* ii. p. 71 (1898); *Campbell, Nests & Eggs Austr. Birds*, i. p. 198, pl. 9 (1901); *North, Nests & Eggs Birds Austr.* i. p. 41 (1902); *Sharpe, Hand-l.* v. p. 586 (1909); *Nehrck. Kat. Eiersamml.* p. 357 (1910).

The eggs of the Spotted Bower-Bird are of a somewhat pointed oval shape and moderately glossy. They are of a very pale green colour, covered, but most densely about the middle portion of the egg, with blotches and an intricate entanglement of lines, both coarse and fine, of an umber-brown, sienna, and blackish-brown colour. In addition, there are numerous underlying lavender blotches. Three examples measure respectively: 1.45 by 1.03; 1.39 by 1; and 1.35 by .98.

1. Australia. P. L. Selater, Esq. [P.]
2. Moravia Comeli River (a tributary to the Dawson River), Queensland (*J. A. Foot*). Gould Coll.

**Chlamydodera nuchalis** (*Jard. & Selby*).

*Chlamydodera nuchalis*, *Gould, Handb. Birds Austr.* i. p. 448 (1865); *Sharpe, Cat. Birds B. M.* vi. p. 391 (1881); *Le Souëf, Vict. Nat.* xvi. p. 66 (1899); *id., Ibis*, 1899, p. 359; *Sharpe, Monogr. Paradis. & Ptilon.* ii. p. 79 (1898); *id., Hand-l.* v. p. 586 (1909); *Nehrck. Kat. Eiersamml.* p. 357 (1910).

*Chlamydera nuchalis*, *Campbell, Nests & Eggs Austr. Birds*, i. p. 203 (1901).

*Chlamydera nuchalis nuchalis*, *Hartert, Nov. Zool.* xvii. p. 486 pl. x. figs. 15, 16 (1910).

An egg of the Great Bower-Bird is of a narrow oval shape and moderately glossy. It is of a pale buff colour, profusely covered with blotches, clouds, and linear markings of umber-brown and underlying purplish-grey. It measures 1.7 by 1.16.

1. Port Essington, N. Australia. Gould Coll.

Genus **ÆLURÆDUS**, *Cabanis*.**Ælurædus stonei**, *Sharpe*.

*Ælurædus stonei*, *Sharpe, Cat. Birds B. M.* vi. p. 387 (1881); *Gould, Birds New Guinea*, i. pl. 37 (1881); *Sharpe, Monogr. Paradis. & Ptilon.* ii. p. 101 (1893); *id., Hand-l.* v. p. 587 (1909).

An egg said to be that of Stone's Cat-Bird is of a very narrow



oval shape and slightly glossy. It is of a uniform rich cream-colour, and measures 1·65 by 1.

1. S.E. New Guinea. Herr Weiske [C.].

***Alurœdus melanocephalus* (Ramsay).**

*Alurœdus melanocephalus*, *Gould, Birds New Guinea*, i. pl. 42 (1888); *Sharpe, Monogr. Paradis. & Ptilon*, ii. p. 91 (1897); *id., Hand-l.* v. p. 588 (1909).

An egg said to be that of the Black-naped Cat-Bird is of a pointed oval shape and slightly glossy. It is of a uniform rich cream-colour, and measures 1·8 by 1·22.

1. S.E. New Guinea. Herr Weiske [C.].

Family CORVIDÆ.

Genus **TRYPANOCORAX**, *Sunder.*

***Trypanocorax frugilegus* (Linn.).**

*Corvus frugilegus*, *Thien. Fortpflanz. ges. Vög.* tab. xl. fig. 2, *a-c* (1845-54); *Baedeker, Eier Eur. Vög.* tab. 28. fig. 5 (1855-63); *Hewitson, Eggs of Brit. Birds*, i. p. 226, pl. lix. (1856); *Dresser, Birds Eur.* iv. p. 551 (1875); *Seebohm, Brit. Birds*, i. p. 549, pl. 16 (1883); *id., Eggs of Brit. Birds*, p. 225, pl. 55. fig. 11 (1896); *Newton, Ootheca Wolleyana*, pt. ii. p. 504 (1902); *Dresser, Man. Pal. Birds*, i. p. 426 (1902); *Key, Eier Vög. Mitteleurop.* i. p. 361, pl. 49. figs. 1-7 (1904); *Jourd. Eggs Europ. Birds*, i. p. 11, pl. 4. figs. 1-7 (1906); *Dresser, Eggs Birds Europe*, pts. xiii. & xiv. p. 439, and pts. xi. & xii. pl. 6. figs. 7-12 (1908).

*Trypanocorax frugilegus*, *Loche, Expt. Sci. Algér., Ois.* i. p. 113 (1867); *Sharpe, Cat. Birds B. M.* iii. p. 9 (1877); *id., Hand-l.* v. p. 589 (1909); *Nehrke, Kat. Eiersamml.* p. 357 (1910).

*Corvus frugilegus frugilegus*, *Hartert, Vög. pal. Faun.* i. p. 13 (1903).

Eggs of the Common Rook so closely resemble the eggs of the Raven (*Corvus corax*) described below, that they require no separate description. They measure from 1·44 to 1·78 in length, and from 1·08 to 1·2 in breadth.

- |   |                                   |
|---|-----------------------------------|
| 4. Dumfries, Scotland ( <i>Hargitt Coll.</i> )              | Seebohm Coll.                     |
| 16. Sheffield, Yorkshire, 30th March ( <i>H. Seebohm</i> ). | Seebohm Coll.                     |
| 14. Middlesex.  | Seebohm Coll.                     |
| 4. Wenton Hill, Middlesex, 17th April ( <i>H. Booth</i> ).  | W. Radcliffe Saunders, Esq. [P.]. |
| 2. Finchley, Middlesex.                                     | Salvin-Godman Coll.               |
| 5. Tilford, Farnham, Surrey ( <i>Copper</i> ).              | Crowley Bequest.                  |
| 5. Tilford ( <i>Copper</i> ).                               | Crowley Bequest.                  |

- |  |                                      |
|--|--------------------------------------|
| 5. Loxwood, Sussex, 4th March<br>( <i>P. Godman</i> ).         | Salvin-Godman Coll.                  |
| 4. Alton, Hants, 2nd April.                                    | Crowley Bequest.                     |
| 6. Maiden Newton, Dorset, 17th<br>April ( <i>R. Wallis</i> ).  | W. Radcliffe Saunders, Esq.<br>[P.]. |
| 6. Maiden Newton, 26th April<br>( <i>R. W.</i> ).              | W. Radcliffe Saunders, Esq.<br>[P.]. |
| 7. Co. Antrim, Ireland, 31st March<br>( <i>S. M. Stears</i> ). | W. Radcliffe Saunders, Esq.<br>[P.]. |
| 2. Sweden.   | S. O. Sahlin, Esq. [P.].             |
| 3. Valkenswaard, Holland, 21st<br>May.                         | Seeböhm Coll.                        |
| 5. Pomerania ( <i>T. Holland</i> ).                            | Seeböhm Coll.                        |
| 5. Rhenish Prussia, 22nd April.                                | Seeböhm Coll.                        |

### Trypanocorax pastinator (*Gould*).

(Plate XXI, figs. 6 & 7.)

*Corvus pastinator*, *Swinhoe*, *Ibis*, 1861, p. 336.

*Trypanocorax pastinator*, *Sharpe*, *Cat. Birds B. M.* iii. p. 10 (1877); *Tacz. Faun. Orn. Sibér. Orient.*, *Mém. Ac. St. Pétersb.* (7) xxxix. p. 537 (1891); *Newton*, *Ootheca Wulleyana*, pt. ii. p. 506 (1902); *Sharpe*, *Hand-l.* v. p. 589 (1909); *Nehrck. Kat. Eiersamml.* p. 357 (1910).

*Corvus frugilegus pastinator*, *Hartert*, *Vög. pal. Faun.* i. p. 14 (1903).

Eggs of the Eastern Rook cannot be separated from the more densely marked examples of the eggs of *T. frugilegus*. They vary in length from 1.5 to 1.65, and in breadth from 1.08 to 1.12.

- |                                       |                             |
|---------------------------------------|-----------------------------|
| 1. [China] ( <i>Nehrkorn Coll.</i> ). | Crowley Bequest.            |
| 3. Amoy, China ( <i>R. Swinhoe</i> ). | Seeböhm Coll.               |
| 4. Chin-kiang, E. China, 9th April.   | J. D. La Touche, Esq. [C.]. |

### Genus HETEROCORAX. *Sharpe*.

#### *Heterocorax capensis* (*Licht.*).

(Plate XXI, figs. 4 & 5.)

*Corvus montanus*, *Thien. Fortpflanz. ges. Vög.* tab. xxxix. fig. 7. a-c (1845-54).

*Corvus capensis*, *Andersson*, *Birds Bamaraland*, p. 155 (1872); *Marshall*, *Ibis*, 1900, p. 223; *Stark*, *Fauna S. Afr.*, *Birds*, i. p. 14 (1900); *Shelley*, *Birds Afr.* v. p. 152 (1906).

*Heterocorax capensis*, *Sharpe*, ed. *Layard*, *Birds S. Africa*, p. 415 (1875-84); *Sharpe*, *Cat. Birds B. M.* iii. p. 12 (1877); *Butler*, *Feilden & Reid*, *Zool.* 1882, p. 255; *Nehrck. Kat. Eiersamml.* p. 13 (1899); *Reich. Vög. Afr.* ii. p. 637 (1903); *Sharpe*, *Hand-l.* v. p. 590 (1909); *Nehrck. Kat. Eiersamml.* p. 357 (1910).

*Heterocorax capensis minor*, *Reich. Vög. Afr.* ii. p. 638 (1903).

The eggs of the African Rook are of a narrow, pointed oval shape and moderately glossy. They vary from reddish-white to salmon-pink, and are marked with rich chestnut, lilac-red, or pale

reddish-brown and underlying lavender or lilac-grey. The markings on some eggs are small and extremely dense, covering the greater part of the ground-colour; those on other eggs are bold and comparatively sparse, the larger blotches being of a very rich colour and the smaller ones paler. The eggs vary greatly in size, the smallest example in the Collection measuring 1.55 by 1.05, and the largest 2.12 by 1.34.

- |   |                                      |
|---|--------------------------------------|
| 3. Kaka, near Fashoda, White Nile,<br>19th April.   | R. McD. Hawker, Esq. [P.].           |
| 3. Kaka, 30th April.  | R. McD. Hawker, Esq. [P.].           |
| 4. South Africa.  | Gould Coll.                          |
| 3. South Africa.  | Gould Coll.                          |
| 4. South Africa.  | Gould Coll.                          |
| 1. South Africa.  | Sir A. Smith [P.].                   |
| 1. South Africa.  | W. Radcliffe Saunders, Esq.<br>[P.]. |
| 2. South Africa ( <i>E. L. Layard</i> ).  | Salvin-Godman Coll.                  |
| 5. South Africa.  | E. L. Layard, Esq. [P.].             |
| 2. Cape Colony ( <i>E. L. L.: Tris-<br/>tram Coll.</i> ).   | Crowley Bequest.                     |
| 2. Cape Colony ( <i>T. C. Atmore:<br/>Tristram Coll.</i> ).   | Crowley Bequest.                     |
| 2. Blaauw Krantz, Grahamstown.<br>C.C., 2nd Jan. ( <i>B. E. J.</i> ).   | B. E. Jupp, Esq. [C.].               |
| 1. Blaauw Krantz.   | B. E. Jupp, Esq. [C.].               |
| 2. Olifant's Kloof, Dec. ( <i>B. B.<br/>Bowker</i> ) (with one egg of<br><i>Coccytes glandarius</i> , cf. vol. iii.<br>p. 102). | B. E. Jupp, Esq. [C.].               |
| 1. Newcastle, Natal, 23rd Sept.   | Capt. Savile G. Reid [C.].           |
| 4. Transvaal ( <i>T. Ayres: Tristram<br/>Coll.</i> ).   | Crowley Bequest.                     |
| 3. Potchefstroom, Transvaal ( <i>T. A.</i> ).   | Sæbohm Coll.                         |
| 1. Namaqualand.   | Crowley Bequest.                     |

### Genus CORVUS, Linn.

#### Corvus corax, Linn.

*Corvus corax*, Thien, *Fortpflanz. ges. Vög.* tab. xxxix. fig. 1, a-f (1845-54); Hewitson, *Eggs of Brit. Birds*, i. p. 220, pl. lvii. (1856); Dresser, *Birds Eur.* iv. p. 567 (1875) [part.]; Sharpe, *Cat. Birds B. M.* iii. p. 14 (1877); Seebohm, *Brit. Birds*, i. p. 532, pl. 16 (1883); *id.*, *Eggs of Brit. Birds*, p. 223, pl. 55, figs. 7 & 9 (1896); Neale, *Rep. Cardiff Soc.* xxxii. p. 49, pl. (1901); Newton, *Ootheca Wolleyana*, pt. ii. p. 514 (1902); Dresser, *Man. Pal. Birds*, i. p. 423 (1902); Rey, *Eier Vög. Mitteleurop.* i. p. 356 (1904), pl. 48 (1900); Jourdain, *Eggs Europ. Birds*, i. p. 1, pl. i. (1906); Dresser, *Eggs Birds Europe*, pts. xiii. & xiv. p. 434, pts. xi. & xii. pl. 5, figs. 1-7 (1908) [part.]; Sharpe, *Hand-l.* v. p. 590 (1909); Nehrke, *Kat. Eiersamml.* p. 357 (1910).

*Corvus littoralis*, Baedeker, *Eier Eur. Vög.* tab. 34, fig. 4 (1855-63).

*Corvus sylvestris*, Baedeker, *tom. cit.* tab. 34, fig. 3.

*Corvus corax corax*, Hartert, *Vög. pal. Faun.* i. p. 2 (1903).

The eggs of the Common Raven vary from a pointed to a regular

oval shape, and usually exhibit a fair amount of gloss. The ground-colour varies from a clear greenish-blue to a dingy olive-green, marked with different shades of brown, varying from pale greenish-brown to blackish-brown or even black, and underlying lavender. The markings on many specimens are small, distinct and sparse, on others blotchy or cloudy and frequently confluent on the larger half of the egg, where they form a very irregular cap. Between these two extreme types, variations of every kind may be found in a large series. Examples measure from 1.66 to 2.1 in length, and from 1.2 to 1.42 in breadth.

- |   |                                   |
|---|-----------------------------------|
| 2. Hoy, Orkneys.  | Philip Crowley, Esq. [P.].        |
| 1. Skye, Hebrides, 24th March.                              | Seebohm Coll.                     |
| 3. I. of Islay, Hebrides, May ( <i>H. J. Elwes</i> ).       | Crowley Bequest.                  |
| 4. Inverness-shire, 2nd March ( <i>Hargitt Coll.</i> ).     | Seebohm Coll.                     |
| 2. Norfolk, 13th March.                                     | Salvin-Godman Coll.               |
| 2. Lundy Island, Bristol Channel.                           | Seebohm Coll.                     |
| 5. Beacon Point, Devon, 31st March ( <i>J. H. Wallis</i> ). | W. Radcliffe Saunders, Esq. [P.]. |
| 5. Kingston, Devon, 24th March ( <i>J. H. W.</i> ).         | W. Radcliffe Saunders, Esq. [P.]. |
| 1. Cornwall, 5th March.                                     | Seebohm Coll.                     |
| 6. Pomerania ( <i>T. Holland</i> ).                         | Seebohm Coll.                     |
| 4. Pomerania ( <i>T. H.</i> ).                              | Seebohm Coll.                     |
| 3. Pomerania, 28th March ( <i>T. H.</i> ).                  | Seebohm Coll.                     |
| 6. Politz, near Stettin, 19th March ( <i>T. H.</i> ).       | Seebohm Coll.                     |
| 4. Dorpat, Baltic Provinces, 11th March ( <i>Russow</i> ).  | Seebohm Coll.                     |
| 5. Mark Brandenburg, 24th March.                            | W. Radcliffe Saunders, Esq. [P.]. |
| 4. Silesia ( <i>Sachse</i> ).                               | Seebohm Coll.                     |
| 7. Russia.  | Seebohm Coll.                     |

### *Corvus islandicus*, *Hantzsch*.

*Corvus islandicus*, *Hantzsch*, *Orn. Monatsb.* xiv. p. 130 (1906); *Sharpe, Hand-l.* v. p. 591 (1909).

Eggs of the Iceland Raven are indistinguishable from those of *C. corax*.

- |  |                  |
|--|------------------|
| 2. Iceland.                                    | Seebohm Coll.    |
| 2. Iceland ( <i>Proctor: Tristram Coll.</i> ). | Crowley Bequest. |

### *Corvus hispanus*, *Hartert & Kleinschm.*

*Corvus corax*, *Saunders (nec Linn.)*, *Ibis*, 1871, p. 221.

*Corvus corax hispanus*, *Hartert & Kleinschm. Nov. Zool.* viii. p. 45 (1901); *Hartert, Vög. pal. Faun.* i. p. 5 (1903); *Journ. Eggs Europ. Birds*, i. p. 4 (1906).

*Corvus hispanus*, *Sharpe, Hand-l.* v. p. 591 (1909).

Eggs of the Spanish Raven are indistinguishable from those of *C. corax*.

6. Sierra Nevada, Spain, 20th April Seebohm Coll.  
(*H. Saunders*).

**Corvus canariensis, Hartert & Kleinschm.**

*Corvus tingitanus*, *Reid (nec Irby)*, *Ibis*, 1888, p. 82; *Koenig, J. f. O.* 1890, p. 359, pl. viii. fig. 10; *Meade-Waldo, Ibis*, 1893, p. 194.

*Corvus corax canariensis*, *Hartert & Kleinschm. Nov. Zool.* viii. p. 45 (1901); *Hartert, Vög. pal. Faun.* i. p. 6 (1903).

*Corvus canariensis*, *Sharpe, Hand-l.* v. p. 592 (1909); *Nehr. Kat. Eiersamml.* p. 357 (1910).

Eggs of the Canary Island Raven are indistinguishable from those of *C. corax*.

5. Fuertaventura, Canaries. Crowley Bequest.  
3. Fuertaventura, March (*H. B. Tristram*). Crowley Bequest.  
4. Tenerife, Canaries. Capt. Savile G. Reid [C].  
3. Tenerife, March. W. Radcliffe Saunders, Esq.  
[P].

**Corvus tingitanus, Irby.**

*Corvus corax*, *Tristram (nec Linn.)*, *Ibis*, 1859, p. 291; *Salvin, Ibis*, 1859, p. 312; *Loche, Expl. Sci. Algér., Ois.* i. p. 108 (1867).

*Corvus tingitanus*, *Irby, Ibis*, 1874, p. 264; *Dresser, Birds Eur.* iv. p. 563 (1875); *Irby, Orn. Str. Gibr.* 2nd ed. p. 84 (1895); *Erlanger, J. f. O.* 1899, p. 492; *Dresser, Eggs Birds Europe*, pts. xiii. & xiv. p. 437, pts. xi. & xii. pl. 6. figs. 1-5 (1908) [part.]; *Sharpe, Hand-l.* v. p. 592 (1909); *Nehr. Kat. Eiersamml.* p. 358 (1910).

*Corvus leptonyx*, *Sharpe, Cat. Birds B. M.* iii. p. 19 (1877); *Dresser, Man. Pal. Birds*, i. p. 425 (1902) [part.].

*Corvus corax tingitanus*, *Hartert, Vög. pal. Faun.* i. p. 6 (1903); *Whitaker, Birds Tunis.* ii. p. 17 (1905); *Jourdain, Eggs Europ. Birds*, i. p. 4 (1906).

Eggs of Irby's Raven are inseparable from the eggs of *C. corax*. Examples measure from 1.72 to 2.05 in length, and from 1.2 to 1.38 in breadth.

1. Algeria. Salvin-Godman Coll.  
5. Ain Djendeli, Algeria, 12th May Salvin-Godman Coll.  
(*O. Salvin*).  
1. Ain Djendeli, 20th May (*O. S.*). Salvin-Godman Coll.  
3. Kef Laks, Algeria, 21st April Salvin-Godman Coll.  
(*O. S.*).  
1. Kef Laks, 22nd April (*O. S.*). Salvin-Godman Coll.  
3. Morocco, 20th June. W. Radcliffe Saunders, Esq.  
[P].  
1. Morocco. Crowley Bequest.

**Corvus laurencei, Hume.**

- Corvus corax*, Oates ( *nec Linn.*), *Fauna Brit. Ind., Birds*, i. p. 14 (1889); Oates, *ed. Hume's Nests & Eggs Ind. Birds*, i. p. 1 (1889).  
*Corvus corax laurencei*, Hartert, *Vög. pal. Faun.* i. p. 7 (1903).  
*Corvus lawrencei*, Sharpe, *Hand-l.* v. p. 592 (1909); *Nehrck. Kat. Eier-samm.* p. 358 (1910).

Eggs of the Persian Raven do not differ in any way from those of *C. corax*.

- |   |            |
|---|------------|
| 41. Sirsa, Punjab.                                      | Hume Coll. |
| 2. Sirsa, Dec.  | Hume Coll. |
| 1. Sirsa, 15th Jan.                                     | Hume Coll. |
| 2. Sirsa, 25th Jan.                                     | Hume Coll. |
| 2. Sirsa, 11th Feb.                                     | Hume Coll. |
| 2. Sirsa, 15th March.                                   | Hume Coll. |
| 1. Sirsa, 20th March.                                   | Hume Coll. |
| 1. Sirsa, 28th March.                                   | Hume Coll. |
| 2. Sirsa, 15th April.                                   | Hume Coll. |
| 3. Sirsa, 20th April.                                   | Hume Coll. |
| 1. Hansi, Punjab, 19th Dec.                             | Hume Coll. |
| 1. Hansi, 15th Jan.                                     | Hume Coll. |
| 3. Hansi, 15th Jan.                                     | Hume Coll. |
| 1. Hansi, 20th Jan.                                     | Hume Coll. |
| 1. Hansi, 6th Feb.                                      | Hume Coll. |
| 4. Hansi, 16th March.                                   | Hume Coll. |
| 2. Hansi, 17th March.                                   | Hume Coll. |
| 4. Hansi, 19th March.                                   | Hume Coll. |
| 2. Bhawalpur, Punjab, 15th Feb.                         | Hume Coll. |
| 4. Mahowalla, Hansi, 4th Feb.<br>( <i>H. S. Niel.</i> ) | Hume Coll. |
| 2. Soolekhara, Hansi, 26th Feb.<br>( <i>H. S. N.</i> )  | Hume Coll. |
| 1. Delhi, 15th Jan.                                     | Hume Coll. |

**Corvus umbrinus, Sunde.**

- Corvus umbrinus*, Tristram, *Ibis*, 1866, p. 70; Taylor, *Ibis*, 1867, p. 66; Shelley, *Birds Egypt*, p. 158 (1872); Dresser, *Birds Eur.* iv. p. 577 (1874); Sharpe, *Cat. Birds B. M.* iii. p. 17 (1877); Erlanger, *J. f. O.* 1899, p. 495; Dresser, *Man. Pal. Birds*, i. p. 424 (1902); Reich, *Vög. Afr.* ii. p. 633 (1903); Whitaker, *Birds Tunis* ii. p. 22 (1905); Shelley, *Birds Afr.* v. p. 149 (1906); Dresser, *Eggs Birds Europe*, pts. xiii. & xiv. p. 436, pts. xi. & xii. pl. 5. figs. 8 & 9 (1908); Sharpe, *Hand-l.* v. p. 592 (1909); *Nehrck. Kat. Eiersamm.* p. 358 (1910).

*Corvus corax umbrinus*, Hartert, *Vög. pal. Faun.* i. p. 8 (1903).

Eggs of the Brown-necked Raven resemble those of the *C. corax*, being clear greenish-blue, marked with different shades of brown and underlying lavender. One example is merely marked with a very few specks and small smears, while two others are rather densely mottled. The other specimens are intermediate in coloration. They measure from 1.7 to 1.86 in length, and from 1.2 to 1.27 in breadth.

- |    |   |                                      |
|----|---|--------------------------------------|
| 3. | Wady Kelt, nr. Jericho, Palestine,<br>19th April ( <i>H. B. Tristram</i> ). | Crowley Bequest.                     |
| 2. | Near Jericho, 16th <sup>1/2</sup> April ( <i>H. B. T.</i> ).                | Crowley Bequest.                     |
| 2. | Near Jericho, 23rd April ( <i>H. B. T.</i> ).                               | W. Radcliffe Saunders, Esq.<br>[P.]. |
| 1. | Egypt, 2nd Feb. ( <i>J. H. Cochrane</i> ).                                  | Seebohm Coll.                        |
| 1. | Egypt, 25th Feb. ( <i>J. H. C.</i> ).                                       | Salvin-Godman Coll.                  |
| 2. | Egypt, 11th March ( <i>J. H. C.</i> ).                                      | Salvin-Godman Coll.                  |
| 2. | Giza, Egypt, 26th March ( <i>J. H. C.</i> ).                                | Seebohm Coll.                        |
| 4. | Giza, 2nd April ( <i>E. C. T.</i> ).  | E. Cavendish Taylor Bequest.         |
| 2. | Second Pyramid, 21st March ( <i>E. C. T.</i> ).                             | E. Cavendish Taylor Bequest.         |
| 3. | Ombos, 6th March ( <i>E. C. T.</i> ).                                       | E. Cavendish Taylor Bequest.         |

### *Corvus principalis*, *Ridgw.*

- Corvus carnivorus*, *Bartram*; *Blakiston*, *Ibis*, 1862, p. 7.  
*Corvus corax var. carnivorus*, *Baird*, *Brewer & Ridgway*, *North American Birds*, ii. p. 234 (1874).  
*Corvus corax principalis*, *Bendire*, *Life-Hist. N. Amer. Birds*, ii. p. 400, pl. iv. fig. 3 (1895); *Ridgw. Birds North & Middle Amer.* iii. p. 259 (1904).  
*Corvus principalis*, *Sharpe*, *Hand-l.* v. p. 592 (1909); *Nchrk. Kat. Eier-samml.* p. 358 (1910).

Eggs of the North American Raven do not differ from those of *C. corax*.

- |    |   |                        |
|----|---|------------------------|
| 2. | Greenland, 28th April ( <i>Müller</i> ).  | Crowley Bequest.       |
| 2. | Greenland.  | Governor Holböll [C.]. |
| 2. | Greenland.  | Governor Holböll [C.]. |
| 1. | Disko, Greenland.   | McCormick Bequest.     |
| 4. | Christiansbaab, Greenland, 5th<br>April ( <i>E. Fenéker: Hargitt<br/>Coll.</i> ). | Seebohm Coll.          |
| 1. | Fort Yukon, Alaska, March ( <i>J.<br/>Lockhart: Smiths. Inst.</i> ).              | Salvin-Godman Coll.    |
| 1. | Carlton, N. America, 28th April<br>( <i>T. W. Blakiston</i> ).                    | Salvin-Godman Coll.    |

### *Corvus cryptoleucus*, *Couch.*

- Corvus cryptoleucus*, *Baird*, *Brewer & Ridgw. N. Amer. Birds*, ii. p. 242, iii. p. 518 (1874); *Sharpe*, *Cat. Birds B. M.* iii. p. 15 (1877); *Bendire*, *Life-Hist. N. Amer. Birds*, ii. p. 402, pl. iv. figs. 4-7 (1895); *Ridgw. Birds North & Middle Amer.* iii. p. 265 (1904); *Sharpe*, *Hand-l.* v. p. 593 (1909); *Nchrk. Kat. Eiersamml.* p. 358 (1910).

Eggs of the American White-necked Raven are similar to those of *C. corax*, but smaller. They vary from 1.58 to 1.72 in length, and from 1.12 to 1.17 in breadth.

- |    |   |                     |
|----|---|---------------------|
| 1. | North America ( <i>Smiths. Inst.</i> ). | Salvin-Godman Coll. |
| 7. | North America ( <i>Field Coll.</i> ).   | Crowley Bequest.    |

**Corvus coronoides, Vig. & Horsf.**

- Corvus coronoides*, Ramsay, *Ibis*, 1865, p. 303 [part.]; *Le Souf, Ibis*, 1895, p. 422; *Ogilvie-Grant, Bull. B. O. C.* xxix. p. 73 (1912).  
*Corvus australis*, Gould, *Handb. Birds Austr.* i. p. 475 (1865) [part.]; *Sharpe, Hand-l.* v. p. 593 (1909); *Nehr. Kat. Eiersamml.* p. 358 (1910).  
*Corone australis*, Sharpe, *Cat. Birds B. M.* iii. p. 37 (1877); *North, Nests & Eggs Birds Austr.* i. p. 187, pl. vii. fig. 7 (1889); *Campbell, Nests & Eggs Austr. Birds*, i. p. 55 (1901); *North, Nests & Eggs Birds Austr.* i. p. 5 (1901).

Eggs of the Australian Raven, or White-eyed Crow, do not appear to differ from those of *C. corax*. They measure from 1.6 to 1.92 in length, and from 1.1 to 1.25 in breadth.

The eggs are generally considerably larger than those of *C. cecile* and often more heavily marked.

- |   |                                   |
|---|-----------------------------------|
| 4. South Australia ( <i>Field Coll.</i> ).                | W. Radcliffe Saunders, Esq. [P.]. |
| 2. South Australia.                                       | Old Collection.                   |
| 3. South Australia.                                       | Gould Coll.                       |
| 2. South Australia.                                       | W. Radcliffe Saunders, Esq. [P.]. |
| 4. Burra-burra, South Australia, 8th July.                | E. S. Moulden, Esq. [P.].         |
| 2. Wimmera, Victoria, 20th November ( <i>S. French</i> ). | W. Radcliffe Saunders, Esq. [P.]. |
| 3. Wimmera, 7th September ( <i>A. J. North</i> ).         | Crowley Bequest.                  |
| 4. Lachlan River, Victoria ( <i>E. P. Ramsay</i> ).       | Crowley Bequest.                  |
| 4. Werribee Plains, Victoria.                             | Miss A. Chirside [E.].            |
| 1. Gippsland, Victoria.                                   | F. A. Philbrick, Esq. [P.].       |
| 2. New South Wales.                                       | Crowley Bequest.                  |
| 1. Tasmania.  | Gould Coll.                       |

**Corvus cecilæ, Mathews.**

- Corvus australis*, Gould, *Handb. Birds Austr.* i. p. 475 (1865) [part.].  
*Corvus coronoides*, Ramsay, *Ibis*, 1865, p. 303 [part.]; *Sharpe, Cat. Birds B. M.* iii. p. 20 (1877) [part.]; *North, Nests & Eggs Birds Austr.* i. p. 186, pl. vii. fig. 8 (1889); *Campbell, Nests & Eggs Austr. Birds*, i. p. 54 (1901); *North, Nests & Eggs Birds Austr.* i. p. 1 (1901); *Sharpe, Hand-l.* v. p. 593 (1909); *Nehr. Kat. Eiersamml.* p. 358 (1910).  
*Corvus coronoides cecilæ*, Mathews, *Nov. Zool.* xviii. p. 442 (1912).  
*Corvus cecilæ*, *Ogilvie-Grant, Bull. B. O. C.* xxix. p. 74 (1912).

The eggs of the Australian or Brown-eyed Crow resemble many of the eggs of *C. corax*, but are generally smaller. They vary from 1.42 to 1.7 in length, and from 1.02 to 1.18 in breadth.

- |  |                  |
|--|------------------|
| 3. Bourke, New South Wales, 11th Sept. ( <i>A. J. North</i> ). | Crowley Bequest. |
| 4. Merungle, New South Wales, 18th Oct. ( <i>A. J. N.</i> ).   | Crowley Bequest. |



- |  |                                   |
|--|-----------------------------------|
| 5. Dawson River, Queensland, 28th Sept. ( <i>A. J. N.</i> ). | Crowley Bequest.                  |
| 2. North Australia ( <i>Field Coll.</i> ).                   | W. Radcliffe Saunders, Esq. [P.]. |
| 1. Pt. Cloates, N.W. Australia, 27th March.                  | T. Carter, Esq. [C.].             |
| 2. Pt. Cloates, 18th June.                                   | T. Carter, Esq. [C.].             |
| 4. Pt. Cloates, 28th June.                                   | T. Carter, Esq. [C.].             |
| 1. Pt. Cloates, 12th July.                                   | T. Carter, Esq. [C.].             |
| 1. Pt. Cloates, 1st August.                                  | T. Carter, Esq. [C.].             |
| 2. Pt. Cloates, 3rd August.                                  | T. Carter, Esq. [C.].             |
| 1. Pt. Cloates, 8th August.                                  | T. Carter, Esq. [C.].             |

### *Corvus macrorhynchus*, Wagl.

*Corvus culminatus*, *Layard, Ann. Mag. N. H.* 2nd ser. xiii. p. 213 (1854); *Beavan, P. Z. S.* 1864, p. 376; *Sharpe, Cat. Birds B. M.* iii. p. 20 (1877).

*Corone macrorhyncha*, *Sharpe, tom. cit.* p. 38; *Legge, Birds Ceylon*, p. 346 (1879).

*Corone levaillantii*, *Sharpe, tom. cit.* iii. p. 39.

*Corvus macrorhynchus*, *Oates, Fauna Brit. Ind., Birds*, i. p. 17 (1889); *Oates, ed. Hume, Nests & Eggs Ind. Birds*, i. p. 4 (1889); *Sharpe, Hand-l.* v. p. 593 (1903); *Nehrke, Kat. Eiersamml.* p. 358 (1910).

The eggs of the Indian Jungle-Crow are not separable from those of *C. cornix* and *C. corone*. They measure from 1.5 to 1.86 in length, and from 1.09 to 1.2 in breadth.

- |   |                                   |
|---|-----------------------------------|
| 1. India.   | Old Collection.                   |
| 3. Sind.  | Gould Coll.                       |
| 3. Agrore Valley, 30th April.   | Hume Coll.                        |
| 5. Bursahir, Himalaya, 30th March.                                      | Hume Coll.                        |
| 1. Bursahir, 3rd April.   | Hume Coll.                        |
| 1. Kotghar, Himalaya, 3rd April.  | Hume Coll.                        |
| 5. Kotghar, 10th May.   | Hume Coll.                        |
| 1. Kotghar, 12th May.   | Hume Coll.                        |
| 4. Kotghar, 16th May.   | Hume Coll.                        |
| 2. Lahore, 17th March.  | Hume Coll.                        |
| 2. Bareilly, N.W. Provs., 10th May.                                     | Hume Coll.                        |
| 2. Lucknow, 24th March.   | Hume Coll.                        |
| 4. Etawah, 11th March.  | Hume Coll.                        |
| 8. Allahabad.   | Hume Coll.                        |
| 1. Mirzapur, 1st April ( <i>W. E. Brooks: Tristram Coll.</i> ).         | Crowley Bequest.                  |
| 4. Sikhim Terai, 16th March.  | Hume Coll.                        |
| 4. Sikhim Terai, 30th March.  | Hume Coll.                        |
| 2. Maunbhoom ( <i>R. C. Beavan</i> ).                                   | Salvin-Godman Coll.               |
| 5. Belgaum, April ( <i>E. A. Butler</i> ).                              | Hume Coll.                        |
| 2. Mandwa, Central Prov., 1st April.                                    | W. Radcliffe Saunders, Esq. [P.]. |
| 1. Beerachalee, Central Prov., May ( <i>R. C. B.: Tristram Coll.</i> ). | Crowley Bequest.                  |
| 1. Mysore, 6th May.   | Crowley Bequest.                  |
| 1. Nilghiri Hills, June.  | Hume Coll.                        |
| 2. Kotagherry, Nilghiri Hills, 27th Feb. ( <i>Miss Cockburn</i> ).      | Hume Coll.                        |

- |  |                                   |
|--|-----------------------------------|
| 1. Kotagherry, 13th March ( <i>Miss Cockburn</i> ).  | Hume Coll.                        |
| 3. Kotagherry, 13th March ( <i>Miss Cockburn</i> ).  | Hume Coll.                        |
| 1. Ceylon ( <i>E. L. Layard</i> ).                   | Salvin-Godman Coll.               |
| 1. Ceylon.   | E. L. Layard, Esq. [P.].          |
| 4. Lunugalla, Ceylon, March ( <i>A. L. Butler</i> ). | Crowley Bequest.                  |
| 3. Pegu, 27th Jan. ( <i>E. W. Oates</i> ).           | Oates Coll.                       |
| 1. Pegu, 2nd Feb. ( <i>E. W. O.</i> ).               | Oates Coll.                       |
| 1. Pegu, 16th Feb. ( <i>E. W. O.</i> ).              | Oates Coll.                       |
| 1. Pegu, 16th March ( <i>E. W. O.</i> ).             | Oates Coll.                       |
| 2. Pegu, 17th March ( <i>E. W. O.</i> ).             | Seebohm Coll.                     |
| 5. Chin-kiang, E. China, 24th April.                 | J. D. La Touche, Esq. [C.].       |
| 5. Chin-kiang, 24th April.                           | J. D. La Touche, Esq. [C.].       |
| 3. Chin-kiang, 15th May.                             | J. D. La Touche, Esq. [C.].       |
| 4. Ishigaki I., S. Loocheo Group, 28th April.        | W. Radcliffe Saunders, Esq. [P.]. |

### *Corvus japonensis*, Bonap.

*Corone japonensis*, Sharpe, *Cat. Birds B. M.* iii. p. 41 (1877).

*Corvus macrorhynchos japonensis*, Hartert, *Vög. pal. Faun.* i. p. 12 (1902).

*Corvus japonensis*, Sharpe, *Hand-l.* v. p. 594 (1909); *Nehr. Kat. Eier-samm.* p. 358 (1910).

Eggs of the Japanese Crow are similar to those of *C. corax*. They vary in length from 1·7 to 1·78, and in breadth from 1·28 to 1·3.

- |  |                                   |
|--|-----------------------------------|
| 2. Gotemba, Iiundo, Japan, 26th April.   | W. Radcliffe Saunders, Esq. [P.]. |
| 3. Sagami, Tokaido, S. Iiundo, 16th May. | W. Radcliffe Saunders, Esq. [P.]. |

### *Corvus philippinus*, Bonap.

(Plate XXI. figs. 9 & 10.)

*Corone philippina*, Sharpe, *Cat. Birds B. M.* iii. p. 42 (1877); *McGregor, Man. Philipp. B.* ii. p. 722 (1909).

*Corvus philippinus*, *Ogilvie-Grant & Whitehead, Ibis*, 1898, p. 234; *Sharpe, Hand-l.* v. p. 594 (1909); *Nehr. Kat. Eiersamm.* p. 358 (1910).

Five eggs of the Philippine Crow are of a broad oval shape, slightly compressed at the smaller end, and distinctly glossy. In three specimens from Marinduque the ground is greenish-white, densely and uniformly mottled and spotted all over with umber-brown. In the other two the ground is pale bluish-white, one being mottled all over with pale umber-brown, while the other is almost devoid of markings except towards the smaller end,

where it is spotted with umber-brown and lilac-grey. They measure respectively: 1.5 by 1.1; 1.59 by 1.11; 1.62 by 1.14; 1.66 by 1.12; 1.68 by 1.13.

2. Philippine Is., May (*E. L. Moseley*). Crowley Bequest.
3. Marinduque, Philippine Is. Steere Coll.

### *Corvus pusillus*, Tweedl.

(Plate XXI. fig. 2.)

*Corvus pusillus*, Tweedl. *P. Z. S.* 1878, p. 622; *Ogilvie-Grant & Whitehead, Ibis*, 1898, p. 234, pl. vi. fig. 5; *McGregor, Man. Philipp. B.* ii. p. 723 (1909); *Sharpe, Hand l. v.* p. 595 (1909).

An egg of the Small Philippine Crow is of an ovate shape, slightly rounded at the smaller end. The ground is greenish-white, minutely spotted and marked all over the surface with umber-brown, yellowish-brown, and pale lavender. It measures 1.48 by 1.03.

The specimen here described was taken by Steere from the oviduct of a female example of *C. pusillus*.

1. Mindoro, Philippine Is., June. J. B. Steere, Esq. [C.]

### *Corvus torquatus*, Linn.

*Corvus torquatus*, *Swinhoe, Ibis*, 1867, p. 411; *Sharpe, Cat. Birds B. M.* iii. p. 21 (1877); *La Touche, Ibis*, 1892, p. 430; *Sharpe, Hand-l. v.* p. 596 (1909); *Nehrk. Kat. Eiersamml.* p. 358 (1910).

Most of the eggs of the Chinese Parson-Crow are inseparable from those of *C. corax*, and display great variety in colour and markings; but certain types, with the pale green ground-colour almost or entirely obscured by the confluent dark olive-brown markings, resemble those of *C. cornix* described below. They vary in size from 1.52 to 1.89 in length, and from 1.06 to 1.25 in breadth.

- |                                       |                          |
|---------------------------------------|--------------------------|
| 2. Amoy, China ( <i>R. Swinhoe</i> ). | Seebohm Coll.            |
| 1. Foochow, China, Jan.               | C. B. Rickett, Esq. [P.] |
| 4. Foochow, 26th Jan.                 | C. B. Rickett, Esq. [P.] |
| 3. Foochow, 8th Feb.                  | C. B. Rickett, Esq. [P.] |
| 5. Foochow, 21st Feb.                 | C. B. Rickett, Esq. [P.] |
| 3. Foochow, 23rd Feb.                 | C. B. Rickett, Esq. [P.] |
| 3. Foochow, 24th Feb.                 | C. B. Rickett, Esq. [P.] |
| 3. Foochow, 28th Feb.                 | C. B. Rickett, Esq. [P.] |
| 4. Foochow, 5th March.                | C. B. Rickett, Esq. [P.] |
| 3. Foochow, 11th March.               | C. B. Rickett, Esq. [P.] |
| 2. Foochow, 11th March.               | C. B. Rickett, Esq. [P.] |
| 2. Foochow, 28th March.               | C. B. Rickett, Esq. [P.] |

**Corvus scapulatus, Daud.**

- Corvus scapulatus*, *Thien. Fortpflanz. ges. Vög.* tab. xxxix. fig. 3, a-c (1845-54); *Sharpe, ed. Layard, Birds S. Africa*, p. 416 (1875-84); *Sharpe, Cat. Birds B. M.* iii. p. 22 (1877); *Cowan, Proc. R. Phys. Soc. Edinb.* vii. p. 149 (1882); *Milne-Edwards & Grandidier, Hist. Nat. Madag., Ois.* p. 444, pl. 304. fig. 6 (1885); *Nehrk. Kat. Eiersamml.* p. 13 (1899), p. 358 (1910); *Stark, Fauna S. Afr., Birds*, i. p. 12 (1900); *Reich. Vög. Afr.* ii. p. 634 (1903), *Sharpe, Hand-l.* v. p. 596 (1909).
- Corvus albus*, *Shelley, Birds Afr.* v. p. 144 (1906).

The eggs of the White-bellied Crow resemble those of *C. corax* and *C. cornix*, but are, as a rule, like those of the Common Indian House-Crow (*C. splendens*) described below, less boldly marked, with the ground-colour bluer and brighter. Specimens measure from 1.5 to 1.77 in length, and from 1.1 to 1.22 in breadth.

- |   |                            |
|---|----------------------------|
| 2. Fashoda, White Nile, 8th April.  | R. McD. Hawker, Esq. [P.]. |
| 1. Potchefstroom, Transvaal, Oct.<br>( <i>T. Ayres: Tristram Coll.</i> ). | Crowley Bequest.           |
| 2. S. Africa.   | Gould Coll.                |
| 1. S. Africa.   | E. L. Layard, Esq. [P.].   |
| 1. Cape Colony ( <i>E. L. Layard:<br/>Tristram Coll.</i> ).               | Crowley Bequest.           |
| 1. Madagascar.  | Crowley Bequest.           |
| 9. Betsileo, Madagascar.  | Rev. W. Deans Cowan [P.].  |
| 1. Marosiky, E. Madagascar, 10th<br>Nov. ( <i>W. D. C.</i> ).             | Crowley Bequest.           |

**Corvus cornix, Linn.**

- Corvus cornix*, *Thien. Fortpflanz. ges. Vög.* tab. xl. fig. 1, a-g (1845-54); *Baedecker, Eier Eur. Vög.* tab. 34. fig. 2 (1855-63); *Hewitson, Eggs of Brit. Birds*, i. p. 224, pl. lviii. fig. ii (1856); *Shelley, Birds Egypt*, p. 159 (1872); *Dresser, Birds Eur.* iv. p. 543 (1874); *Seebohm, Ibis*, 1878. p. 328; *id.*, *Brit. Birds*, i. p. 544, pl. 16 (1883); *Whitehead, Ibis*, 1885, p. 38; *Seebohm, Eggs of Brit. Birds*, p. 225, pl. 55. fig. 5 (1896); *Newton, Ootheca Wolleyana*, pt. ii. p. 506 (1902); *Dresser, Man. Pal. Birds*, i. p. 421 (1902); *Rey, Eier Vög. Mitteleurop.* i. p. 360 (1904), pl. 50. figs. 1-7 (1900); *Jourd. Eggs Europ. Birds*, i. p. 5, pl. ii. figs. 1-7 (1906); *Dresser, Eggs Birds Europe*, pts. xiii. & xiv. p. 432, and pts. xi. & xii. pl. 2. figs. 1-6 (1908); *Sharpe, Hand-l.* v. p. 596 (1909); *Nehrk. Kat. Eiersamml.* p. 358 (1910).
- Corone cornix*, *Sharpe, Cat. Birds B. M.* iii. p. 31 (1877).
- Corvus cornix cornix*, *Hartert, Vög. pal. Faun.* i. p. 9 (1903).

The eggs of the Hooded Crow resemble those of *C. corax* so closely as to require no separate description. Some specimens, however, are greenish-blue, almost spotless, and precisely similar eggs are not to be found among those of *C. corax* in the Collection. They vary from 1.5 to 1.8 in length, and from 1.1 to 1.28 in breadth.

- |  |               |
|--|---------------|
| 3. Faröe Islands ( <i>H. C. Müller:<br/>Hargitt Coll.</i> ). | Seebohm Coll. |
| 4. Faröe Islands ( <i>H. C. M.: Har-<br/>gitt Coll.</i> ).   | Seebohm Coll. |

- |  |                                     |
|--|-------------------------------------|
| 5. Farøe Islands ( <i>H. C. M.: Hargitt Coll.</i> ).                       | Seebohm Coll.                       |
| 3. Farøe Islands ( <i>H. C. M.: Hargitt Coll.</i> ).                       | Seebohm Coll.                       |
| 2. Farøe Islands ( <i>H. C. M.: Hargitt Coll.</i> ).                       | Seebohm Coll.                       |
| 3. Farøe Islands ( <i>H. C. M.: Hargitt Coll.</i> ).                       | Seebohm Coll.                       |
| 3. Farøe Islands, 10th May ( <i>H. C. M.: Hargitt Coll.</i> ).             | Seebohm Coll.                       |
| 6. Farøe Islands, 10th May ( <i>H. C. M.: Hargitt Coll.</i> ).             | Seebohm Coll.                       |
| 4. Farøe Islands, 12th May ( <i>H. C. M.: Hargitt Coll.</i> ).             | Seebohm Coll.                       |
| 3. Farøe Islands, 12th May ( <i>H. C. M.: Hargitt Coll.</i> ).             | Seebohm Coll.                       |
| 4. Farøe Islands, 14th May ( <i>H. C. M.: Hargitt Coll.</i> ).             | Seebohm Coll.                       |
| 5. Farøe Islands, 15th May ( <i>H. C. M.: Hargitt Coll.</i> ).             | Seebohm Coll.                       |
| 5. Farøe Islands, 15th May ( <i>H. C. M.: Hargitt Coll.</i> ).             | Seebohm Coll.                       |
| 3. Farøe Islands, 20th May ( <i>H. C. M.: Hargitt Coll.</i> ).             | Seebohm Coll.                       |
| 4. Farøe Islands, 24th May ( <i>H. C. M.: Hargitt Coll.</i> ).             | Seebohm Coll.                       |
| 5. Farøe Islands, 24th May ( <i>H. C. M.: Hargitt Coll.</i> ).             | Seebohm Coll.                       |
| 4. Shetland Is. ( <i>Johnson</i> ).  | Crowley Bequest.                    |
| 5. Bressay, Shetland Is., 20th May.  | W. Radcliffe Saunders, Esq.<br>[P.] |
| 5. Hebrides, 30th May ( <i>R. W. Culvert</i> ).                            | W. Radcliffe Saunders, Esq.<br>[P.] |
| 4. Uist, Hebrides, 22nd April.   | W. Radcliffe Saunders, Esq.<br>[P.] |
| 6. Uist.   | Salvin-Godman Coll.                 |
| 2. Sutherlandshire, 12th May ( <i>J. A. Harvie-Brown: Hargitt Coll.</i> ). | Seebohm Coll.                       |
| 6. Ross-shire, 2nd May ( <i>Hargitt Coll.</i> ).                           | Seebohm Coll.                       |
| 5. Balmacara, Ross-shire ( <i>Hargitt Coll.</i> ).                         | Seebohm Coll.                       |
| 3. Balmacara, 29th April ( <i>Hargitt Coll.</i> ).                         | Seebohm Coll.                       |
| 3. Glen Shiel, Ross-shire ( <i>Hargitt Coll.</i> ).                        | Seebohm Coll.                       |
| 3. Loch Luichart, Ross-shire, 7th May ( <i>Hargitt Coll.</i> ).            | Seebohm Coll.                       |
| 2. Loch Luichart, 20th April ( <i>Hargitt Coll.</i> ).                     | Seebohm Coll.                       |
| 4. Dorisduan, Loch Alsh, Ross-shire, 23rd April ( <i>Hargitt Coll.</i> ).  | Seebohm Coll.                       |
| 4. Dorisduan, 7th June ( <i>Hargitt Coll.</i> ).                           | Seebohm Coll.                       |
| 3. Dorisduan, 7th June ( <i>Hargitt Coll.</i> ).                           | Seebohm Coll.                       |
| 3. Corrie, Ross-shire ( <i>Hargitt Coll.</i> ).                            | Seebohm Coll.                       |

- |   |                                   |
|---|-----------------------------------|
| 5. Corrie ( <i>Hargitt Coll.</i> ).                                     | Seebohm Coll.                     |
| 6. Knockie, Inverness-shire ( <i>Hargitt Coll.</i> ).                   | Seebohm Coll.                     |
| 3. Knockie, 15th April ( <i>Hargitt Coll.</i> ).                        | Seebohm Coll.                     |
| 4. I. of Islay, Hebrides ( <i>H. Saunders</i> ).                        | Seebohm Coll.                     |
| 3. I. of Arran, May ( <i>Martin Barry</i> ).                            | Crowley Bequest.                  |
| 1. Rathlin Island, Ireland, April.                                      | Seebohm Coll.                     |
| 6. Co. Waterford, 8th April ( <i>R. J. Ussher</i> ).                    | Seebohm Coll.                     |
| 5. Co. Waterford, 9th April ( <i>R. J. U.</i> ).                        | Seebohm Coll.                     |
| 4. Co. Waterford, 10th April ( <i>R. J. U.</i> ).                       | Seebohm Coll.                     |
| 4. Co. Waterford, 26th April ( <i>R. J. U.</i> ).                       | Seebohm Coll.                     |
| 4. Co. Waterford, 1st to 6th May ( <i>R. J. U.</i> ).                   | Seebohm Coll.                     |
| 4. Lapland ( <i>R. Duff</i> ).  | Crowley Bequest.                  |
| 2. Norway, April.   | Salvin-Godman Coll.               |
| 3. Bodö, N. Norway ( <i>Tristram Coll.</i> ).                           | Crowley Bequest.                  |
| 1. Christiansund, Norway, May.  | B. Hanson [P.].                   |
| 3. Christiansund, May.  | B. Hanson [P.].                   |
| 4. Smölen Islands, Norway, May.   | A. Rosbach, Esq. [P.].            |
| 3. Skarrholmen, Norway, 28th May.                                       | Dr. R. Bowdler Sharpe [P.].       |
| 4. Dorpat, Baltic Provs., April ( <i>Russow</i> ).                      | Seebohm Coll.                     |
| 5. Pomerania ( <i>T. Holland</i> ).                                     | Seebohm Coll.                     |
| 3. Pomerania ( <i>T. H.</i> ).  | Seebohm Coll.                     |
| 4. Spandau, Brandenburg, April.   | W. Radcliffe Saunders, Esq. [P.]. |
| 3. South Spain, 17th May (with one egg of <i>Coccytes glandarius</i> ). | W. Radcliffe Saunders, Esq. [P.]. |
| 4. Szigetesép, Hungary, 4th May ( <i>W. R. S.</i> ).                    | W. Radcliffe Saunders, Esq. [P.]. |
| 4. Egypt ( <i>G. E. Shelley</i> ).                                      | Seebohm Coll.                     |
| 4. Cairo, March.  | E. Cavendish Taylor Bequest.      |
| 5. Abnormal eggs.   | W. Radcliffe Saunders, Esq. [P.]. |

### *Corvus sardonius*, *Kleinschm.*

*Corvus sardonius*, *Kleinschm. Orn. Monatsb.* xi. p. 92 (1903); *Sharpe, Hand-l.* v. p. 596 (1909).

*Corvus cornix sardonius*, *Hartert, Vög. pal. Faun.* i. p. 10 (1903); *Jourdain, Ibis*, 1911, p. 196.

Eggs of the Sardinian Hooded Crow are indistinguishable from those of *C. cornix*.

- |                         |                          |
|-------------------------|--------------------------|
| 4. Corsica, 28th April. | J. Whitehead, Esq. [C.]. |
|-------------------------|--------------------------|

### *Corvus sharpii*, *Oates*.

*Corvus sharpii*, *Oates, Fauna Brit. Ind., Birds*, i. p. 20 (1889); *Sharpe, Hand-l.* v. p. 597 (1909); *Nehrk. Kat. Eiersamml.* p. 358 (1910).

*Corvus cornix sharpii*, *Hartert, Vög. pal. Faun.* i. p. 10 (1903); *Witherby, Ibis*, 1907, p. 105; 1912, p. 515.

Eggs of the Siberian Hooded Crow are indistinguishable from those of *C. cornix*.

1. Yenesei R., Lat. 66½° N., 21st May Seebohm Coll.  
(*H. Seebohm*).
4. Mal Amir, South Persia, 6500 ft., Col. A. C. Bailward [P].  
15th April (*R. B. Wootman*).

### *Corvus capellanus*, *Sclater*.

- Corone capellana*, *Sharpe*, *Cat. Birds B. M.* iii. p. 32 (1877); *id.*, *Ibis*, 1886, p. 477.  
*Corvus capellanus*, *Oates*, *Fauna Brit. Ind., Birds*, i. p. 20 (1889); *Sharpe*, *Hand-l.* v. p. 597 (1909); *Nehrk. Kat. Eiersamml.* p. 358 (1910).  
*Corvus cornix capellanus*, *Hartert*, *Vög. pal. Faun.* i. p. 11 (1903); *Jourdain*, *Eggs Europ. Birds*, i. p. 8 (1906).

The eggs of the Persian Hooded Crow very closely resemble those of *C. cornix*. They measure from 1·6 to 1·8 in length, and from 1·1 to 1·15 in breadth.

5. Fao, Persian Gulf. W. D. Cumming, Esq. [P].
5. Fao, 26th Feb. W. D. Cumming, Esq. [P].
4. Fao, 27th March. W. D. Cumming, Esq. [P].

### *Corvus corone*, *Linn.*

(Plate XXI. fig. 8.)

- Corvus corone*, *Thien. Fortpflanz. ges. Vög.* tab. xl. fig. 1, a-g (1845-54); *Baedecker*, *Eier Eur. Vög.* tab. 34. fig. 1 (1855-63); *Hewitson*, *Eggs of Brit. Birds*, i. p. 222, pl. lviii. fig. i (1856); *Saunders*, *Ibis*, 1871, p. 221; *Dresser*, *Birds Eur.* iv. p. 531 (1875); *Seebohm*, *Brit. Birds*, i. p. 539, pl. 16 (1883); *id.*, *Eggs of Brit. Birds*, p. 224, pl. 55. figs. 10 & 12 (1896); *Newton*, *Ootheca Wolleyana*, pt. ii. p. 506 (1902); *Dresser*, *Man. Pal. Birds*, i. p. 421 (1902); *Rey*, *Eier Vög. Mitteleurop.* i. p. 358 (1904), pl. 51. figs. 1-10 (1900); *Jourd. Eggs Europ. Birds*, i. p. 8, pl. 3. figs. 1-10 (1906); *Dresser Eggs Birds Europ.* pts. xiii. & xiv. p. 430, and pts. xi. & xii. pl. 4 figs. 7-12 (1908); *Sharpe*, *Hand-l.* v. p. 597 (1909); *Nehrk. Kat. Eiersamml.* p. 358 (1910).

*Corone corone*, *Sharpe*, *Cat. Birds B. M.* iii. p. 36 (1877).

*Corvus corone corone*, *Hartert*, *Vög. pal. Faun.* i. p. 11 (1903).

The eggs of the Carrion Crow are not separable by any character from those of the *C. cornix*.

4. Lanarkshire, 19th April (*J. Harkness*) W. Radcliffe Saunders, Esq. [P].
3. Castle Eden, Durham (*Tristram Coll.*) Crowley Bequest.
1. Castle Eden, April (*H. B. Tristram*). Crowley Bequest.
4. York, 16th April (*F. Potter*). W. Radcliffe Saunders, Esq. [P].
7. Near York (*Hargitt Coll.*) Seebohm Coll.

- |  |                                     |
|--|-------------------------------------|
| 4. Near York ( <i>Hargitt Coll.</i> ).                             | Seebohm Coll.                       |
| 4. Cumberland ( <i>A. W. Johnson</i> ).                            | Seebohm Coll.                       |
| 4. Stanmore, Middlesex, 20th April.                                | W. Radcliffe Saunders, Esq.<br>[P.] |
| 4. Preston, Middlesex, 17th April<br>( <i>H. Booth</i> ).          | W. Radcliffe Saunders, Esq.<br>[P.] |
| 5. Alton, Hants.   | Crowley Bequest.                    |
| 5. Alton.  | Crowley Bequest.                    |
| 5. Alton, May.   | Crowley Bequest.                    |
| 3. Kingsbury, Somersetshire, 18th<br>April ( <i>H. Saunders</i> ). | Seebohm Coll.                       |
| 4. Haddenham, Bucks, 23rd May.                                     | Salvin-Godman Coll.                 |
| 3. Duckworth Wood, Finchley.                                       | Salvin-Godman Coll.                 |
| 3. Finchley ( <i>O. Salvin</i> ).                                  | Salvin-Godman Coll.                 |
| 6. Valkenswaard, Holland, 21st May<br>( <i>H. Seebohm</i> ).       | Seebohm Coll.                       |
| 3. Valkenswaard, 21st May ( <i>H. S.</i> ).                        | Seebohm Coll.                       |
| 3. Valkenswaard, 21st May ( <i>H. S.</i> ).                        | Seebohm Coll.                       |
| 4. Valkenswaard, 21st May ( <i>H. S.</i> ).                        | Seebohm Coll.                       |
| 4. Valkenswaard, 21st May ( <i>H. S.</i> ).                        | Seebohm Coll.                       |
| 3. Valkenswaard, 21st May ( <i>H. S.</i> ).                        | Seebohm Coll.                       |
| 3. Brunswick, 25th April ( <i>A. Nehr-<br/>korn</i> ).             | Seebohm Coll.                       |
| 4. Hessen, 15th May.   | W. Radcliffe Saunders, Esq.<br>[P.] |
| 1. Mark Brandenburg, 10th April.                                   | Thomas Parkin, Esq. [P.]            |
| 4. Alora, Malaga, Spain, April ( <i>II.<br/>Saunders</i> ).        | Seebohm Coll.                       |

### *Corvus orientalis*, *Eversm.*

- Corvus orientalis*, *Eversm. Add. Pall. Zoogr. fasc. ii. p. 7* (1841); *Sharpe, Hand-l. v. p. 597* (1909); *Nehrk. Kat. Eiersamml. p. 359* (1910).  
*Corvus corone orientalis*, *Hartert, Vög. pal. Faun. i. p. 12* (1903).  
*Corvus corone*, *Oates, Fauna Brit. Ind., Birds, i. p. 16* (1889); *Oates, ed. Hume, Nests & Eggs Ind. Birds, i. p. 4* (1889); *Whitehead, J. Bomb. N. H. Soc. xx. p. 176* (1910).

Eggs of the Eastern Carrion Crow do not differ from those of *C. corone*.

- |  |                                     |
|--|-------------------------------------|
| 1. Kashmir, 30th May ( <i>W. E. Brooks</i> ).          | Hume Coll.                          |
| 5. Kurram Valley, 5800 ft., N.W.<br>India, 19th April. | Capt. C. H. T. Whitehead<br>[P.]    |
| 4. Hayama, Iondo, Japan, 25th April.                   | W. Radcliffe Saunders, Esq.<br>[P.] |

### *Corvus caurinus*, *Baird.*

- Corone caurina*, *Sharpe, Cat. Birds B. M. iii. p. 36* (1877).  
*Corvus caurinus*, *Lord, Pr. R. A. Inst. Woolwich, iv. p. 339* (1865);  
*Bendire, Life-Hist. N. Amer. Birds, ii. p. 414, pl. iv. fig. 15* (1895);  
*Bowles, Condor, ii. p. 84* (1900); *Sharpe, Hand-l. v. p. 597* (1909);  
*Nehrk. Kat. Eiersamml. p. 359* (1910).  
*Corvus americanus caurinus*, *Ridgw. Birds North & Middle Amer. iii. p. 272* (1904).



Five eggs of the North-west Crow are similar to those of *C. corone* but smaller. They measure respectively: 1.63 by 1.12; 1.63 by 1.11; 1.62 by 1.17; 1.6 by 1.16; 1.58 by 1.12.

- |                      |                        |
|----------------------|------------------------|
| 3. British Columbia. | J. K. Lord, Esq. [P.]. |
| 2. Idaho, U.S.A.     | Crowley Bequest.       |

### Corvus ossifragus, Wilson.

*Coloëus ossifragus*, Sharpe, *Cat. Birds B. M.* iii. p. 29 (1877).

*Corvus ossifragus*, Bendire, *Life-Hist. N. Amer. Birds*, ii. p. 415, pl. iv. figs. 16, 17 (1895); *Ridgw. Birds North & Middle Amer.* iii. p. 273 (1904); *Sharpe, Hand-l.* v. p. 597 (1909); *Nehr. Kat. Eiersamml.* p. 359 (1910).

Eggs of the Fish-Crow resemble those of *C. corone*, but are smaller. They vary in length from 1.55 to 1.59, and in breadth from 1.04 to 1.11.

- |   |                                     |
|---|-------------------------------------|
| 1. North America ( <i>Smiths. Inst.</i> ).                      | Salvin-Godman Coll.                 |
| 5. Hog Island, Virginia, 22nd May<br>( <i>W. E. D. Scott</i> ). | Princeton University, N.J.<br>[E.]. |
| 1. Georgia ( <i>T. M. Brewer</i> ).                             | Crowley Bequest.                    |

### Corvus splendens, Vieill.

*Corvus splendens*, Layard, *Ann. Mag. N. H.* 2nd ser. xiii. p. 214 (1854); *Beavan, P. Z. S.* 1864, p. 376; *Oates, Fauna Brit. Ind., Birds*, i. p. 20 (1889); *Oates, ed. Hume, Nests & Eggs Ind. Birds*, i. p. 8 (1889); *Sharpe, Hand-l.* v. p. 597 (1909); *Nehr. Kat. Eiersamml.* p. 359 (1910).

*Corone splendens*, Sharpe, *Cat. Birds B. M.* iii. p. 33 (1877); *Legge, Birds Ceylon*, ii. p. 349 (1879).

Eggs of the Indian House-Crow resemble those of *C. corax*, *C. cornix*, and *C. macrorhynchus*, and can only be separated from them by their smaller size. Generally, however, the markings are less bold and the ground-colour is bluer and brighter than in the eggs of the above-mentioned birds. They measure from 1.2 to 1.65 in length, and from .96 to 1.15 in breadth.

- |  |                                      |
|--|--------------------------------------|
| 1. India.  | Crowley Bequest.                     |
| 7. Sind.   | Gould Coll.                          |
| 3. Sambhur, Rajputana, 28th June<br>( <i>R. M. Adam</i> ). | Hume Coll.                           |
| 2. Sambhur, 12th July ( <i>R. M. A.</i> ).                 | Hume Coll.                           |
| 2. Delhi, 4th June ( <i>C. T. Bingham</i> ).               | Hume Coll.                           |
| 1. Delhi, 12th June ( <i>C. T. B.</i> ).                   | Hume Coll.                           |
| 1. Agra, 19th June.  | W. Radcliffe Saunders, Esq.<br>[P.]. |
| 1. Agra, 21st June.  | W. Radcliffe Saunders, Esq.<br>[P.]. |
| 2. Agra, 16th June.  | Hume Coll.                           |
| 1. Agra, 17th June.  | Hume Coll.                           |
| 5. Agra, 18th June.  | Hume Coll.                           |

- |   |                     |
|---|---------------------|
| 68. Agra, 19th June.  | Hume Coll.          |
| 63. Agra, 21st June.  | Hume Coll.          |
| 2. Agra, 22nd June.   | Hume Coll.          |
| 1. Agra, 24th July.   | Hume Coll.          |
| 2. Agra, 27th July.   | Hume Coll.          |
| 1. Agra, July.  | Hume Coll.          |
| 3. Bareilly, 4th June.  | Hume Coll.          |
| 1. Bareilly, 6th June.  | Hume Coll.          |
| 1. Bareilly, 9th June.  | Hume Coll.          |
| 2. Bareilly, 10th June.   | Hume Coll.          |
| 3. Bareilly, 12th June.   | Hume Coll.          |
| 1. Bareilly, 13th June.   | Hume Coll.          |
| 1. Bareilly, 14th June.   | Hume Coll.          |
| 2. Bareilly, 15th June.   | Hume Coll.          |
| 2. Bareilly, 16th June.   | Hume Coll.          |
| 5. Bareilly, 19th June.   | Hume Coll.          |
| 2. Bareilly, 19th June.   | Hume Coll.          |
| 2. Bareilly, 20th June.   | Hume Coll.          |
| 3. Bareilly, 22nd June.   | Hume Coll.          |
| 2. Bareilly, 23rd June.   | Hume Coll.          |
| 1. Bareilly, 24th June.   | Hume Coll.          |
| 2. Oudh Terai, 28th April.                                      | Hume Coll.          |
| 1. Oudh Terai, 15th May.  | Hume Coll.          |
| 1. Jhansi, 13th June.   | Hume Coll.          |
| 16. Allahabad.  | Hume Coll.          |
| 3. Allahabad, 18th June.  | Hume Coll.          |
| 3. Allahabad, 10th July.  | Hume Coll.          |
| 1. Allahabad, 22nd July.  | Hume Coll.          |
| 2. Mirzapur, 18th June ( <i>W. E. Brooks: Tristram Coll.</i> ). | Crowley Bequest.    |
| 3. Bengal ( <i>W. Theobald: Tristram Coll.</i> ).               | Crowley Bequest.    |
| 6. Monghyr.   | Prof. Oldham [P.].  |
| 2. Barrackpur ( <i>R. C. Beavan</i> ).                          | Salvin-Godman Coll. |
| 1. Ceylon ( <i>E. L. Layard</i> ).                              | Salvin-Godman Coll. |

### *Corvus insolens*, Hume.

*Corvus insolens*, Sharpe, *Cat. Birds B. M.* iii. p. 34 (1877).

*Corvus insolens*, Oates, *Fauna Brit. Ind., Birds*, i. p. 21 (1889); Oates, ed. Hume, *Nests & Eggs Ind. Birds*, i. p. 12 (1889); Sharpe, *Hand-l.* v. p. 598 (1909); *Nehr. Kat. Eiersumm.* p. 359 (1910).

Eggs of the Burmese House-Crow require no separate description. They are not distinguishable from the eggs of *C. splendens*.

- |   |                                   |
|---|-----------------------------------|
| 1. Akyab, Arakan, 22nd March ( <i>E. R. Shopland</i> ). | W. Radcliffe Saunders, Esq. [P.]. |
| 1. Pegu, 1st March ( <i>E. W. Oates</i> ).              | Oates Coll.                       |
| 2. Pegu, 15th March ( <i>E. W. O.</i> ).                | Hume Coll.                        |
| 1. Pegu, 27th March ( <i>E. W. O.</i> ).                | Seebohm Coll.                     |
| 1. Pegu, 27th March ( <i>E. W. O.</i> ).                | Oates Coll.                       |
| 1. Pegu, 31st March ( <i>E. W. O.</i> ).                | Oates Coll.                       |
| 1. Pegu, 4th April ( <i>E. W. O.</i> ).                 | Oates Coll.                       |
| 1. Pegu, 10th April ( <i>E. W. O.</i> ).                | Hume Coll.                        |
| 2. Pegu, 15th April ( <i>E. W. O.</i> ).                | Oates Coll.                       |
| 7. Tavoy, 12th March ( <i>W. Davison</i> ).             | Hume Coll.                        |

**Corvus brachyrhynchus.** *Brehm.*

- Corvus brachyrhynchus*, *Brehm, Beitr. zur Vögelkunde*, ii. p. 56 (1822).  
*Corvus americanus*, *Blakiston, Ibis*, 1862, p. 7; *Baird, Brewer & Ridgw. N. Amer. Birds*, ii. p. 243 (1874); *Reid, Bull. U. S. Nat. Mus.* no. 25, p. 204 (1884); *Bishop, Auk*, 1889, p. 147; *MacFarlane, P. U. S. Nat. Mus.* xiv. p. 439 (1891); *Bendire, Life-Hist. N. Amer. Birds*, ii. p. 405, pl. iv. figs. 8-12, pl. v. figs. 21 & 22 (1895).  
*Corvus americana*, *Sharpe, Cat. Birds B. M.* iii. p. 34 (1877).  
*Corvus americanus americanus*, *Ridgw. Birds North & Middle Amer.* iii. p. 267 (1904).  
*Corvus brachyrhynchus brachyrhynchus*, *Ridgw. t. c.* p. 746.  
*Corvus brachyrhynchus*, *Sharpe, Hand-l.* v. p. 598 (1909); *Nehrck. Kat. Eiersamml.* p. 359 (1910).

The eggs of the Common American Crow are of the same character as those of *C. corax* and *C. cornic.* Examples measure from 1.54 to 1.85 in length, and from 1.09 to 1.19 in breadth.

- |   |                                   |
|---|-----------------------------------|
| 3. N. America ( <i>D. G. Elliot: Tristram Coll.</i> ).          | Crowley Bequest.                  |
| 3. Saskatchewan ( <i>Field Coll.</i> ).                         | Crowley Bequest.                  |
| 2. Saskatchewan, 7th May ( <i>Field Coll.</i> ).                | Crowley Bequest.                  |
| 1. Saskatchewan.  | Mons. Bourgeau [C.].              |
| 1. Carlton, Canada, 25th May ( <i>T. W. Blakiston</i> ).        | Salvin-Godman Coll.               |
| 2. Lake Winnipeg.   | Salvin-Godman Coll.               |
| 4. Massachusetts.   | Salvin-Godman Coll.               |
| 1. New York, 16th April.  | W. Radcliffe Saunders, Esq. [P.]. |
| 4. Ithaca, New York, 20th April.                                | Princeton University, N.J. [E.].  |
| 3. Ithaca, 20th April.  | Princeton University, N.J. [E.].  |
| 4. Princeton, New Jersey, 22nd April ( <i>W. E. D. Scott</i> ). | Princeton University, N.J. [E.].  |
| 5. Fulton, Illinois, 5th April ( <i>W. S. Strode</i> ).         | W. Radcliffe Saunders, Esq. [P.]. |
| 3. Bermuda, 27th April.   | Capt. Savile G. Reid [C.].        |

**Corvus pascuus,** *Coues.*

- Corvus floridana*, *Baird; Sharpe, Cat. Birds B. M.* iii. p. 35 (1877).  
*Corvus americanus floridanus*, *Bendire, Life-Hist. N. Amer. Birds*, ii. p. 413, pl. iv. figs. 13, 14 (1895).  
*Corvus americanus pascuus*, *Ridgw. Birds North & Middle Amer.* iii. p. 269 (1904).  
*Corvus brachyrhynchus pascuus*, *Ridgw. t. c.* p. 746 (1904).  
*Corvus pascuus*, *Sharpe, Hand-l.* v. p. 598 (1909); *Nehrck. Kat. Eiersamml.* p. 359 (1910).

Three eggs of the Florida Crow resemble those of *C. brachyrhynchus*.

- |                             |                                   |
|-----------------------------|-----------------------------------|
| 3. Tampa, Florida, 4th May. | W. Radcliffe Saunders, Esq. [P.]. |
|-----------------------------|-----------------------------------|

**Corvus hesperis, Ridgw.**

(Plate XXI. figs. 1 &amp; 3.)

- Corvus* (*americanus* var.) *caurinus*, Cooper (*nec Baird*) *P. Cal. Acad. Sci.* vi. p. 197 (1876),  
*Corvus americanus*, Bendire, *Life-Hist. N. Amer. Birds*, ii. p. 405 (1895) [part.]; Cooke, *Birds Colorado*, p. 92 (1897).  
*Corvus americanus hesperis*, Ridgw. *Birds North & Middle Amer.* iii. p. 270 (1904).  
*Corvus brachyrhynchos hesperis*, Ridgw. *t. c.* p. 746 (1904).  
*Corvus hesperis*, Sharpe, *Hand-l.* v. p. 598 (1909).

Four eggs of the Western Crow resemble those of *C. brachyrhynchus*.

4. San Diego, California, 1st May W. Radcliffe Saunders, Esq.  
 (D. P. Williams). [P.]

**Genus CORVULTUR, Lesson.****Corvultur albicollis (Lath.).**

- Corvultur albicollis*, Thien. *Fortpflanz. ges. Vög.* tab. xxxix. fig. 4, a, b (1845-54); Sharpe, *Cat. Birds B. M.* iii. p. 24 (1877); Sharpe, ed. Layard, *Birds S. Afr.* p. 417 (1875-84); Stark, *Fauna S. Afr., Birds*, i. p. 10 (1900); Reick. *Vög. Afr.* ii. p. 640 (1903); Shelley, *Birds Afr.* v. p. 134 (1906); Sharpe, *Hand-l.* v. p. 599 (1909); Nehrke. *Kat. Eiersamml.* p. 359 (1910).

An egg of the White-necked Raven is much like those of *C. corax*. It is of a rather broad oval shape slightly constricted towards the smaller end, and without gloss. The ground is pale greenish-white, spotted all over and blotched about the broad end with two shades of umber-brown. It measures 2.02 by 1.45.

1. Pondoland, S. Africa. Crowley Bequest.

**Genus COLÆUS, Kaup.****Colæus monedula (Linn.).**

- Corvus monedula*, Thien. *Fortpflanz. ges. Vög.* tab. xl. fig. 4, a-d (1845-54); Baedeker, *Eier Eur. Vög.* tab. 28. fig. 4 (1855-63); Hewitson, *Eggs of Brit. Birds*, i. p. 232, pl. ix. fig. ii (1856); Dresser, *Birds Eur.* iv. p. 523 (1875); Seebohm, *Brit. Birds*, i. p. 556, pl. 16 (1883); *id.*, *Eggs of Brit. Birds*, p. 226, pl. 55. fig. 8 (1896); Newton, *Ootheca Wollayana*, pt. ii. p. 499 (1902); Dresser, *Man. Pal. Birds*, i. p. 419 (1902); *id.*, *Eggs Birds Europ.* pts. xiii. & xiv. p. 429, pts. xi. & xii. pl. 2. figs. 1-2 (1908).  
*Monedula turrium*, Loche, *Expl. Sci. Algèr., Ois.* i. p. 114 (1867).  
*Colæus monedula*, Sharpe, *Cat. Birds B. M.* iii. p. 26 (1877); *id.*, *Hand-l.* v. p. 599 (1909); Nehrke. *Kat. Eiersamml.* p. 359 (1910).  
*Colæus monedula monedula*, Hartert, *Vög. pal. Faun.* i. p. 15 (1903); *Jourl. Eggs Europ. Birds*, i. p. 16 (1906).  
*Colæus monedula spermologus*, Hartert, *t. c.* p. 16 (1903); *Jourl. t. c.* p. 14, pl. v. figs. 7-14 (1906).

*Lycos monedula*, *Rey, Eier Vög. Mitteleurop.* p. 363 (1904), pl. 47. figs. 7-14 (1900).

*Colæus spermologus*, *Sharpe, Hand-l.* v. p. 599 (1909).

The eggs of the Jaekdaw vary from a narrow to a broad oval shape and exhibit a considerable amount of gloss. The ground-colour ranges from bluish-white to pale bluish-green and the eggs are marked with dark greenish-brown, umber-brown or blackish-brown and underlying lavender. The markings on some specimens consist entirely of spots and specks; in others of spots and bold blotches. They are generally evenly distributed over the shell, but in a small proportion they are somewhat more dense at the broad end than elsewhere. Two examples in the Collection are bluish-white, marked with merely a few blotches of pale lavender. Specimens measure from 1.28 to 1.6 in length, and from .91 to 1.08 in breadth.

- |  |                                   |
|--|-----------------------------------|
| 2. Dochfour, Inverness ( <i>Hargitt Coll.</i> ).           | Seebohm Coll.                     |
| 9. Cumberland ( <i>Heysham</i> ).                          | Gould Coll.                       |
| 6. Sherwood Forest, Notts, 7th May ( <i>H. S.</i> ).       | Seebohm Coll.                     |
| 2. Sherwood Forest ( <i>H. S.</i> ).                       | Seebohm Coll.                     |
| 5. Sherwood Forest, 7th May ( <i>H. S.</i> ).              | Seebohm Coll.                     |
| 5. Sherwood Forest, 7th May ( <i>H. S.</i> ).              | Seebohm Coll.                     |
| 5. Sherwood Forest, 7th May ( <i>H. S.</i> ).              | Seebohm Coll.                     |
| 6. Sherwood Forest, 17th May ( <i>H. S.</i> ).             | Seebohm Coll.                     |
| 5. Cambridge.  | Salvin-Godman Coll.               |
| 4. King's Chapel, Cambridge.                               | Salvin-Godman Coll.               |
| 4. Holkham, Norfolk, 25th May ( <i>F. Bradford</i> ).      | W. Radcliffe Saunders, Esq. [P.]. |
| 4. Taplow, Berkshire.                                      | Gould Coll.                       |
| 8. Churt, Surrey, May.                                     | Crowley Bequest.                  |
| 6. Middlesex.  | Seebohm Coll.                     |
| 6. Middlesex.  | Seebohm Coll.                     |
| 6. Middlesex.  | Seebohm Coll.                     |
| 5. Faversham, Kent, 24th May ( <i>H. Booth</i> ).          | W. Radcliffe Saunders, Esq. [P.]. |
| 4. Ashford, Kent, 16th May.                                | W. Radcliffe Saunders, Esq. [P.]. |
| 5. Frensham, Kent, May.                                    | Crowley Bequest.                  |
| 2. New Forest, Hants ( <i>H. Saunders</i> ).               | Seebohm Coll.                     |
| 3. Avington, Hants, 14th May ( <i>Hargitt Coll.</i> ).     | Seebohm Coll.                     |
| 3. Avington, 14th May ( <i>Hargitt Coll.</i> ).            | Seebohm Coll.                     |
| 2. Burgate, Salisbury, April.                              | Salvin-Godman Coll.               |
| 3. Burgate, May.   | Salvin-Godman Coll.               |
| 4. Burgate, May.   | Salvin-Godman Coll.               |
| 5. Lulworth, Dorset, May.                                  | Crowley Bequest.                  |
| 5. Ratcliffe Head, Dorset.                                 | W. Radcliffe Saunders, Esq. [P.]. |
| 1. Sweden.   | S. O. Sahlin, Esq. [P.].          |
| 6. Pomerania ( <i>T. Holland</i> ).                        | Seebohm Coll.                     |
| 5. Anderach, Rhenish Prussia, 12th April ( <i>T. H.</i> ). | Seebohm Coll.                     |

**Colœus collaris** (*Drummond*).

- Colœus collaris*, *Sharpe, Cat. Birds B. M.* iii. p. 27 (1877); *id.*, *Hand-l.* v. p. 600 (1909); *Nchrk. Kat. Eiersamml.* p. 359 (1910).  
*Corvus monedula*, *Oates (nec Linn.), Fauna Brit. Ind., Birds*, i. p. 22 (1889); *Oates, ed. Hume, Nests & Eggs Ind. Birds*, i. p. 12 (1889).  
*Corvus collaris*, *Newton, Ootheca Wollayana*, pt. ii. p. 503 (1902).  
*Colœus monedula collaris*, *Hartert, Vög. pal. Faun.* i. p. 17 (1903); *Jourd. Eggs Europ. Birds*, i. p. 17 (1906).

Eggs of the East European Jackdaw are indistinguishable from those of *C. monedula*.

- |   |                    |
|---|--------------------|
| 2. Gerash, beyond Jordan, 4th May<br>( <i>H. B. Tristram</i> ). | Crowley Bequest.   |
| 1. Erzerum, Armenia ( <i>Dresser Coll.</i> ).                   | Crowley Bequest.   |
| 2. Kashmir.   | Prof. Oldham [P.]. |
| 6. Kashmir, 13th May ( <i>W. Theobald</i> ).                    | Hume Coll.         |
| 1. Kashmir, 22nd June.  | Hume Coll.         |

**Colœus dauuricus** (*Pall.*).

- Colœus dauuricus*, *Sharpe, Cat. Birds B. M.* iii. p. 28 (1877); *Hartert, Vög. pal. Faun.* i. p. 18 (1903); *Sharpe, Hand-l.* v. p. 600 (1909); *Nchrk. Kat. Eiersamml.* p. 359 (1910).  
*Corvus dauuricus*, *Newton, Ootheca Wollayana*, pt. ii. p. 504 (1902); *Dresser, Man. Pal. Birds*, i. p. 419 (1902).

Eggs of the Daurian Jackdaw are similar to those of *C. monedula*.

- |                    |                                      |
|--------------------|--------------------------------------|
| 1. Siberia.        | Crowley Bequest.                     |
| 4. Amurland.       | Crowley Bequest.                     |
| 4. China, 9th May. | W. Radcliffe Saunders, Esq.<br>[P.]. |

Genus **RHINOCORAX**, *Sharpe*.**Rhinocorax affinis** (*Rüpp.*).

- Rhinocorax affinis*, *Sharpe, Cat. Birds B. M.* iii. p. 46 (1877); *id.*, *Hand-l.* v. p. 600 (1909); *Reich, Vög. Afr.* ii. p. 639 (1903).  
*Corvus affinis*, *N. C. Rothschild & Wollaston, Ibis*, 1902, p. 13; *Shelley, B. Afr.* v. p. 140 (1906); *Dresser, Eggs Birds Europe*, pts. xiii. & xiv. p. 438, pts. xi. & xii. pl. 6. fig. 6 (1908).

Four eggs of the Fan-tailed Raven resemble those of *Corvus corax*. Those obtained at Luxor are smaller and measure respectively: 1.7 by 1.13, and 1.7 by 1.12. Those from Jericho are larger, measuring 1.98 by 1.24, and 1.9 by 1.28. The two eggs recorded by Mr. Dresser, and taken by Dr. Koenig at Jericho, appear to be intermediate in size, varying from 1.69 to 1.81 in length, and from 1.16 to 1.26 in breadth.

- |   |   |
|---|---|
| 2. Jericho, Palestine, 20th April.                                  | W. Radcliffe Saunders, Esq.<br>[P.].                      |
| 2. Luxor, Egypt, 31st March ( <i>N. C. R. &amp; A. F. R. II.</i> ). | Hon. N. C. Rothschild & A. F. R. Wollaston, Esq.<br>[P.]. |

(Genus **MICROCORAX**, *Sharpe*.

**Microcorax jamaicensis** (*Gmel.*).

*Corvus jamaicensis*, *de la Sagra, Hist. Cuba*, p. 122 (1839), pl. xxxii. fig. 23 (1855); *Ridgw. Birds North & Middle Amer.* iii. p. 277 (1904).

*Microcorax jamaicensis*, *Sharpe, Cat. Birds B. M.* iii. p. 48 (1877); *id.*, *Hand-l.* v. p. 601 (1909).

Four eggs of the Jamaican Crow resemble those of *Corvus corvix*. They measure respectively: 1.73 by 1.23; 1.73 by 1.1; 1.65 by 1.12; and 1.6 by 1.12.

4. Jamaica.

Rev. Barham Zincke [P.].

(Genus **PHYSOCORAX**, *Bonap.*

**Physocorax moneduloides**, *Less.*

*Physocorax moneduloides*, *Sharpe, Cat. Birds B. M.* iii. p. 50 (1877); *E. L. Layard, Ibis*, 1880, p. 338; *E. L. & E. L. C. Layard, Ibis*, 1882, p. 520; *Wiglesw. Abh. Mus. Dresd.* 1891, no. 6, p. 46; *Sharpe, Hand-l.* v. p. 602 (1909); *Nelrk. Kat. Eiersamml.* p. 359 (1910).

Two eggs of the New Caledonian Crow are much like those of *Trypanocorax fragileyus* in shape, colour, and markings. They are fairly glossy and the ground is pale greenish-blue, spotted and blotched all over with two shades of umber-brown and underlying lavender. They measure 1.51 by 1.04, and 1.57 by 1.07.

2. Moindou, New Caledonia, 20th Oct. Crowley Bequest.

(*E. L. Layard: Tristram Coll.*).

(Genus **MACROCORAX**, *Sharpe*.

**Macrocorax fuscicapillus** (*Gray*).

*Macrocorax fuscicapillus*, *Sharpe, Cat. Birds B. M.* iii. p. 51 (1877); *Salvad. Orn. Pap.* ii. p. 488 (1881); *Sharpe, Hand-l.* v. p. 602 (1909).

Two eggs, believed to be those of the Great-billed Crow, are much like some eggs of *Trypanocorax fragileyus*. They are of a long pointed oval shape, almost pyriform, and without gloss. The ground is pale greenish-white, heavily spotted at the broad end and sparingly elsewhere with darker and lighter umber-brown and underlying lavender-grey. They measure respectively: 1.81 by 1.25, and 1.75 by 1.28.

These eggs, purchased at Stevens's Sale Rooms in 1862, were sold as being those of *Manucodia atra*, which they certainly are not.

2. Mysol.

Old Collection.

Genus **NUCIFRAGA**, *Brisson*.**Nucifraga caryocatactes** (*Linn.*).

*Cervus caryocatactes*, *Thien. Fortpflanz. ges. Vög.* pl. xli. fig. 4, a-c (1845-54).

*Nucifraga caryocatactes*, *Baedeker, J. f. O.* 1856, p. 32, pl. 1. fig. 1; *id., Eier Eur. Vög.* tab. 50. fig. 14, tab. 76. fig. 4 (1855-63); *Tristram, Ibis*, 1860, p. 168; *Newton, Ibis*, 1867, p. 162, pl. xv. fig. 2; *Sharpe, Cat. Birds B. M.* iii. p. 53 (1877) [part.]; *Seebohm, Hist. Brit. B.* i. p. 583, pl. 16. fig. 7 (1883); *id., Eggs Brit. Birds*, p. 229, pl. 55. fig. 6 (1896); *Newton, Ootheca Wolleyana*, pt. ii. p. 473 (1902); *Dresser, Man. Pal. Birds*, i. p. 409 (1902) [part.]; *Rey, Eier Vög. Mitteleurop.* i. p. 365 (1904), pl. 47. figs. 1-6 (1900) [part.]; *Jourd. Eggs Europ. Birds*, i. p. 21, pl. 5. figs. 1-2 (1906); *Dresser, Eggs Birds Europ.* pts. xi. & xii. p. 418, pl. 1. figs. 9-12 (1908) [part.]; *Sharpe, Hand-l.* v. p. 603 (1909); *Nehrke, Kat. Eiersamml.* p. 359 (1910).

*Nucifraga caryocatactes caryocatactes*, *Hartert, Vög. pal. Faun.* i. p. 25 (1903).

Eggs of the Nutcracker are of a blunt oval form, often rather pointed towards the smaller end, and slightly glossy. They are pale greenish-white, and, as a rule, evenly marked all over the shell with small spots and markings of umber-brown or yellowish-brown and pale lilac-grey; in some specimens, however, the markings are more or less concentrated at the larger end. They vary in length from 1.25 to 1.43, and in breadth from .95 to 1.02.

- |   |                                     |
|---|-------------------------------------|
| 1. Sweden ( <i>H. W. Wheelwright</i> :<br><i>Tristram Coll.</i> ) | Crowley Bequest.                    |
| 3. Dauphiné, France, 20th March.                                  | Crowley Bequest.                    |
| 3. Dauphiné, 19th March.  | Seebohm Coll.                       |
| 1. Dauphiné, 30th March.  | Seebohm Coll.                       |
| 1. Switzerland ( <i>Bidwell Coll.</i> ).                          | Crowley Bequest.                    |
| 1. Styria, March.   | Seebohm Coll.                       |
| 3. [Styria.]  | Seebohm Coll.                       |
| 4. Serajevo, Bosnia, 27th March<br>( <i>O. Reiser</i> ).          | W. Radcliffe Saunders, Esq.<br>[P.] |
| 4. Serajevo, 6th April ( <i>O. R.</i> ).                          | W. Radcliffe Saunders, Esq.<br>[P.] |
| 4. Serajevo, 8th April ( <i>O. R.</i> ).                          | W. Radcliffe Saunders, Esq.<br>[P.] |

Genus **PICA**, *Brisson*.**Pica pica** (*Linn.*).

*Corvus pica*, *Thien. Fortpflanz. ges. Vög.* tab. xl. fig. 3, a-e (1845-54).

*Pica caudata*, *Baedeker, Eier Eur. Vög.* tab. 28. fig. 1 (1855-63); *Seebohm, Hist. Brit. B.* i. p. 562, pl. 16. fig. 12 (1883) [part.]; *id., Eggs Brit. Birds*, p. 227, pl. 55. fig. 3 (1896).

*Pica rustica*, *Newton, Ootheca Wolleyana*, pt. ii. p. 496 (1902); *Dresser, Man. Pal. Birds*, i. p. 417 (1902); *id., Eggs Birds Europ.* pts. xi. & xii. p. 427, pl. 3. figs. 17-20 (1908).

*Pica pica*, *Sharpe, Cat. Birds B. M.* iii. p. 62 (1877); *Rey, Eier Vög.*



*Mittleurop.* i. p. 373, pl. 52. figs. 1-10 (1900); *Jourd. Eggs Europ. Birds*, i. p. 17, pl. 3. figs. 1-10 (1906); *Sharpe, Hand-l.* v. p. 604 (1909); *Nehr. Kat. Eiersamml.* p. 359 (1910).  
*Pica pica pica, Hartert, Vög. pal. Faun.* i. p. 19 (1903).

Eggs of the Common Magpie are generally of a regular oval shape, but some specimens are more elongate and somewhat compressed towards the smaller end. They are distinctly glossy. The ground is almost invariably pale green or greenish-white, occasionally pale bluish-white, and is usually marked all over the shell with spots and small blotches of umber-brown, or dark brown and pale lavender-grey. The markings vary a good deal in size, being very small and numerous in some examples and larger and fewer in others; while in some they obscure the greater part of the ground. In one rather peculiar clutch from Alton the ground is of rather bright a olive-green, and the markings are mostly concentrated at the larger end, forming a dark cap. The markings are occasionally most numerous at the smaller end. They vary in length from 1.22 to 1.47, and in breadth from .92 to 1.0.

- |  |                                     |
|--|-------------------------------------|
| 4. Castle Eden, Durham, May ( <i>H. B. Tristram</i> ).           | Crowley Bequest.                    |
| 7. Cumberland, 16th April.                                       | W. Radcliffe Saunders, Esq.<br>[P.] |
| 3. Cambridge.  | F. Bond, Esq. [P.]                  |
| 5. Madingley, Cambridgeshire, 19th May ( <i>O. S.</i> ).         | Salvin-Godman Coll.                 |
| 2. Coton, Cambridgeshire, 11th May ( <i>O. S.</i> ).             | Salvin-Godman Coll.                 |
| 5. Middlesex ( <i>Porter</i> ).                                  | Seebohm Coll.                       |
| 5. Middlesex ( <i>Porter</i> ).                                  | Seebohm Coll.                       |
| 4. Finchley, Middlesex ( <i>O. S.</i> ).                         | Salvin-Godman Coll.                 |
| 6. New Forest, Hants, 24th April.                                | W. Radcliffe Saunders, Esq.<br>[P.] |
| 4. Alton, Hants, April ( <i>E. Andrews</i> ).                    | Crowley Bequest.                    |
| 3. Alton, May ( <i>E. A.</i> ).                                  | Crowley Bequest.                    |
| 7. Dorsetshire, 29th March ( <i>R. Wallis</i> ).                 | W. Radcliffe Saunders, Esq.<br>[P.] |
| 5. Penzance, Cornwall, 27th May ( <i>H. Booth</i> ).             | W. Radcliffe Saunders, Esq.<br>[P.] |
| 5. Porsanger Fiord, Norway, 19th June ( <i>H. S.</i> ).          | Seebohm Coll.                       |
| 4. Christiansund, Norway, May ( <i>B. Haanson</i> ).             | R. B. Sharpe, Esq. [P.]             |
| 2. Sweden.   | S. O. Sahlin, Esq. [P.]             |
| 5. Valkenswaard, Holland, 20th May ( <i>H. S.</i> ).             | Seebohm Coll.                       |
| 4. Valkenswaard, 23rd May ( <i>H. S.</i> ).                      | Seebohm Coll.                       |
| 3. Valkenswaard.   | Salvin-Godman Coll.                 |
| 3. Pomerania, 26th April ( <i>T. Holland</i> ).                  | Seebohm Coll.                       |
| 7. Petchora, N. Russia, lat. 66°, 18th May ( <i>H. S.</i> ).     | Seebohm Coll.                       |
| 5. Petchora, lat. 66°, 6th June ( <i>H. S.</i> ).                | Seebohm Coll.                       |
| 5. Parnassus, Greece, 12th May ( <i>H. S. &amp; T. Krüper</i> ). | Seebohm Coll.                       |

- |    |  |                                    |
|----|--|------------------------------------|
| 3. | Parnassus, 12th May ( <i>H. S. &amp; T. K.</i> ).                                  | Seebohm Coll.                      |
| 2. | Parnassus, 12th May ( <i>H. S. &amp; T. K.</i> ).                                  | Seebohm Coll.                      |
| 2. | Parnassus, 12th May ( <i>H. S. &amp; T. K.</i> ).                                  | Seebohm Coll.                      |
| 2. | Parnassus, 12th May ( <i>H. S. &amp; T. K.</i> ).                                  | Seebohm Coll.                      |
| 4. | Smyrna, 23rd April ( <i>T. K.</i> ).   | Seebohm Coll.                      |
| 5. | Gavi Ruk, 8000 ft., nr. Ispahan, S.W. Persia, 24th April ( <i>R. B. Woosnam</i> ). | Col. A. S. Bailward [ <i>P.</i> ]. |

### *Pica melanonota* (*Brehm*).

- Pica melanoleuca*, *Saunders, Ibis*, 1871, p. 222.  
*Pica rustica*, *Irby, Orn. Gibralt.*, p. 82 (1835).  
*Pica pica melanotos*, *Hartert, Vög. pal. Faun.*, i. p. 21 (1903); *Journd. Eggs Europ. Birds*, i. p. 19 (1906).  
*Pica melanonota*, *Sharpe, Hand-l.*, v. p. 604 (1909).

Eggs of the Spanish Magpie do not differ from those of *P. pica*. In one of the clutches of three eggs collected by Saunders, one egg is slightly marked with very small dots, a second has the whole of the pigment concentrated in a deep sooty-brown cap entirely covering the smaller end of the shell, the third egg is normal but rather lightly marked. They vary from 1·25 to 1·38 in length, and from ·9 to ·95 in breadth.

- |    |  |  |
|----|--|--|
| 2. | South Spain, 27th April (with one egg of <i>Coccytes glandarius</i> , see vol. iii. p. 102).     | W. Radcliffe Saunders, Esq. [ <i>P.</i> ]. |
| 2. | Andalusia, South Spain, 1st May (with two eggs of <i>C. glandarius</i> ) ( <i>H. Saunders</i> ). | Seebohm Coll.                              |
| 4. | Andalusia, 3rd May (with two eggs of <i>C. glandarius</i> ) ( <i>H. S.</i> ).                    | Seebohm Coll.                              |
| 3. | Aranjuez, South Spain, 29th April (with four eggs of <i>C. glandarius</i> ) ( <i>H. S.</i> ).    | Seebohm Coll.                              |
| 3. | Aranjuez, 30th April ( <i>H. S.</i> ).   | Seebohm Coll.                              |

### *Pica bactriana*, *Bonap.*

- Pica leucoptera*, *Gould, Birds Asia*, v. pl. 55 (1850-83).  
*Pica kamtschatica*, *Stejn. Pr. Biol. Soc. Wash.*, ii. p. 97 (1884).  
*Pica pica bactriana*, *Hartert, Vög. pal. Faun.*, i. p. 21 (1903).  
*Pica bactriana*, *Sharpe, Hand-l.*, v. p. 604 (1909); *Nehrck. Kat. Eiersamml.*, p. 359 (1910).

Eggs of the White-winged Magpie resemble those of *P. pica*. They vary in length from 1·25 to 1·5, and in breadth from ·94 to ·96.

- |    |   |            |
|----|---|------------|
| 6. | Chaman, Afghanistan, 9th April ( <i>H. E. Barnes</i> ). | Hume Coll. |
|----|---|------------|

- |                       |                                      |
|-----------------------|--------------------------------------|
| 2. Altai, 19th April. | Crowley Bequest.                     |
| 2. Altai.             | Crowley Bequest.                     |
| 4. Altai.             | W. Radcliffe Saunders, Esq.<br>[P.]. |

**Pica hudsonia (Sabine).**

- Pica hudsonia*, *Lord, Pr. R. A. Inst. Woolwich*, iv. p. 339 (1865);  
*Birds, Life-Hist. N. Amer. Birds*, ii. p. 349, pl. iii. figs. 11-13  
(1895).  
*Pica pica hudsonia*, *Ridgw. Birds North & Middle Amer.* iii. p. 287  
(1904).  
*Pica hudsonia*, *Sharpe, Hand-l.* v. p. 605 (1909); *Nehr. Kat. Eiersamml.*  
p. 359 (1910).

Eggs of the American Magpie resemble those of *P. pica*.

- |  |                                      |
|--|--------------------------------------|
| 5. North America ( <i>Henshaw Coll.</i> ).                           | Salvin-Godman Coll.                  |
| 1. North America ( <i>Smiths. Inst.</i> ).                           | Salvin-Godman Coll.                  |
| 4. British Columbia.   | J. K. Lord, Esq. [P.].               |
| 4. Carson, Nevada, 22nd April ( <i>R. Ridgway: Tristram Coll.</i> ). | Crowley Bequest.                     |
| 6. Lovelands, Colorado, 30th May ( <i>E. Johnson</i> ).              | W. Radcliffe Saunders, Esq.<br>[P.]. |

**Pica sericea, Gould.**

- Pica sericea*, *Gould, P. Z. S.* 1845, p. 2; *Sharpe, Hand-l.* v. p. 605  
(1909).  
*Pica pica*, *Sharpe, Cat. Birds B. M.* iii. p. 62 (1877) [part.].  
*Pica caudata*, *Darül & Oustal. Ois. Chine*, p. 373 (1877).  
*Pica pica sericea*, *Hartert, Vög. pal. Faun.* i. p. 22 (1903).

Eggs of the Chinese form of the Magpie are indistinguishable from those of *P. pica*.

- |  |                                      |
|--|--------------------------------------|
| 1. Foochow, Foh-kien, 24th Feb.                | C. B. Rickett, Esq. [P.].            |
| 5. Foochow, March.                             | C. B. Rickett, Esq. [P.].            |
| 3. Foochow, 21st March.                        | C. B. Rickett, Esq. [P.].            |
| 6. Foochow, 26th March.                        | C. B. Rickett, Esq. [P.].            |
| 1. Foochow, 1st April.                         | C. B. Rickett, Esq. [P.].            |
| 1. Foochow, 2nd April.                         | C. B. Rickett, Esq. [P.].            |
| 4. Foochow, June.                              | C. B. Rickett, Esq. [P.].            |
| 2. Amoy ( <i>R. Swinhoe: Tristram Coll.</i> ). | Crowley Bequest.                     |
| 3. Amoy ( <i>R. S.</i> ).                      | Seebohm Coll.                        |
| 3. Amoy ( <i>R. S.</i> ).                      | Seebohm Coll.                        |
| 4. Amoy ( <i>R. S.</i> ).                      | Seebohm Coll.                        |
| 5. Amoy ( <i>R. S.</i> ).                      | Seebohm Coll.                        |
| 4. Japan, 6th May.                             | W. Radcliffe Saunders, Esq.<br>[P.]. |

**Pica mauritanica, Malherbe.**

- Pica mauritanica*, *Salvin, Ibis*, 1859, p. 312; *Loche, Expl. Sci. Algér., Ois.* i. p. 118 (1867); *Sharpe, Cat. Birds B. M.* iii. p. 66 (1877);  
*Koenig, J. f. O.* 1892, p. 372; *id., J. f. O.* 1896, pl. vi. figs. 4a, 4b;

*Erlanger, J. f. O.* 1899, p. 490; *Newton, Ootheca Wolleyana*, pt. ii. p. 498 (1902); *Dresser, Man. Pal. Birds*, i. p. 418 (1902); *Kricheldorf, Zeitschr. f. Ool.* 1903, p. 10; *Whitaker, Birds Tunis*, ii. p. 11 (1905); *Dresser, Eggs Birds Europe*, pts. xi. & xii. p. 428 (1908); *Sharpe, Hand-l. v.* p. 605 (1909); *Nehrk. Kat. Eiersamml.* p. 369 (1910).

*Pica pica mauritanica*, *Hartert, Vög. pal. Faun.* i. p. 22 (1903); *Rey, Eier Vog. Mitteleurop.* i. p. 375 (1904).

Eggs of the Moorish Magpie resemble those of *P. pica*. They vary in length from 1·2 to 1·5, and in breadth from ·9 to ·99.

- |  |                                     |
|--|-------------------------------------|
| 4. Morocco, 3rd June.                                      | W. Radcliffe Saunders, Esq.<br>[P.] |
| 4. Algeria, 25th April.                                    | W. Radcliffe Saunders, Esq.<br>[P.] |
| 5. Algeria ( <i>Noury</i> ).                               | Seeböhm Coll.                       |
| 5. Algeria ( <i>Noury</i> ).                               | Seeböhm Coll.                       |
| 3. Ain Djendeli, Algeria, 20th May.                        | Salvin-Godman Coll.                 |
| 2. Ain Djendeli, 18th May.                                 | Salvin-Godman Coll.                 |
| 1. Ain Djendeli, 13th May ( <i>Tristram Coll.</i> ).       | Crowley Bequest.                    |
| 1. Ain Djendeli, 30th May ( <i>Tristram Coll.</i> ).       | Crowley Bequest.                    |
| 2. Dzonarina, Algeria, 20th May ( <i>Tristram Coll.</i> ). | Crowley Bequest.                    |
| 3. Madracen, Algeria, 6th June ( <i>Tristram Coll.</i> ).  | Crowley Bequest.                    |

### *Pica nuttalli* (*Aud.*).

*Pica nuttalli*, *Sharpe, Cat. Birds B. M.* iii. p. 66 (1877); *Bendire, Life-Hist. N. Amer. Birds*, ii. p. 355, pl. iii. fig. 14 (1895); *Ridgw. Birds North & Middle Amer.* iii. p. 292 (1904); *Sharpe, Hand-l. v.* p. 605 (1909); *Nehrk. Kat. Eiersamml.* p. 360 (1910).

The eggs of the Yellow-billed Magpie resemble those of *P. pica*.

- |                                  |                                     |
|----------------------------------|-------------------------------------|
| 3. Los Angeles, California, May. | W. Radcliffe Saunders, Esq.<br>[P.] |
| 4. Los Angeles, May.             | W. Radcliffe Saunders, Esq.<br>[P.] |

### Genus **CYANOPOLIUS**, *Bonap.*

#### **Cyanopoli** *cyaneus* (*Pall.*).

*Cyanopica cyaneus*, *Taczanowski, J. f. O.* 1872, p. 451; 1873, pl. ii. fig. 19.

*Cyanopoli* *cyaneus*, *Sharpe, Cat. Birds B. M.* iii. p. 68 (1877) [part.]; *id.*, *Hand-l. v.* p. 605 (1909); *Nehrk. Kat. Eiersamml.* p. 360 (1910).

*Cyanopica cyana*, *Newton, Ootheca Wolleyana*, pt. ii. p. 495 (1902); *Dresser, Man. Pal. Birds*, i. p. 416 (1902) [part.].

*Cyanopica cyaneus cyaneus*, *Hartert, Vög. pal. Faun.* i. p. 23 (1903).

*Cyanopica cyanea*, *Dybowski & Parre.v, J. f. O.* 1868, p. 332; *Rey, Eier Vog. Mitteleurop.* i. p. 378 (1904).

Eggs of the Eastern Blue Magpie are of a blunt oval shape and

somewhat glossy. The ground varies from pale olive-white to dull olive-grey, marked, especially towards the broader end, with a greater or less number of rather small spots of umber-brown and underlying lavender-grey. They measure from 1.01 to 1.1 in length, and from .78 to .80 in breadth.

- |  |                                       |
|--|---------------------------------------|
| 2. N.E. Asia.  | Crowley Bequest.                      |
| 1. Dauria, Siberia.  | Crowley Bequest.                      |
| 1. Onon, Dauria, May ( <i>B. Dybowski</i><br>& <i>A. Parrex</i> : <i>Tristram Coll.</i> ). | Crowley Bequest.                      |
| 1. Amur.   | Crowley Bequest.                      |
| 3. Laid in captivity.  | Zoological Society of London<br>[P.]. |

### *Cyanopolius japonicus*. Parrot.

(Plate XXII. figs. 11 & 12.)

*Cyanopica cyanus japonica*, Parrot, *Orn. Monatsb.* xiii. p. 26 (1905).

*Cyanopolius japonicus*, Sharpe, *Hand-l.* v. p. 606 (1909).

Two eggs of the Japanese Blue Magpie resemble those of *C. cyanus* in having the ground pale greyish-olive, while in two others it is greenish-white; all four specimens are marked with small spots and blotches of dark brown and lilac-grey. They measure respectively: 1.4 by .8; 1.2 by .82; 1.2 by .83; 1.1 by .81.

- |   |                                      |
|---|--------------------------------------|
| 2. Fujiyama, Hondo, Japan, 30th<br>May. | W. Radcliffe Saunders, Esq.<br>[P.]. |
| 2. Fujiyama, 4th June.                  | W. Radcliffe Saunders, Esq.<br>[P.]. |

### *Cyanopolius swinhoei*, Hartert.

*Cyanopolius cyanus swinhoei*, Sharpe, *Cat. Birds B. M.* iii. p. 68 (1877) [part.].

*Cyanopolius cyanus swinhoei*, Hartert, *Vög. pal. Faun.* i. p. 24 (1903).

*Cyanopolius swinhoei*, Sharpe, *Hand-l.* v. p. 606 (1909).

Eggs of the Chinese Blue Magpie do not differ from those of *C. cyanus*.

- |                                    |                           |
|------------------------------------|---------------------------|
| 3. China.                          | J. Whitehead, Esq. [P.].  |
| 3. China.                          | J. Whitehead, Esq. [P.].  |
| 1. Chin-kiang, Kiang-su, 29th May. | C. B. Rickett, Esq. [P.]. |

### *Cyanopolius cooki* (Bonap.).

*Corvus cyaneus*, Thien. (*nec* Pall.) *Fortpflanz. ges. Vög.* tab. xli. fig. 8 (1845-54).

*Cyanopica cooki*, Baedeker, *Eier Eur. Vög.* tab. 50. fig. 15 (1855-63);  
*Lilford, Ibis*, 1866, p. 382, pl. x. figs. 3-8; *Irby, Orn. Str. Gibraltar*, p. 82 (1895); *Newton, Ootheca Wolleyana*, pt. ii. p. 495 (1902); *Dresser, Man. Pal. Birds*, i. p. 416 (1902); *Rey, Eier Vög. Mitteleurop.* i. p. 376, taf. 125. figs. 12-16 (1904); *Dresser, Eggs Birds Europe*, pts. xi. & xii. p. 426, pl. 3. figs. 11 16 (1908).

- Cyanopolius cooki*, *Sharpe, Cat. Birds B. M.* iii. p. 69 (1877); *id., Hand-l.* v. p. 606 (1909); *Nehrk. Kat. Eiersamml.* p. 360 (1910).  
*Cyanopica cyanus cooki*, *Hartert, Vög. pal. Faun.* i. p. 24 (1903).  
*Cyanopica cyana cooki*, *Jourd. Eggs Europ. Birds*, i. p. 20, pl. 41. figs. 12-15 (1906).

Eggs of the Spanish Magpie do not differ from those of *C. cyanus*, but in one clutch from Seville the ground-colour is pale greenish-white.

- |  |                                     |
|--|-------------------------------------|
| 4. Spain ( <i>E. C. T.</i> ).                                      | E. Cavendish Taylor Bequest.        |
| 3. Spain, May ( <i>H. E. Dresser: Har-</i><br><i>gitt Coll.</i> ). | Seebohm Coll.                       |
| 1. Madrid, Spain ( <i>H. Saunders</i> ).                           | Salvin-Godman Coll.                 |
| 2. Madrid, May ( <i>H. E. D.</i> ).                                | Salvin-Godman Coll.                 |
| 6. Madrid, May ( <i>H. E. D.</i> ).                                | Salvin-Godman Coll.                 |
| 3. Madrid ( <i>H. S.: Tristram Coll.</i> ).                        | Crowley Bequest.                    |
| 4. Madrid, May ( <i>Lord Lilford:</i><br><i>Tristram Coll.</i> ).  | Crowley Bequest.                    |
| 2. South Spain.  | Salvin-Godman Coll.                 |
| 6. South Spain, 11th May.  | W. Radcliffe Saunders, Esq.<br>[P.] |
| 6. South Spain, 11th May.  | W. Radcliffe Saunders, Esq.<br>[P.] |
| 5. Seville ( <i>Ruiz</i> ).  | Seebohm Coll.                       |
| 5. Seville ( <i>Ruiz</i> ).  | Seebohm Coll.                       |
| 3. Seville, 13th March ( <i>Ruiz</i> ).                            | Seebohm Coll.                       |
| 6. Seville, May ( <i>H. Saunders</i> ).                            | Seebohm Coll.                       |
| 4. Seville, May ( <i>H. S.</i> ).                                  | Seebohm Coll.                       |
| 4. Seville, May ( <i>H. S.</i> ).                                  | Seebohm Coll.                       |
| 2. Seville, May ( <i>H. S.</i> ).                                  | Seebohm Coll.                       |
| 2. Seville, May ( <i>H. S.</i> ).                                  | Seebohm Coll.                       |
| 6. Seville, 15th May ( <i>H. S.</i> ).                             | Seebohm Coll.                       |
| 5. Seville, 11th June ( <i>H. S.</i> ).                            | Seebohm Coll.                       |
| 6. Castile.  | Lord Lilford [P.].                  |
| 6. Barreiro, South of Lisbon, Portu-<br>gal, 20th May.             | Seebohm Coll.                       |

Clutches with one egg of *Coccytes glandarius*.

- |                                  |                                     |
|----------------------------------|-------------------------------------|
| 5. Barreiro, 20th May.           | W. Radcliffe Saunders, Esq.<br>[P.] |
| 1. Malaga, S. Spain, 29th April. | W. Radcliffe Saunders, Esq.<br>[P.] |
| 3. Malaga, 2nd June.             | W. Radcliffe Saunders, Esq.<br>[P.] |

Genus **UROCISSA**, *Cabanis*.

**Urocissa occipitalis** (*Blyth*).

(Plate XXII. figs. 1 & 3.)

*Urocissa occipitalis*, *Sharpe, Cat. Birds B. M.* iii. p. 70 (1877); *Bingham, Str. F.* ix. p. 191 (1880); *Oates, Faun. Brit. Ind., Birds*, i. p. 26 (1889); *Oates, ed. Hume, Nests & Eggs Ind. Birds*, i. p. 14 (1889); *Sharpe, Hand-l.* v. p. 606 (1909); *Nehrk. Kat. Eiersamml.* p. 360 (1910).

Eggs of the Red-billed Blue Magpie are of a regular oval shape, and almost devoid of gloss. The ground is pale buff or pale cream-colour, marked all over the shell, but especially at the larger end, with small spots and dots of umber-brown or reddish-brown and underlying lilac-grey; there are also a few small blotches of the latter colour, mostly about the larger end. They vary in length from 1.22 to 1.35, and in breadth from .92 to .97.

- |    |   |            |
|----|---|------------|
| 3. | Mussoorie ( <i>T. Hutton</i> ).                                       | Hume Coll. |
| 2. | Myawadi, Thongyeeen, Tenasserim, 19th March ( <i>C. T. Bingham</i> ). | Hume Coll. |
| 4. | Meplay River, Tenasserim, 5th March ( <i>C. T. B.</i> ).              | Hume Coll. |
| 3. | Meplay River, 14th April ( <i>C. T. B.</i> ).                         | Hume Coll. |

### *Urocissa erythrorhyncha* (*Gmel.*).

*Urocissa erythrorhyncha*, *Sharpe, Cat. Birds B. M.* iii. p. 71 (1877); *id.*, *Hand-l.* v. p. 606 (1909); *Nehr. Kat. Eiersamm.* p. 360 (1910).  
*Urocissa sinensis*, *David & Oustal. Ois. Chine.* p. 375 (1877).

Eggs of the Chinese Red-billed Blue Magpie resemble those of *U. occipitalis* described above, but vary much in the colour of the ground and markings; the former may be greenish-white, pale olive, or olive-brown, and the latter vary from very small close-set spots to rather large scattered spots of umber-brown and lilac-grey.

- |    |  |                            |
|----|--|----------------------------|
| 3. | China ( <i>R. Swinhoe: Tristram Coll.</i> ). | Crowley Bequest.           |
| 4. | Pekin ( <i>R. S.</i> ).                      | Seebohm Coll.              |
| 2. | Chin-kiang, Kiang-su, 12th June.             | J. D. La Touche, Esq. [C.] |
| 3. | Kuatun, Foh-kien, 28th April.                | J. D. La Touche, Esq. [C.] |
| 2. | Foochow, April.                              | J. D. La Touche, Esq. [C.] |
| 4. | Foochow, May.                                | C. B. Rickett, Esq. [P.]   |
| 3. | Foochow, May.                                | C. B. Rickett, Esq. [P.]   |
| 1. | Foochow, 3rd May.                            | C. B. Rickett, Esq. [P.]   |
| 4. | Foochow, June.                               | C. B. Rickett, Esq. [P.]   |
| 2. | Amoy ( <i>R. S.</i> ).                       | Seebohm Coll.              |

### *Urocissa flavirostris* (*Blyth*).

*Urocissa flavirostris*, *Cock & Marshall, Str. F.* i. p. 357 (1873); *Hume & Marshall, Lahore to Yark.* p. 242 (1873); *Sharpe, Cat. Birds B. M.* iii. p. 72 (1877); *Oates, Faun. Brit. Ind., Birds*, i. p. 27 (1889); *Oates, ed. Hume, Nests & Eggs Ind. Birds*, i. p. 16 (1889); *Sharpe, Hand-l.* v. p. 606 (1909); *Nehr. Kat. Eiersamm.* p. 360 (1910).

Eggs of the Yellow-billed Blue Magpie do not differ from those of *U. occipitalis*. One egg with a pale greyish-olive ground has almost the whole of the markings concentrated in a dense zone round the larger end; another has the markings mostly at the smaller end.

- |  |                  |
|--|------------------|
| 1. North India ( <i>Dr. Parker</i> ).                    | Crowley Bequest. |
| 1. Dharmsala, Punjab, 16th May<br>( <i>C. R. Cock</i> ). | Hume Coll.       |
| 1. Dharmsala, 20th May ( <i>C. R. C.</i> ).              | Hume Coll.       |
| 1. Kotgarh, Punjab, May.                                 | Hume Coll.       |
| 1. Kotgarh, 3rd May.                                     | Hume Coll.       |
| 4. Kotgarh, 4th May.                                     | Hume Coll.       |
| 1. Kotgarh, 19th May.                                    | Hume Coll.       |

### *Urocissa cærulea* (*Gould*).

*Urocissa cærulea*, *Sharpe, Cat. Birds B. M.* iii. p. 74 (1877); *Ogilvie-Grant & La Touche, Ibis*, 1907, p. 159; *Sharpe, Hand-l.* v. p. 606 (1909).

An egg of the Formosan Blue Magpie does not differ from those of *U. occipitalis*. It measures 1.29 by .95.

- |  |               |
|--|---------------|
| 1. Lakuli, Formosa, 22nd May ( <i>P. A. Holst</i> ). | Seeböhm Coll. |
|--|---------------|

### *Urocissa whiteheadi*, *Ogilvie-Grant*.

*Urocissa whiteheadi*, *Ogilvie-Grant, Bull. B. O. C.* x. p. xviii (1899); *id.*, *P. Z. S.* 1900, p. 462; *Sharpe, Hand-l.* v. p. 606 (1909); *Hartert, Nov. Zool.* xvii. p. 254, pl. vi. (1910).

Eggs of Whitehead's Magpie are of a regular oval shape and almost devoid of gloss. The ground is pale blue or pale greenish-blue, sparingly spotted or marked with short irregular lines and dashes of light brown, with a few underlying spots and small blotches of lilac-grey. They vary in length from 1.3 to 1.4, and in breadth from .95 to .99.

- |  |                          |
|--|--------------------------|
| 6. Five Finger Mountains, Central Hainan, April. | J. Whitehead, Esq. [C.]. |
|--|--------------------------|

### Genus *DENDROCITTA*, *Gould*.

#### *Dendrocitta rufa* (*Scop.*).

(Plate XXII. figs. 4-6.)

*Dendrocitta rufa*, *Sharpe, Cat. Birds B. M.* iii. p. 76 (1877); *Oates, Fann. Brit. Ind., Birds*, i. p. 30 (1889); *Oates, ed. Hume, Nests & Eggs Ind. Birds*, i. p. 19 (1889); *Sharpe, Hand-l.* v. p. 607 (1909); *Nehrke, Kat. Eiersamml.* p. 360 (1910).

Eggs of the Indian Tree-Pie are of a regular oval shape and very slightly glossy. The ground ranges from white or creamy-white to pale greenish- and bluish-white or pale green, and, in one remarkable clutch, to dull greyish-green. The markings are also



very variable, and range from light chestnut and reddish-brown to yellowish-umber or dark umber-brown, while the underlying shell-markings are grey or lilac-grey. In some clutches the markings are rather faint and distributed all over the shell, but generally more numerous towards the larger end; in the majority, however, the markings are more or less concentrated towards one end, usually the larger, and in the more heavily spotted examples form a zone or cap. The markings vary much in shape, in some eggs they take the form of large irregular spots and small blotches, while in others only small rounded spots are to be seen. They vary in length from 1.1 to 1.2, and in breadth from .72 to .89.

- |   |                                     |
|---|-------------------------------------|
| 2. [North-West Provinces.]                                    | W. Radcliffe Saunders, Esq.<br>[P.] |
| 1. [North-West Provinces], 1st May<br>( <i>Field Coll.</i> ). | Crowley Bequest.                    |
| 2. Hansi, Punjab, 21st April.                                 | Hume Coll.                          |
| 4. Hansi, 3rd May ( <i>W. Blewitt</i> ).                      | Hume Coll.                          |
| 4. Hansi, 14th May.   | Hume Coll.                          |
| 3. Hansi, 26th May.   | Hume Coll.                          |
| 5. Hansi, 4th June.   | Hume Coll.                          |
| 4. Mussoorie ( <i>T. Hutton</i> ).                            | Hume Coll.                          |
| 3. Bareilly, 8th May ( <i>A. O. Hume</i> ).                   | Hume Coll.                          |
| 1. Bareilly, 19th May ( <i>A. O. H.</i> ).                    | Hume Coll.                          |
| 2. Bareilly, 22nd May ( <i>A. O. H.</i> ).                    | Hume Coll.                          |
| 1. Bareilly, 3rd June ( <i>A. O. H.</i> ).                    | Hume Coll.                          |
| 2. Bareilly, 16th June ( <i>A. O. H.</i> ).                   | Hume Coll.                          |
| 2. Agra, 9th Aug. ( <i>A. O. H.</i> ).                        | Hume Coll.                          |
| 2. Lucknow, 8th May.  | Hume Coll.                          |
| 2. Lucknow, 15th May.   | Hume Coll.                          |
| 3. Lucknow, 17th May.   | Hume Coll.                          |
| 3. Lucknow, 21st May.   | Hume Coll.                          |
| 1. Allahabad, 9th July ( <i>C. T. Bingham</i> ).              | Hume Coll.                          |
| 3. Mirzapur, 23rd May ( <i>W. E. Brooks</i> ).                | Crowley Bequest.                    |
| 2. Barrackpur ( <i>R. C. Beavan</i> ).                        | Salvin-Godman Coll.                 |
| 2. Sikhim Terai, India, 16th April.                           | Hume Coll.                          |
| 2. Sikhim Terai, 2nd May.                                     | Hume Coll.                          |
| 5. Sikhim Terai, 8th May.                                     | Hume Coll.                          |
| 5. Sikhim Terai, 12th May.                                    | Hume Coll.                          |
| 3. Sikhim Terai, 13th May.                                    | Hume Coll.                          |
| 3. Sikhim Terai, 27th May.                                    | Hume Coll.                          |
| 4. Saugor, Central Provinces, 8th<br>July.                    | Hume Coll.                          |
| 3. Saugor, 20th July.   | Hume Coll.                          |

### *Dendrocitta frontalis*, *McClell.*

*Dendrocitta frontalis*, *Sharpe, Cat. Birds B. M.* iii. p. 78 (1877); *Oates, Faun. Brit. Ind., Birds*, i. p. 33 (1889); *Stuart Baker, Journ. Bomb. N. H. Soc.* viii. p. 166 (1893); *id.*, *Ibis*, 1895, p. 41; *id.*, *Ibis*, 1906, p. 85; *Sharpe, Hand-l.* v. p. 607 (1909); *Nchrk. Kat. Eversamml.* p. 360 (1910).

Eggs of the Black-browed Tree-Pie are of an oval shape and very slightly glossy. They are very Shrike-like in appearance. The ground is cream-colour, sometimes tinged with greenish, and spotted and blotched with yellowish- or reddish-umber-brown and lilac-grey, the markings being mostly concentrated in a heavy ring or cap round the larger end. Six eggs vary in length from 1.06 to 1.16, and in breadth from .78 to .86.

Mr. Stuart Baker says that eggs of this species can nearly all be matched with eggs of *D. rufa* or *D. himalayensis*, but are on the whole more richly marked.

- |  |                                |
|--|--------------------------------|
| 3. Margherita, Assam, 31st May ( <i>E. C. S. B.</i> ). | E. C. Stuart Baker, Esq. [C.]. |
| 3. Dibrughur, Assam, 17th May ( <i>E. C. S. B.</i> ).  | E. C. Stuart Baker, Esq. [P.]. |

### *Dendrocitta himalayensis* (Blyth).

*Dendrocitta himalayensis*, *Sharpe, Cat. Birds B. M.* iii. p. 79 (1877); *Oates, Faun. Brit. Ind., Birds*, i. p. 32 (1889); *Oates, ed. Hume, Nests & Eggs Ind. Birds*, i. p. 23 (1889); *Sharpe, Hand-l.* v. p. 607 (1909); *Nehrck. Kat. Eiersamml.* p. 360 (1910).

Eggs of the Himalayan Tree-Pie resemble those of *D. rufa* and *D. frontalis*.

- |   |                                   |
|---|-----------------------------------|
| 1. [N.W. Provinces, India] ( <i>Nehrkorn Coll.</i> ).   | Crowley Bequest.                  |
| 1. Mussoorie, N.W. Provinces ( <i>T. Hutton</i> ).      | Hume Coll.                        |
| 2. Sikhim ( <i>J. Gammie</i> ).                         | Hume Coll.                        |
| 2. Sikhim, 7th May ( <i>J. G.</i> ).                    | Hume Coll.                        |
| 3. Darjiling.   | Crowley Bequest.                  |
| 6. Darjiling ( <i>J. G.</i> ).                          | Hume Coll.                        |
| 5. Darjiling ( <i>J. G.</i> ).                          | Hume Coll.                        |
| 6. Darjiling ( <i>J. G.</i> ).                          | Hume Coll.                        |
| 1. Darjiling ( <i>J. G.</i> ).                          | Hume Coll.                        |
| 3. Native Sikhim, June ( <i>L. Mandelli</i> ).          | Hume Coll.                        |
| 3. Mungphoo, Darjiling, 15th May.                       | Hume Coll.                        |
| 4. Mungphoo.  | Hume Coll.                        |
| 4. Mungphoo.  | Hume Coll.                        |
| 4. Mungphoo.  | Hume Coll.                        |
| 4. Mungphoo.  | Hume Coll.                        |
| 3. Mungphoo.  | Hume Coll.                        |
| 3. Mungphoo.  | Hume Coll.                        |
| 3. Mungphoo.  | Hume Coll.                        |
| 1. Dibrughur, Assam, 15th June ( <i>J. R. Cripps</i> ). | Hume Coll.                        |
| 3. North Cachar Hills, 14th May.                        | W. Radcliffe Saunders, Esq. [P.]. |
| 2. North Cachar Hills, 25th May.                        | W. Radcliffe Saunders, Esq. [P.]. |

**Dendrocitta sinensis (Lath.).**

*Dendrocitta sinensis*, *Swinhoe, Ibis*, 1868, p. 62, 1870, p. 351; *id.*, *P. Z. S.* 1871, p. 382; *Sharpe, Cat. Birds B. M.* iii. p. 81 (1877); *id.*, *Hand-l.* v. p. 608 (1909); *Nehrke, Kat. Eiersamml.* p. 360 (1910).

An egg of the Chinese Tree-Pie does not differ in any way from eggs of *D. frontalis* described above.

1. Amoy, China (*R. Swinhoe*). Seebohm Coll.

**Dendrocitta cinerascens, Sharpe.**

(Plate XXII. fig. 7.)

*Dendrocitta cinerascens*, *Sharpe, Ibis*, 1879, p. 250, 1889, p. 81; *id.*, *Hand-l.* v. p. 608 (1909).

An egg of the Kina Balu Tree-Pie is much like that of *Pica pica*. The ground is greenish-white, finely spotted all over with two shades of amber-brown and lilac-grey, the markings being, however, chiefly concentrated round the larger end, where they form a dense zone almost hiding the ground-colour. It measures 1.2 by .89.

1. Kina Balu, N. Borneo, 13th March Crowley Bequest.  
(*J. Whitehead*).

Genus **CRYPHIRHINA, Vieill.****Crypsirhina varians (Lath.).**

*Crypsirhina varians*, *Sharpe, Cat. Birds B. M.* iii. p. 83 (1877); *Oates, Str. F.* v. p. 159 (1877); *id.*, *Birds Burmah*, i. p. 401 (1883); *id.*, *Faun. Brit. Ind., Birds*, i. p. 35 (1889); *Oates, ed. Hume, Nests & Eggs Ind. Birds*, i. p. 25 (1889); *Sharpe, Hand-l.* v. p. 608 (1909); *Nehrke, Kat. Eiersamml.* p. 360, pl. i. fig. 3 (1910).

Eggs of the Black Racket-tailed Magpie are precisely like that of *Dendrocitta cinerascens* described above, but are much smaller. They vary in length from .88 to 1.09, and in breadth from .68 to .75.

- |   |             |
|---|-------------|
| 3. Pegu, 7th June ( <i>E. W. Oates</i> ). | Hume Coll.  |
| 2. Pegu, 7th June ( <i>E. W. O.</i> ).    | Hume Coll.  |
| 4. Pegu, 10th June ( <i>E. W. O.</i> ).   | Hume Coll.  |
| 4. Pegu, 25th June ( <i>E. W. O.</i> ).   | Hume Coll.  |
| 3. Pegu, 25th June ( <i>E. W. O.</i> ).   | Hume Coll.  |
| 2. Pegu, 4th July ( <i>E. W. O.</i> ).    | Hume Coll.  |
| 2. Pegu, 6th July ( <i>E. W. O.</i> ).    | Hume Coll.  |
| 3. Pegu, 2nd June ( <i>E. W. O.</i> ).    | Oates Coll. |
| 1. Pegu, 12th July ( <i>E. W. O.</i> ).   | Oates Coll. |
| 2. Pegu, 15th July ( <i>E. W. O.</i> ).   | Oates Coll. |

1. Pegu, 25th July (*E. W. O.*: Crowley Bequest.  
*Seebohm Coll.*).
1. Myitkyo, Pegu, 2nd June (*E. W. O.*: Crowley Bequest.  
*O.*).

Genus **CISSA**, *Boie*.**Cissa chinensis** (*Bodd.*).

*Cissa speciosa*, *Bingham, Str. F.* v. p. 85 (1877).

*Cissa chinensis*, *Sharpe, Cat. Birds B. M.* iii. p. 85 (1877); *Oates, Birds Burmah*, i. p. 406 (1883); *id., Faun. Brit. Ind., Birds*, i. p. 28 (1889); *Oates, ed. Hume, Nests & Eggs Ind. Birds*, i. p. 17 (1889); *Sharpe, Hand-l.* v. p. 608 (1909); *Nehrke, Kat. Eiersamml.* p. 361 (1910).

Eggs of the Green Magpie are of a broad oval shape and distinctly glossy. The ground is white or yellowish-white, uniformly freckled all over the shell with yellowish- or reddish-brown and lavender. In some specimens the markings are so small and numerous all over the shell that they almost entirely hide the ground-colour, but in the majority they are densest at the broader end, where they form a cap or zone. They measure from 1.11 to 1.24 in length, and from .9 to .91 in breadth.

3. Sikhim, 21st April (*L. Mandelli*). Hume Coll.  
1. Sikhim, 28th April (*L. M.*). Hume Coll.  
3. Thoungyeen R., Tenasserim, 8th April (*C. T. Bingham*). Hume Coll.  
3. Thoungyeen R., 10th April (*C. T. B.*). Hume Coll.  
3. Sinzaway, Tenasserim, 18th April (*C. T. B.*). Hume Coll.

Genus **CALOCITTA**, *Gray*.**Calocitta colliei** (*Vigors*).

(Plate XXII. fig. 10.)

*Calocitta colliei*, *Lawr. Mem. Bost. Soc. N. H.* ii. p. 284 (1874); *Sharpe, Cat. Birds B. M.* iii. p. 89 (1877); *Salv. & Godm. Biol. Centr.-Amer., Aves*, i. p. 507 (1887); *Jouy, Pr. U. S. Nat. Mus.* xvi. p. 782 (1893); *Ridgw. Birds North & Middle Amer.* iii. p. 294 (1904); *Sharpe, Hand-l.* v. p. 610 (1909); *Nehrke, Kat. Eiersamml.* p. 361 (1910).

Three eggs of Collie's Magpie-Jay are of a regular oval shape, somewhat compressed towards the smaller end, and distinctly glossy. The ground is dull greyish-white, sparingly spotted all over with dark vandyke-brown and more thickly with lighter and

darker lilac-grey. They measure respectively: 1.44 by 1.0; 1.42 by .99; and 1.39 by .96.

2. Mazatlan, Sinaloa, W. Mexico      Crowley Bequest.  
(*A. Forrer*).
1. Mazatlan (*A. F.*)      Crowley Bequest.

Genus **PLATYSMURUS**, *Reichenb.*

*Platysmurus aterrimus* (*Temm.*).

*Platysmurus aterrimus*, *Sharpe, Cat. Birds B. M.* iii. p. 91 (1877); *id.*, *Hand-l.* v. p. 610 (1909).

An egg of the Black Bornean Jay is of a broad oval shape and apparently without gloss. The ground is white, finely spotted all over, but especially towards the larger end where the markings form a rather dense cap, with yellowish-brown and grey, the latter colour greatly predominating.

1. Baram Dist., N. Borneo, 21st June.      Dr. C. Hose [P.].

Genus **GARRULUS**, *Brisson*.

*Garrulus glandarius* (*Linn.*).

*Corvus glandarius*, *Thien, Fortpflanz. ges. Vög.* tab. xli. figs. 6, *a-f* (1845-54).

*Garrulus glandarius*, *Baedeker, Eier Eur. Vög.* tab. 50. fig. 17 (1855-63); *Sharpe, Cat. Birds B. M.* iii. p. 93 (1877) [part.]; *Newton, Ootheca Wotleyana*, pt. ii. p. 493 (1902) [part.]; *Dresser, Man. Pal. Birds*, i. p. 411 (1902) [part.]; *Rey, Eier Vög. Mitteleurop.* i. p. 371 (1904), pl. 46. figs. 1-6 (1900); *Dresser, Eggs Birds Europe*, pts. xi. & xii. p. 421 (1908); *Sharpe, Hand-l.* v. p. 611 (1909); *Nehrk. Kat. Eier-samml.* p. 361 (1910).

*Garrulus glandarius glandarius*, *Hartert, Vög. pal. Faun.* i. p. 29 (1903); *Jourd. Eggs Europ. Birds*, i. p. 26, pl. 7. figs. 1-6 (1906).

Eggs of the European Jay are of an oval shape and glossy. The ground varies from pale green to pale buff, and is finely freckled all over the shell with lighter or darker umber-brown and lilac-grey. Some specimens have the ground almost completely hidden by the markings, while in others it is plainly visible and the markings are comparatively few: in some clutches a well-marked zone of concentrated spots is found round the broader end, and occasionally round the smaller end. Irregular black hair-lines are often present. They measure from 1.22 to 1.3 in length, and from .85 to .95 in breadth.

6. Valkenswaard, Holland, 10th May      Seebohm Coll.  
(*H. Seebohm*).
5. Valkenswaard, 19th May (*H. S.*)      Seebohm Coll.
6. Valkenswaard, 28th May (*H. S.*)      Seebohm Coll.

- |   |                                     |
|---|-------------------------------------|
| 3. Pomerania ( <i>Dr. T. Holland</i> ).                                 | Seebohm Coll.                       |
| 4. Altenkirchen, Rhenish Prussia,<br>26th April ( <i>Saché</i> ).       | Seebohm Coll.                       |
| 6. Altenkirchen, 23rd May ( <i>Saché</i> ).                             | Seebohm Coll.                       |
| 6. Warsaw, Poland, 20th May.  | W. Radcliffe Saunders, Esq.<br>[P.] |
| 4. Elbeuf, France ( <i>Noury: Hargitt<br/>Coll.</i> ).                  | Seebohm Coll.                       |
| 3. Elbeuf ( <i>Noury: Hargitt Coll.</i> ).                              | Seebohm Coll.                       |
| 6. Forêt de Bord, Elbeuf, 5th April<br>( <i>Noury: Hargitt Coll.</i> ). | Seebohm Coll.                       |

### Garrulus rufitergum, Hartert.

- Garrulus glandarius*, *Hewitson, Eggs of Brit. Birds*, i. p. 237, pl. lx. fig. 1 (1856); *Seebohm, Eggs Brit. Birds*, p. 228, pl. lv. fig. 1 (1896); *Newton, Ootheca Wolleyana*, pt. ii. p. 493 (1902) [part.]; *Dresser, Man. Pal. Birds*, i. p. 411 (1902) [part.].
- Garrulus glandarius rufitergum*, *Hartert, Vög. pal. Faun.*, i. p. 30 (1903) [part.]; *Journ. Eggs Europ. Birds*, i. p. 24 (1906).
- Garrulus rufitergum*, *Sharpe, Hand-l.* v. p. 611 (1909).

The eggs of the British Jay do not differ from those of *G. glandarius* described above.

- |  |                                     |
|--|-------------------------------------|
| 4. Cumberland ( <i>Heysham</i> ).                        | Gould Coll.                         |
| 4. Cumberland ( <i>Heysham</i> ).                        | Gould Coll.                         |
| 5. Carlisle, Cumberland, May ( <i>H.<br/>R. S.</i> ).    | W. Radcliffe Saunders, Esq.<br>[P.] |
| 5. Burgh-on-Sands, Cumberland,<br>20th June.             | W. Radcliffe Saunders, Esq.<br>[P.] |
| 6. Bowden, Cheshire ( <i>F. Nicholson</i> ).             | Seebohm Coll.                       |
| 3. Sheffield, Yorkshire ( <i>H. S.</i> ).                | Seebohm Coll.                       |
| 6. Wyre Forest, Shropshire, 17th<br>May.                 | J. S. Elliott, Esq. [P.]            |
| 4. Sherwood Forest, Nottingham-<br>shire, 28th April.    | Seebohm Coll.                       |
| 4. Sherwood Forest, 28th April.                          | Seebohm Coll.                       |
| 4. Sherwood Forest, 7th May.                             | Seebohm Coll.                       |
| 7. Sutton Coldfield Park, Warwick,<br>12th May.          | J. S. Elliott, Esq. [P.]            |
| 4. Cambridgeshire.                                       | F. Bond, Esq. [P.]                  |
| 3. Epping Forest, Essex.                                 | Salvin-Godman Coll.                 |
| 4. Epping Forest, 18th May ( <i>T.<br/>Cooke</i> ).      | Seebohm Coll.                       |
| 2. Highgate, Middlesex.                                  | Gould Coll.                         |
| 5. Finchley, Middlesex.                                  | Salvin-Godman Coll.                 |
| 5. Churt, Surrey.  | Gould Coll.                         |
| 5. Alton, Hants, May.                                    | Crowley Bequest.                    |
| 4. Alton, May.   | Crowley Bequest.                    |
| 4. Alton, May.   | Crowley Bequest.                    |
| 6. New Forest, Hants ( <i>H. Saunders</i> ).             | Seebohm Coll.                       |
| 5. Burley, New Forest, 9th May.                          | W. Radcliffe Saunders, Esq.<br>[P.] |
| 5. Burley, 16th May.                                     | W. Radcliffe Saunders, Esq.<br>[P.] |
| 3. Morchard Bishop, Devon ( <i>H. B.<br/>Tristram</i> ). | Crowley Bequest.                    |

**Garrulus caspius, Seebohm.**

- Garrulus atricapillus, subsp. caspius, Seebohm, Ibis, 1883, p. 8.*  
*Garrulus glandarius caspius, Hartert, Vög. pal. Faun. i. p. 31 (1903);*  
*Jour. Eggs Europ. Birds, i. p. 27 (1906).*  
*Garrulus caspius, Sharpe, Hand-l. v. p. 611 (1909); Nehr. Kat. Eier-*  
*samml. p. 361 (1910).*

The eggs of the Lenkoran Jay do not differ from those of *G. glandarius*.

2. Lenkoran, Talish (*Nehrkorn Coll.*). Crowley Bequest.  
 7. Lenkoran, 15th April. W. Radcliffe Saunders, Esq.  
 [P.]

**Garrulus minor, Ferr.**

- Garrulus minor, Loche, Expl. Sci. Algér., Ois. i. p. 122 (1867); Sharpe, Cat.*  
*Birds B. M. iii. p. 96 (1877); Dresser, Eggs Birds Europ. pts. xi. &*  
*xii. p. 422, pl. 3, figs. 3 & 4 (1908); Sharpe, Hand-l. v. p. 611 (1909).*  
*Garrulus onops, Whitaker, Ibis, 1898, p. 606.*  
*Garrulus glandarius minor, Hartert, Vög. pal. Faun. i. p. 31 (1903).*

Eggs of the Lesser African Jay are indistinguishable from those of *G. glandarius*.

8. Riff, North Morocco, 8th April. W. Radcliffe Saunders, Esq.  
 [P.]

**Garrulus krynicki, Kalenicz.**

- Corvus melanocephalus, Krüper, J. f. O. 1869, p. 33.*  
*Garrulus stridens, Elwes & Buckley, Ibis, 1870, p. 191.*  
*Garrulus krynicki, Sharpe, Cat. Birds B. M. iii. p. 99 (1877); Newton,*  
*Ootheca Wolleyana, pt. ii. p. 494 (1902); Dresser, Man. Pal. Birds,*  
*i. p. 414 (1902); id., Eggs Birds Europe, pts. xi. & xii. p. 424,*  
*pl. 3, figs. 7 & 8 (1908); Sharpe, Hand-l. v. p. 612 (1909); Nehr.*  
*Kat. Eiersamml. p. 361 (1910).*  
*Garrulus glandarius krynicki, Hartert, Vög. pal. Faun. i. p. 32 (1903);*  
*Jour. Eggs Europ. Birds, i. p. 27 (1906).*

Eggs of the Turkish Black-headed Jay are quite like those of *G. glandarius*.

2. Smyrna, Asia Minor, 20th May Seebohm Coll.  
 (*T. Krüper*).  
 4. Smyrna, 1st June (*T. K.*). Seebohm Coll.  
 2. Smyrna, 1st June (*T. K.*). Seebohm Coll.  
 1. Smyrna, 9th June (*T. K.*). Seebohm Coll.  
 2. Smyrna, 16th June (*T. K.*) Crowley Bequest.  
 6. Mersina, Asia Minor, 7th April W. Radcliffe Saunders, Esq.  
 (*O. Reiser*). [P.]  
 2. Lenkoran, Talish (*Nehrkorn Coll.*). Crowley Bequest.

**Garrulus atricapillus, Geoffr.**

- Garrulus atricapillus, *Sharpe, Cat. Birds B. M.* iii. p. 612 (1877); *Dresser, Man. Pal. Birds*, i. p. 413 (1902); *id.*, *Eggs Birds Europ.* pts. xi. & xii. p. 424 (1908); *Sharpe, Hand-l.* v. p. 612 (1909); *Nehrck. Kat. Eiersamml.* p. 361 (1910).  
 Garrulus glandarius atricapillus, *Hartert, Vög. pal. Faun.* i. p. 32 (1903); *Jour. Eggs Europ. Birds*, i. p. 28 (1906).

Eggs of the Syrian Jay do not differ from those of *G. glandarius*.

2. Olive Grove, near Jerusalem, 26th April (*H. B. Tristram*). Crowley Bequest.  
 4. Beirut, 27th April. W. Radcliffe Saunders, Esq. [P.]

**Garrulus japonicus, Schleg.**

- Garrulus japonicus, *Sharpe, Cat. Birds B. M.* iii. p. 95 (1877); *Dresser, Man. Pal. Birds*, i. p. 415 (1902); *Ingram, Ibis*, 1908, p. 149; *Sharpe, Hand-l.* v. p. 612 (1909); *Nehrck. Kat. Eiersamml.* p. 361 (1910).  
 Garrulus glandarius japonicus, *Hartert, Vög. pal. Faun.* i. p. 32 (1903).

Eggs of the Japanese Jay do not differ from those of *G. glandarius* described above.

5. Fujiyama, Hondo, Japan, 23rd May (*A. Owston: Heatley Noble Coll.*). Crowley Bequest.  
 6. Kanagawa, nr. Yokohama, 11th May. W. Radcliffe Saunders, Esq. [P.]  
 4. Norikurayama, Hondo, 28th May. W. Radcliffe Saunders, Esq. [P.]

**Garrulus brandti, Eversmann.**

- Garrulus brandti, *Dybowski & Parrex, J. f. O.* 1868, p. 332; *Sharpe, Cat. Birds B. M.* iii. p. 96 (1877); *Dresser, Man. Pal. Birds*, i. p. 413 (1902); *id.*, *Eggs Birds Europe*, pts. xi. & xii. p. 423, pl. 3. figs. 5 & 6 (1908); *Sharpe, Hand-l.* v. p. 612 (1909); *Nehrck. Kat. Eiersamml.* p. 361 (1910).  
 Garrulus glandarius brandti, *Hartert, Vög. pal. Faun.* i. p. 33 (1903); *Jour. Eggs Europ. Birds*, i. p. 28 (1906).

Eggs of Brandt's Jay are of the usual type, and are indistinguishable from those of *G. glandarius*.

1. East Siberia (*B. Dybowski & A. Parrex: Tristram Coll.*). Crowley Bequest.  
 2. Amurland, 19th April. Crowley Bequest.  
 1. Amurland, 4th May. Crowley Bequest.  
 3. Amurland. W. Radcliffe Saunders, Esq. [P.]



**Garrulus whitakeri, Hartert.**

*Garrulus glandarius whitakeri*, Hartert, *Vög. pal. Faun.* i. p. 33 (1903);  
*Whitaker, Birds Tunis.* ii. p. 10 (1905).  
*Garrulus whitakeri*, Sharpe, *Hand-l.* v. p. 612 (1909).

Eggs of Whitaker's Jay are similar to those of *G. glandarius*.

4. Morocco, 4th April. W. Radcliffe Saunders, Esq.  
 [P.]

**Garrulus cervicalis, Bonap.**

*Garrulus cervicalis*, Loche, *Expl. Sci. Algér., Ois.* i. p. 120 (1867); Sharpe,  
*Cat. Birds B. M.* iii. p. 98 (1877); Koenig, *J. f. O.* 1896, p. 216, pl. vi.  
 fig. 5; Erlanger, *J. f. O.* 1899, p. 489; Dresser, *Man. Pal. Birds.* i.  
 p. 414 (1902); Whitaker, *Birds Tunis.* ii. p. 9 (1905); Dresser, *Eggs*  
*Birds Europe*, pls. xi. & xii. p. 425, pl. 3, figs. 9 & 10 (1908); Sharpe,  
*Hand-l.* v. p. 612 (1909); *Nehrck. Kat. Eiersamm.* p. 361 (1910).  
*Garrulus glandarius cervicalis*, Hartert, *Vög. pal. Faun.* i. p. 34 (1903);  
*Jour. Eggs Europ. Birds.* i. p. 28 (1906).

Eggs of the Algerian Black-headed Jay are indistinguishable from those of *G. glandarius*.

4. Boghar Forest, Algeria, June (H. B. Tristram). Crowley Bequest &  
 Salvin-Godman Coll.  
 3. Benghazi, N. Africa (C. Wright). Seebohm Coll.

**Garrulus bispecularis, Vigors.**

*Garrulus bispecularis*, Sharpe, *Cat. Birds B. M.* iii. p. 100 (1877); Oates,  
*Faun. Brit. Ind., Birds.* i. p. 39 (1889); Oates, ed. Hume, *Nests &*  
*Eggs Ind. Birds.* i. p. 28 (1889); Sharpe, *Hand-l.* v. p. 613 (1909);  
*Nehrck. Kat. Eiersamm.* p. 361 (1910).

Three eggs of the Himalayan Jay are similar to those of *G. glandarius*, but smaller. They measure respectively: 1.17 by .85; 1.17 by .84; and 1.1 by .87.

2. Kotgarh, Punjab, 18th June. Hume Coll.  
 1. Murree, Punjab, 6th May (C. H. T. Marshall). Hume Coll.

**Garrulus sinensis, Swinh.**

*Garrulus sinensis*, Sharpe, *Cat. Birds B. M.* iii. p. 101 (1877); David &  
 Oustal, *Ois. Chine*, p. 378 (1877); Sharpe, *Hand-l.* v. p. 613 (1909);  
*Nehrck. Kat. Eiersamm.* p. 361 (1910).

Eggs of the Chinese Jay differ in no way from those of *G. glandarius*.

4. Foh-kien, China, 23rd April. C. B. Rickett, Esq. [P.].  
 3. Kuatun, Fohkien, 5th May. C. B. Rickett, Esq. [P.].  
 3. Kuatun, 11th May. C. B. Rickett, Esq. [P.].  
 3. Kuatun, 21st April. J. D. La Touche, Esq. [C.].  
 3. Kuatun, 7th May. J. D. La Touche, Esq. [C.].

Genus **LALETES**, *Reichenow*.**Lalates lanceolatus** (*Vigors*).

*Garrulus lanceolatus*, *Hutton, J. Asiat. Soc. Beng.* xvii. pt. ii. p. 5 (1848); *Sharpe, Cat. Birds B. M.* iii. p. 101 (1877); *Oates, Faun. Brit. Ind., Birds*, i. p. 38 (1889); *Oates, ed. Hume, Nests & Eggs Ind. Birds*, i. p. 26 (1889).

*Lalates lanceolatus*, *Sharpe, Hand-l.* v. p. 613 (1909); *Nehrke, Kat. Eier-samm.* p. 361 (1910).

Eggs of the Black-throated Jay are similar to those of *Garrulus glandarius* but are smaller, as in *G. bispecularis*.

- |  |                       |
|--|-----------------------|
| 1. Himalaya.                                       | Purchased.            |
| 2. Murree, Punjab, 25th May ( <i>Dr. Parker</i> ). | Crowley Bequest.      |
| 4. Kotgarh, Punjab, 4th April.                     | Hume Coll.            |
| 5. Kotgarh, 30th April.                            | Hume Coll.            |
| 2. Kotgarh, 16th May.                              | Hume Coll.            |
| 5. Kotgarh, 24th June.                             | Hume Coll.            |
| 5. Mussoorie, N.W. Provinces ( <i>T. Hutton</i> ). | Hume Coll.            |
| 3. Mussoorie ( <i>T. H.</i> )                      | Capt. J. Hutton [P.]. |
| 3. Upper Garhwal, April.                           | Hume Coll.            |

Genus **CRACTES**, *Billberg*.**Cractes infaustus** (*Linn.*).

*Perisoreus infaustus*, *Baedeker, Eier Eur. Vög.* tab. 76. fig. 5 (1855-63); *Sharpe, Cat. Birds B. M.* iii. p. 103 (1877) [part.]; *Newton, Ootheca Wolleyana*, pt. ii. p. 478, pl. xiii. (1902); *Dresser, Man. Pal. Birds*, i. p. 410 (1902) [part.]; *Rey, Eier Vög. Mitteleurop.* i. p. 375 (1904), pl. 46. figs. 7-13 (1900); *Dresser, Eggs Birds Europe*, pts. xi. & xii. p. 420, pl. i. figs. 13-16 (1908).

*Perisoreus infaustus infaustus*, *Hartert, Vög. pal. Faun.* i. p. 34 (1903).

*Cractes infaustus*, *Sharpe, Hand-l.* v. p. 614 (1909); *Nehrke, Kat. Eiersamm.* p. 361 (1910).

Eggs of the Siberian Jay vary in shape from a long rather pointed oval to a very wide oval, and are somewhat glossy. The ground is some shade of greenish-white or rarely pale greyish-green, spotted and blotched all over, but especially towards the larger end where the markings are often confluent and form a zone or irregular cap, with umber-brown, ashy-brown and lilac-grey. They vary in length from 1.18 to 1.32, and in breadth from .83 to .93.

- |  |                                   |
|--|-----------------------------------|
| 3. Lapland ( <i>Hawkins</i> ).           | W. Radcliffe Saunders, Esq. [P.]. |
| 2. Lapland ( <i>H. Wheelwright</i> ).    | Seebohm Coll.                     |
| 4. Lapland ( <i>H. W.</i> ).             | Seebohm Coll.                     |
| 2. Lapland, 19th April ( <i>H. W.</i> ). | Seebohm Coll.                     |
| 3. Lapland, 2nd May ( <i>Hawkins</i> ).  | Seebohm Coll.                     |

- |    |  |                                      |
|----|--|--------------------------------------|
| 4. | Muonioniska, Lapland, 6th April<br>( <i>Meves</i> ). | Seeböhm Coll.                        |
| 4. | Muonioniska, 20th April ( <i>Knoblock</i> ).         | Seeböhm Coll.                        |
| 3. | Muonioniska, 8th April.                              | W. Radcliffe Saunders, Esq.<br>[P.]. |
| 1. | Muonioniska, 29th April ( <i>Tristram Coll.</i> ).   | Crowley Bequest.                     |
| 2. | Rowa, East Bothnia, 26th May.                        | Salvin-Godman Coll.                  |
| 1. | Salmo-vaara, East Bothnia ( <i>J. Wolley</i> ).      | Salvin-Godman Coll.                  |
| 4. | Kangas-järwi, E. Bothnia, April.                     | Seeböhm Coll.                        |
| 2. | Finland ( <i>J. Wolley: Tristram Coll.</i> ).        | Crowley Bequest.                     |

### *Cractes canadensis* (Linn.).

- Perisoreus canadensis*, *Sharpe, Cat. Birds B. M.* iii. p. 104 (1877); *Jeffries, Bull. Nutt. Orn. Cl.* vii. p. 181 (1882); *Bendire, Life-Hist. N. Amer. Birds*, ii. p. 385, pl. iii. figs. 18, 19 (1895).
- Perisoreus canadensis canadensis*, *Ridgw. Birds North & Middle Amer.* iii. p. 366 (1904).
- Cractes canadensis*, *Sharpe, Hand-l.* v. p. 614 (1909); *Nehrk. Kat. Eiersamml.* p. 361 (1910).

Two eggs of the Canada Jay resemble those of *C. infaustus*. They measure respectively: 1·16 by ·85, and 1·12 by ·82.

2. [Canada.] Crowley Bequest.

### Genus **CYANOCITTA**, *Strickl.*

#### *Cyanocitta cristata* (Linn.).

- Corvus cristatus*, *Thien. Fortpflanz. ges. Vög.* tab. xli. figs. 7 a-c (1845-54).
- Cyanocitta cristata*, *Sharpe, Cat. Birds B. M.* iii. p. 107 (1877); *Nehrl. Bull. Nutt. Orn. Cl.* vii. p. 168 (1882); *Bendire, Life-Hist. N. Amer. Birds*, ii. p. 356, pl. v. figs. 5, 6 (1895); *Sharpe, Hand-l.* v. p. 615 (1909); *Nehrk. Kat. Eiersamml.* p. 361 (1910).
- Cyanocitta cristata cristata*, *Ridgw. Birds North & Middle Amer.* iii. p. 347 (1904).

Eggs of the American Blue Jay are of a regular rather wide oval shape, sometimes somewhat pointed towards the smaller end, and slightly glossy. The ground-colour varies much, and may be dull greyish-green, pale olive-green, pale olive-brown, and occasionally pale whitish-buff. The shell is usually finely spotted all over, especially round the larger end, with umber-brown, or vandyke-brown and ash-grey or lilac-grey, but in some examples the markings are fewer and larger. They vary in length from 1·02 to 1·2, and in breadth from ·81 to ·85.

- |  |                                   |
|--|-----------------------------------|
| 5. North America ( <i>Henshaw Coll.</i> ).                     | Salvin-Godman Coll.               |
| 4. North America ( <i>Henshaw Coll.</i> ).                     | Salvin-Godman Coll.               |
| 4. North America ( <i>Henshaw Coll.</i> ).                     | Salvin-Godman Coll.               |
| 4. North America ( <i>Henshaw Coll.</i> ).                     | Salvin-Godman Coll.               |
| 2. North America ( <i>Smiths. Inst.</i> ).                     | Salvin-Godman Coll.               |
| 4. New York ( <i>D. G. Elliot: Tristram Coll.</i> ).           | Crowley Bequest.                  |
| 4. Princeton, New Jersey, 15th May ( <i>W. E. D. Scott.</i> ). | Princeton University, N. J. [E.]. |
| 3. Philadelphia ( <i>Tristram Coll.</i> ).                     | Crowley Bequest.                  |
| 3. Illinois, 1st April ( <i>W. S. Strode.</i> ).               | W. Radcliffe Saunders, Esq. [P.]. |
| 3. Fulton, Illinois, 20th April ( <i>W. S. S.</i> ).           | W. Radcliffe Saunders, Esq. [P.]. |
| 3. Fulton, 20th April ( <i>W. S. S.</i> ).                     | W. Radcliffe Saunders, Esq. [P.]. |

### Cyanocitta coronata (*Swains.*).

- Cyanocitta coronata*, *Sharpe, Cat. Birds B. M.* iii. p. 111 (1877); *Salv. & Godm. Biol. Centr.-Amer., Aves*, i. p. 491 (1887); *Sharpe, Hand-l.* v. p. 616 (1909).
- Cyanocitta stelleri coronata*, *Ridgw. Birds North & Middle Amer.* iii. p. 362 (1904).

An egg said to be that of the Blue-crested Jay is of a regular oval shape and without gloss. The ground is pale blue, rather sparingly spotted with distinct small spots of dull chocolate-brown and lilac-grey. It measures 1.23 by .89.

1. Guatemala. Crowley Bequest.

### Cyanocitta florincola, *Coues.*

- Cyanocitta cristata florincola*, *Bendire, Life-Hist. N. Amer. Birds*, ii. p. 361, pl. v. figs. 7, 8 (1895); *Ridgw. Birds North & Middle Amer.* iii. p. 350 (1904).
- Cyanocitta florincola*, *Sharpe, Hand-l.* v. p. 615 (1909); *Nehrke, Kat. Eiersamml.* p. 362 (1910).

Four eggs of the Florida Blue Jay are of the same type as those of *C. cristata*, with the ground-colour pale olive-brown.

4. Florida, 30th March (*Dickinson*). W. Radcliffe Saunders, Esq. [P.].

### Genus APHELOCOMA, *Cabanis.*

#### Aphelocoma californica (*Vigors.*)

- Aphelocoma californica*, *Sharpe, Cat. Birds B. M.* iii. p. 113 (1877); *Bendire, Life-Hist. N. Amer. Birds*, ii. p. 374, pl. v. figs. 15-18 (1895); *Sharpe, Hand-l.* v. p. 617 (1909); *Nehrke, Kat. Eiersamml.* p. 362 (1910).
- Aphelocoma californica californica*, *Ridgw. Birds North & Middle Amer.* iii. p. 327 (1904).

Eggs of the California Jay vary in shape from a broad oval to a somewhat pointed oval, and are distinctly glossy. The ground-colour varies from pale blue to greyish-green or pale olive-green. The blue examples from Los Angeles are very sparingly marked with small spots of reddish-brown and lilac: the other specimens are more or less spotted all over with reddish-brown or umber-brown and lilac or ash-grey, the markings being always most numerous towards the larger end, and in some specimens forming a distinct cap.

- |  |                                     |
|--|-------------------------------------|
| 1. [California] ( <i>Smiths. Inst.</i> ).                                | Salvin-Godman Coll.                 |
| 4. California, 2nd May ( <i>Wallace</i> ).                               | Crowley Bequest.                    |
| 2. Sacramento Valley, California<br>( <i>A. L. H.: Tristram Coll.</i> ). | Crowley Bequest.                    |
| 4. Pasadena, California, 20th May.                                       | W. Radcliffe Saunders, Esq.<br>[P.] |
| 3. Los Angeles, California.  | W. Radcliffe Saunders, Esq.<br>[P.] |

#### *Apelocoma woodhousei* (*Baird*).

*Apelocoma woodhousei*, *Sharpe, Cat. Birds B. M.* iii. p. 114 (1877); *Bendire, Life-Hist. N. Amer. Birds*, ii. p. 372, pl. v. fig. 14 (1895); *Ridgw. Birds North & Middle Amer.* iii. p. 333 (1904); *Sharpe, Hand-l.* v. p. 617 (1909); *Nehrk, Kat. Eiersamml.* p. 362 (1910).

Five eggs of Woodhouse's Jay resemble the more strongly marked examples of *A. californica* described above.

- |                             |                                     |
|-----------------------------|-------------------------------------|
| 5. [Western United States.] | W. Radcliffe Saunders, Esq.<br>[P.] |
|-----------------------------|-------------------------------------|

#### *Apelocoma cyanotis*, *Ridgway*.

*Apelocoma cyanotis*, *Bendire, Life-Hist. N. Amer. Birds*, ii. p. 382 (1895); *Ridgw, Birds North & Middle Amer.* iii. p. 335 (1904); *Sharpe, Hand-l.* v. p. 617 (1909).

Five eggs of the Blue-eared Jay are of a wide oval shape and slightly glossy. The ground-colour in one is greyish-blue and in the remaining four dull greyish-green. All are marked with chestnut and lilac-grey spots: rather faint in two specimens, mostly concentrated round the larger end in two more, and round the smaller end in the fifth. They bear a curious resemblance to strongly marked eggs of *Turdus viscivorus*. They measure respectively: 1.11 by .82; 1.1 by .8; 1.05 by .85; 1.03 by .8; and 1.02 by .81.

- |  |                     |
|--|---------------------|
| 5. North-west head of Guadalupe<br>River, Central Texas, 5th April<br>( <i>H. P. Attwater</i> ). | Salvin-Godman Coll. |
|--|---------------------|

Genus **CYANOCORAX**, *Boie*.**Cyanocorax chrysops** (*Vieill.*).

*Cyanocorax chrysops*, *Sharpe, Cat. Birds B. M.* iii. p. 120 (1877); *Chubb, Ibis*, 1910, p. 646; *Sharpe, Hand-l.* v. p. 619 (1909); *Nehr. Kat. Eiersamml.* p. 362 (1910).

Eggs of the Urraca Jay vary in shape from a broad to a somewhat pointed oval, and are slightly glossy. The ground varies from greyish-white to creamy-white and whitish-buff, and is generally thickly freckled all over with yellowish-brown and lilac-grey, the markings being usually most numerous at the broad end. In some clutches the markings are small and comparatively speaking few, in others they are much coarser and have a somewhat blotched appearance. In one abnormally coloured set the ground is pale bluish-white with small very dark brown spots and ash-grey under-markings, mostly concentrated about the large end. They vary in length from 1·18 to 1·4, and in breadth from ·88 to ·98.

3. Sapucay, Paraguay.	W. Foster, Esq. [C.]
3. Sapucay.	W. Foster, Esq. [C.]
3. Sapucay.	W. Foster, Esq. [C.]
2. Sapucay, 1st Oct.	W. Foster, Esq. [C.]
2. Sapucay, 2nd Oct.	W. Foster, Esq. [C.]
3. Sapucay, 8th Oct.	W. Foster, Esq. [C.]
4. Sapucay, 11th Oct.	W. Foster, Esq. [C.]
2. Sapucay, 12th Oct.	W. Foster, Esq. [C.]
4. Sapucay, 13th Oct.	W. Foster, Esq. [C.]
3. Sapucay, 13th Oct.	W. Foster, Esq. [C.]
2. Sapucay, 13th Oct.	W. Foster, Esq. [C.]
4. Sapucay, 19th Oct.	W. Foster, Esq. [C.]
3. Sapucay, 11th Nov.	W. Foster, Esq. [C.]
2. Sapucay, 12th Nov.	W. Foster, Esq. [C.]
2. Sapucay, 13th Nov.	W. Foster, Esq. [C.]
3. Sapucay, 22nd Nov.	W. Foster, Esq. [C.]
4. Sapucay, 4th Dec.	W. Foster, Esq. [C.]

**Cyanocorax affinis**, *Pelz.*

*Cyanocorax affinis*, *Sharpe, Cat. Birds B. M.* iii. p. 121 (1877); *Scl. & Salv. P. Z. S.* 1879, p. 510; *Allen, Bull. Amer. Mus.* xxi. p. 290 (1905); *Sharpe, Hand-l.* v. p. 619 (1909); *Nehr. Kat. Eiersamml.* p. 362 (1910).

Two eggs of the Colombian Jay do not differ in any way from typical examples of *C. chrysops*, with the ground-colour whitish-buff. They measure respectively: 1·36 by ·96, and 1·32 by ·99.

- |   |                     |
|---|---------------------|
| 2. Remedios, Antioquia, U.S.<br>Colombia ( <i>T. K. Salmon</i> ). | Salvin-Godman Coll. |
|---|---------------------|

**Cyanocorax mystacalis** (*Geoffr.*).

*Cyanocorax mystacalis*, *Sharpe, Cat. Birds B. M.* iii. p. 124 (1877); *Tacz. Orn. Pérou*, ii. p. 398 (1884); *Sharpe, Hand-l.* v. p. 620 (1909); *Nehrk. Kat. Eiersamml.* p. 362, pl. i. fig. 2 (1910).

An egg of the Ecuador Jay is like some of the very finely spotted examples laid by *C. chrysops*. The ground is pale whitish-buff, minutely dotted all over with points and small well-defined spots of dark brown and lilac-grey. It measures 1.25 by .92.

1. N. Peru (*Nehrkorn Coll.*).

Crowley Bequest.

**Cyanocorax cæruleus** (*Vieill.*).

(Plate XXII. figs. 13 & 15.)

*Cyanocorax cæruleus*, *Sharpe, Cat. Birds B. M.* iii. p. 126 (1877); *Hellmayr, Nov. Zool.* xiii. p. 305 (1906); *Sharpe, Hand-l.* v. p. 621 (1909); *Chubb, Ibis*, 1910, p. 646; *Nehrk. Kat. Eiersamml.* p. 363, pl. i. fig. 1 (1910).

Eggs of the South Brazilian Blue Jay vary from a wide to a regular oval shape, sometimes somewhat pointed towards the smaller end, and are very slightly glossy. The large series collected by Mr. Foster at Sapucay is remarkably uniform in appearance. All have the ground pale blue, boldly spotted and blotched with reddish chocolate-brown and lilac-grey of several shades. In most examples the markings are distributed all over the shell, but in one or two they are more numerous at the larger end and form an irregular wreath. They vary in length from 1.1 to 1.32, and in breadth from .83 to .91.

- |   |                           |
|---|---------------------------|
| 8. Sapucay, Paraguay.                           | W. Foster, Esq. [C.].     |
| 2. Sapucay, 1st Oct.                            | W. Foster, Esq. [C.].     |
| 2. Sapucay, 2nd Oct.                            | W. Foster, Esq. [C.].     |
| 5. Sapucay, 6th Oct.                            | W. Foster, Esq. [C.].     |
| 1. Sapucay, 13th Oct.                           | W. Foster, Esq. [C.].     |
| 3. Sapucay, 18th Oct.                           | W. Foster, Esq. [C.].     |
| 4. Sapucay, 4th Nov.                            | W. Foster, Esq. [C.].     |
| 5. Sapucay, 13th Nov.                           | W. Foster, Esq. [C.].     |
| 4. Sapucay, 3rd Dec.                            | W. Foster, Esq. [C.].     |
| 1. Brazil.                                      | Spencer Moore, Esq. [P.]. |
| 2. Serra do Mar, São Paulo, Brazil,<br>3rd Oct. | Crowley Bequest.          |

Three eggs from Brazil and Serra do Mar also referred to the present species have a very different type of marking, the ground being pale greenish-blue closely freckled all over with umber-brown and lilac-grey. These eggs agree exactly with the figure given by Herr Nehrkorn.

Genus **XANTHURA**, *Bonap.***Xanthura galeata**, *Ridgway.*

- Xanthura yncas*, *Sharpe, Cat. Birds B. M.* iii. p. 129 (1877) [part.];  
*Nehrke, Kat. Eiersamml.* p. 363 (1910).  
*Cyanocorax incas*, *Sci. & Sale. (nec Bodd.) P. Z. S.* 1879, p. 510.  
*Xanthoura yncas galeata*, *Ridgw. Auk*, xvii. p. 27 (1900).  
*Xanthura galeata*, *Sharpe, Hand-l.* v. p. 621 (1909).

Two eggs of the Helmeted Inca Jay are of a rather wide oval shape, a third is more pointed, and all are slightly glossy. The ground is dull greenish-white densely freckled all over with fine markings of yellowish-umber, brown and lilac-grey. In one specimen the markings are concentrated at the larger end and form an irregular cap. They measure respectively: 1·22 by ·85; 1·2 by ·84; and 1·12 by ·85.

- |                                   |                     |
|-----------------------------------|---------------------|
| 1. U. S. Colombia.                | Crowley Bequest.    |
| 2. Santa Elena, Antioquia, U. S.  | Salvin-Godman Coll. |
| Colombia ( <i>T. K. Salmon</i> ). |                     |

**Xanthura luxuosa** (*Less.*).

- Xanthura luxuosa*, *Sharpe, Cat. Birds B. M.* iii. p. 132 (1877) [part.];  
*Salvin & Godman, Biol. Centr.-Amer., Aves*, i. p. 502 (1887) [part.];  
*Sharpe, Hand-l.* v. p. 621 (1909).  
*Xanthoura luxuosa luxuosa*, *Ridgw. Birds North & Middle Amer.* iii.  
 p. 306 (1904).

Four eggs of the Green Jay are much the same as those of *X. galeata* but are smaller and less densely spotted. The ground is white or pale greenish-white, spotted all over and blotched towards the larger end with various shades of yellowish-brown and lilac-grey. They measure respectively: 1·06 by ·84; 1·03 by ·8; 1 by ·81; and 1 by ·8.

- |   |                     |
|---|---------------------|
| 3. Tampico, Tamaulipas, E. Mexico,        | Salvin-Godman Coll. |
| 3rd June ( <i>W. B. Richardson</i> ).     |                     |
| 1. Tampico, 3rd June ( <i>W. B. R.</i> ). | Salvin-Godman Coll. |

**Xanthura glaucescens**, *Ridgway.*

- Xanthura incas var. luxuosa*, *Merrill, Bull. Nutt. Orn. Club.* i. p. 89 (1876).  
*Xanthura luxuosa*, *Sharpe, Cat. Birds B. M.* iii. p. 132 (1877) [part.];  
*Sennett, Bull. U. S. Geol. & Geogr. Surv.* iv. p. 29 (1878); *Merrill,*  
*P. U. S. Nat. Mus.* i. p. 136 (1878); *Salvin & Godm. Biol. Centr.-*  
*Amer., Aves*, i. p. 502 (1887) [part.].  
*Xanthoura luxuosa*, *Bendire (nec Less.), Life-Hist. N. Amer. B.* ii. p. 383,  
 pl. iii. figs. 15-17 (1895).  
*Xanthoura luxuosa glaucescens*, *Ridgw. Birds North & Middle Amer.*  
 iii. p. 308 (1904).  
*Xanthura glaucescens*, *Sharpe, Hand-l.* v. p. 621 (1909).



Eggs of the Rio Grande Green Jay resemble those of *X. galeata*, but are rather smaller.

4. [South-western Texas.]

W. Radcliffe Saunders, Esq.  
[P.]

**Xanthura guatemalensis**, *Bonap.*

*Xanthura luxuosa*, *Sharpe, Cat. Birds B. M.* iii. p. 132 (1877) [part.];  
*Salv. & Godm. Biol. Centr.-Amer., Aves*, i. p. 502 (1887) [part.].

*Xanthura luxuosa guatemalensis*, *Ridgw. Birds North & Middle Amer.* iii. p. 310 (1904).

*Xanthura guatemalensis*, *Sharpe, Hand-l.* v. p. 622 (1909).

*Xanthura luxuosa*, *Nehr. Kat. Eiersamml.* p. 363 (1910).

Eggs of the Guatemalan Green Jay resemble those of *X. galeata*, but are not quite so heavily spotted. They measure respectively: 1.18 by .82; 1.09 by .82; and 1.08 by .8.

1. Yucatan (*G. F. Gaumer*).

Gould Coll.

2. Yucatan.

Crowley Bequest.

Genus **CISSOLOPHA**. *Bonap.*

**Cissolopha yucatanica** (*Dubois*).

*Xanthura yucatanica*, *Sharpe, Cat. Birds B. M.* iii. p. 133 (1877).

*Cyanocitta yucatanica*, *Boucard, P. Z. S.* 1883, p. 446.

*Cyanolyca yucatanica*, *Salv. & Godm. Biol. Centr.-Amer., Aves*, i. p. 498 (1887).

*Cissolopha yucatanica*, *Ridgw. Birds North & Middle Amer.* iii. p. 315 (1904).

*Cissolopha yucatanica*, *Sharpe, Hand-l.* v. p. 622 (1909); *Nehr. Kat. Eiersamml.* p. 363 (1910).

Eggs of the Yucatan Jay are of a broad oval form, sometimes somewhat pointed towards the smaller end, and distinctly glossy. The ground varies from pinkish-white or dull purplish-white to pale pinkish-brick-colour, and is thickly or sparingly spotted with light red, chestnut, or brown, and underlying marks of purplish-grey. They vary in length from 1.08 to 1.23, and in breadth from .75 to .92.

2. Yucatan.

Crowley Bequest.

2. Yucatan (*Nehrkorn Coll.*).

Crowley Bequest.

2. Yucatan (*Nehrkorn Coll.*).

Crowley Bequest.

2. Valladolid, Yucatan (*G. F. Gaumer*).

Gould Coll.

2. Zoological Gardens, London.

Zoological Society Coll.

**Cissolopha beecheyi** (*Vigors*).

(Plate XXII. fig. 14.)

*Xanthura beecheyi*, *Sharpe, Cat. Birds B. M.* iii. p. 133 (1877).

*Cyanolyca beecheyi*, *Salvin & Godm. Biol. Centr.-Amer., Aves*, i. p. 497 (1887).

*Cissilopha beecheii*, *Ridgw. Birds North & Middle Amer.* iii. p. 316 (1904).

*Cissolopha beecheyi*, *Sharpe, Hand-l.* v. p. 622 (1909); *Nehr. Kat. Eiersamml.* p. 363 (1910).

Two eggs of Beechey's Jay are of a rather long oval shape and somewhat glossy; the ground is light pinkish brick-colour, thickly spotted at the broad end, and somewhat sparingly elsewhere, with light chestnut and reddish lilac-grey, the markings at the broad end being more or less confluent. They measure respectively 1.35 by .94 and 1.35 by .94.

2. Mazatlan, W. Mexico, 17th May Crowley Bequest.  
(*A. Forrer*).

### *Cissolopha melanocyanea* (*Hartl.*).

*Cyanocitta melanocyanea*, *Scl. & Salv. Ibis*, 1859, p. 21, pl. v. fig. 6.

*Xanthura melanocyanea*, *Sharpe, Cat. Birds B. M.* iii. p. 134 (1877).

*Cyanolyca melanocyanea*, *Salvin & Godm. Biol. Centr.-Amer., Aves*, i. p. 498 (1887).

*Cissilopha melanocyanea*, *Ridgw. Birds North & Middle Amer.* iii. p. 317 (1904).

*Cissolopha melanocyanea*, *Sharpe, Hand-l.* v. p. 623 (1909); *Nehr. Kat. Eiersamml.* p. 363 (1910).

Eggs of Hartlaub's Jay are of two types: the first, with a light pinkish-brick ground and light chestnut and reddish-lilac markings, resembles the eggs of *C. beecheyi* described above; the other type, said to be also of this species, resembles the eggs of *C. yucatanica*, having the ground pinkish-white with dark chestnut and lilac-grey spots scattered all over the shell. They measure from 1.08 to 1.23 in length, and from .81 to .89 in breadth.

- |  |                     |
|--|---------------------|
| 1. Mexico ( <i>Nehrkorn Coll.</i> ).             | Crowley Bequest.    |
| 1. San Geronimo, Guatemala ( <i>O. Salvin</i> ). | Salvin-Godman Coll. |
| 3. San Geronimo, 29th April ( <i>O. S.</i> ).    | Salvin-Godman Coll. |
| 1. Dueñas, Guatemala, 28th May ( <i>O. S.</i> ). | Salvin-Godman Coll. |
| 3. Dueñas, 31st May ( <i>O. S.</i> ).            | Salvin-Godman Coll. |

### Genus **PSILORHINUS**, *Rüpp.*

#### *Psilorhinus morio* (*Wagl.*).

*Psilorhinus morio*, *Sumichrast, Mem. Bost. Soc. N. H.* i. p. 554 (1869); *Sharpe, Cat. Birds B. M.* iii. p. 139 (1877); *Salvin & Godman, Biol. Centr.-Amer., Aves*, i. p. 505 (1887); *Sharpe, Hand-l.* v. p. 625 (1909); *Nehr. Kat. Eiersamml.* p. 363 (1910).

*Psilorhinus mexicanus*, *Salvin & Godman, t. c.* p. 506 (1887).

*Psilorhinus morio morio*, *Ridgw. Birds North & Middle Amer.* iii. p. 299 (1904).

An egg of the Brown Jay is of a somewhat pointed oval shape

and without gloss. The ground is creamy-white, densely and finely freckled all over with very small spots of umber-brown and grey. It measures 1·39 by ·95.

1. Mexico (*Tristram Coll.*). Crowley Bequest.

**Psilorhinus vociferus** (*Cabot*).

*Corvus vociferus*, *Cabot, Pr. Bost. Soc. N. H.* i. p. 155 (1843).

*Psilorhinus mexicanus*, *Boucard, P. Z. S.* 1883, p. 447.

*Psilorhinus mexicanus vociferus*, *Ridgw. Birds North & Middle Amer.* iii. p. 303 (1904).

*Psilorhinus vociferus*, *Sharpe, Hand-l.* v. p. 626 (1909).

Three eggs of the Yucatan Brown Jay are indistinguishable from those of *P. morio*, but are somewhat glossy. One example has the markings most dense at the broad end and some of the brown spots are rather large in size. They measure respectively 1·35 by ·97; 1·35 by ·98; 1·32 by ·92.

2. Yucatan. Crowley Bequest.  
1. Valladolid, Yucatan (*G. F. Salvin-Godman Coll.*  
*Gaumer*).

Genus **STRUTHIDEA**, *Gould*.

**Struthidea cinerea**, *Gould*.

*Struthidea cinerea*, *Gould, Handb. Birds Austr.* i. p. 472 (1865); *Sharpe, Cat. Birds B. M.* iii. p. 140 (1877); *North, Nests & Eggs Birds Austr.* p. 188, pl. viii. fig. 8 (1889); *Campbell, Nests & Eggs Austr. Birds*, i. p. 63 (1901); *North Nest & Eggs Birds Austr.* i. p. 18 (1901); *Barnard, Emu*, vii. p. 188 (1908); *Sharpe, Hand-l.* v. p. 626 (1909); *Nehrke, Kat. Eiersamml.* p. 364 (1910).

Eggs of the Apostle-bird or Grey Jumper are of an oval shape and slightly glossy. The ground is white with a few distinct scattered spots of brown of various shades or even black, and underlying ashy-grey or lilac-grey, the markings being nearly always round the larger end. They vary from 1·03 to 1·23 in length, and from ·75 to ·9 in breadth.

2. Queensland. Gould Coll.  
2. New South Wales, 18th Oct. Gould Coll.  
(*J. Gould*).  
3. Ivanhoe, N. S. Wales, 7th Sept. Crowley Bequest.  
(*A. J. North*).  
5. Dubbo, N. S. Wales, Oct. (*A. J. N.*). Crowley Bequest.  
1. Gippsland, Victoria. F. A. Philbrick, Esq. [P.].

Genus **PICATHARTES**, *Lesson*.**Picathartes gymnocephalus**, *Temm.*

*Picathartes gymnocephalus*, *Ussher, Ibis*, 1874, p. 67, pl. ii.; *Sharpe, Cat. Birds B. M.* iii. p. 141 (1877); *Reich. Vög. Afr.* ii. p. 644 (1903); *Shelley, Birds Afr.* v. p. 159 (1906); *Sharpe, Hand-l.* v. p. 626 (1909).

An egg of the White-necked Bare-headed Crow is of a rather long oval shape and without gloss. The ground is creamy-white, densely mottled all over with rather small spots and markings of yellowish-brown, umber-brown, and ashy or lilac-grey. It measures 1.57 by 1.06.

1. Denkera, Fantee (*S. D. Aubinn*). Dr. R. B. Sharpe [P.].

**Picathartes oreas**, *Reichenow*.

(Plate XXII. fig. 8.)

*Picathartes oreas*, *Reich. Vög. Afr.* ii. p. 644 (1903); *Shelley, Birds Afr.* v. p. 160 (1906); *Sharpe, Ibis*, 1908, p. 357; *id., Hand-l.* v. p. 626 (1909).

An egg of the Grey-necked Bare-headed Crow resembles that of *P. gymnocephalus*. It measures 1.57 by 1.06.

1. Cameroon. G. L. Bates Esq. [C.].

Genus **GLAUCOPIS**, *Gmel.***Glaucopis cinerea**, *Gmel.*

(Plate XXII. fig. 2.)

*Glaucopis cinerea*, *Sharpe, Cat. Birds B. M.* iii. p. 142 (1877); *Campbell, Tr. New Zeal. Inst.* xii. p. 249 (1879); *Buller, Birds N. Zeal.* i. p. 5 (1888), *Suppl.* ii. p. 164 (1905); *Sharpe, Hand-l.* v. p. 627 (1909).

Two eggs of the Orange-wattled Crow are of a somewhat pointed oval shape and are very slightly glossy. The ground is dull purplish-grey, rather sparingly spotted and blotched with sepia-brown and grey of various shades. They measure respectively 1.53 by 1.1 and 1.61 by 1.08.

2. New Zealand (*Field Coll.*). W. Radcliffe Saunders, Esq. [P.].

Genus **GRACULUS**, *Koch.***Graculus graculus** (*Linn.*).

*Corvus graculus*, *Thien. Fortpflanz. ges. Vög.* tab. xli. fig. 3 (1845-54).

*Pyrrhonorax graculus*, *Tristram, Ibis*, 1859, p. 292; *Salvin, Ibis*, 1859, pp. 313, 358; *Seebohm, Eggs of Brit. Birds*, p. 228, pl. 55. fig. 2

(1896); *Newton, Ootheca Wolleyana*, pt. ii. p. 471 (1902); *Dresser, Man. Pal. Birds*, i. p. 405 (1902); *Rey, Eier Vög. Mitteleurop.* i. p. 369 (1904), pl. 50. figs. 8-11 (1900); *Whitaker, Birds Tunis*. ii. p. 7 (1905); *Dresser, Eggs Birds Europ.* pts. xi. & xii. p. 415, pl. 2. figs. 7-9 (1908).

*Fregilus graculus*, *Loche, Expl. Sci. Algér.*, Ois. i. p. 116 (1867); *Hume & Henders, Lahore to Yark.* p. 243 (1873).

*Graculus graculus*, *Sharpe, Cat. Birds B. M.* iii. p. 146 (1877); *id.*, *Hand-l.* v. p. 627 (1909); *Nehrck, Kat. Eiersamml.* p. 364 (1910).

*Graculus eremita*, *Oates, Faun. Brit. Ind., Birds*, i. p. 43 (1889); *Oates, ed. Hume, Nests & Eggs Ind. Birds*, i. p. 31 (1889).

*Pyrrhocorax pyrrhocorax*, *Hartert, Vög. pal. Faun.* i. p. 35 (1903); *Jourd. Eggs Europ. Birds*, i. p. 30 pl. 2. figs. 8-11 (1906).

Eggs of the Chough vary in shape from a broad or regular oval to a somewhat pointed oval, and are almost devoid of gloss. The ground is white, creamy-white, or pale greenish-white, marked all over the shell, sometimes sparingly, sometimes densely, with spots and small blotches of umber-brown and lilac-grey of different shades, the markings being usually more numerous and rather larger at the broad end.

European eggs vary in length from 1.47 to 1.62, and in breadth from 1.01 to 1.16.

An Algerian egg measures 1.42 by 1.

The egg laid by the larger Tibetan race, named *Fregilus himalayanus*, Gould, is much larger than any other specimen in the Collection and measures 1.74 by 1.2. It does not differ in any other respect.

- |  |                                      |
|--|--------------------------------------|
| 1. I. of Islay, Inner Hebrides ( <i>Hargitt Coll.</i> ).   | Seebohm Coll.                        |
| 5. Trwyn-cilan, Carnarvon, 26th April ( <i>E. Evans</i> ). | W. Radcliffe Saunders, Esq.<br>[P.]. |
| 5. Trwyn-cilan, 10th May ( <i>E. E.</i> ).                 | W. Radcliffe Saunders, Esq.<br>[P.]. |
| 5. Pembrokeshire.  | Gould Coll.                          |
| 5. Ramsey I., Pembroke, 16th May ( <i>W. Morgan</i> ).     | W. Radcliffe Saunders, Esq.<br>[P.]. |
| 1. Portland Bill, Dorset ( <i>Tristram Coll.</i> ).        | Crowley Bequest.                     |
| 4. Lulworth, Dorset, May ( <i>P. Crowley</i> ).            | Crowley Bequest.                     |
| 7. Lulworth, June ( <i>P. C.</i> ).                        | Crowley Bequest.                     |
| 3. Lulworth, 29th April.                                   | Salvin-Godman Coll.                  |
| 4. Lulworth, May.  | Seebohm Coll.                        |
| 1. Rathlin I., Antrim.                                     | Seebohm Coll.                        |
| 2. Rathlin I.  | Seebohm Coll.                        |
| 3. Rathlin I., 22nd April.                                 | Seebohm Coll.                        |
| 2. The Breaches, Wicklow, 14th May ( <i>H. Saunders</i> ). | Seebohm Coll.                        |
| 4. Waterford, 28th April ( <i>R. J. Ussher</i> ).          | Seebohm Coll.                        |
| 4. Waterford, 4th May ( <i>R. J. U.</i> ).                 | Seebohm Coll.                        |
| 5. Waterford, 6th May ( <i>R. J. U.</i> ).                 | Seebohm Coll.                        |
| 4. Cappoquin, Waterford ( <i>R. J. U.</i> ).               | Seebohm Coll.                        |

- |  |                                      |
|--|--------------------------------------|
| 4. Kerry, 8th May ( <i>R. J. U.</i> ).                             | Seebohm Coll.                        |
| 3. Spanish side of Pyrenees ( <i>Tris-</i><br><i>tram Coll.</i> ). | Crowley Bequest.                     |
| 5. Zelengora, Bosnia, 16th June.                                   | W. Radcliffe Saunders, Esq.<br>[P.]. |
| 1. Algeria.  | Salvin-Godman Coll.                  |
| 1. Chumbi, Tibet, 8th May ( <i>L.</i><br><i>Mandelli.</i> ).       | Hume Coll.                           |

Genus **PYRRHOCORAX**, *Vieill.*

**Pyrrhocorax alpinus**, *Vieill.*

*Corvus pyrrhocorax*, *Thien. Fortpflanz. ges. Vög.* tab. xlii. figs. 2, *a-d* (1845-54).

*Pyrrhocorax alpinus*, *Sharpe, Cat. Birds B. M.* iii. p. 148 (1877); *Oates, Faun. Brüt. Ind., Birds*, i. p. 44 (1889); *Seebohm, Eggs of Brit. Birds*, p. 229, pl. 55. fig. 4 (1896); *Newton, Ootheca Wolleyana*, pt. ii. p. 473 (1902); *Dresser, Man. Pal. Birds*, i. p. 406 (1902); *Sharpe, Hand-l.* v. p. 627 (1909); *Nehrk. Kat. Eiersamml.* p. 364 (1910).

*Pyrrhocorax pyrrhocorax*, *Rey, Eier Vög. Mitteleurop.* i. p. 368 (1904), pl. 49. figs. 8-11 (1900).

*Pyrrhocorax graculus*, *Hartert, Vög. pal. Faun.* i. p. 36 (1903); *Jourd. Eggs Europ. Birds*, i. p. 33, pl. 4. figs. 8-11 (1906).

Eggs of the Alpine Chough are similar to those of *Graculus graculus*, but smaller. They vary in length from 1.34 to 1.55, and in breadth from 1 to 1.07.

- |   |                                      |
|---|--------------------------------------|
| 3. Europe.  | Old Collection.                      |
| 1. Leuk, Switzerland ( <i>Tristram</i><br><i>Coll.</i> ).       | Crowley Bequest.                     |
| 2. Parnassus, Greece, 20th May ( <i>T.</i><br><i>Krüper.</i> ). | Seebohm Coll.                        |
| 5. Parnassus, 22nd May ( <i>T. K.</i> ).                        | W. Radcliffe Saunders, Esq.<br>[P.]. |
| 4. Parnassus, 22nd May ( <i>T. K.</i> ).                        | W. Radcliffe Saunders, Esq.<br>[P.]. |

Genus **CORCORAX**, *Lesson.*

**Corcorax melanorhamphus** (*Vieill.*).

*Corcorax melanorhamphus*, *Gould, Handb. Birds Austr.* i. p. 470 (1865); *Sharpe, Cat. Birds B. M.* iii. p. 149 (1877); *North, Nests & Eggs Birds Austr.* p. 189 (1889); *Campbell, Nests & Eggs Austr. Birds*, i. p. 65, pl. (1901); *North, Nests & Eggs Birds Austr.* i. p. 21 (1901); *Sharpe, Hand-l.* v. p. 628 (1909); *Nehrk. Kat. Eier-samml.* p. 364 (1910).

Eggs of the White-winged Chough are of a broad or regular oval shape, somewhat pointed, and distinctly glossy. The ground is creamy-white, with rather large scattered blotches and spots of

vandyke-brown and purplish-grey of various shades distributed over the whole shell. In some specimens the surface-markings are almost absent. They vary in length from 1.4 to 1.81, and in breadth from 1.06 to 1.2.

- |   |                                      |
|---|--------------------------------------|
| 1. New South Wales.   | Salvin-Godman Coll.                  |
| 2. New South Wales.   | W. Radcliffe Saunders, Esq.<br>[P.]. |
| 4. New South Wales.   | T. Carter, Esq. [C.].                |
| 3. Yandembah, N. S. Wales, Sept.<br>( <i>A. J. North</i> ).   | Crowley Bequest.                     |
| 2. Merungle, N. S. Wales, 14th Oct.<br>( <i>A. J. N.</i> ).   | Crowley Bequest.                     |
| 2. Fish River, N. S. Wales ( <i>E. P.</i><br><i>Ramsay</i> ). | Crowley Bequest.                     |
| 4. Victoria.  | Government of Victoria [P.].         |
| 3. Murray River, Victoria, 5th May<br>( <i>A. J. N.</i> ).    | Crowley Bequest.                     |
| 1. Gippsland, Victoria.                                       | F. A. Philbrick, Esq. [P.].          |
| 2. South Australia.   | Gould Coll.                          |
| 5. South Australia.   | Gould Coll.                          |
| 7. South Australia.   | Gould Coll.                          |

Genus **PODOCES**, *Fischer*.

**Podoces panderi**, *Fischer*.

*Podoces panderi*, *Cabanis, J. f. O.* 1873, p. 63, pl. 3. figs. 37 & 38; *Sharpe, Cat. Birds B. M.* iii. p. 150 (1877); *Newton, P. Z. S.* 1897, p. 893, pl. li. fig. 10; *Dresser, Man. Pal. Birds*, i. p. 406 (1902); *Hartert, Vög. pal. Faun.* i. p. 39 (1903); *Dresser, Eggs Birds Europ.* pts. xi. & xii. p. 417, pl. i. figs. 6 & 7 (1908); *Sharpe, Hand-l. v.* p. 628 (1909); *Nehrk. Kat. Eiersamml.* p. 364 (1910).

Eggs of Pander's Ground-Chough are of a rather broad oval shape, somewhat pointed towards the smaller end, and slightly glossy. The ground is pale greenish-white, spotted all over with light umber-brown and blotched with lilac-grey of various shades, the markings being generally most numerous round the larger end and forming a rather well-defined wreath. They vary in length from 1.01 to 1.21, and in breadth from .7 to .83.

- |   |                                      |
|---|--------------------------------------|
| 3. Transcaspia, 4th April ( <i>N. Z.</i><br><i>rudny</i> ). | W. Radcliffe Saunders, Esq.<br>[P.]. |
| 2. Transcaspia, 2nd May ( <i>N. Z.</i> ).                   | H. E. Dresser, Esq. [E.].            |

**Podoces humilis**, *Hume*.

*Podoces humilis*, *Hume & Henders. Lahore to Yarkand*, p. 247 (1873); *Sharpe, Cat. Birds B. M.* iii. p. 152 (1877); *Hartert, Vög. pal. Faun.* i. p. 40 (1903); *Sharpe, Hand-l. v.* p. 629 (1909); *Nehrk. Kat. Eiersamml.* p. 364 (1910).

Two eggs of the Dwarf Ground-Chough are of a rather long and somewhat pointed oval shape, slightly glossy and pure white. They measure  $\cdot 91$  by  $\cdot 62$  and  $\cdot 88$  by  $\cdot 62$ .

2. Koko-nor, Eastern Tibet (*Rothschild Coll.*). Crowley Bequest.

## Family STREPERIDÆ.

Genus **STREPERA**, *Lesson*.

***Strepera graculina*** (*White*).

(Plate XXII. fig. 9.)

*Strepera graculina*, *Gould, Handb. Birds Austr.* i. p. 168 (1865); *Sharpe, Cat. Birds B. M.* iii. p. 57 (1877); *North, Nests & Eggs Birds Austr.* p. 55 (1889); *Campbell, Nests & Eggs Austr. Birds.* i. p. 58 (1901); *North, Nests & Eggs Birds Austr.* i. p. 8 (1901); *Sharpe, Hand-l.* v. p. 629 (1909); *Nehr. Kat. Eiersamml.* p. 364 (1910).

Two eggs of the Pied Crow-Shrike are of a broad oval form, and slightly pointed towards the smaller end. The ground is dull greyish-pink, rather sparingly spotted with umber-brown and lilac-grey of several shades. In one egg the markings are more numerous round the larger end and form an ill-defined wreath. They measure respectively:  $1\cdot 69$  by  $1\cdot 21$  and  $1\cdot 65$  by  $1\cdot 22$ .

2. Liverpool, New South Wales, Oct. Crowley Bequest.  
(*A. J. North*).

***Strepera arguta***, *Gould*.

*Strepera arguta*, *Gould, Handb. Birds Austr.* i. p. 171 (1865); *Sharpe, Cat. Birds B. M.* iii. p. 59 (1877); *North, Nests & Eggs Birds Austr.* p. 57 (1889); *Campbell, Nests & Eggs Austr. Birds.* i. p. 59 (1901); *North, Nests & Eggs Birds Austr.* i. p. 10, pl. B i. fig. 9 (1901); *Sharpe, Hand-l.* v. p. 629 (1909); *Nehr. Kat. Eiersamml.* p. 364 (1910).

Four eggs believed to be those of the Hill Crow-Shrike are much like eggs of *S. graculina* in having the ground-colour greyish-pink, but the markings are in the form of scattered rounded chocolate-coloured spots, with blurred edges and minute dots of the same colour; there is also an indistinct tracery of pale chocolate-pink smears and lines, more apparent in some of the eggs than in others. They measure respectively:  $1\cdot 68$  by  $1\cdot 15$ ;  $1\cdot 62$  by  $1\cdot 17$ ;  $1\cdot 59$  by  $1\cdot 14$ ; and  $1\cdot 56$  by  $1\cdot 14$ .

A fifth egg is much smaller, and has the ground-colour greyish-pink, with spots and small blotches of burnt-sienna and bluish-grey, most of the markings being rather faint. It measures  $1\cdot 49$  by  $1\cdot 06$ .

5. [Tasmania.]

Crowley Bequest.



**Strepera vieilloti**, *Mathews*.

*Strepera cuneicaudata*, *North, Nests & Eggs Birds Austr.* p. 55, pl. vii. fig. 1 (1889); *Campbell, Nests & Eggs Austr. Birds*, i. p. 60 (1901) [part.]; *North, Nests & Eggs Birds Austr.* i. p. 14, pl. B i. fig. 13 (1901) [part.].

*Strepera versicolor*, *Sharpe, Hand-l.* v. p. 630 (1909) [part.].

*Strepera versicolor vieilloti*, *Mathews, Nov. Zool.* xviii. p. 444 (1912).

Eggs of Vieillot's Crow-Shrike resemble those of *S. graculina* in markings, but the ground-colour varies from almost creamy-white, pale greyish-pink, and pale brownish-pink to pale pinkish brick-colour. Some specimens have more or less marked blackish hair-lines round the larger end. They vary from 1.63 to 1.78 in length, and from 1.16 to 1.23 in breadth.

- |   |                                      |
|---|--------------------------------------|
| 1. Victoria.  | Gould Coll.                          |
| 3. Victoria, 17th Sept.                                       | Crowley Bequest.                     |
| 2. Cranbourne, Victoria, 11th Dec.<br>( <i>A. J. North</i> ). | Crowley Bequest.                     |
| 1. Mitcham, Victoria, 9th Oct.                                | W. Radcliffe Saunders, Esq.<br>[P.]. |
| 1. Gippsland, Victoria.                                       | F. A. Philbrick, Esq. [P.].          |

**Strepera melanoptera**, *Gould*.

*Strepera arguta*, *Gould, Handb. Birds Austr.* i. p. 171 (1865) [part.].

*Strepera melanoptera*, *Sharpe, Cat. Birds B. M.* iii. p. 61 (1877); *North, Nests & Eggs Birds Austr.* p. 56 (1889); *Campbell, Nests & Eggs Austr. Birds*, i. p. 61 (1901); *North, Nests & Eggs Birds Austr.* i. p. 12, pl. B i. fig. 10 (1901); *Sharpe, Hand-l.* v. p. 629 (1909) [part.]; *Nchrk. Kat. Eiersamml.* p. 364 (1910).

Four eggs of the Black-winged Crow-Shrike are similar to those of *S. graculina*, all having the same markings and ground-colour of greyish-pink. Three measure respectively: 1.66 by 1.2; 1.63 by 1.18; and 1.62 by 1.19.

- |                     |             |
|---------------------|-------------|
| 1. South Australia. | Gould Coll. |
| 1. South Australia. | Gould Coll. |
| 2. South Australia. | Gould Coll. |

**Strepera plumbea**, *Gould*.

*Strepera anaphonensis*, *Gould (nec Temm.), Handb. Birds Austr.* i. p. 173 (1865).

*Strepera plumbea*, *Sharpe, Cat. Birds B. M.* iii. p. 60 (1877); *North, Nests & Eggs Birds Austr.* i. p. 16 (1901); *Sharpe, Hand-l.* v. p. 630 (1909); *Nchrk. Kat. Eiersamml.* p. 364 (1910).

*Strepera cuneicaudata plumbea*, *Campbell, Nests & Eggs Austr. Birds*, i. p. 60, pl. (1901).

Eggs of the Leaden Crow-Shrike have the ground-colour generally darker than in *S. graculina*, and vary from pale reddish-brick-colour or dull pinkish-grey to darker brownish-red; the markings are the same, and one egg has a black hair-line as in *S. arguta*. In one specimen from [W. Australia], believed to be of this species, the markings are concentrated in a broad zone

round the larger end. They vary in length from 1.52 to 1.71, and in breadth from 1.17 to 1.2.

- |   |                       |
|---|-----------------------|
| 2. West Australia.                            | Gould Coll.           |
| 1. [West Australia.]                          | Crowley Bequest.      |
| 1. West Australia.                            | T. Carter, Esq. [C.]. |
| 1. Swan River, W. Australia, Nov.             | Crowley Bequest.      |
| (Rev. G. J. Bostock: <i>Tristram Coll.</i> ). |                       |

### *Strepera intermedia*, Sharpe.

*Strepera intermedia*, Sharpe, *Cat. Birds B. M.* iii. p. 59 (1877); *North, Pr. Linn. Soc. N. S. W.* (2) ii. p. 405 (1887); *North, Nests & Eggs Birds Austr.* p. 56 (1889); *Campbell, Nests & Eggs Austr. Birds*, i. p. 62 (1901).

*Strepera fusca*, Ashby, *Emu*, v. p. 27 (1905); *Sharpe, Hand-l.* v. p. 630 (1909).

Two eggs of Sharpe's Crow-Shrike are similar to those of *S. graculina*, the ground-colour being pale greyish-pink in both specimens; the markings are most numerous towards the smaller end. They measure respectively: 1.55 by 1.25 and 1.62 by 1.21.

There can be no doubt that *S. fusca*, Ashby, from York Peninsula, is synonymous with *S. intermedia*, Sharpe, from Port Lincoln; and that the latter is quite distinct from *S. melanoptera*, Gould, with which Sharpe himself has united it in his Hand-list.

- |                                     |                  |
|-------------------------------------|------------------|
| 2. York Peninsula, South Australia, | Crowley Bequest. |
| 14th Oct. ( <i>A. J. North</i> ).   |                  |

### *Strepera fuliginosa* (Gould).

*Strepera fuliginosa*, Gould, *Handb. Birds Austr.* i. p. 170 (1865); *Sharpe, Cat. Birds B. M.* iii. p. 61 (1877); *North, Nests & Eggs Birds Austr.* p. 57 (1889); *Campbell, Nests & Eggs Austr. Birds*, i. p. 62 (1901); *North, Nests & Eggs Birds Austr.* i. p. 17, pl. B i. fig. 11 (1901); *Sharpe, Hand-l.* v. p. 630 (1909); *Nehrke, Kat. Eiersamml.* p. 364 (1910).

Five eggs of the Sooty Crow-Shrike resemble those of *S. graculina*, but all are of a rather more elongate oval shape and distinctly pointed towards the smaller end. The ground varies from pinkish-cream-colour and greyish-pink to pale brick-colour. In the paler eggs the umber-brown and lilac-grey markings are somewhat faint, while the darker eggs from King Island are more strongly and densely marked and show traces of black hair-lines round the larger end. North assures us that *S. fuliginosa* is the species found on the Islands in Bass Strait, and that it is especially common on the shores of King Island. They measure respectively: 1.88 by 1.12; 1.82 by 1.24; 1.8 by 1.25; 1.75 by 1.12; and 1.7 by 1.16.

- |                                       |                  |
|---------------------------------------|------------------|
| 2. King Island, Bass Strait, 18th     | Crowley Bequest. |
| Sept. ( <i>A. J. North</i> ).         |                  |
| 1. Tasmania ( <i>E. P. Seymour</i> ). | Crowley Bequest. |
| 1. Tasmania ( <i>Hinsby Coll.</i> ).  | Crowley Bequest. |
| 1. Tasmania.                          | Gould Coll.      |

## ALPHABETICAL INDEX.

- abbas (Tanagra), 307.  
 abeillei (Oreobisticus), 316.  
 abyssinica (Galerida), 142.  
 abyssinicus (Hyphantornis), 351.  
 abyssinicus (Ploceus), 351.  
 Acanthochæra, 54.  
 Acanthogenys, 55.  
 Acanthorhynchus, 35.  
 acik (Cinnyris), 24.  
 Acridotheres, 413.  
 acrorhynchus (Oriolus), 430.  
 actia (Otocoris), 120.  
 actia (Otocorys), 120.  
 acuticauda (Munia), 337.  
 acuticauda (Poepbila), 341.  
 acuticauda (Uroloncha), 337.  
 acuticaudus (Anumbius), 375, 377.  
 adamsi (Alaudula), 131.  
 adoxa (Spermophila), 164.  
 adsimilis (Buchanga), 441.  
 Ægitha, 340.  
 Ælurædus, 452.  
 ænea (Chaptalia), 439.  
 æneus (Calothrus), 373.  
 æneus (Molothrus), 372, 373.  
 æneus (Quiscalus), 398.  
 æneus (Tangarius), 373.  
 æstiva (Dendroica), 62, 63.  
 æstiva (Dendroica), 62.  
 æstiva (Pyrranga), 311.  
 æstiva (Sylvia), 62.  
 Æthiopsar, 415.  
 Æthopyga, 14.  
 afer (Cinnyris), 23.  
 afer (Dicururus), 441.  
 affinis (Corvus), 474.  
 affinis (Cyanocorax), 498.  
 affinis (Euphonia), 300.  
 affinis (Icterus), 389.  
 affinis (Mimeta), 433.  
 affinis (Mirafra), 136.  
 affinis (Oriolus), 433.  
 affinis (Pardalotus), 10.  
 affinis (Rhinocorax), 474.  
 afro (Cinnyris), 23.  
 afro (Pyromelana), 322.  
 africana (Alauda), 111.  
 africana (Carduelis), 178.  
 africana (Fringilla), 175.  
 africana (Mirafra), 136.  
 Ageleus, 378.  
 agile (Piprisoma), 12.  
 agilis (Pipastes), 92.  
 agleus (Quiscalus), 398.  
 Agropsar, 411.  
 Aidemosyne, 339.  
 aignani (Zosterops), 5.  
 Alæmon, 112.  
 Alario, 210.  
 alario (Alario), 210.  
 alascensis (Budytes), 86.  
 alascensis (Motacilla), 86.  
 Alauda, 125.  
 Alaudide, 111.  
 alaudina (Fringilla), 289.  
 alaudinus (Passerculus), 263.  
 alaudinus (Phrygilus), 289.  
 alaudipes (Alæmon), 112.  
 Alaudula, 131.  
 alba (Motacilla), 74, 75.  
 alberti (Craspedophora), 447.  
 alberti (Ptilorhis), 447.  
 albicinctus (Æthiopsar), 416.  
 albicollis (Saltator), 171.  
 albicollis (Zonotrichia), 275.  
 albifrons (Aublyospiza), 365.  
 albifrons (Glyciphila), 36.  
 albigula (Eremophila), 118.  
 albigula (Otocorys), 118.  
 albigula (Pipilo), 285.  
 albigularis (Conopophila), 37.  
 albigularis (Entomophila), 37.  
 albigularis (Melithreptes), 32.  
 albigularis (Melithreptes), 32.  
 albigularis (Poliospiza), 211, 212.  
 albigularis (Serinus), 211.  
 albilateralis (Diglossa), 298.  
 albitempora (Chlorospingus), 315.  
 albitemporalis (Chlorospingus), 315.  
 albocinctus (Æthiopsar), 416.  
 albofasciata (Certhi-  
 lauda), 112.  
 albogularis (Crithagra), 211.  
 albogularis (Meliphaga), 32.  
 albogularis (Melithreptes), 32.  
 algeriensis (Ammono-  
 manes), 146.  
 aliena (Sitagra), 353.  
 alienus (Hyphanturgus), 353.

- alienus (Ploceus), 353.  
 alleni (Pipilo), 284.  
 alpestris (Alauda), 115.  
 alpestris (Eremophila),  
 114, 115, 116, 117.  
 alpestris (Otocorys),  
 115.  
 alpestris (Otocorys), 114,  
 115.  
 alpestris (Phileremos),  
 115.  
 alpicola (Montifringilla),  
 193.  
 alpina (Citrinella), 180.  
 alpinus (Pyrrhocorax),  
 506.  
 altera (Manucodia), 450.  
 Amadina, 329.  
 amandava (Sporegintus),  
 332.  
 amantum (Erythrospiza),  
 195.  
 Anaaresthes, 326.  
 Amblycercus, 371.  
 Amblyornis, 451.  
 Amblyospiza, 365.  
 Amblyrhampus, 382.  
 americana (Corone),  
 471.  
 americana (Euspiza),  
 260.  
 americana (Parula), 61.  
 americana (Spiza), 260.  
 americanus (Corvus),  
 468, 471, 472.  
 amethystina (Chalcomittra), 25.  
 amethystina (Cinnyris),  
 25.  
 amethystinus (Cinnyris),  
 25.  
 ammodendri (Passer),  
 209.  
 Ammodromus, 264.  
 Ammomanes, 145.  
 amœna (Cyanospiza),  
 281.  
 amœna (Passerina), 281.  
 Amphispiza, 266.  
 amplus (Carpodacus),  
 223.  
 analoga (Ptilotis), 41,  
 42.  
 anaphonensis (Strepera),  
 509.  
 andamanensis (Dissemuroides), 445.  
 andamanensis (Oriolus),  
 430.  
 andamanensis (Poliopasar), 407.  
 andamanensis (Spodiopasar), 407.  
 andamanensis (Sturnia),  
 407.  
 andamanica (Arachnechthra), 26.  
 andamanica (Cinnyris),  
 26.  
 andamanicus (Cinnyris),  
 26.  
 andamanicus (Cyrtostrumus), 26.  
 anderssoni (Tephrocorys),  
 124.  
 Anellobia, 55.  
 anglica (Loxia), 224.  
 angolensis (Estrilda),  
 345.  
 angolensis (Uræginthus),  
 345.  
 annectens (Dicrurus),  
 435.  
 annulosa (Zosterops), 3.  
 anoxantha (Loxigilla),  
 160.  
 anoxantha (Spermothyla), 160.  
 anoxanthus (Loxigilla),  
 160.  
 anoxanthus (Loxiipasser),  
 160.  
 anoxanthus (Loxipasser),  
 160.  
 Anthornis, 50.  
 Anthothreptes, 30.  
 Anthus, 89.  
 Anumbius, 375, 377.  
 Aphelocoma, 496.  
 Aponis, 419.  
 apoda (Paradisea), 448.  
 approximans (Euplectes),  
 321.  
 approximans (Pyromelana), 321.  
 aquaticus (Anthus), 104.  
 Arachnechthra, 17.  
 Arachnothera, 29.  
 arborea (Alauda), 143.  
 arborea (Lullula), 143.  
 arboreus (Anthus), 89.  
 arboreus (Dendronanthus), 89.  
 arboreus (Passer), 203.  
 arctoa (Lecosticte), 194.  
 arctoa (Montifringilla),  
 194.  
 arctoa (Montifringilla),  
 194.  
 arcuata (Emberiza), 234.  
 arcuata (Fringilla), 207.  
 arcuatus (Passer), 207.  
 ardens (Coliopasser),  
 317.  
 ardens (Coliostruthus),  
 317.  
 ardens (Coliuspasser),  
 317.  
 ardens (Penthetria),  
 317.  
 ardens (Vidua), 317.  
 arenacea (Spizella), 272.  
 arenicola (Galerida),  
 140.  
 arenicolor (Ammomanes),  
 147.  
 argenteiceps (Philemon),  
 57.  
 argenteiceps (Tropidorhynchus), 57.  
 arguta (Strepera), 508,  
 509.  
 arizonæ (Astragalinus),  
 184.  
 arizonæ (Chrysomitris),  
 184.  
 arizonæ (Spizella), 271.  
 arnandi (Nigrita), 323.  
 arnaudi (Philaterus),  
 323.  
 arnaudi (Philetairus),  
 323.  
 arnaudi (Pseudonigrita),  
 323.  
 Arremon, 291.  
 Arremonops, 286.  
 arvensis (Ptilotis), 42.  
 arundinacea (Schœnicola), 230.  
 arvensis (Alauda), 125,  
 126, 127.  
 arvensis (Sycalis), 218.  
 asiatica (Arachnechthra),  
 17.  
 asiatica (Cinnyris), 17.  
 asiaticus (Cinnyris), 17.  
 aspasiæ (Cinnyris), 19.  
 aspasioides (Cinnyris),  
 20.  
 aspasioides (Hermotimia), 20.  
 assamica (Mirafraga), 136.  
 asinilis (Buchanga),  
 441.  
 Astragalinus, 183.  
 Astrapia, 448.  
 astrild (Estrilda), 344.  
 astrilda (Estrilda), 344.  
 ater (Dicrurus), 440.  
 ater (Manucodia), 450.  
 ater (Molothrus), 373.  
 aterrimus (Curæus),  
 384.

- aterrimus (Platysmurus), 489.  
 Atlapetes, 292.  
 atra (Buchanga), 439, 440.  
 atra (Manucodia), 450, 475.  
 atrata (Certhiola), 296.  
 atrata (Chrysomitris), 179.  
 atrata (Cereba), 296.  
 atratus (Spinus), 179.  
 atricapilla (Calliste), 303.  
 atricapilla (Calospiza), 303.  
 atricapilla (Munia), 334, 335.  
 atricapillus (Garrulus), 491, 492.  
 atricapillus (Melithreptes), 31.  
 atriceps (Melipotus), 39.  
 atriceps (Saltator), 169.  
 atricollis (Ortygospiza), 327.  
 atrifusca (Aplonis), 420.  
 atrifusca (Sturnoides), 420.  
 atrigula (Ploceus), 364.  
 atrigularis (Spizella), 272.  
 atrocastaneus (Ostinops), 369.  
 atrogularis (Spizella), 272.  
 atropygialis (Poephila), 342.  
 auduboni (Icterus), 392.  
 auaudipes (Certhilauda), 112.  
 auranteiventris (Chloris), 151.  
 auranteiventris (Ligurinus), 151.  
 aurantiaca (Setophaga), 72.  
 aurantiacus (Myioborus), 72.  
 aurantirostris (Arremon), 292.  
 aurantirostris (Saltator), 171.  
 aurantius (Hyphantornis), 349.  
 aurantius (Hyphantornis), 349, 350.  
 aurantius (Ploceus), 349.  
 aurantius (Xanthophilus), 350.  
 auratus (Hartlaubius), 419.  
 aurea (Fringilla), 358.  
 aureillava (Sitagra), 359.  
 aureillavus (Hyphantornis), 359.  
 aureiventer (Zosterops), 4.  
 aureiventris (Pseudochloris), 288.  
 aureoflavus (Ploceus), 359.  
 aureoflavus (Xanthophilus), 359.  
 aureola (Emberiza), 237.  
 aureola (Euspiza), 237.  
 aureola (Hypocentor), 237.  
 auricapilla (Sitagra), 357.  
 auricapillus (Ploceus), 357.  
 auricapillus (Siurus), 67.  
 auricomis (Ptilotis), 45.  
 auricrissa (Sporothraupis), 308.  
 aurifrons (Serinus), 217.  
 Auripasser, 211.  
 aurocapillus (Seiurus), 67.  
 aurora (Cinnyris), 28.  
 aurora (Cyrtostomus), 28.  
 australasiana (Lichmera), 48.  
 australasiana (Meliornis), 48.  
 australis (Alauda), 128.  
 australis (Anthus), 109.  
 australis (Corone), 460.  
 australis (Corvus), 460.  
 australis (Eremopteryx), 148.  
 australis (Nectarinia), 27.  
 australis (Pyrrhulauda), 148.  
 axillaris (Penthetria), 318.  
 axillaris (Urobrachya), 318.  
 axillaris (Vidua), 318.  
 azaræ (Saltator), 171.  
 baeriana (Pica), 478.  
 badius (Molothrus), 377, 377.  
 bætica (Alaudula), 132.  
 baleanica (Eremophila), 117.  
 baleanica (Otocoris), 117.  
 baleanica (Otocorys), 117.  
 baltimore (Icterus), 388.  
 barbadosensis (Loxigilla), 160.  
 barbadosensis (Pyrrhulagra), 160.  
 barbata (Chrysomitris), 181.  
 barbatus (Spinus), 181.  
 bartholemica (Dendroica), 63.  
 basilanica (Zosterops), 4.  
 Basileuterus, 73.  
 batesi (Melirrhophetes), 39.  
 Bathilda, 341.  
 baya (Ploceus), 363.  
 beecheii (Cissolopha), 502.  
 beecheii (Xanthura), 501.  
 beecheyi (Cissolopha), 501.  
 beecheyi (Cyanolyca), 501.  
 bella (Ethopyga), 16.  
 belli (Amphispiza), 266, 267.  
 bellicosa (Sturnella), 385.  
 bellicosa (Trupialis), 385.  
 bellus (Zonaginthus), 330.  
 bengalensis (Ploceus), 364.  
 bengalus (Uraginthus), 345.  
 bertheloti (Anthus), 102, 103.  
 Ehrling, 446.  
 biarenum (Melospiza), 285.  
 biarenum (Pyrgisoma), 285.  
 bichenovii (Stictoptera), 331.  
 bicolor (Calamospiza), 259.  
 bicolor (Eucthia), 165, 166.  
 bicolor (Lamprolaima), 426.  
 bicolor (Phonipara), 165.

- bicolor (Spermophila), 166.  
 bicolor (Spreo), 426.  
 bicolor (Sycobrotus), 347.  
 bicornis (Eremophila), 118.  
 bicornis (Otocoris), 118.  
 bicornis (Otocorys), 118.  
 bidentata (Piranga), 312.  
 bidentata (Pyrrangia), 312.  
 bifasciata (Alauda), 112.  
 bifasciata (Loxia), 225.  
 bilineata (Amphispiza), 266.  
 bilineata (Poospiza), 266.  
 bilineata (Spindalis), 308.  
 bilopha (Eremophila), 116.  
 bilopha (Otocoris), 116.  
 bilopha (Otocorys), 116.  
 bimaculata (Melanocorypha), 122.  
 bispecularis (Garrulus), 493.  
 bispecularis (Lamprocolius), 425.  
 blakistoni (Anthus), 104.  
 blythi (Amydrus), 424.  
 blythi (Onychognathus), 424.  
 blythii (Poliopsar), 408.  
 blythii (Spodiopsar), 408.  
 blythii (Sturnia), 408.  
 boarula (Motacilla), 81.  
 bojeri (Hypphantornis), 359.  
 bojeri (Ploceus), 359.  
 bojeri (Sitagra), 359.  
 bojeri (Xanthophilus), 359.  
 bonariensis (Icterus), 374.  
 bonariensis (Molothrus), 276, 277, 374, 377.  
 bonariensis (Tanagra), 308.  
 borealis (Budytes), 86.  
 borealis (Fringilla), 189, 192.  
 borealis (Motacilla), 86.  
 borneensis (Chibia), 438.  
 borneensis (Dicruopsis), 438.  
 brachydaetyla (Alauda), 129, 132.  
 brachydaetyla (Calandrella), 129, 130.  
 brachydaetyla (Carpospiza), 199.  
 brachydaetyla (Petronia), 199.  
 brachyptera (Sitagra), 349.  
 brachypterus (Hyphanturgus), 349.  
 brachypterus (Ploceus), 349.  
 brachypterus (Symplectes), 349.  
 brachyrhynchus (Corvus), 471, 472.  
 brachyrhynchus (Corvus), 471.  
 Brachyspiza, 275, 375.  
 brachyura (Galerida), 141.  
 brachyurus (Anthus), 93.  
 bracteata (Chibia), 437.  
 bracteata (Dicruopsis), 437.  
 brandti (Eremophila), 116.  
 brandti (Garrulus), 492.  
 brandti (Otocorys), 116.  
 brasilius (Rhamphocelus), 309.  
 brasilius (Rhamphocelus), 309.  
 brevirostris (Acanthis), 187.  
 brevirostris (Aplonis), 420.  
 brevirostris (Chibia), 436.  
 brevirostris (Linaria), 187.  
 brevirostris (Linota), 187.  
 brevirostris (Melithreptes), 33.  
 brevirostris (Melithreptes), 33.  
 breweri (Spizella), 273.  
 britannica (Carduelis), 177.  
 britannicus (Acanthis), 177.  
 brunneiceps (Lagonosticta), 327, 328.  
 brunneiceps (Munia), 335.  
 brunneinucha (Buarremon), 293.  
 Buarremon, 293.  
 buceroides (Philemon), 57.  
 buceroides (Tropidorrhynchus), 57.  
 buchanani (Emberiza), 244.  
 Buchanga, 439.  
 bullocki (Icterus), 389.  
 burmanicus (Poliopsar), 407.  
 burmanicus (Spodiopsar), 407.  
 burmannica (Sturnia), 407.  
 butyraceus (Serinus), 215.  
 cabanisi (Hyphantornis), 355.  
 cabanisi (Ploceus), 355.  
 cabaret (Acanthis), 191.  
 cabaret (Carduelis), 191.  
 Cacicus, 369.  
 cærulea (Guiraca), 147.  
 cærulea (Urocissa), 484.  
 cærulescens (Buchanga), 444.  
 cærulescens (Dendroica), 63.  
 cærulescens (Dendroica), 63.  
 cærulescens (Dicurus), 444.  
 cærulescens (Diglossopsis), 298.  
 cærulescens (Saltator), 171.  
 cærulescens (Spermophila), 162.  
 cærulescens (Sporophila), 162.  
 cærulescens (Zosterops), 6.  
 cæruleus (Cyanocorax), 493.  
 cesia (Emberiza), 244.  
 caffer (Amydrus), 423.  
 caffer (Anthus), 97.  
 caffer (Onychognathus), 423.  
 caffer (Pyrrhocheira), 423.  
 caffer (Pyrrhocheira), 423.  
 caffer (Fringilla), 358.  
 caffer (Pyrrhocheira), 423.  
 caffer (Pyrrhochira), 423.  
 caffer (Sitagra), 423.  
 cajennensis (Icterus), 390.  
 Calamospiza, 259.  
 calandra (Alauda), 121.

- calandra (Emberiza), 250.  
 calandra (Melanocorypha), 121.  
 Calandrella, 129.  
 Calcarius, 256.  
 Calendula, 144.  
 californica (Aphelocoma), 496.  
 californicus (Carpodacus), 221.  
 Calocitta, 488.  
 Calospiza, 301.  
 calvus (Sarcops), 417.  
 campestris (Agrodromas), 96.  
 campestris (Anthus), 95, 96.  
 campestris (Corydalla), 96.  
 campestris (Euneornis), 297.  
 campestris (Motacilla), 84, 85.  
 cana (Tanagra), 305.  
 canadensis (Cractes), 495.  
 canadensis (Myiodiodes), 71.  
 canadensis (Perisoreus), 495.  
 canadensis (Pinicola), 229.  
 canadensis (Sylvia), 71.  
 canadensis (Wilsonia), 71.  
 canaria (Fringilla), 216.  
 canaria (Serinus), 178, 216.  
 canariensis (Corvus), 457.  
 canariensis (Fringilla), 175.  
 canarius (Serinus), 216, 217.  
 canescens (Acanthis), 192.  
 canescens (Fringilla), 189.  
 canescens (Linota), 189.  
 canicauda (Cardinalis), 168.  
 canicaudus (Cardinalis), 168.  
 caniceps (Junco), 269.  
 caniceps (Munia), 335.  
 canicollis (Cithlagra), 213.  
 canicollis (Serinus), 213.  
 cannabina (Acanthis), 188, 189.  
 cannabina (Carduelis), 188.  
 cannabina (Fringilla), 188.  
 cannabina (Linota), 188.  
 canonicus (Serinus), 217.  
 canorus (Cuculus), 85, 100, 102, 139, 155, 174, 176, 187, 217, 227, 231, 237, 240, 246, 249, 251.  
 cantans (Aidemosyne), 340.  
 cantans (Habropyga), 340.  
 cantans (Uroloncha), 340.  
 cantillans (Mirafrax), 135.  
 cantor (Calornis), 419.  
 cantoroides (Aplonis), 419.  
 capellana (Corone), 467.  
 capellanus (Corvus), 467.  
 capensis (Alauda), 111.  
 capensis (Brachypiza), 275.  
 capensis (Certhilauda), 111.  
 capensis (Corvus), 454.  
 capensis (Euplectes), 321.  
 capensis (Fringillaria), 251.  
 capensis (Heterocorax), 454.  
 capensis (Hyphantornis), 358.  
 capensis (Macronyx), 110.  
 capensis (Motacilla), 80.  
 capensis (Oryzopsis), 321.  
 capensis (Ploceus), 358.  
 capensis (Pyromelana), 321.  
 capensis (Sitagra), 358.  
 capensis (Xanthophilus), 358.  
 capensis (Zosterops), 3.  
 capitalba (Amblyospiza), 366.  
 carbonaria (Chibia), 438.  
 carbonaria (Dicruropis), 438.  
 Cardinalis, 168.  
 cardinalis (Cardinalis), 168.  
 cardinalis (Hyphantica), 324.  
 cardinalis (Quelea), 324.  
 Carduelis, 177.  
 carduelis (Acanthis), 177.  
 carduelis (Carduelis), 177, 178.  
 carduelis (Fringilla), 177.  
 carneipes (Mycerobas), 155.  
 carneipes (Pycnorhampus), 155.  
 carnivorus (Corvus), 459.  
 carolinus (Euphagus), 395.  
 carolinus (Scoliocephalus), 395.  
 Carpodacus, 219.  
 Carpospiza, 199.  
 carunculata (Acanthochæra), 54.  
 carunculata (Anthochæra), 54.  
 carunculata (Creatophora), 409, 410.  
 carunculata (Ptilotis), 49.  
 carunculatus (Creadion), 427.  
 carunculatus (Dilophus), 409.  
 carunculatus (Perissornis), 409.  
 caryocatactes (Nucifraga), 476.  
 caspius (Garrulus), 491.  
 Cassinulus, 371.  
 Cassidix, 371.  
 cassini (Aimophila), 265.  
 cassini (Carpodacus), 221.  
 cassini (Hæmophila), 265.  
 cassini (Molothrus), 376.  
 cassini (Peucaea), 265.  
 castaneiceps (Buarremon), 292.  
 castaneiceps (Emberiza), 248.  
 castaneiceps (Lysurus), 292.  
 castaneofusca (Cinnamopteryx), 351.  
 castaneofusca (Hyphantornis), 351.  
 castaneofusca (Ploceus), 351.  
 castaneofusca (Melanopteryx), 351.  
 castanops (Hyphantornis), 361.  
 castanops (Ploceus), 361.  
 castanops (Sitagra), 361.  
 castanops (Xanthophilus), 361.

- castanotis (Taniopygia), 331.  
 caucasicus (Sturnus), 405.  
 caudacutus (Ammodromus), 264.  
 caudata (Pica), 476, 479.  
 caurina (Corone), 468.  
 caurinus (Agelæus), 379.  
 caurinus (Agelaius), 379.  
 caurinus (Corvus), 468, 472.  
 cayana (Calliste), 302.  
 cayana (Calospiza), 302.  
 cayanensis (Icterus), 390.  
 cecilæ (Corvus), 460.  
 celata (Helminthophaga), 60.  
 celata (Helminthophila), 60.  
 celata (Vermivora), 60, 61.  
 Certhilauda, 111.  
 Certhionyx, 38.  
 cervicalis (Garrulus), 493.  
 cervinus (Anthus), 101.  
 ceylonensis (Zosterops), 3.  
 Chalcomitra, 24.  
 Chalcoparia, 31.  
 Chalcostetha, 14.  
 chalybæus (Cinnyris), 24.  
 chalybea (Calornis), 422.  
 chalybea (Cinnyris), 24.  
 chalybea (Lamprocorax), 422.  
 chalybeus (Calornis), 422.  
 chalybeus (Cinnyris), 24.  
 chalybeus (Lamprocolius), 422.  
 Chaptia, 439.  
 checleensis (Alaudula), 132.  
 checleensis (Alaudula), 132.  
 checleensis (Calandrella), 132.  
 chendoola (Galerida), 141.  
 Chersophilus, 113.  
 Chibia, 436.  
 chinensis (Cissa), 488.  
 chinensis (Oriolus), 430.  
 Chlamydofera, 452.  
 chloris (Anthus), 89.  
 chloris (Chloris), 149, 151.  
 chloris (Chlorospiza), 149.  
 chloris (Coccothraustes), 149.  
 chloris (Fringilla), 149.  
 chloris (Ligurinus), 149.  
 chloronota (Embernagra), 286.  
 chloronotus (Arremonops), 286.  
 chloronotus (Zosterops), 2.  
 chloropsis (Melithreptus), 31.  
 Chlorospingus, 315.  
 chlorotica (Chloris), 151.  
 chlorotica (Chlorospiza), 151.  
 chloroticus (Ligurinus), 151.  
 chlorura (Oreospiza), 282.  
 chlorurus (Atlapetes), 282.  
 chlorurus (Pipilo), 282.  
 Chondestes, 260.  
 chopi (Aphobus), 402.  
 chopi (Aptus), 402.  
 chopi (Gnorimopsar), 402.  
 christianæ (Cinnyris), 20.  
 christianæ (Herminia), 20.  
 chryseola (Wilsonia), 71.  
 chrysopareia (Dendroica), 64.  
 chrysoparia (Dendroica), 64.  
 chrysophrys (Calospiza), 301.  
 chrysophrys (Emberiza), 235.  
 chrysops (Cyanocorax), 498.  
 chrysops (Myioborus), 73.  
 chrysops (Ptilotis), 43.  
 chrysops (Setophaga), 73.  
 chrysoptera (Anellobia), 55.  
 chrysopyga (Crithagra), 215.  
 chrysorrhæum (Dicaeum), 9.  
 chrysotis (Ptilotis), 42, 47.  
 chrysotis (Xanthotis), 47.  
 cia (Emberiza), 246, 247.  
 cineta (Poephila), 342.  
 cinctura (Anmomanes), 147.  
 cineraceus (Poliopsar), 406.  
 cineraceus (Spodiopsar), 406.  
 cineraceus (Sturnus), 406.  
 cinerascens (Dendrocitta), 487.  
 cinerea (Estrilda), 344.  
 cinerea (Glaucopsis), 504.  
 cinerea (Habropyga), 344.  
 cinerea (Melospiza), 277, 279.  
 cinerea (Struthidea), 503.  
 cinerea (Tephrocorys), 124.  
 cinereicapilla (Motacilla), 87.  
 cinereigulare (Dicaeum), 9.  
 cinerocapilla (Motacilla), 87.  
 cinereus (Junco), 269.  
 cinnamomea (Passer), 206.  
 Cinnyris, 20.  
 cioides (Emberiza), 247, 248.  
 ciopsis (Emberiza), 248.  
 ciris (Cyanospiza), 281.  
 ciris (Passerina), 281.  
 cirrus (Emberiza), 242.  
 cispalpinus (Passer), 205.  
 Cissa, 488.  
 Cissolopha, 501.  
 citrea (Protonotaria), 60.  
 citreigularis (Philemon), 58.  
 citreogularis (Philemon), 58.  
 citreogularis (Tropidopychus), 58.  
 citreola (Budytes), 83.  
 citreola (Motacilla), 83.  
 citreoloides (Motacilla), 84.  
 citrinella (Acanthis), 181.  
 citrinella (Carduelis), 181.  
 citrinella (Chrysomitris), 180.  
 citrinella (Emberiza), 238.  
 citrinella (Fringilla), 180.  
 citrinellus (Spinus), 180, 181.  
 clara (Motacilla), 80.



- clementis* (Carpodacus), 222.  
*clot-bey* (Rhamphocorys), 114.  
*Coccopygia*, 330.  
*Coccothraustes*, 153.  
*coccothraustes* (Coccothraustes), 153.  
*coccothraustes* (Fringilla), 153.  
*cockburniæ* (Anthus), 91.  
*cockerelli* (Philemon), 58.  
*cœlebs* (Fringilla), 172.  
*cælestis* (Tanagra), 305.  
*cœlix* (Alauda), 129.  
*Cereba*, 294.  
*Cerebida*, 294.  
*Coliostruthus*, 317.  
*collaris* (Anthodiata), 30.  
*collaris* (Anthothreptes), 30.  
*collaris* (Colœus), 474.  
*collaris* (Corvus), 474.  
*collaris* (Nectarinia), 30.  
*colliæ* (Calocitta), 488.  
*Colœus*, 472.  
*colombiana* (Chrysomitris), 185.  
*colombianus* (Astragalinus), 185.  
*coluumbina* (Chrysomitris), 185.  
*concolor* (Dicæum), 9.  
*confluens* (Poœcetes), 262.  
*constris* (Arremonops), 286.  
*conirostris* (Calandrella), 125.  
*conirostris* (Spizocorys), 125.  
*Conirostrum*, 299.  
*Conopophila*, 37.  
*contra* (Sturnopastor), 408.  
*cooki* (Cyanopica), 481, 482.  
*cooki* (Cyanopolius), 481.  
*corax* (Corvus), 455, 457, 459.  
*Coccorax*, 506.  
*corinna* (Hermotimia), 19.  
*corinna* (Cinnyris), 19.  
*corniculata* (Meliphaga), 57.  
*corniculatus* (Philemon), 57.  
*corniculatus* (Tropidorhynchus), 57.  
*cornix* (Corone), 461,
- cornix* (Corvus), 464, 466, 467.  
*coronata* (Cyanocitta), 496.  
*coronata* (Dendroica), 64.  
*coronata* (Dendroica), 64.  
*coronata* (Sylvia), 64.  
*coronatus* (Basileuterus), 73.  
*coronatus* (Tachyphonus), 314.  
*corone* (Corone), 467.  
*corone* (Corvus), 467, 468.  
*coronoides* (Corvus), 460.  
*corendera* (Anthus), 107, 375.  
*Corvidæ*, 453.  
*corvina* (Spermophila), 164.  
*corvina* (Sporophila), 164.  
*Corvultur*, 472.  
*Corvus*, 453, 455.  
*costaricensis* (Rhamphocœlus), 310.  
*costaricensis* (Rhamphocœlus), 310.  
*Coturniculus*, 263.  
*Cractes*, 494.  
*Craspedophora*, 447.  
*crassirostris* (Alauda), 144.  
*crassirostris* (Calendula), 144.  
*crassirostris* (Oryzoborus), 158.  
*crassirostris* (Quiscalus), 401.  
*cratitia* (Ptilotis), 45.  
*Creadion*, 427.  
*Creatophora*, 409.  
*crissalis* (Pipilo), 285.  
*cristata* (Alauda), 138.  
*cristata* (Cyanocitta), 495.  
*cristata* (Galerida), 138, 140.  
*cristata* (Galerita), 138, 139.  
*cristata* (Gubernatrix), 291.  
*cristatellus* (Acridotheres), 416.  
*cristatellus* (Ethiopsar), 416.  
*cristatus* (Corvus), 495.  
*cristatus* (Corydus), 138.  
*cristatus* (Cyanocitta), 495.
- croceus* (Astragalinus), 184, 185.  
*croceus* (Macronyx), 111.  
*crocopygia* (Polioptila), 212.  
*crocopygius* (Serinus), 212.  
*cruentatum* (Dicæum), 7.  
*cruentus* (Rhodospingus), 290.  
*Crypsirhina*, 487.  
*cryptoleucus* (Corvus), 459.  
*euclata* (Calliste), 302.  
*euclata* (Calospiza), 302.  
*euclata* (Fringilla), 290.  
*euclata* (Geothlypis), 69.  
*euclata* (Loxia), 290.  
*euclata* (Paroaria), 290, 291.  
*euclata* (Spermestes), 325.  
*euclatus* (Hyphantornis), 352.  
*euclatus* (Icterus), 392, 393.  
*euclatus* (Ploceus), 352.  
*euclatus* (Spermestes), 325.  
*Euculus*, 85, 100, 102, 139, 155, 174, 176, 187, 217, 227, 231, 237, 240, 246, 249, 251.  
*culminatus* (Corvus), 461.  
*cuneicaudata* (Strepera), 509.  
*cupreus* (Cinnyris), 20.  
*Cureus*, 384.  
*curvirostra* (Loxia), 223, 224, 225.  
*cyana* (Cyanopica), 480.  
*cyanea* (Cyanopica), 480.  
*cyanea* (Cyanospiza), 281.  
*cyanea* (Passerina), 281.  
*cyaneus* (Calliste), 303.  
*cyaneus* (Corvus), 481.  
*cyanocephala* (Tanagra), 308.  
*cyanocephalus* (Euphagus), 396.  
*cyanocephalus* (Scoleophagus), 396.  
*Cyanocitta*, 495.  
*Cyanocompsa*, 158.  
*Cyanocorax*, 498.  
*cyanogastra* (Mariposa), 346.  
*Cyanopolius*, 480.

- cyanoptera (Calliste), 303.  
 cyanoptera (Calospiza), 303.  
 cyanoptera (Tanagra), 305.  
 cyanotis (Aphelocoma), 497.  
 cyanotis (Entomyza), 56.  
 cyanus (Cyanopica), 480, 481.  
 cyanus (Cyanopolis), 480, 481.  
 Cyrtostomus, 26.  
  
 dabryi (Ethopyga), 16.  
 damarensis (Alaemon), 113.  
 damarensis (Mirafr), 135.  
 damarensis (Uræginthus), 346.  
 dauuricus (Colæus), 474.  
 dauuricus (Corvus), 474.  
 debilis (Passer), 206.  
 decumanus (Icterus), 368.  
 decumanus (Ostinops), 368, 369.  
 defilippi (Trupialis), 385.  
 Dendranthus, 89.  
 Dendrociitta, 484.  
 Dendroeca, 62.  
 dentata (Petronia), 197.  
 deserti (Alauda), 146.  
 deserti (Ammodmanes), 146.  
 deserticola (Amphispiza), 266.  
 desertorum (Alaemon), 113.  
 desertorum (Alauda), 112.  
 desertorum (Certhilauda), 112.  
 deva (Galerita), 137.  
 deva (Spizalauda), 137.  
 diademata (Pyromelana), 320.  
 Diatropura, 316.  
 Dicæida, 7.  
 Dicæum, 7.  
 Dicurida, 435.  
 Dieruropsis, 437.  
 Dierurus, 435.  
 diffusus (Oriolus), 429.  
 diffusus (Passer), 210.  
 Diglossa, 297.  
 Diglossopsis, 298.  
 dimidiata (Sitagra), 254.  
 dimidiatus (Hyphantornis), 353, 354.  
 dimidiatus (Ramphocælus), 309.  
 dimidiatus (Ramphocælus), 309.  
 discolor (Dendroeca), 65.  
 discolor (Dendroica), 65.  
 discolor (Molothrus), 376.  
 Dissemuroides, 445.  
 Dissemurus, 446.  
 Diuca, 290.  
 diuca (Diuca), 290.  
 divaricata (Buchanga), 441.  
 Dives, 396.  
 dives (Dives), 396, 397.  
 dives (Lamprosar), 396.  
 Dolichonyx, 372.  
 domestica (Fringilla), 201.  
 domestica (Passer), 202, 203.  
 domesticus (Passer), 201, 203.  
 dominicana (Certhiola), 296.  
 dominicana (Cereba), 296.  
 dominicana (Paroaria), 291.  
 dorsalis (Zosterops), 6.  
 dufresnei (Coccopygia), 330.  
 dufresneii (Coccopygia), 330.  
 dufresneii (Estrela), 330.  
 dufresneii (Neisna), 330.  
 duponti (Alauda), 114.  
 duponti (Certhilauda), 113.  
 duponti (Chersophilus), 113, 114.  
  
 Edolius, 445.  
 Elaocerthia, 25.  
 elaeoprorus (Buarremon), 294.  
 elegans (Ammodmanes), 147.  
 elegans (Carduelis), 177, 178.  
 elegans (Emberiza), 234.  
 elegantissima (Euphonia), 299.  
 elwesi (Eremophila), 117.  
 elwesi (Otocoris), 117.  
 elwesi (Otocorys), 117.  
  
 Emberiza, 230.  
 Emberizoides, 287.  
 Embernagra, 287.  
 emini (Auripasser), 211.  
 emini (Passer), 211.  
 emini (Sorella), 211.  
 Entomyza, 56.  
 enucleator (Corythus), 228.  
 enucleator (Fringilla), 228.  
 enucleator (Panicolor), 228, 229.  
 enucleator (Pyrrhula), 228.  
 Eophona, 152.  
 episcopus (Tanagra), 304.  
 eremita (Graculus), 505.  
 Eremopteryx, 148.  
 erythrina (Carpodacus), 219.  
 erythrina (Fringilla), 219.  
 erythrinus (Carpodacus), 219.  
 erythrocephala (Amdina), 329.  
 erythrocerius (Cinnyris), 21.  
 erythroclams (Ammodmanes), 147.  
 erythrophthalma (Pipilo), 283.  
 erythrophthalmus (Pipilo), 283, 284.  
 erythroptus (Quelea), 324.  
 erythroptera (Mirafr), 136.  
 erythrorhyncha (Urocissa), 483.  
 erythrorhynchum (Dicæum), 10.  
 Erythrospiza, 195.  
 Erythrura, 343.  
 Estrilda, 344.  
 euchlorus (Auripasser), 211.  
 euchlorus (Passer), 211.  
 Eudrepanis, 17.  
 Euthia, 164.  
 Eulabes, 418.  
 Eulabetidæ, 417.  
 Euneornis, 297.  
 Euphagus, 395.  
 Euphonia, 299.  
 europæa (Pyrrhula), 226, 227.  
 everetti (Arachnorphis), 30.  
 everetti (Arachnothera), 30.

- everetti (Zosterops), 4.  
 exilipes (Acanthis), 192.  
 exilipes (Linaria), 192.  
 exilipes (Linota), 192.
- fallax (Melospiza), 278.  
 famosa (Nectarinia), 13.  
 faroensis (Sturnus), 403,  
 404.  
 fasciata (Amadina), 329.  
 fasciata (Melospiza), 277,  
 278.  
 feldeggii (Motacilla), 88.  
 femininus (Hyphantornis), 351.  
 ferrugineus (Scoloplagus), 395.  
 fischeri (Hyphantornis), 354.  
 fischeri (Ploceus), 354.  
 flammaxillaris (Arachnechthra), 26.  
 flammaxillaris (Cinnyris), 26.  
 flammaxillaris (Cyrto-stomus), 26.  
 flammea (Acanthis), 190,  
 191.  
 flammea (Carduelis), 190.  
 flammiceps (Euplectes), 318.  
 flammiceps (Pyromelana), 318.  
 flammigerus (Rhamphocelus), 311.  
 flava (Budytes), 85, 86.  
 flava (Eremophila), 115.  
 flava (Motacilla), 85, 86,  
 87, 88.  
 flava (Otocoris), 115.  
 flava (Otocorys), 115.  
 flaveola (Certhiola), 295.  
 flaveola (Cœreba), 295.  
 flaveola (Sycalis), 218.  
 flavescens (Serinus), 215.  
 flavicans (Foudia), 362.  
 flaviceps (Zosterops), 7.  
 flavicinctus (Oriolus), 432.  
 flavicollis (Gymnorhis), 198.  
 flavicollis (Passer), 198.  
 flavicollis (Petronia), 198.  
 flavicollis (Ptilotis), 43.  
 flavierissus (Cassicus), 370.  
 flaviventris (Sporaginthus), 332.  
 flavifrons (Zosterops), 6.
- flavigula (Manorhina), 53.  
 flavigula (Myzantha), 53.  
 flavigula (Petronia), 198.  
 flavigula (Ptilotis), 44.  
 flavigularis (Ptilotis), 44.  
 flavipectus (Chlorospingus), 315.  
 flavirostris (Acanthis), 186.  
 flavirostris (Carduelis), 186.  
 flavirostris (Fringilla), 186.  
 flavirostris (Linaria), 186.  
 flavirostris (Linota), 186.  
 flavirostris (Urocissa), 483.  
 flaviventris (Emberiza), 235.  
 flaviventris (Motacilla), 81.  
 flaviventris (Serinus), 214.  
 flaviventris (Sphecotheres), 435.  
 flavocincta (Mimeta), 432.  
 flavus (Aglaeus), 380.  
 flavus (Budytes), 86.  
 flavus (Icterus), 380.  
 flavus (Xanthostomus), 380.  
 floridana (Corone), 471.  
 floridanus (Corvus), 471.  
 florincola (Cyanocitta), 496.  
 fluckigeri (Passer), 205.  
 forficatus (Dicrurus), 445.  
 forficatus (Edolius), 445.  
 formosa (Oporornis), 66.  
 formosa (Stictospiza), 327.  
 formosus (Oporornis), 66.  
 fortirostris (Holoquiscalus), 401.  
 fortirostris (Quiscalus), 401.  
 Foudia, 361.  
 franciscana (Pyromelana), 320.  
 franciscanus (Euplectes), 320.  
 fraterculus (Ammonianes), 146.  
 frenata (Cinnyris), 27.  
 frenatus (Cinnyris), 27.  
 frenatus (Cyrto-stomus), 27.
- Fringilla, 172.  
 Fringillaria, 251.  
 Fringillidæ, 149.  
 fringilloides (Amaur-resthes), 326.  
 fringilloides (Sper-mestes), 326.  
 frontalis (Carpodacus), 222.  
 frontalis (Dendrocytta), 485.  
 frontalis (Pyrrhuloxia), 149.  
 frugilegus (Corvus), 453,  
 454.  
 frugilegus (Trypano-corax), 453.  
 fucata (Emberiza), 233,  
 234.  
 fuliginosa (Strepera), 510.  
 fulvifrons (Glycyphila), 36.  
 fulvifrons (Meliphaga), 36.  
 fumigata (Uroloncha), 358.  
 fumigatus (Melipotes), 39.  
 funereus (Oryzoborus), 159.  
 fureatus (Anthus), 107.  
 Furnarius, 376.  
 fusca (Cinnyris), 25.  
 fusca (Elanocerythra), 25.  
 fusca (Ptilotis), 42.  
 fusca (Strepera), 510.  
 fuscans (Munia), 338.  
 fuscans (Uroloncha), 338.  
 fuscicapillus (Macro-corax), 475.  
 fuscus (Acridotheres), 415.  
 fuscus (Ethiopsar), 415.  
 fuscus (Cinnyris), 25.  
 fuscus (Pipilo), 284, 285.
- galbula (Hyphantornis), 360.  
 galbula (Icterus), 388.  
 galbula (Oriolus), 427.  
 galbula (Ploceus), 360.  
 galbula (Sitagra), 360.  
 galbula (Xanthophilus), 360.  
 galeata (Xanthura), 500.  
 Galerida, 138.  
 gambeli (Zonotrichia), 274.

- garrula (Manorhina), 52.  
 garrula (Meliphaga), 51.  
 garrula (Myzantha), 51,  
 52.  
 Garrulus, 489.  
 gayi (Phrygilus), 288.  
 georgiana (Fringilla),  
 279.  
 georgiana (Melospiza),  
 279.  
 Geothlypis, 68.  
 ginginiamus (Acridot-  
 theres), 415.  
 giraudi (Icterus), 393.  
 giraudi (Otocorys), 119.  
 giraudi (Otocorys), 119.  
 githaginea (Erythro-  
 spiza), 195.  
 githagineus (Bucanetes),  
 195.  
 githagineus (Carpodacus),  
 195.  
 glandarius (Corvus),  
 489.  
 glandarius (Garrulus),  
 489, 490, 491, 492,  
 493.  
 glaucescens (Xanthoura),  
 500.  
 glaucescens (Xanthura),  
 500.  
 Glaucopsis, 504.  
 glaucovirens (Lampro-  
 colius), 424.  
 Glossiptila, 297.  
 Glyciphila, 36.  
 Gnormopsar, 402.  
 godlewskii (Emberiza),  
 247.  
 gouldi (Anthus), 93.  
 gouldi (Zosterops), 2.  
 gouldiæ (Æthopyga), 16.  
 gracilis (Ptilopus), 41.  
 graculina (Strepera),  
 508.  
 Graculipica, 412.  
 Graculus, 504.  
 graculus (Corvus), 504.  
 graculus (Fregilus), 504.  
 graculus (Graculus),  
 504.  
 graculus (Pyrrhocorax),  
 505, 506.  
 graminea (Fringilla),  
 261.  
 gramineus (Pooecetes),  
 261.  
 gramineus (Pooecetes),  
 261, 262.  
 grammaca (Chondestes),  
 260.  
 grammica (Chondestes),  
 260.  
 Granatellus, 70.  
 grandis (Acridottheres),  
 416.  
 grandis (Æthiopsar),  
 416.  
 grandis (Saltator), 170.  
 grayi (Ammomanes),  
 145.  
 gregalis (Scobrotus),  
 317.  
 grenadensis (Pyrrhu-  
 laga), 159.  
 grisea (Druca), 290.  
 grisea (Eremopteryx),  
 148.  
 grisea (Pyrrhulauda),  
 148.  
 grisea (Spermophila),  
 160.  
 grisea (Sporophila), 160.  
 griseinucha (Leucosticte),  
 194.  
 griseinucha (Monti-  
 fringilla), 194.  
 griseonucha (Leuco-  
 sticte), 194.  
 griseonucha (Monti-  
 fringilla), 194.  
 guatemalensis (Xan-  
 thoura), 501.  
 guatemalensis (Xan-  
 thura), 501.  
 guatemozinus (Gymno-  
 stinops), 368.  
 Gubernatrix, 291.  
 Guiraca, 157.  
 guirahuro (Pseudo-  
 leistes), 383.  
 guisei (Ptiloprora), 47.  
 gularis (Icterus), 334.  
 gularis (Melithreptes),  
 32.  
 gularis (Melithreptes),  
 32.  
 gularis (Poliospiza), 202.  
 gulgula (Alauda), 127,  
 128, 129.  
 gustavi (Anthus), 108.  
 guttata (Alauda), 128.  
 guttata (Calliste), 301.  
 guttata (Calospiza), 301.  
 guttata (Steganopleura),  
 329.  
 guttata (Steganopleura),  
 329.  
 gutturalis (Athyaetes),  
 293.  
 gutturalis (Buarremon),  
 293.  
 gutturalis (Chalcomitra),  
 21, 25.  
 gutturalis (Cinnyris), 24.  
 gutturalis (Phœnico-  
 thraupis), 313.  
 gutturalis (Spermophila),  
 163.  
 gutturalis (Sporophila),  
 163.  
 gymnocephalus (Pica-  
 thartes), 504.  
 Gymnorhis, 198.  
 Gymnostinops, 368.  
 habessinicus (Cinnyris),  
 21.  
 hæmostictum (Di-  
 caeum), 8.  
 Hæmophila, 265.  
 hæmorrhous (Cacicus),  
 370.  
 hæmorrhous (Cassicus),  
 370.  
 Haplospiza, 289.  
 harterti (Galerida), 142.  
 Hartlaubius, 419.  
 hasselti (Arachnothera),  
 19.  
 hasselti (Cinnyris), 19.  
 hasselti (Leptocoma), 19.  
 Hedydypna, 13.  
 heermanni (Melospiza),  
 278.  
 Helminthotherus, 59.  
 Hemispingus, 315.  
 Hermitinia, 19.  
 Hesperiphona, 153.  
 hesperis (Corvus), 472.  
 Heterbyphantes, 348.  
 Heterocorax, 454.  
 hiemalis (Junco), 268.  
 himalayensis (Dendro-  
 citta), 486.  
 binei (Alaudula), 131.  
 hippocrepis (Sturnella),  
 387.  
 hirundinacea (Euphonia),  
 300.  
 hirundinaceum (Di-  
 caeum), 8.  
 hispaniolensis (Fringilla),  
 205.  
 hispaniolensis (Passer),  
 205.  
 hispanus (Corvus), 456.  
 hodgsoni (Motacilla), 78.  
 holboelli (Acanthus),  
 190.  
 holboelli (Linaria), 190.  
 Holoquiscalus, 401.

- holosericeus* (*Ambly-rhamphus*), 382.  
*hornemanni* (*Acanthis*), 192.  
*hornemanni* (*Carduelis*), 192.  
*hornemanni* (*Fringilla*), 192.  
*hornemanni* (*Linaria*), 192.  
*hornemanni* (*Linota*), 192.  
*hornensis* (*Troglodytes*), 376.  
*horsfieldi* (*Mirafra*), 134.  
*hortulana* (*Emberiza*), 243.  
*hortulanus* (*Serinus*), 215, 216.  
*hottentotta* (*Chibia*), 436.  
*hova* (*Alauda*), 134.  
*hova* (*Mirafra*), 134.  
*hudsoni* (*Synallaxis*), 376.  
*hudsonia* (*Pica*), 479.  
*humii* (*Sturnus*), 404.  
*humilis* (*Podoces*), 507.  
*huttoni* (*Emberiza*), 241.  
*hyemalis* (*Junco*), 268.  
*Hypacanthis*, 182.  
*Hypargus*, 327.  
*Hyphantornis*, 351.  
*Hyphanturgus*, 348.  
*Hypopyrrhus*, 402.  
*hypoxantha* (*Zosterops*), 6.  
  
*ietera* (*Crithagra*), 215.  
*Ietera*, 69.  
*ieterica* (*Chrysomitris*), 182.  
*ietericus* (*Spinus*), 182.  
*Ieterida*, 367.  
*icterocephalus* (*Xanthocephalus*), 382.  
*ictoroides* (*Perissospiza*), 155.  
*ieteroides* (*Pyenorhamphus*), 155.  
*icteronotus* (*Rhamphocelus*), 311.  
*Icterus*, 388.  
*icterus* (*Serinus*), 215.  
*igneus* (*Cardinalis*), 169.  
*ignicauda* (*Ethopyga*), 16.  
*iliaca* (*Fringilla*), 280.  
*iliaca* (*Passerella*), 280.  
*impetuani* (*Fringillaria*), 253.  
  
*inauris* (*Acanthocheira*), 55.  
*inauris* (*Anthocheira*), 55.  
*incas* (*Cyanocorax*), 500.  
*incas* (*Xanthura*), 500.  
*indica* (*Dendronanthus*), 89.  
*indicus* (*Deudranthus*), 89.  
*indicus* (*Limnoidrouus*), 89.  
*indicus* (*Oriolus*), 429.  
*indicus* (*Passer*), 205.  
*indicus* (*Sturnus*), 404.  
*inexpectata* (*Sturnella*), 387.  
*infaustus* (*Craetes*), 494.  
*infaustus* (*Perisoreus*), 494.  
*inornatum* (*Dicreum*), 9.  
*inornatus* (*Amblyorms*), 451.  
*insignis* (*Chalcostetha*), 14.  
*insolens* (*Corone*), 470.  
*insolens* (*Corvus*), 470.  
*insularis* (*Fringillaria*), 252.  
*insularis* (*Otocoris*), 119.  
*insularis* (*Otocorys*), 119.  
*intercedens* (*Craspedophora*), 447.  
*intercedens* (*Ptilorhis*), 447.  
*intermedia* (*Eulabes*), 418.  
*intermedia* (*Sitagra*), 355.  
*intermedia* (*Zonotrichia*), 274.  
*intermedius* (*Hyphantornis*), 355.  
*intermedius* (*Mainatus*), 418.  
*involutus* (*Tangarius*), 372.  
*isabellina* (*Alauda*), 141.  
*isabellina* (*Ammomanes*), 146.  
*isabellina* (*Galcrita*), 142.  
*isabellinus* (*Ammomanes*), 146.  
*islandicus* (*Corvus*), 456.  
*italiae* (*Passer*), 205.  
  
*jacapa* (*Rhamphocelus*), 310.  
*jacarina* (*Volatinia*), 166.  
*jacarini* (*Volatinia*), 166, 167.  
*jacksoni* (*Hyphantornis*), 353.  
*jacksoni* (*Ploceus*), 353.  
*jacksoni* (*Sitagra*), 353.  
*jagori* (*Munia*), 334.  
*jalla* (*Sturnopastor*), 408.  
*jamaica* (*Euphonia*), 301.  
*jamaica* (*Pyrrhuloxia*), 301.  
*jamaicensis* (*Corvus*), 475.  
*jamaicensis* (*Holotris*), 401.  
*jamaicensis* (*Microcorax*), 475.  
*jamesi* (*Phonygama*), 449.  
*jamesi* (*Phonygamus*), 449.  
*jankowskii* (*Emberiza*), 249.  
*japonensis* (*Corone*), 462.  
*japonensis* (*Corvus*), 462.  
*japonica* (*Alauda*), 129.  
*japonica* (*Cyanopica*), 481.  
*japonica* (*Zosterops*), 1.  
*japonicus* (*Cyanopoliis*), 481.  
*japonicus* (*Garrulus*), 492.  
*japonicus* (*Zosterops*), 4.  
*javanensis* (*Eulabes*), 418.  
*javanensis* (*Mainatus*), 418.  
*javanensis* (*Ploceilla*), 362.  
*jerdoni* (*Agrodroma*), 94.  
*jerdoni* (*Anthus*), 94.  
*jobcensis* (*Manucodia*), 450.  
*jugularis* (*Cimmyris*), 27.  
*jugularis* (*Cyrtostomus*), 27.  
*Junco*, 268.  
*junco* (*Fringilla*), 272.  
  
*kamtshatica* (*Pica*), 178.  
*kelaarti* (*Munia*), 339.  
*kelaarti* (*Uroloncha*), 339.  
*kitlitzii* (*Aplonis*), 421.

- kleinschmidti (Galerida), 139.  
 krynicki (Garrulus), 491.  
 kundoo (Oriolus), 428.
- laemostieta (Chibia), 438.  
 laemostieta (Dicruropis), 438.  
 Lagonostieta, 327.  
 Laletes, 494.  
 Lamprocolius, 424.  
 Lamprocorax, 421.  
 lanceolata (Meliphaga), 33.  
 lanceolata (Plectrohyncha), 33.  
 lanceolatus (Garrulus), 494.  
 lanceolatus (Laletes), 494.  
 lanceolatus (Plectrohampbus), 33, 34.  
 lanceolatus (Plectrohynchus), 34.  
 lapponica (Emberiza), 256.  
 lapponicus (Calcarius), 256.  
 lapponicus (Plectrophanes), 256.  
 larvatus (Oriolus), 431.  
 lateralis (Zosterops), 6.  
 lawrencei (Astragalinus), 185.  
 lawrencei (Chrysomitris), 185.  
 lazula (Guiraca), 157.  
 leilavalensis (Ptilotis), 47.  
 Leistes, 381.  
 lepida (Phonipara), 164.  
 Lepidopygia, 325.  
 Leptocoma, 18.  
 leptonyx (Corvus), 457.  
 lessoni (Xanthotis), 47.  
 leucocephala (Emberiza), 249.  
 leucocephalus (Stephanophorus), 504.  
 leucogaster (Cinnyris), 23.  
 leucogaster (Uroloncha), 338.  
 leucogenys (Buchanga), 443.  
 leucogenys (Dicrurus), 443.  
 leucolæma (Alario), 210.  
 leucolæma (Otocoris), 118.
- leucolæma (Otocorys), 118.  
 leucomelas (Entomophila), 38.  
 leucophrys (Anthus), 93, 94.  
 leucophrys (Fringilla), 273.  
 leucophrys (Zonotrichia), 273, 274.  
 leucopsis (Motacilla), 78.  
 leucoptera (Loxia), 225.  
 leucoptera (Melanocorypha), 122.  
 leucoptera (Pica), 478.  
 leucopteryx (Icterus), 395.  
 leucopygia (Poliospiza), 212.  
 leucopygia (Serinus), 212.  
 leucopygialis (Buchanga), 444.  
 leucopygialis (Dicrurus), 444.  
 leucopygius (Basileuterus), 74.  
 leucostriatus (Budytes), 86.  
 leucotis (Ptilotis), 44.  
 levallanti (Corone), 461.  
 lewinii (Ptilotis), 42.  
 Ligurinus, 149.  
 Linaria, 186.  
 linaria (Acanthis), 189.  
 linaria (Fringilla), 189, 191.  
 linaria (Linaria), 189, 190.  
 linaria (Linota), 190.  
 linarius (Ægiothus), 189.  
 lincolni (Fringilla), 279.  
 lincolni (Melospiza), 279.  
 lineola (Spermophila), 163.  
 lineola (Sporophila), 163.  
 liopus (Alauda), 126.  
 littoralis (Anthus), 107.  
 littoralis (Corvus), 455.  
 longicauda (Icteria), 69.  
 longicauda (Motacilla), 80.  
 longicaudata (Buchanga), 442.  
 longicaudatus (Dicrurus), 442.  
 longipes (Xanthocephalus), 382.
- longirostra (Arachnothera), 29.  
 longirostris (Arachnothera), 29.  
 longirostris (Meliornis), 49.  
 longirostris (Otocoris), 116, 117.  
 longus (Dicrurus), 439.  
 longus (Edolius), 439.  
 Lophorina, 451.  
 lotenia (Arachnechthra), 18.  
 lotenius (Cinnyris), 18.  
 Loxia, 223.  
 Loxiipasser, 160.  
 ludoviciana (Goniaphea), 156.  
 ludoviciana (Sturnella), 387.  
 ludoviciana (Zamelodia), 156.  
 ludovicianus (Anthus), 104.  
 ludovicianus (Hedymeles), 156.  
 ludovicianus (Serinus), 67.  
 lugens (Motacilla), 77.  
 lugubris (Motacilla), 74.  
 Lullula, 143.  
 luminosus (Holoquiscalus), 401.  
 luminosus (Quiscalus), 401.  
 lunulata (Pœcilotraupis), 304.  
 lunulatus (Melithreptus), 31, 32.  
 lusitania (Alauda), 146.  
 lutea (Manorhina), 53.  
 lutea (Myzantha), 53.  
 luteola (Certhiola), 294.  
 luteola (Cereba), 294.  
 luteola (Emberiza), 237.  
 luteola (Enspiza), 237.  
 luteola (Sitagra), 355.  
 luteola (Sycalis), 218.  
 luteolus (Ploceus), 355.  
 luxuosa (Xanthoura), 500.  
 luxuosa (Xanthura), 500, 501.  
 luzoniensis (Motacilla), 78.  
 Lysurus, 292.
- maccowni (Plectrophanes), 259.  
 maccowni (Rhynchophanes), 259.

- Machetornis*, 376.  
*Macrocorax*, 475.  
*Macronyx*, 110.  
*maerorhyncha* (*Corone*), 461, 462.  
*maerorhyncha* (*Galerida*), 140.  
*maerorhynchus* (*Corvus*), 461.  
*maerourus* (*Dicrurus*), 439.  
*maerourus* (*Megaquiscalus*), 490.  
*maerurus* (*Emberizoides*), 287.  
*macrurus* (*Megaquiscalus*), 399, 400.  
*maerurus* (*Quiscalus*), 399.  
*maculata* (*Chlamydo-dera*), 452.  
*maculatus* (*Anthus*), 90.  
*maculatus* (*Pipastes*), 92.  
*maculatus* (*Pipilo*), 282, 283.  
*maculosa* (*Dendroeca*), 63.  
*maculosa* (*Dendroica*), 63.  
*madagascariensis* (*Fou-ndia*), 361.  
*madagascariensis* (*Hartlaubia*), 419.  
*madagascariensis* (*Hartlaubius*), 419.  
*madagascariensis* (*Ploceus*), 361.  
*madagascariensis* (*Zosterops*), 3.  
*madaiensis* (*Anthus*), 103.  
*madciensis* (*Petronia*), 197.  
*maderaspatana* (*Zosterops*), 3.  
*maderaspatensis* (*Motacilla*), 79.  
*maderensis* (*Fringilla*), 174.  
*maderensis* (*Petronia*), 197.  
*magellanica* (*Chryso-mitris*), 181, 182.  
*magna* (*Arachnothera*), 29.  
*magna* (*Galerida*), 141.  
*magna* (*Sturnella*), 386, 387, 388.  
*magna* (*Tanagra*), 170.  
*magnifica* (*Æthopyga*), 15.  
*magnifica* (*Craspe-dophora*), 447.  
*magnus* (*Saltator*), 170, 171.  
*mahali* (*Plocepasser*), 322.  
*mahali* (*Ploceipasser*), 322.  
*mahrattensis* (*Acridotheres*), 415.  
*maja* (*Munia*), 334.  
*major* (*Galerida*), 142.  
*major* (*Megaquiscalus*), 399.  
*major* (*Pyrrhula*), 226.  
*major* (*Quiscalus*), 399.  
*major* (*Tanagra*), 305.  
*malabarica* (*Aidem-sosyne*), 340.  
*malabarica* (*Galerida*), 143.  
*malabarica* (*Galerita*), 143.  
*malabarica* (*Munia*), 340.  
*malabarica* (*Sturnia*), 407.  
*malabarica* (*Uroloncha*), 340.  
*malabariensis* (*Poliopsar*), 407.  
*malabariensis* (*Spodiopsar*), 407.  
*malacca* (*Munia*), 333.  
*malaccensis* (*Antho-threptes*), 30.  
*malaccensis* (*Anthreptes*), 30.  
*malaccensis* (*Passer*), 201.  
*Malinibus*, 346.  
*Manorhina*, 51.  
*Manucodia*, 450.  
*manyar* (*Ploceus*), 365.  
*marchi* (*Euethia*), 166.  
*marchii* (*Phonipara*), 166.  
*margarita* (*Cherso-philus*), 114.  
*margaritata* (*Lagono-sticta*), 327.  
*margaritatus* (*Hypargos*), 327.  
*margaritatus* (*Hypargus*), 327.  
*mariposa* (*Estrela*), 333.  
*mariquensis* (*Cinnyris*), 22.  
*mariquensis* (*Hyphan-tornis*), 356.  
*maritimus* (*Ammodro-mus*), 264.  
*marshalli* (*Serinus*), 214.  
*matutina* (*Emberiza*), 275.  
*matutina* (*Fringilla*), 275.  
*mauritanica* (*Pica*), 479, 480.  
*maxillaris* (*Sphecotheres*), 434.  
*medianus* (*Saltator*), 170.  
*megalonyx* (*Pipilo*), 282.  
*Megaquiscalus*, 399.  
*megarhynchus* (*Ploceus*), 364.  
*melaleucus* (*Tachy-phonus*), 313.  
*melanauchen* (*Ere-mopteryx*), 149.  
*melanauchen* (*Pyrrhulauda*), 149.  
*melanieterus* (*Cassidulus*), 371.  
*melanieterus* (*Melopbus*), 254.  
*melanocephala* (*Antho-nis*), 50.  
*melanocephala* (*Em-beriza*), 236.  
*melanocephala* (*Mota-cilla*), 88.  
*melanocephala* (*Sitagra*), 354.  
*melanocephala* (*Zame-rodia*), 156.  
*melanocephalus* (*Ælur-ædus*), 453.  
*melanocephalus* (*Corvus*), 491.  
*melanocephalus* (*Hedy-meles*), 156.  
*melanocephalus* (*Hy-phantornis*), 354.  
*melanocephalus* (*Icterus*), 391, 392.  
*melanocephalus* (*Meli-threptes*), 33.  
*melanocephalus* (*Meli-threptes*), 33.  
*melanocephalus* (*Ori-olus*), 431.  
*melanocephalus* (*Parda-lotus*), 11.  
*melanocephalus* (*Plo-ceus*), 354.  
*Melanocharis*, 12.  
*Melanocorypha*, 121.  
*melanocorys* (*Calamo-spiza*), 259.

- melanocyanea (Cissolopha), 502.  
 melanocyanea (Cyanocitta), 502.  
 melanocyanea (Cyanolyca), 502.  
 melanocyanea (Nanthura), 502.  
 melanoderus (Phrygilus), 289.  
 melanogrisea (Motacilla), 88.  
 melanogriseus (Motacilla), 88.  
 melanoleuca (Pica), 478.  
 melanoleuca (Pospiza), 267.  
 melanoleucus (Tachyphonus), 313.  
 melanonota (Amblyospiza), 366.  
 melanonota (Pica), 478.  
 melanonotus (Sarcops), 417.  
 melanope (Calobates), 82.  
 melanope (Motacilla), 81, 82.  
 melanophrys (Manorhina), 51.  
 melanops (Glyciphila), 36.  
 melanops (Trichothraupis), 314.  
 melanoptera (Graenlatica), 413.  
 melanoptera (Strepera), 509.  
 melanoptera (Tanagra), 307.  
 Melanopteryx, 250.  
 melanorhamphus (Corcorax), 506.  
 melanosternum (Acridotheres), 414.  
 melanosternus (Acridotheres), 414.  
 melanotes (Pica), 478.  
 melanoxanthus (Heterhyphantes), 348.  
 melanura (Anthornis), 50.  
 melanura (Eophona), 152.  
 melanurus (Passer), 207.  
 Melilestes, 38.  
 Melhornis, 48.  
 Meliphaga, 33.  
 Meliphagidae, 31.  
 Melipotes, 33.  
 Melirrhophetes, 39.  
 Melithreptes, 31.  
 mellivora (Acanthochara), 55.  
 mellivora (Anellobia), 55.  
 mellivora (Meliphaga), 55.  
 melodia (Fringilla), 277.  
 melodia (Melospiza), 277, 278.  
 Meloplus, 254.  
 Melopyrrha, 164.  
 Melospiza, 277.  
 Melozone, 285.  
 melpodus (Sporaganthus), 333.  
 meridae (Buarremon), 294.  
 meridionalis (Serinus), 215.  
 meridionalis (Sturnella), 388.  
 Merula, 376.  
 mesoleucus (Pipilo), 284.  
 mesomelas (Icterus), 393.  
 metallica (Calurus), 421.  
 metallica (Hedydipna), 13.  
 metallica (Lamprocorax), 421.  
 metallica (Nectarinia), 13.  
 mexicana (Certhiola), 295.  
 mexicana (Coroba), 295.  
 mexicana (Spizella), 271.  
 mexicana (Sturnella), 387.  
 mexicanus (Astragalinus), 184.  
 mexicanus (Carpodacus), 222.  
 mexicanus (Chryso-mitris), 184.  
 mexicanus (Psilorhinus), 502, 503.  
 Microcorax, 475.  
 Miliaria, 250.  
 miliaria (Cynchramus), 250.  
 miliaria (Emberiza), 250.  
 miliaria (Miliaria), 250.  
 militaris (Icterus), 384.  
 militaris (Sturnella), 384.  
 militaris (Trupialis), 384.  
 Milvulus, 375.  
 Mimeta, 432.  
 Minus, 376.  
 minima (Archmechthra), 18.  
 minima (Cinnyris), 18.  
 minima (Lagonosticta), 327.  
 minima (Leptocoma), 18.  
 minimum (Dicæum), 10.  
 minimus (Cinnyris), 18.  
 minor (Alaudula), 133.  
 minor (Calandrella), 133.  
 minor (Garrulus), 491.  
 minor (Heterocorax), 454.  
 minor (Lophorhina), 451.  
 minor (Pyromelana), 321.  
 minor (Pyrrhula), 226.  
 minor (Sturnus), 405.  
 minuta (Spermophila), 161.  
 minuta (Sporophila), 161.  
 Mirafr, 134.  
 mitrata (Setophaga), 71.  
 mitrata (Sylvia), 70.  
 mitrata (Wilsonia), 70.  
 mitratu (Myiodiœtes), 70.  
 Mniotilta, 59.  
 Mniotiltidae, 59.  
 moabiticus (Passer), 208.  
 modesta (Aidemosyne), 339.  
 modesta (Glyciphila), 37.  
 modestum (Piprisoma), 12.  
 modulator (Mimus), 376.  
 Molothrus, 276, 277, 373.  
 molucca (Uroloncha), 339.  
 monedula (Colæus), 472.  
 monedula (Corvus), 474.  
 monedula (Lycos), 473.  
 moneduloides (Physocorax), 475.  
 mongolica (Erythrospiza), 196.  
 mongolica (Melanocorypha), 123.  
 mongolicus (Bucanetes), 196.  
 montana (Fringilla), 199.



- montana (Hesperiphona), 153.  
 montana (Melospiza), 278.  
 montana (Passer), 200.  
 montanus (Passer), 199.  
 montezumæ (Gymnostonops), 368.  
 montezumæ (Ostinops), 368.  
 monticola (Spizella), 269, 270.  
 Montifringilla, 193.  
 montifringilla (Fringilla), 175.  
 montium (Fringilla), 186.  
 montium (Linota), 186.  
 moreleti (Fringilla), 174.  
 moreleti (Spermophila), 162.  
 moreleti (Sporophila), 162.  
 moreletti (Fringilla), 174.  
 morio (Amydrus), 423.  
 morio (Lamprotornis), 423.  
 morio (Onychognathus), 423.  
 morio (Psilorhinus), 502.  
 Motacilla, 74.  
 motacilla (Siurus), 67.  
 Motacillidæ, 74.  
 motitensis (Passer), 208.  
 Munia, 338.  
 musicus (Dicurus), 441.  
 Mycerobas, 155.  
 Myioborus, 72.  
 Myiospiza, 265.  
 Myiothlypis, 73.  
 mystacalis (Cyanocorax), 499.  
 mystacalis (Meliornis), 49.  
 mystacalis (Meliphaga), 49.  
 Myzantha, 51.  
 Myzomela, 34.  
 nævius (Siurus), 68.  
 nana (Acanthis), 180.  
 nana (Lepidopygia), 325.  
 nana (Linaria), 189.  
 nana (Spermestes), 325.  
 natalis (Zosterops), 5.  
 Nectarinia, 13.  
 Nectariniidæ, 13.  
 neglecta (Sturnella), 387.  
 nelicourvi (Nelicurvius), 362.  
 Nelicurvius, 362.  
 nemoricola (Fringialauda), 194.  
 nemoricola (Montifringilla), 194.  
 nemoricola (Sturnia), 408.  
 nemoricolus (Poliopsar), 408.  
 nemoricolus (Spodiopsar), 408.  
 nemorosa (Alauda), 143.  
 Neochemia, 343.  
 neutralis (Agelaius), 379.  
 neutralis (Agelaius), 379.  
 nevadensis (Amphispiza), 267.  
 nevadensis (Poospiza), 267.  
 newtoni (Certhiola), 295.  
 newtoni (Cœreba), 295.  
 nigerrima (Hyphantornis), 350.  
 nigerrima (Melanopteryx), 350.  
 nigerrimus (Ploceus), 350.  
 nigerrimus (Tachyphonus), 313.  
 nigra (Meliphaga), 35.  
 nigra (Melopyrrha), 164.  
 nigra (Myzomela), 35.  
 nigrescens (Buclanga), 443.  
 nigrescens (Dicurus), 443.  
 nigricans (Serphophaga), 375, 376, 378.  
 nigricephala (Spindalis), 308.  
 nigriceps (Hyphantornis), 352.  
 nigriceps (Munia), 335.  
 nigriceps (Ploceus), 352.  
 nigricollis (Euphonia), 299.  
 nigricollis (Grauculipica), 412.  
 nigricollis (Grauculipica), 412.  
 nigricollis (Heterhyphantes), 348.  
 nigricollis (Ploceus), 348.  
 nigricollis (Symplectes), 348.  
 nigricristatus (Basileuterus), 73.  
 nigricristatus (Myiothlypis), 73.  
 nigrigularis (Ramphocelus), 309.  
 nigrigularis (Ramphocelus), 309.  
 nigrimentum (Dicæum), 8.  
 nigriventer (Pyromelana), 319.  
 nigriventris (Myzomela), 34.  
 nigriventris (Pyromelana), 319.  
 nigriviridis (Calliste), 303.  
 nigriviridis (Calospiza), 303.  
 nigrotecta (Poephila), 342.  
 nilghiriensis (Anthus), 92.  
 nisoria (Munia), 336.  
 nivalis (Fringilla), 193.  
 nivalis (Montifringilla), 193.  
 nivalis (Emberiza), 254.  
 nivalis (Passerina), 255.  
 nivalis (Plectrophanes), 254.  
 nivalis (Plectrophenax), 254, 255.  
 nivosa (Alamon), 134.  
 nivosa (Mirafra), 134.  
 noctis (Loxigilla), 159, 160.  
 notata (Chrysomitris), 182.  
 notata (Ptilotis), 41.  
 notatus (Cinnerys), 21.  
 notatus (Spinus), 182.  
 novæ hollandiæ (Meliornis), 48, 49.  
 novæ guineæ (Philemon), 56.  
 novæ-zealandiæ (Anthus), 109.  
 novæ-zealandiæ (Prosthemadera), 51.  
 noveboracensis (Seiurus), 67.  
 noveboracensis (Siurus), 67.  
 nuchalis (Chlamydera), 452.  
 nuchalis (Chlamydo-dera), 452.  
 Nucifraga, 476.  
 nuttalli (Pica), 480.

- nuttalli (*Zonotrichia*),  
 274.  
 obscura (*Anthus*), 105.  
 obscura (*Manorhina*), 52.  
 obscura (*Myzantha*), 52.  
 obscura (*Myzomela*), 35.  
 obscura (*Spermophila*),  
 161.  
 obscura (*Sporophila*),  
 161.  
 obscurus (*Anthus*), 104,  
 107.  
 obscurus (*Molothrus*),  
 373, 374.  
 obsoleta (*Erythrospiza*),  
 195.  
 obsoleta (*Rhodospiza*),  
 194.  
 obsoletus (*Bucanetes*),  
 195.  
 occidentalis (*Geothlypis*),  
 68.  
 occidentalis (*Oryzoborus*), 159.  
 occidentalis (*Otocoris*),  
 120.  
 occidentalis (*Otocorys*),  
 120.  
 occipitalis (*Urocissa*),  
 482.  
 ochracea (*Spizella*), 270.  
 ocularia (*Sitagra*), 349.  
 ocellaris (*Glyciphila*), 39.  
 ocellaris (*Meliphaga*),  
 39.  
 ocellaris (*Motacilla*), 77.  
 ocellaris (*Stigmatops*),  
 39.  
 ocellarius (*Hyphanturgus*), 348, 349.  
 ocellarius (*Ploceus*), 348.  
 ocellarius (*Symplectes*),  
 348.  
 oculatus (*Zonæginthus*),  
 330.  
 oculus (*Zonæginthus*),  
 330.  
 œnops (*Garrulus*), 491.  
 olivacea (*Sitagra*), 358.  
 olivacea (*Spermophila*),  
 164.  
 olivaceum (*Dicæum*), 9.  
 olivaceus (*Hyphanturgus*), 358.  
 olivaceus (*Ploceus*), 358.  
 olivaceus (*Xanthophilus*), 358.  
 olivascens (*Saltator*),  
 171.  
 omissa (*Euethia*), 165.  
 Onycognathus, 424.  
 Oporornis, 66.  
 Orehesticus, 316.  
 oreas (*Picathartes*), 504.  
 oregonus (*Junco*), 268.  
 oregonus (*Pipilo*), 283.  
 Oreocorys, 110.  
 Oreospiza, 282.  
 orientalis (*Acanthis*),  
 178.  
 orientalis (*Aidemosyne*),  
 340.  
 orientalis (*Carduelis*),  
 178.  
 orientalis (*Corvus*), 468.  
 orientalis (*Ptilotis*), 41.  
 Oriolidæ, 427.  
 Oriolus, 427.  
 oriolus (*Oriolus*), 427,  
 428.  
 orix (*Pyromelana*), 319.  
 orizivora (*Munia*), 333.  
 ornata (*Ptilotis*), 45.  
 ornata (*Tanagra*), 307.  
 ornatus (*Calcarius*), 258.  
 ornatus (*Pardalotus*), 10.  
 ornatus (*Plectrophanes*),  
 258.  
 Ortygospiza, 326.  
 oryx (*Euplectes*), 319.  
 oryx (*Fringilla*), 319.  
 oryx (*Pyromelana*), 319.  
 oryzivora (*Cassidix*),  
 371.  
 oryzivora (*Dolichonyx*),  
 372.  
 oryzivora (*Padra*), 333.  
 oryzivorus (*Dolichonyx*),  
 372.  
 Oryzoborus, 158.  
 osea (*Cinnyris*), 22.  
 osiris (*Cinnyris*), 22.  
 ossifragus (*Colceus*), 469.  
 ossifragus (*Corvus*), 469.  
 Ostinops, 368.  
 ostrinus (*Pyrenestes*),  
 323.  
 Othyphantes, 347.  
 Otocorys, 114.  
 owstoni (*Zosterops*), 6.  
 pagodarum (*Sturnia*),  
 412.  
 pagodarum (*Teminuchus*), 412.  
 pallasi (*Emberiza*), 232.  
 pallida (*Alæmon*), 113.  
 pallida (*Galerida*), 139.  
 pallida (*Spizella*), 273.  
 pallida (*Zosterops*), 2.  
 pallidus (*Astragalinus*),  
 183.  
 palmarum (*Tanagra*),  
 307.  
 palpebrosa (*Zosterops*),  
 1, 3, 4, 5.  
 palustris (*Melospiza*),  
 279.  
 panayensis (*Calornis*),  
 422.  
 panayensis (*Lamprocorax*), 422.  
 panderi (*Podoces*), 507.  
 Paradisea, 448.  
 paradisea (*Calospiza*),  
 301.  
 Paradiseidæ, 447.  
 paradiseus (*Dissemurus*),  
 446.  
 Pardalotus, 10.  
 parellina (*Cyanocompsa*),  
 158.  
 parisorum (*Icterus*), 391.  
 Paroaria, 290.  
 Parula, 61.  
 parva (*Carduelis*), 178,  
 217.  
 pascuus (*Corvus*), 471.  
 Passer, 119.  
 Passerculus, 262.  
 Passerella, 280.  
 passerina (*Emberiza*),  
 232.  
 Passerina, 281.  
 passerinii (*Ramphocœlus*), 310.  
 passerinii (*Rhamphocœlus*), 310.  
 passerinus (*Coturniculus*), 263.  
 pastinator (*Corvus*),  
 454.  
 pastinator (*Trypanocorax*), 454.  
 Pastor, 410.  
 pecoris (*Icterus*), 373.  
 pecoris (*Molothrus*), 373,  
 374.  
 pectoralis (*Chalcostetha*),  
 14.  
 pectoralis (*Cinnyris*),  
 28.  
 pectoralis (*Cyrtostomus*),  
 28.  
 pectoralis (*Munia*), 338.  
 pectoralis (*Nectarinia*),  
 14.  
 pectoralis (*Uroloncha*),  
 338.  
 pekinensis (*Alauda*),  
 127.

- pelzelni (Icteropsis), 355.  
 pelzelni (Ploceus), 355.  
 pelzelni (Sitagra), 355.  
 pelzelni (Sycalis), 218.  
 penicillata (Eremophila), 117.  
 penicillata (Otocoris), 117, 118.  
 penicillata (Otocorys), 117, 118.  
 penicillata (Ptilotis), 46.  
 pennsylvanica (Dendræca), 64.  
 pennsylvanicus (Anthus), 104.  
 pensilis (Hyphantornis), 362.  
 pensilis (Ploceus), 362.  
 pensilvanica (Anthus), 104.  
 Perissospiza, 155.  
 persicus (Cacicus), 369, 370.  
 persicus (Cassicus), 369.  
 personata (Diglossa), 298.  
 personata (Emberiza), 241.  
 personata (Motacilla), 77.  
 peruana (Myiospiza), 265.  
 peruanus (Ammodromus), 265.  
 peruanus (Coturniculus), 265.  
 peruviana (Brachyspiza), 275.  
 petronella (Petronia), 198.  
 Petronia, 196.  
 petronia (Fringilla), 196.  
 petronia (Passer), 196.  
 petronia (Petronia), 196.  
 petronia (Pyrgita), 196.  
 phaenotus (Junco), 269.  
 phaeton (Neochmia), 343.  
 Philaterus, 322.  
 Philemon, 58.  
 philippina (Corone), 462.  
 philippinus (Corvus), 462.  
 philippinus (Ploceus), 363.  
 phœnicea (Urobrachya), 318.  
 phœniceus (Agelæus), 378, 379.  
 phœniceus (Agelaius), 378.  
 phœniceus (Icterus), 378.  
 phœnicopterus (Lamprocolinus), 425.  
 phœnicopterus (Lamprocornis), 425.  
 Phœnicothraupis, 313.  
 phœnicotis (Anthothreptes), 31.  
 phœnicotis (Anthreptes), 31.  
 phœnicotis (Chalcoparia), 31.  
 phœnicotis (Estrilda), 345.  
 phœnicotis (Uræginthus), 345.  
 phœnicura (Ammonanes), 145.  
 phœnicuroides (Ammonanes), 147.  
 Phonygama, 449.  
 phrygia (Meliphaga), 38.  
 phrygia (Xanthomyza), 38.  
 Phrygilus, 288.  
 Physocorax, 475.  
 Pica, 476.  
 pica (Corvus), 476.  
 pica (Pica), 476, 477, 478, 479, 480.  
 Picathartes, 504.  
 pictus (Calcarius), 258.  
 pictus (Plectrophanes), 258.  
 pileata (Brachyspiza), 275, 375.  
 pileata (Zonotrichia), 275.  
 pileatus (Atlappetes), 292.  
 Pinicola, 228.  
 pinus (Dendræca), 65.  
 pinus (Dendroica), 65.  
 pinus (Helminthophaga), 60.  
 pinus (Helminthophila), 60.  
 pinus (Vermivora), 60.  
 Pipilo, 282.  
 Piprisoma, 12.  
 pispoletta (Alauda), 131.  
 pispoletta (Alaudula), 131.  
 pispoletta (Calandrella), 131.  
 pithyornus (Emberiza), 249.  
 pityopsittacus (Loxia), 225.  
 Plagiospiza, 265.  
 planicola (Megalophonus), 136.  
 platensis (Embernagra), 287.  
 Platysmurus, 489.  
 Plectorhamphus, 33.  
 Plectrophenax, 254.  
 Ploceëlla, 362.  
 Ploceida, 316.  
 Ploceipasser, 322.  
 Ploceus, 363.  
 pluubea (Strepera), 509.  
 plumula (Meliphaga), 46.  
 plumula (Ptilotis), 46.  
 Podoces, 507.  
 Pœcilothraupis, 304.  
 poensis (Lepidopygia), 325.  
 poensis (Spermestes), 325.  
 Poephila, 341.  
 Poœcetes, 261.  
 polatzeki (Alaudula), 133.  
 polatzeki (Calandrella), 133.  
 polioptera (Arachnothera), 38.  
 polioptera (Melilestes), 38.  
 poliopterus (Melilestes), 38.  
 Poliospiza, 211.  
 poltaratskii (Sturnus), 404.  
 poltaratskyi (Sturnus), 404.  
 poltaratzskii (Sturnus), 404.  
 polyzona (Ortygospiza), 326.  
 Poospiza, 267.  
 porphyronotus (Sturnus), 405.  
 pratensis (Anthus), 98.  
 praticola (Otocorys), 119.  
 praticola (Otocoris), 119.  
 princeps (Passerculus), 262.  
 principalis (Corvus), 459.  
 procerior (Ptilotis), 40.  
 proene (Chera), 316.  
 proene (Coliopasser), 316.  
 proene (Diatropura), 316.  
 progne (Chera), 316.  
 progne (Coliuspasser), 316.  
 progne (Diatropura), 316.  
 Propasser, 223.  
 Prosthemadera, 51.

- prothemelas (Icterus), 391.  
 Protonotaria, 60.  
 provocator (Ptilotis), 42.  
 psaltria (Astragalinus), 184.  
 psaltria (Cbrysomitris), 184.  
 Pseudochloris, 288.  
 Pseudoleistes, 375, 376, 377, 383.  
 Pseudonigrita, 323.  
 Psilorhinus, 502.  
 psittacea (Erythrura), 343.  
 Psittospiza, 316.  
 Ptilopora, 47.  
 Ptilotis, 40.  
 pulcherrima (Eudrepanis), 17.  
 pulcherrimus (Ethopyga), 17.  
 punctatus (Pardalotus), 11.  
 punctulata (Munia), 335, 336.  
 punctulata (Uroloncha), 335, 336.  
 punicea (Pyrrhospiza), 220.  
 purpurascens (Sturnus), 405.  
 purpurea (Fringilla), 221.  
 purpureo-violacea (Phoenicocorys), 449.  
 purpureus (Carpodacus), 221.  
 purpureus (Lamprocolinus), 425.  
 purpureus (Lamprolornis), 425.  
 purpureus (Quiscalus), 398.  
 pusilla (Emberiza), 232.  
 pusilla (Euethia), 165.  
 pusilla (Metoponia), 217.  
 pusilla (Phonipara), 165.  
 pusilla (Schœnicola), 232.  
 pusilla (Spizella), 272.  
 pusillus (Corvus), 463.  
 pusillus (Serinus), 217.  
 pusio (Spizella), 273.  
 pustulatus (Icterus), 394.  
 puteicola (Petronia), 197.  
 Pyrauga, 311.  
 Pyrenestes, 323.  
 Pyromelana, 318.  
 Pyrrhocorax, 506.  
 pyrrhocorax (Corvus), 506.  
 pyrrhocorax (Pyrrhocorax), 505, 506.  
 pyrrhogaster (Hypopyrrhus), 402.  
 pyrrhogenys (Sturnia), 411.  
 pyrrhonotus (Anthus), 93.  
 pyrrhonotus (Passer), 204.  
 pyrrhops (Buchanga), 442.  
 pyrrhoptera (Meliornis), 48.  
 pyrrhopterus (Icterus), 390.  
 Pyrrhula, 226.  
 pyrrhula (Fringilla), 226.  
 pyrrhula (Pyrrhula), 226.  
 Pyrrhulagra, 159.  
 pyrrhuloides (Emberiza), 229.  
 pyrrhuloides (Pyrrhulorhyncha), 229.  
 pyrrhuloides (Schœnicola), 229.  
 Pyrrhulorhyncha, 229.  
 Pyrrhuloxia, 167.  
 Pyrrhuphonia, 301.  
 Pyrrhochira, 423.  
 pyrypogaster (Hypopyrrhus), 402.  
 pytyopsittacus (Loxia), 225.  
 quadragintus (Pardalotus), 12.  
 quadricolor (Trichothraupis), 314.  
 Quela, 324.  
 quelea (Quela), 324.  
 Quiscalus, 397.  
 quiscalus (Icterus), 397.  
 quiscalus (Quiscalus), 397.  
 quiscalus (Quiscalus), 397.  
 raggiana (Paradisea), 449.  
 raii (Motacilla), 84.  
 rayi (Motacilla), 84.  
 raytal (Alaudula), 131.  
 regionalis (Chlorospingus), 315.  
 reichenowi (Icteryphantes), 347.  
 reichenowi (Othyphantes), 347.  
 reichenowi (Ploceus), 347.  
 religiosa (Eulabes), 418.  
 religiosa (Gracula), 418.  
 religiosus (Mainatus), 418.  
 remifer (Bhringa), 446.  
 Rhamphocœlus, 309.  
 Rhamphocorys, 114.  
 Rhinocorax, 474.  
 Rhodospingus, 290.  
 Rhodospiza, 194.  
 Rhynchophanes, 259.  
 richardi (Anthus), 95.  
 richardi (Corydalla), 95.  
 richmondi (Arremonops), 286.  
 riefferi (Psittospiza), 316.  
 rixosa (Machetornis), 376.  
 rosaceus (Anthus), 102.  
 roseatus (Anthus), 102.  
 roseatus (Carpodacus), 220.  
 roseus (Pastor), 410.  
 roseus (Sturnus), 410.  
 rubea (Otocoris), 120.  
 rubea (Otocorys), 120.  
 ruber (Amblyramphus), 382.  
 ruberrima (Lagonosticta), 327.  
 rubica (Phœnicothraupis), 313.  
 rubicoides (Phœnicothraupis), 313.  
 rubiginosa (Cinamopteryx), 351.  
 rubiginosa (Melanopteryx), 351.  
 rubiginosus (Hyphantornis), 351.  
 rubiginosus (Ploceus), 351.  
 rubra (Piranga), 311, 312.  
 rubra (Pyrauga), 312.  
 rubrata (Myzomela), 34.  
 rubricapilla (Vermivora), 61.  
 rubricata (Lagonosticta), 327.  
 rubricilla (Carpodacus), 220.  
 rubricollis (Malimbus), 346.

- rubrirostris (Chlorospingus), 315.  
 rubrirostris (Hemispingus), 315.  
 rubritorques (Vidua), 317.  
 rubriniger (Munia), 334.  
 rufa (Dendrocitta), 484.  
 rufescens (Alauda), 133.  
 rufescens (Acanthis), 191.  
 rufescens (Alaudula), 133.  
 rufescens (Anthus), 96.  
 rufescens (Calandrella), 133.  
 rufescens (Fringilla), 191.  
 rufescens (Linaria), 191.  
 rufescens (Linota), 191.  
 ruficapilla (Dendroica), 63.  
 ruficapilla (Helminthophaga), 61.  
 ruficapilla (Helminthophila), 61.  
 ruficapillus (Agelæus), 381.  
 ruficauda (Bathilda), 341.  
 ruficinctus (Passer), 209.  
 ruficollis (Glossiptila), 297.  
 ruficollis (Pyrrhulagra), 159.  
 ruficollis (Tanagra), 297.  
 rufidorsalis (Passer), 203.  
 rufigularis (Acanthochara), 55.  
 rufigularis (Acanthogenys), 55.  
 rufitergum (Garrulus), 490.  
 rufiventer (Merula), 376.  
 rufivirgata (Embernagra), 286.  
 rufivirgatus (Arremonops), 286.  
 rufoaxillaris (Molothrus), 375, 376.  
 rufogularis (Acanthogenys), 55.  
 rufogularis (Anthus), 101.  
 rufopicta (Lagonosticta), 327.  
 rufula (Certhilauda), 112.  
 rufula (Corydalla), 97.  
 rufulus (Anthus), 97.  
 rufus (Furnarius), 376.  
 rufus (Tachyphonus), 313.  
 rupestris (Anthus), 107.  
 rupestris (Petronia), 196.  
 rustica (Emberiza), 233.  
 rustica (Euspiza), 233.  
 rustica (Pica), 476, 477, 478.  
 rusticus (Hypocentor), 233.  
 ruticilla (Setophaga), 71.  
 rutilans (Passer), 206, 207.  
 sagittata (Mimeta), 433.  
 sagittatus (Oriolus), 433.  
 saharæ (Emberiza), 253.  
 saharæ (Fringillaria), 253.  
 saharæ (Passer), 209.  
 salicaria (Fringilla), 205.  
 salicarius (Passer), 205, 206.  
 salicicola (Passer), 205.  
 sallæi (Granatellus), 70.  
 salmoni (Ostinops), 369.  
 Saltator, 169.  
 samuelis (Melospiza), 279.  
 sandwichensis (Passerculus), 262.  
 sanguinrostris (Quelea), 324.  
 sanguinolenta (Myzomela), 34.  
 Sarcops, 417.  
 sardonius (Corvus), 466.  
 saturata (Amblyospiza), 366.  
 savanna (Passerculus), 262.  
 savannarum (Ammodromus), 263.  
 sayana (Tanagra), 306.  
 scapulatus (Corvus), 464.  
 schmitzi (Motacilla), 83.  
 schœnicus (Emberiza), 230.  
 schœnicus (Schœnicola), 230.  
 selateri (Icterus), 394.  
 scotica (Loxia), 224.  
 scutata (Spermestes), 326.  
 scutatus (Spermestes), 326.  
 seebohmi (Anthus), 108.  
 seheriæ (Æthopyga), 14.  
 setuperi (Zosterops), 6.  
 sennetti (Icterus), 392, 393.  
 sericea (Meliornis), 49.  
 sericea (Meliphaga), 49.  
 sericea (Pica), 479.  
 sericeus (Molothrus), 374.  
 Serinus, 213.  
 serinus (Fringilla), 215.  
 serinus (Serinus), 215.  
 Serphophaga, 375, 376.  
 Setophaga, 71.  
 severtzovi (Carpodacus), 220.  
 sharpei (Ptilotis), 42.  
 sharpii (Corvus), 466.  
 sibirica (Alauda), 122.  
 sibirica (Melanocorypha), 122.  
 sibirica (Otocoris), 116.  
 sibirica (Uragus), 229.  
 sibiricus (Uragus), 229.  
 silens (Arremon), 291.  
 similis (Anthus), 94.  
 simplex (Corospiza), 209.  
 simplex (Passer), 209.  
 simplex (Zosterops), 4.  
 sinensis (Dendrocitta), 487.  
 sinensis (Garrulus), 493.  
 sinensis (Heterornis), 411.  
 sinensis (Oriolus), 430.  
 sinensis (Sturnia), 411.  
 sinensis (Urocissa), 483.  
 sinica (Chloris), 151, 152.  
 sinica (Chlorospiza), 151.  
 sinicus (Ligurinus), 151.  
 sinuata (Pyrrhuloxia), 167.  
 siparaja (Æthopyga), 15.  
 Sitagra, 353.  
 sitticolor (Conirostrum), 299.  
 sittoides (Diglossa), 297.  
 Siurus, 67.  
 socialis (Fringilla), 270.  
 socialis (Spizella), 270, 271.  
 socius (Philetarnus), 322.  
 socius (Philetarnus), 322.  
 socius (Philetarnus), 322.  
 socius (Philetarnus), 322.  
 solitarius (Amblycercus), 371.  
 sonora (Ptilotis), 43.  
 sordidus (Anthus), 94.  
 Sorella, 211.

- souimanga (Cinnyris), 23.  
 souimanga (Nectarinia), 23.  
 speciosa (Cissa), 488.  
 spectabilis (Arremon), 291.  
 spectabilis (Munia), 335.  
 Spermestes, 325.  
 spermologus (Colæus), 472, 473.  
 Sphecotheres, 434.  
 spilonotus (Hyphantornis), 352.  
 spilonotus (Ploceus), 352.  
 Spindalis, 308.  
 spinoides (Acanthis), 182.  
 spinoides (Chrysomitris), 182.  
 spinoides (Hypacanthis), 182.  
 spinoletta (Anthus), 103, 104, 105.  
 Spinus, 179.  
 spinus (Acanthis), 180.  
 spinus (Carduelis), 180.  
 spinus (Chrysomitris), 180.  
 spinus (Fringilla), 179.  
 spinus (Spinus), 179, 180.  
 spipoletta (Anthus), 103.  
 Spiza, 260.  
 Spizalanda, 137.  
 Spizella, 269.  
 Spizocorys, 125.  
 splendens (Corone), 469.  
 splendens (Corvus), 469.  
 splendens (Volatinia), 166, 167.  
 splendidus (Lamprocolius), 424.  
 splendidus (Lamprocornis), 424.  
 spodiogena (Fringilla), 175.  
 spodiogenys (Fringilla), 175.  
 Spodiopsar, 406.  
 spodocephala (Emberiza), 241.  
 Sporæginthus, 332.  
 Sporophila, 160.  
 Sporopipes, 346.  
 Sporothraupis, 308.  
 Spreo, 426.  
 spurius (Icterus), 389.  
 squalidum (Piprisoma), 12.  
 squalidus (Prionochilus), 12.  
 squamicollis (Uroloncha), 337.  
 squamifrons (Sporopipes), 346.  
 Steganopleura, 329.  
 steindachneri (Anthus), 109.  
 stejneri (Zosterops), 5.  
 stephaniæ (Astraphia), 448.  
 stephaniæ (Astrarchia), 448.  
 Stephanophorus, 304.  
 stewarti (Emberiza), 245.  
 Stictoptera, 331.  
 Stictospiza, 327.  
 Stigmatops, 39.  
 stonei (Ælurædus), 452.  
 strachevi (Emberiza), 247.  
 Strepera, 508.  
 striata (Dendroica), 65.  
 striata (Dendroica), 65.  
 striata (Munia), 337.  
 striata (Tanagra), 308.  
 striata (Uroloncha), 337.  
 striaticeps (Embernagra), 286.  
 striativentris (Melanocharis), 12.  
 striatus (Pardalotus), 10.  
 stridens (Garrulus), 491.  
 strigata (Otocoris), 120.  
 strigata (Otocorys), 120.  
 strigatus (Chondestes), 260.  
 strigiceps (Brachyspiza), 277.  
 strigiceps (Zonotrichia), 277.  
 striolata (Corydalla), 95.  
 striolata (Emberiza), 252, 253.  
 striolata (Fringillaria), 252.  
 striolatus (Anthus), 95.  
 striolatus (Macronyx), 111.  
 Struthidea, 503.  
 stulta (Petronia), 196, 197.  
 Sturnella, 386.  
 Sturnia, 411.  
 Sturnidæ, 403.  
 sturnina (Sturnia), 411.  
 sturninus (Agropsar), 411.  
 Sturnopastor, 408.  
 Sturnus, 403.  
 subalaris (Amblyornis), 451.  
 subaurea (Sitagra), 358.  
 subaureus (Hyphantornis), 359.  
 subaureus (Ploceus), 359.  
 subaureus (Xanthophilus), 359.  
 subfasciata (Glyciphila), 37.  
 subflava (Estrela), 332.  
 subflavus (Sporæginthus), 332.  
 subocularis (Glyciphila), 40.  
 subocularis (Stigmatops), 39.  
 subtuberosus (Philemon), 56.  
 subtuberosus (Tropidorhynchus), 56.  
 subundulata (Munia), 336.  
 sulphurata (Crithagra), 214.  
 sulphurata (Emberiza), 240.  
 sulphuratus (Serinus), 214.  
 sulphurea (Motacilla), 81, 83.  
 sulphurea (Pallenura), 81.  
 sumichrasti (Dives), 396.  
 sundevalli (Certhiola), 296.  
 sundevalli (Euplectes), 319.  
 sundevalli (Zosterops), 2.  
 superba (Lophorhina), 451.  
 superbus (Cardinalis), 169.  
 superciliaris (Leistes), 381.  
 superciliaris (Petronia), 198.  
 superciliaris (Saltator), 171.  
 superciliaris (Sturnopastor), 409.  
 superciliosa (Hæmophila), 265.  
 superciliosa (Plagiospiza), 265.  
 superciliosus (Acanthorhynchus), 36.  
 superflua (Galerida), 142.  
 swainsoni (Passer), 210.  
 swinhoei (Cyanopolins), 481.

- Sycobrotus*, 347.  
*sylvanus* (*Oreocorys*),  
 110.  
*sylvestris* (*Corvus*), 455.  
*Synallaxis*, 376.  
*syriacus* (*Serinus*), 217.
- tabuensis* (*Aplonis*), 420.  
*Tachyphonus*, 313.  
*Taniopygia*, 331.  
*taha* (*Euplectes*), 321.  
*taha* (*Pyromelana*), 321.  
*tabatali* (*Hyphantornis*),  
 357.  
*taivana* (*Motacilla*), 87.  
*taivanus* (*Motacilla*), 87.  
*talatala* (*Cinnyris*), 23.  
*Tanagra*, 304.  
*Tanagridæ*, 299.  
*Tangarius*, 372.  
*tartarica* (*Alauda*), 123.  
*tatao* (*Calliste*), 301.  
*Temnuchus*, 412.  
*temporalis* (*Ægitha*),  
 340.  
*tenuirostris* (*Acanthorhynchus*), 35.  
*tenuirostris* (*Megaquiscalus*), 400.  
*tenuirostris* (*Oriolus*),  
 430.  
*tenuirostris* (*Quiscalus*),  
 400.  
*tenuirostris* (*Zosterops*),  
 7.  
*Tephrocorys*, 124.  
*tephrocotis* (*Leucosticte*),  
 194.  
*tephrocotis* (*Montifringilla*), 194.  
*texana* (*Pyrrhuloxia*), 167.  
*teydea* (*Fringilla*), 172.  
*thecklæ* (*Galerita*), 142.  
*thecklæ* (*Alauda*), 142.  
*thecklæ* (*Galerida*), 142.  
*thilius* (*Agelæus*), 380.  
*thilius* (*Icterus*), 380.  
*thura* (*Carpodacus*), 223.  
*thura* (*Propasser*), 223.  
*tingitanus* (*Corvus*), 457.  
*tingitanus* (*Passer*), 203.  
*tintillon* (*Fringilla*), 174,  
 175.  
*topela* (*Munia*), 336.  
*torquata* (*Setophaga*), 72.  
*torquatus* (*Corvus*), 463.  
*torquatus* (*Myioborus*),  
 72.  
*torqueola* (*Spermophila*),  
 162.
- torqueola* (*Sporophila*),  
 162.  
*torridus* (*Oryzoborus*),  
 158.  
*totta* (*Chrysomitris*), 181.  
*tottus* (*Spinus*), 181.  
*trailli* (*Oriolus*), 432.  
*traillii* (*Oriolus*), 432.  
*transcaspicus* (*Passer*),  
 206.  
*transfuga* (*Gymnorhis*),  
 199.  
*transfuga* (*Gymnoris*),  
 199.  
*trichas* (*Geothlypis*), 68.  
*Trichothraupis*, 314.  
*trichroa* (*Erythrura*),  
 343.  
*tricolor* (*Agelæus*), 379.  
*tricolor* (*Agelaius*), 379.  
*trigonostigma* (*Dicæum*),  
 8.  
*tristis* (*Acridotheres*),  
 413, 414.  
*tristis* (*Astragalinus*),  
 183.  
*tristis* (*Chrysomitris*),  
 183.  
*tristriata* (*Poliospiza*),  
 213.  
*trivialis* (*Anthus*), 89, 90.  
*Troglodytes*, 376.  
*Tropidorhynchus*, 56.  
*Trupialis*, 384.  
*Trypanocorax*, 453.  
*turdiformis* (*Temenuchus*), 411.  
*turrium* (*Monedula*), 472.  
*typica* (*Melanodera*), 289.  
*tyrannus* (*Milvulus*), 375.
- uluensis* (*Hyphantornis*),  
 357.  
*uluensis* (*Ploceus*), 357.  
*uluensis* (*Sitagra*), 357.  
*umbrinus* (*Corvus*), 458.  
*unicolor* (*Amblyospiza*),  
 366.  
*unicolor* (*Haplospiza*),  
 289.  
*unicolor* (*Parocolius*),  
 402.  
*unicolor* (*Pyrenestes*),  
 366.  
*unicolor* (*Sturnus*), 406.  
*Uraginthus*, 345.  
*Uragus*, 229.  
*Urobrachya*, 318.  
*Urocissa*, 482.  
*Uroloncha*, 337.
- uropygialis* (*Pseudochloris*), 288.  
*ussuriensis* (*Chloris*),  
 152.  
*ussuriensis* (*Ligurinus*),  
 152.
- vaalensis* (*Anthus*), 93.  
*validirostris* (*Melithreptes*), 33.  
*validirostris* (*Melithreptes*), 33.  
*varia* (*Mniotilta*), 59.  
*varians* (*Crypsirhina*),  
 487.  
*variegatus* (*Certhionyx*),  
 38.  
*varius* (*Sturnus*), 403.  
*velata* (*Geothlypis*), 69.  
*velata* (*Sitagra*), 356.  
*velatus* (*Hyphantornis*),  
 356, 357.  
*velatus* (*Ploceus*), 356.  
*Vermivora*, 60.  
*vermivorus* (*Helmintherus*), 59.  
*vermivorus* (*Helminthotherus*), 59.  
*versicolor* (*Quiscalus*),  
 397, 398.  
*versicolor* (*Strepera*),  
 509.  
*verticalis* (*Eremopteryx*),  
 149.  
*verticalis* (*Myioborus*),  
 72.  
*verticalis* (*Pyrrhulanda*),  
 149.  
*verticalis* (*Setophaga*),  
 72.  
*vespertina* (*Coccothraustes*), 153.  
*vespertina* (*Hesperiphona*), 153.  
*vicaria* (*Tanagra*), 367.  
*vidua* (*Motacilla*), 78.  
*vigorsi* (*Æthopyga*), 14.  
*vigorsi* (*Dendroica*), 65.  
*vinacea* (*Estrilda*), 345.  
*vinacea* (*Lagonosticta*),  
 345.  
*violacea* (*Loxigilla*), 159.  
*violacea* (*Pyrrhula*), 159.  
*violacea* (*Sturnia*), 411.  
*viola* (*Cassidix*), 371.  
*virens* (*Icteria*), 69.  
*virens* (*Pseudoleistes*),  
 375, 376, 377, 383.  
*virginianus* (*Cardinalis*),  
 168.

- viridis (Budytes), 86.  
 viridis (Icteria), 69.  
 viridis (Mimeta), 433.  
 viridis (Motacilla), 86.  
 viridis (Oriolus), 433.  
 vitellinus (Cacicus), 370.  
 vitellinus (Hyphantornis), 357.  
 vitiensis (Aplonis), 420.  
 vitriolina (Calliste), 302.  
 vitriolina (Calospiza), 302.  
 vittata (Ptilotis), 43.  
 vociferus (Corvus), 303.  
 vociferus (Psilorhinus), 503.  
 Volatinia, 166.  
 vulgaris (Coccothraustes), 153.  
 vulgaris (Pyrrhula), 226.  
 vulgaris (Sturnus), 403, 404, 405.  
 wagleri (Encorystes), 367.  
 wagleri (Icterus), 390.  
 wagleri (Ocyalus), 367.  
 wagleri (Zarhynchus), 367.  
 wellsi (Cœreba), 296.  
 westernensis (Zosterops), 7.  
 whitakeri (Garrulus), 493.  
 whiteheadi (Urocissa), 484.  
 Wilsonia, 70.  
 woodhousei (Aphelocoma), 487.  
 woodwardi (Mirafra), 135.  
 Xanthocephalus, 382.  
 xanthocephalus (Xanthocephalus), 382.  
 xanthochroa (Zosterops), 2.  
 xanthogaster (Chrysomitris), 179.  
 xanthogaster (Spinus), 179.  
 xanthogastra (Chrysomitris), 179.  
 xanthoptera (Sitagra), 360.  
 xanthopterus (Hyphantornis), 360.  
 xanthopterus (Ploceus), 360.  
 xanthopterus (Sitagra), 360.  
 xanthopterus (Xanthophilus), 360.  
 Xanthotis, 47.  
 Xanthura, 500.  
 yarrellii (Motacilla), 74.  
 yatei (Passer), 208.  
 yatii (Passer), 208.  
 yeltoniensis (Alauda), 123.  
 yeltoniensis (Melanocorypha), 123.  
 yneas (Xanthura), 500.  
 yucatanica (Cissilopha), 501.  
 yucatanica (Cissolopha), 501.  
 yucatanica (Xanthura), 501.  
 Zamelodia, 156.  
 Zarhynchus, 367.  
 zena (Tanagra), 308.  
 zenobia (Cinnyris), 28.  
 zenobia (Cyrtostomus), 28.  
 zeylonica (Arachnechthra), 19.  
 zeylonica (Cinnyris), 19.  
 zeylonica (Leptocoma), 19.  
 Zonæginthus, 330.  
 Zonotrichia, 273.  
 Zosteropidae, 1.  
 Zosterops, 1.



## EXPLANATION OF THE PLATES.

---

### PLATE I.

- Fig. 1. *Zosterops aignani*.  
2. *Dicaeum cinereigulare*.  
3. *Pardalotus ornatus*.  
4. *Hedylipna metallica*.  
5. *Cinnyris habessinicus*.  
6. *Piprisoma squalidum*.  
7. *Ethopyga siparaja*.  
8. *Arachnothera longirostris*.  
9. *Eudrepanis pulcherrima*.  
10. *Ethopyga vigorsi*.  
11. *Chalcoparia phœnicotis*.  
12. *Ethopyga scherie*.  
13. *Arachnothera magna*.  
14. *Arachnechthra asiatica*.  
15.         "                 "  
16. *Cinnyris leucogaster*.  
17. *Nectarinia famosa*.  
18. *Melanocharis striativentris*.  
19. *Chalcomitra amethystina*.  
20.         "                 "  
21. *Anthothreptes collaris*.  
22.         "                 "  
23. *Hermotimia christiana*.  
24. *Leptocoma husselti*.  
25. *Anthothreptes malaccensis*.

## PLATE II.

- Fig. 1. *Glyciphila albifrons*.  
 2. *Ptilotis provocator*.  
 3. „ *carunculata*.  
 4. *Meliornis longirostris*.  
 5. *Melithreptes brevirostris*.  
 6. *Xanthotis lessoni*.  
 7. *Melipotes fumigatus*.  
 8. *Ptilotis procerior*.  
 9. *Melithreptes brevirostris*.  
 10. *Myzomela nigriventris*.  
 11. „ *rubratra*.  
 12. *Melirrhophetes batesi*.  
 13. *Myzomela rubratra*.  
 14. *Conopophila albigularis*.  
 15. *Anthornis melanura*.  
 16. „ *melanocephala*.  
 17. „ „  
 18. *Ptilotis sharpei*.  
 19. „ *orientalis*.  
 20. *Anthornis melanura*.  
 21. *Melilestes poliopterus*.  
 22. *Ptiloprora guisei*.

## PLATE III.

- Fig. 1. *Helminthotherus vermivorus*.  
 2. *Vermivora celata*.  
 3. *Protonotaria citrea*.  
 4. *Parula americana*.  
 5. „ „  
 6. *Myzantha flavigula*.  
 7. „ „  
 8. „ „  
 9. „ *garrula*.  
 10. *Tropidorhynchus subtuberosus*.  
 11. „ „

- Fig. 12. *Philemon cockerelli*.  
 13. *Myzantha lutea*.  
 14. *Acanthochæra inauris*.  
 15. *Tropidorhynchus argenticeps*.  
 16. *Myzantha lutea*.  
 17. *Dendroeca bartholemica*.  
 18.       "               "  
 19.       "       *striata*.  
 20.       "       *maculosa*.  
 21.       "       *pennsylvanica*.

## PLATE IV.

- Fig. 1. *Oporornis formosa*.  
 2. *Sialus auricapillus*.  
 3. *Myiothlypis nigricristatus*.  
 4.       "               "  
 5. *Motacilla ocularis*.  
 6.       "               "  
 7. *Icteria viridis*.  
 8. *Motacilla leucopsis*.  
 9.       "               "  
 10.       "       *vidua*.  
 11.       "       *maderaspatisensis*.  
 12.       "               "  
 13.       "       *clara*.  
 14.       "       *borealis*.  
 15.       "               "  
 16.       "       *alba*.  
 17.       "       *cinereicapilla*.  
 18.       "       *citreoloides*.  
 19.       "       *schmitzi*.  
 20.       "       *capensis*.  
 21.       "       *melanogrisea*.  
 22. *Dendranthus indicus*.

## PLATE V.

- Fig. 1. *Anthus chloris*,  
 2.     "     "  
 3.     "     *brachyurus*,  
 4.     "     *maculatus*,  
 5.     "     *nilghiriensis*,  
 6.     "     *rualensis*,  
 7.     "     *sordidus*,  
 8.     "     "  
 9.     "     *cockburniae*,  
 10.    "     *rufulus*,  
 11.    "     "  
 12.    "     "  
 13.    "     *rosaceus*,  
 14.    "     "  
 15.    "     *striolatus*,  
 16.    "     *novor-zealandiae*,  
 17.    "     "  
 18.    "     *fuscatus*,  
 19.    "     *correntera*,  
 20.    "     "  
 21.    "     *blackstoni*,  
 22.    "     *gustavi*,  
 23.    "     "

## PLATE VI.

- Fig. 1. *Macronyx capensis*  
 2. *Oreocorys sylvanus*  
 3.     "     "  
 4. *Macronyx capensis*,  
 5.     "     *croceus*,  
 6. *Certhilauda capensis*,  
 7.     "     "  
 8. *Macronyx croceus*,  
 9. *Alaudon alaudipes*,

- Fig. 10. *Certhilanda albofasciata*.  
 11. *Alamon alaulipes*.  
 12. *Certhilanda albofasciata*.  
 13. *Alamon pallida*.  
 14. „ *damarensis*.  
 15. *Chersophilus duponti*.  
 16. *Rhamphocorys clot-bey*.  
 17. *Otocorys alpestris*.  
 18. „ *brandti*.  
 19. „ *alpestris*.  
 20. „ *occidentalis*.  
 21. *Melanocorypha bimaculata*.

## PLATE VII.

- Fig. 1. *Melanocorypha mongolica*.  
 2. *Tephrocorys cinerea*.  
 3. „ „  
 4. „ „  
 5. „ *anderssoni*.  
 6. *Alauda julyula*.  
 7. „ „  
 8. *Spizocorys controstris*.  
 9. „ „  
 10. *Alauda pekinensis*.  
 11. „ *australis*.  
 12. „ „  
 13. „ „  
 14. „ *cæliro.e.*  
 15. *Alaudula raytal*.  
 16. *Mirafra nivosa*.  
 17. „ *horsfieldi*.  
 18. „ *woodwardi*.  
 19. „ *africana*.  
 20. „ *cantillans*.  
 21. „ „  
 22. „ *affinis*.

## PLATE VIII.

- Fig. 1. *Galerida pallida*.  
 2. *Spizalauda deva*.  
 3.       "       "  
 4.       "       "  
 5. *Galerula pallida*.  
 6.       "       *kleinschmidti*.  
 7.       "       *macrorhyncha*.  
 8.       "       "  
 9.       "       "  
 10.       "       *brachyura*.  
 11.       "       "  
 12.       "       *magna*.  
 13.       "       *chendoola*.  
 14.       "       "  
 15.       "       *malabarica*.  
 16.       "       "  
 17. *Calendula crassirostris*.  
 18.       "       "  
 19. *Ammomanes phœnicura*.  
 20.       "       "  
 21. *Galerida theckle*.  
 22. *Ammomanes isabellina*.  
 23. *Eremopteryx australis*.

## PLATE IX.

- Fig. 1. *Hesperiphona montana*.  
 2. *Mycerobas carneipes*.  
 3. *Perissospiza icterooides*.  
 4.       "       "  
 5. *Zamelodia melanocephala*.  
 6. *Oryzoborus crassirostris*.  
 7. *Pyrhulagra grenadensis*.  
 8.       "       *ruficollis*.  
 9. *Sporophila grisea*.

- Fig. 10. *Sporophila obscura*.  
 11. „ *moreleti*.  
 12. „ „  
 13. „ *gutturalis*.  
 14. *Pyrhuloxia sinuata*.  
 15. *Euethia olivacea*.  
 16. „ *pusilla*.  
 17. *Volatinia splendens*.  
 18. *Cardinalis canicauda*.  
 19. „ „  
 20. *Saltator medianus*.  
 21. „ „  
 22. *Cardinalis superbus*.

## PLATE X.

- Fig. 1. *Passer motitensis*.  
 2. *Spinus atratus*.  
 3. *Rhodospiza obsoleta*.  
 4. *Petronia maderensis*.  
 5. *Gymnorhis transjuga*.  
 6. „ „  
 7. „ „  
 8. *Carpospiza brachydactyla*.  
 9. *Sycalis pelzelni*.  
 10. *Poliospiza crococygia*.  
 11. *Carpodacus severtzovi*.  
 12. *Propasser thura*.  
 13. *Serinus sulphuratus*.  
 14. *Sorella emini*.  
 15. *Alario alario*.  
 16. *Fringilla teydea*.  
 17. *Auripasser euchlorus*.  
 18. „ „  
 19. *Carpodacus cassini*.  
 20. *Serinus marshalli*.  
 21. *Tragus sibiricus*.  
 22. *Carpodacus amplus*.

## PLATE XI.

- Fig. 1. *Emberiza fucata*.  
 2.     "     "  
 3.     "     "  
 4.     "     "  
 5.     "     *arcuata*.  
 6.     "     *chrysophrys*.  
 7.     "     "  
 8.     "     *sulphurata*.  
 9.     "     *personata*.  
 10.    "     "  
 11.    "     "  
 12.    "     *buchanani*.  
 13.    "     "  
 14.    "     *castaneiceps*.  
 15.    "     "  
 16.    "     *ciopsis*.  
 17.    "     "  
 18. *Fringillaria capensis*.  
 19.    "     "  
 20.    "     *insularis*.  
 21.    "     "  
 22.    "     *striolata*.

## PLATE XII.

- Fig. 1. *Melophus melanicterus*.  
 2. *Calcarius pictus*.  
 3. *Rhynchophanes macconni*.  
 4. *Melophus melanicterus*.  
 5. *Calcarius ornatus*.  
 6. *Passerculus princeps*.  
 7. *Poœetes confinis*.  
 8. *Passerculus alaudinus*.  
 9. *Chondestes strigatus*.  
 10. *Spizella arizonæ*.



- Fig. 11. *Pooospiza melanoleuca*.  
 12. *Spizella ochracea*.  
 13. *Junco hyemalis*.  
 14. *Spizella breweri*.  
 15. *Coturniculus passerinus*.  
 16. *Ammodromus caudacutus*.  
 17. *Amphispiza belli*.  
 18. *Ammodromus maritimus*.  
 19. *Coturniculus passerinus*.  
 20. *Amphispiza nevadensis*.  
 21. *Plagiospiza superciliosa*.  
 22.       "               "  
 23. *Ammodromus maritimus*.

## PLATE XIII.

- Fig. 1. *Cæreba flaveola*.  
 2. *Phrygilus melanoderus*.  
 3.       "               "  
 4. *Cæreba atrata*.  
 5. *Tanagra sayaca*.  
 6. *Orchesticus abeillei*.  
 7. *Lysurus castaneiceps*.  
 8. *Tanagra sayaca*.  
 9. *Dinca diuca*.  
 10. *Sporothraupis auricrissa*.  
 11. *Stephanophorus leucocephalus*.  
 12. *Pyrrhuloxia rubra*.  
 13. *Trichothraupis melanops*.  
 14. *Tachyphonus coronatus*.  
 15. *Rhamphocelus brasilis*.  
 16. *Diglossopsis carulescens*.  
 17. *Calospiza chrysophrys*.  
 18. *Diglossa albilateralis*.  
 19. *Eancornis campestris*.  
 20. *Pyrrhuloxia jamaica*.

## PLATE XIV.

- Fig. 1. *Diatropura progne*.  
 2. *Coliostruthus ardens*.  
 3. *Pyromelana franciscana*.  
 4. *Urobrachya axillaris*.  
 5. *Pyromelana taha*.  
 6.       "       *capensis*.  
 7. *Ploceipasser mahali*.  
 8. *Pseudonigrity arnaudi*.  
 9. *Othyphantes reichenowi*.  
 10. *Sporopipes squamifrons*.  
 11. *Quelea cardinalis*.  
 12. *Sporopipes squamifrons*.  
 13. *Sycobrotus greyalis*.  
 14. *Heterhyphantes nigricollis*.  
 15.       "       "  
 16. *Hyphanturgus aurantius*.  
 17.       "       "  
 18.       "       *ocularius*.  
 19.       "       "  
 20.       "       "  
 21.       "       *aurantius*.

## PLATE XV.

- Fig. 1. *Sitagra auricapilla*.  
 2. *Hyphantornis femininus*.  
 3.       "       "  
 4. *Sitagra uluensis*.  
 5.       "       *bojeri*.  
 6.       "       "  
 7.       "       "  
 8.       "       "

- Fig. 9. *Sitagra subaurea*.  
 10.       "       "  
 11.       "       *xanthoptera*.  
 12.       "       "  
 13.       "       *castanops*.  
 14.       "       *galbula*.  
 15.       "       "  
 16. *Amblyospiza unicolor*.  
 17. *Ploceëlla javanensis*.  
 18. *Amblyospiza albifrons*.  
 19.       "       "  
 20. *Ploceëlla javanensis*.

## PLATE XVI.

- Fig. 1. *Gymnostinops guatimozinus*.  
 2. *Ostinops decumanus*.  
 3.       "       "  
 4. *Cacicus hæmorrhous*.  
 5. *Amblycercus solitarius*.  
 6.       "       "  
 7. *Tangarius æneus*.  
 8. *Cacicus vitellinus*.  
 9. *Gymnostinops montezumæ*.  
 10. *Cassiculus melanicterus*.  
 11. *Molothrus rufo-axillaris*.  
 12.       "       *cassini*.  
 13.       "       *rufo-axillaris*.  
 14.       "       *obscurus*.  
 15. *Agelaius caurinus*.  
 16.       "       *thilius*.  
 17.       "       "  
 18. *Molothrus obscurus*.

## PLATE XVII.

- Fig. 1. *Agelaius flavus*.  
 2.       "       "  
 3. *Trupialis bellicosa*.  
 4. *Leistes superciliaris*.  
 5.       "       "  
 6. *Pseudoleistes guirahuro*.  
 7. *Agelaius ruficapillus*.  
 8. *Curcus aterrimus*.  
 9. *Pseudoleistes guirahuro*.  
 10. *Trupialis defilippii*.  
 11.       "       *militaris*.  
 12.       "       "  
 13.       "       *defilippii*.  
 14. *Icterus cayanensis*.  
 15. *Sturnella inexpectata*.  
 16.       "       "  
 17. *Icterus wagleri*.  
 18.       "       *leucopteryx*.  
 19.       "       *giraudi*.  
 20.       "       *mesomelas*.  
 21.       "       *leucopteryx*.

## PLATE XVIII.

- Fig. 1. *Holquiscalus jamaicensis*.  
 2.       "       "  
 3. *Dives dives*.  
 4.       "       "  
 5. *Holquiscalus luminosus*.  
 6.       "       "  
 7.       "       *fortirostris*.  
 8.       "       "

- Fig. 9. *Mejaguiscaulus tenuirostris*.  
 10. *Sarcops melanonotus*.  
 11. „ *calvus*.  
 12. *Aplonis kittlitzii*.  
 13. *Eulabes intermedia*.  
 14. „ *religiosa*.  
 15. „ „  
 16. *Aplonis brevirostris*.  
 17. „ *vitensis*.  
 18. *Lamprocorax chalybea*.  
 19. „ „  
 20. *Hartlaubius auratus*.

## PLATE XIX.

- Fig. 1. *Pyrrhocira caffa*.  
 2. *Lamprocolius phœnicopterus*.  
 3. „ „  
 4. *Spreo bicolor*.  
 5. *Creadion curvenculatus*.  
 6. *Spreo bicolor*.  
 7. *Oriolus acrorhynchus*.  
 8. „ *larvatus*.  
 9. „ „  
 10. „ „  
 11. *Mimeta sagittata*.  
 12. „ „  
 13. „ *affinis*.  
 14. „ „  
 15. *Sphecothes flaviventris*.  
 16. „ „

## PLATE XX.

- Fig. 1. *Dicrurus annectens*.  
 2.     "           "  
 3.     "           "  
 4. *Dicruopsis bracteata*.  
 5.     "           "  
 6. *Buchanga atra*.  
 7.     "           "  
 8. *Dicruopsis borneensis*.  
 9. *Buchanga assimilis*.  
 10.    "           "  
 11. *Chaptia onca*.  
 12. *Buchanga assimilis*.  
 13.    "           "  
 14.    "     *longicaudata*.  
 15.    "           "  
 16.    "           "  
 17.    "     *cerulea*.  
 18.    "     *leucopygialis*.  
 19.    "           "  
 20. *Dissemuroides andamanensis*.  
 21. *Bhringa remifer*.

## PLATE XXI.

- Fig. 1. *Corvus hesperis*.  
 2.     "     *pusillus*.  
 3.     "     *hesperis*.  
 4. *Heterocorax capensis*.  
 5.     "           "  
 6. *Trypanocorax pastinator*.  
 7.     "           "  
 8. *Corvus corone*.  
 9.     "     *philippinus*.  
 10.    "           "

## PLATE XXII.

- Fig. 1. *Urocissa occipitalis*.  
 2. *Glaucopsis cinerea*.  
 3. *Urocissa occipitalis*.  
 4. *Dendrocitta rufa*.  
 5.       "       "  
 6.       "       "  
 7.       "       *cinerascens*.  
 8. *Picathartes oreas*.  
 9. *Strepera graculina*.  
 10. *Calocitta colliei*.  
 11. *Cyanopoliis japonicus*.  
 12.       "       "  
 13. *Cyanocorax caeruleus*.  
 14. *Cissolopha beecheyi*.  
 15. *Cyanocorax caeruleus*.







1

2



3



4



5



6



7



8



9



10



11



12



13



14



15



16



17



18



19



20



21




22



23



24



25

PASSERIFORMES: ZOSTEROPIDÆ. DICÆIDÆ  
NECTARINIIDÆ









PASSERINOR. ES MELPHIACIDÆ  
NYCTILITIDÆ





1



2



3



4



5



6



7



8



9



10



11



12



13



14



15



16



17



18



19



20

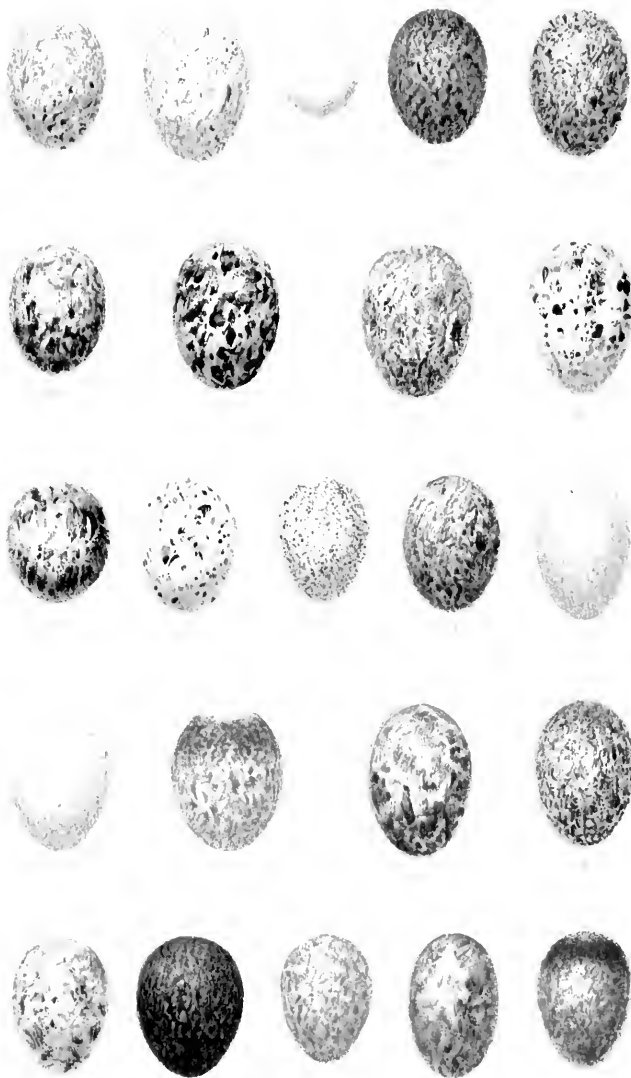


21

PASSERIFORMES  
MOTACILLIDAE







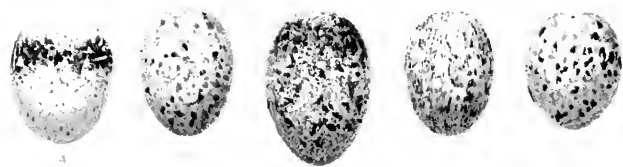



PASSERIFORMES MIT EILÄNDE

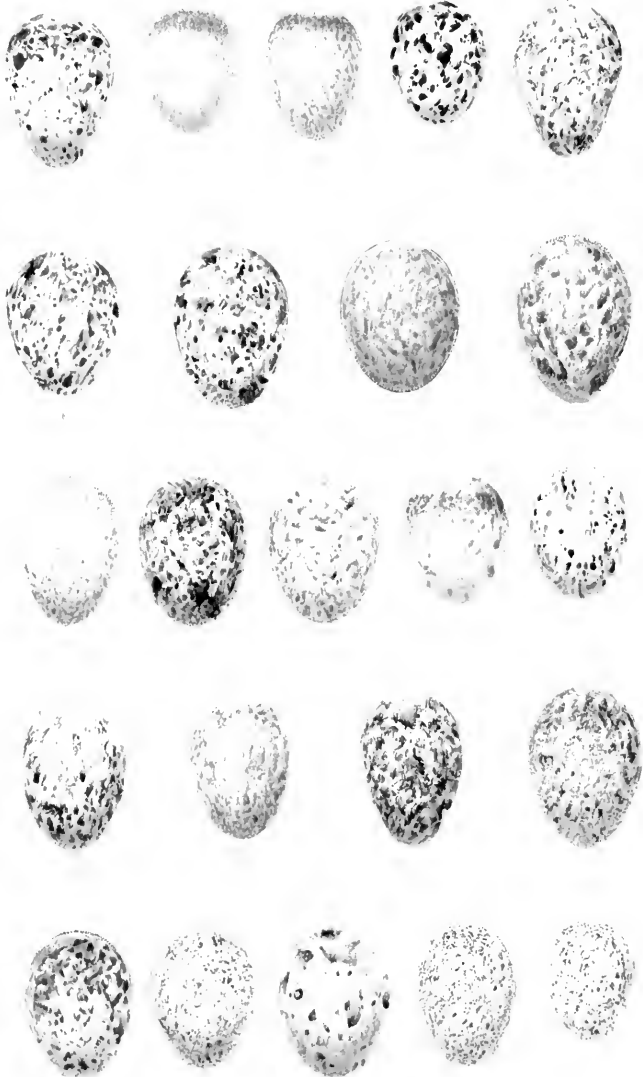


















FRIBERIFORMES FRINGILLIDÆ









1

2

3



4

5

6



7

8

9

10



11

12

13

14



15

16

17

18





1



2



3



4



5



6



7



8



9



10



11



12



13



14



15



16



17



18



19



20



21



22




23



24


















































LIST OF THE CURRENT  
NATURAL HISTORY PUBLICATIONS  
OF THE TRUSTEES OF THE  
BRITISH MUSEUM.

---

The following publications can be purchased through the Agency of *Messrs. LONGMANS & CO., 39, Paternoster Row, London, E.C.; Mr. QUARITCH, 11, Grafton Street, New Bond Street, W.; and Messrs. DULAU & Co., Ltd., 37, Soho Square, W.;* or at the NATURAL HISTORY MUSEUM, *Cromwell Road, London, S.W.*

---

The History of the Collections contained in the Natural History Departments of the British Museum :—

Vol. I. Libraries; Botany; Geology; Minerals.  
Pp. xvii., 442. 1904, 8vo. 15s.

Vol. II. Separate historical accounts of the several collections included in the Department of Zoology.  
Pp. 782. 1906, 8vo. 1l. 10s.

Catalogue of the Books, Manuscripts, Maps, and Drawings in the British Museum (Natural History). Compiled by B. B. Woodward, Assistant in charge of the General Library, with some clerical assistance :—

Vol. I. A—D. Pp. viii., 500. 1903, 4to. 1l.

Vol. II. E—K. Pp. 501—1038. 1904, 4to. 1l.

Vol. III. L—O. Pp. 1039—1494. 1910, 4to. 1l.

Catalogue of the Specimens and Drawings of Mammals, Birds, Reptiles, and Fishes of Nepal and Tibet. Presented by B. H. Hodgson, Esq., to the British Museum. 2nd edition. By John Edward Gray. Pp. xii., 90. [With an account of the Collection by Mr. Hodgson.] 1863, 12mo. 2s. 3d.

Report on the Zoological Collections made in the Indo-Pacific Ocean during the voyage of H.M.S. "Alert," 1881-2  
Pp. xxv., 684. 54 Plates. 1884, 8vo. 1*l.* 10s.

Summary of the Voyage...	...	...	By Dr. R. W. Coppinger.
Mammalia ...	...	...	By O. Thomas.
Aves...	...	...	By R. B. Sharpe.
Reptilia, Batrachia, Pisces	...	...	By A. Günther.
Mollusca ...	...	...	By E. A. Smith.
Echinodermata ...	...	...	By F. J. Bell.
Crustacea ...	...	...	By E. J. Miers.
Coleoptera ...	...	...	By C. O. Waterhouse.
Lepidoptera ...	...	...	By A. G. Butler.
Alcyonaria and Spongiida	...	...	By S. O. Ridley.

Report on the Collections of Natural History made in the Antarctic Regions during the Voyage of the "Southern Cross." Pp. ix., 344. 53 Plates. 1902, Royal 8vo. 2*l.*

Mammalia ...	...	...	By Capt. G. E. H. Barrett-Hamilton.
Notes on Antarctic Seals ...	...	...	By E. A. Wilson, M.B.
Extracts from the "Diary" of the late Nicolai Hanson.	{	---	
Aves ...	...	...	By Dr. R. Bowdler Sharpe.
Pisces...	...	...	By G. A. Boulenger, F.R.S.
Tunicata ...	...	...	By Prof. W. A. Herdman, F.R.S.
Mollusca ...	...	...	By E. A. Smith.
Echinoderma ...	...	...	By Prof. F. J. Bell.
Insecta ...	...	...	By G. H. Carpenter and Hon. N. C. Rothschild.
Arachnida ...	...	...	By Dr. E. L. Trouessart.
Crustacea ...	...	...	By T. V. Hodgson.
Polychæta ...	...	...	By Dr. A. Willey.
Gephyrea ...	...	...	By A. E. Shipley.
Nematoda ...	{	...	By Dr. von Linstow.
Cestoda ...	{	...	
Polyzoa ...	{	...	By R. Kirkpatrick.
Porifera ...	{	...	
Anthozoa ...	...	...	By Dr. L. Roule and S. J. Hickson, F.R.S.
Actiniæ ...	...	...	By J. A. Clubb.
Hydrozoa ...	...	...	By E. T. Browne.
Cryptogamia ...	...	...	By A. Gepp, V. H. Blackman, and Miss E. S. Barton.
Rock Specimens ...	...	...	By Dr. G. T. Prior.

National Antarctic Expedition, 1901-1904. [*Discovery Report.*] Natural History:—

Vol. I. Geology (Field-Geology: Petrography). Pp. xii., 160: 10 plates, 72 text-figures, 2 maps. [With Index.] 1907, 4to. 1*l.* 10s.

Field-Geology ...	...	...	By H. T. Ferrar, M.A., F.G.S.
Rock-Specimens ...	...	...	By G. T. Prior, M.A., D.Sc., F.G.S.

Vol. II. Zoology (Vertebrata: Mollusca: Crustacea). Pp. xiv., 355: 33 plates (17 coloured), 146 text-figures, 1 map. 1907, 4to. 3*l.*

Mammalia (pp. 69: 5 pls. [3 col.], 36 figs.)	{	By E. A. Wilson, M.B.
Aves (pp. 121: 13 pls. col., 46 figs.)	{	
Anatomy of Penguins (pp. 28: 1 pl., 8 figs.)	{	By W. P. Pyecraft.

National Antarctic Expedition, 1901-1904—*continued*.Vol. II—*continued*.

Fishes (pp. 5 ; 2 pls.)	...	...	By G. A. Boulenger, F.R.S.
Cephalodiscus (pp. 67 : 7 pls. [1 col.], 17 figs.)			„ W. G. Ridewood, D.Sc.
Mollusca. I.—Cephalopoda (pp. 2 : 1 fig.)			„ W. E. Hoyle, D.Sc.
„ II.—Gastropoda { (pp. 12, 1 : } „ III.—Amphineura { 2 pls.) }			„ E. A. Smith, I.S.O.
„ IV.—Nudibranchiata (pp. 28 : 1 pl., 30 figs.)			„ Sir Chas. Eliot, K.C.M.G., LL.D.
„ V.—Lamellibranchiata (pp. 7 : 1 pl.)			„ E. A. Smith, I.S.O.
Brachiopoda (pp. 2 : 4 figs.)	...	...	
Crustacea I.—Decapoda (pp. 7)	...	...	
„ II.—Cumacea (pp. 6 : 1 pl., 4 figs.)			„ W. T. Calman, D.Sc.

## Vol. III. Zoology and Botany (Invertebrata : Marine Algae, Musci). Pp. vi., 273 : 51 plates, 8 text-figures, and 1 chart. 1907, 4to. 2l. 10s.

On Collecting in Antarctic Seas (pp. 10)			By T. V. Hodgson, F.L.S.
Mollusca. VI.—Pteropoda (pp. 15 : 2 pls.)			„ Sir Charles Eliot, K.C.M.G., LL.D.
Crustacea. III.—Amphipoda (pp. 39 : 13 pls.)			„ A. O. Walker, F.L.S.
„ IV.—Leptostraca (pp. 2 : 2 figs.)			„ Dr. J. Thiele.
„ V.—Ostracoda (pp. 9 : 3 pls.)			„ Prof. G. S. Brady, F.R.S.
„ VI.—Cirripedia (pp. 4 : 1 pl.)			„ Prof. A. Gruvel.
Pycnogonida (pp. 72 : 10 pls.)	...	...	„ T. V. Hodgson, F.L.S.
Acari (pp. 6 : 1 pl.)	...	...	„ Dr. E. L. Trouessart.
Chaetognatha (pp. 6 : 1 chart)	...	...	„ Dr. G. H. Fowler, F.L.S.
Nematoda (pp. 4 : 1 pl.)	...	...	„ Dr. O. von Linstow.
Cestoda (pp. 6 : 1 pl.)	...	...	„ A. E. Shipley, F.R.S.
Coelentera. I.—Acyonaria (pp. 15 : 2 pls.)			„ Prof. S. J. Hickson, F.R.S.
„ II.—Hydroid Zoophytes (pp. 34 : 4 pls.)			„ Prof. S. J. Hickson, F.R.S., and F. H. Gravely.
„ III.—Tentacles of a Siphonophore (pp. 3 : 5 figs.)			„ Dr. J. Rennie.
Porifera. I.—Hexactinellida (pp. 25 : 7 pls.)			„ R. Kirkpatrick.
Marine Algae. I.—Phaeophyceae and Florideae (pp. 15 : 4 pls.)			„ A. Gepp and Mrs. E. S. Gepp.
„ „ II.—Corallinaceae (pp. 2 : 1 fig.)			„ M. Foslie.
Musci (pp. 6 : 2 pls.)	...	...	„ J. Cardot.

## Vol. IV. Zoology (various Invertebrata). Pp. iv., 281 : 65 plates, 1 text-figure. 1908, 4to. 1l. 15s.

Mollusca. VII.—Solenogastres (pp. 13 : 2 pls.)			By Dr. H. F. Nierstrasz.
Insecta.—Aptera (pp. 5 : 1 pl.)	...	...	„ G. H. Carpenter, B.Sc., M.R.I.A.
Crustacea. VII.—Schizopoda (pp. 42 : 8 pls.)			„ W. M. Tattersall, M.Sc.
„ VIII.—Copepoda (pp. 44 : 7 pls.)			„ R. Norris Wolfenden, M.D.

National Antarctic Expedition, 1901-1904—*continued.*Vol. IV—*continued.*

- Echinoderma (pp. 16 : 5 pls.) ... .. By F. Jeffrey Bell, M.A.  
 Echinoderm Larvæ (pp. 9 : 1 pl.) ... .. " E. W. McBride, M.A.,  
 F.R.S., and J. C.  
 Simpson, B.Sc.  
 Myzostomidæ (pp. 26 : 1 pl. and 1 figure) .. " Dr. Rudolf Ritter von  
 Stummer-Traunfels.  
 Sipunculoidea (pp. 6) ... .. " W. F. Lanchester, M.A.  
 Coelentera. IV.—Actiniæ (pp. 12 : 3 pls.) .. " J. A. Clubb, M.Sc.  
 Porifera. II.—Tetragonida (pp. 56 :  
 19 pls.) .. " R. Kirkpatrick.  
 " III.—Calcarea (pp. 52 : 12 pls.) .. " C. F. Jenkin, B.A.

Vol. V. Zoology and Botany. Pp. ix., 212 : 28 plates, and  
 19 text-figures. [With a Summary of the Contents of  
 Vols. II.-V.] 1910, 4to. 1*l.* 10s.

- Vertebrata. IA.—Mammalia (Seal-Em- By Dr. H. W. Marett  
 bryos) (pp. 21 : 2 pls., 1 text-figure) Tims.  
 Tunicata (pp. 26 : 7 pls., 2 text-figures) .. Prof. W. A. Herdman,  
 D.Sc., F.R.S.  
 Crustacea. IX.—Isopoda (pp. 77 : 10 pls) .. T. V. Hodgson, F.L.S.  
 Nemertinea (pp. 15 : 1 pl., 16 text-figures) .. Prof. L. Joubin.  
 Coelentera. V.—Medusæ (pp. 62 : 7 pls.) .. Edward T. Browne.  
 Lichenes (pp. 11 : 1 pl.)... .. " Dr. O. V. Darbishire.

A Monograph of Christmas Island (Indian Ocean) : Physical Features and Geology by C. W. Andrews, B.A., B.Sc., F.G.S., with descriptions of the Fauna and Flora by numerous contributors. Pp. xv., 337 : 22 plates (7 coloured), a map, and 27 illustrations in text. [With Index.] 1900, 8vo. 1*l.*

First Report on Economic Zoology. By Fred. V. Theobald, M.A., &c. [With an Introduction, containing a Classification of Animals from the point of view of Economic Zoology, by Prof. E. Ray Lankester, LL.D., F.R.S.] Pp. xxxiv., 192. 18 Woodcuts. 1903, Roy. 8vo. 6s.

Second Report on Economic Zoology. By Fred. V. Theobald, M.A., &c. Pp. x., 197. 29 Illustrations. 1904, Roy. 8vo. 6s.

## MAMMALS.

Catalogue of the Bones of Mammalia in the Collection of the British Museum. By Edward Gerrard. Pp. iv., 296 1862, 8vo. 5s.

Catalogue of Monkeys, Lemurs, and Fruit-eating Bats in the Collection of the British Museum. By Dr. J. E. Gray, F.R.S., &c. Pp. viii., 137. 21 Woodcuts. 1870, 8vo. 4s.

Catalogue of Carnivorous Pachydermatous, and Edentate Mammalia in the British Museum. By John Edward Gray, F.R.S., &c. Pp. vii., 398. 47 Woodcuts. 1869, 8vo. 6s. 6*d.*



Catalogue of Seals and Whales in the British Museum. By John Edward Gray, F.R.S., &c. 2nd Edition. Pp. vii., 402. 101 Woodcuts. 1866, 8vo. 8s.

—Supplement. By John Edward Gray, F.R.S., &c.. Pp. vi., 103. 11 Woodcuts. 1871, 8vo. 2s. 6d.

Catalogue of Ruminant Mammalia (*Pecora*, Linnæus) in the British Museum. By John Edward Gray, F.R.S., &c. Pp. viii., 102. 4 Plates. 1872, 8vo. 3s. 6d.

Monograph of the Okapi. By Sir E. Ray Lankester, K.C.B., M.A., D.Sc., F.R.S., &c. Atlas. Compiled with the assistance of W. G. Ridewood, D.Sc. 48 Plates, with xxii. pp. of Explanations, &c. 1910, 4to. 1l. 5s.

Catalogue of the Marsupialia and Monotremata in the Collection of the British Museum. By Oldfield Thomas. Pp. xiii., 401. 4 Coloured and 24 plain Plates. [With Systematic and Alphabetical Indexes.] 1888, 8vo. 1l. 8s.

## BIRDS.

Catalogue of the Birds in the British Museum :—

Vol. VII. Catalogue of the Passeriformes, or Perching Birds, in the Collection of the British Museum. *Cichlomorphæ* : Part IV., containing the concluding portion of the family Timeliidæ (Babbling Thrushes). By R. Bowdler Sharpe. Pp. xvi., 698. Woodcuts and 15 coloured Plates. [With Systematic and Alphabetical Indexes.] 1883, 8vo. 1l. 6s.

Vol. VIII. Catalogue of the Passeriformes, or Perching Birds, in the Collection of the British Museum. *Cichlomorphæ* : Part V., containing the families Paridæ and Laniidæ (Titmice and Shrikes); and *Certhiomorphæ* (Creepers and Nuthatches). By Hans Gadow, M.A., Ph.D. Pp. xiii., 386. Woodcuts and 9 coloured Plates. [With Systematic and Alphabetical Indexes.] 1883, 8vo. 17s.

Vol. X. Catalogue of the Passeriformes, or Perching Birds, in the Collection of the British Museum. *Fringilliformes* : Part I., containing the families Dicæidæ, Hirundinidæ, Ampelidæ, Mniotiltidæ, and Motacillidæ. By R. Bowdler Sharpe. Pp. xiii., 682. Woodcuts and 12 coloured Plates. [With Systematic and Alphabetical Indexes.] 1885, 8vo. 1l. 2s.

Vol. XI. Catalogue of the Passeriformes, or Perching Birds, in the Collection of the British Museum. *Fringilliformes* : Part II., containing the families

Catalogue of the Birds in the British Museum—*continued*

- Cœrebidæ, Tanagridæ, and Icteridæ. By Philip Lutley Selater, M.A., F.R.S. Pp. xvii., 431. Woodcuts and 18 coloured Plates. [With Systematic and Alphabetical Indexes.] 1886, 8vo. 1*l.*
- Vol. XII. Catalogue of the Passeriformes, or Perching Birds, in the Collection of the British Museum. *Fringilliformes*: Part III., containing the family Fringillidæ. By R. Bowdler Sharpe. Pp. xv., 871. Woodcuts and 16 coloured Plates. [With Systematic and Alphabetical Indexes.] 1888, 8vo. 1*l.* 8s.
- Vol. XIII. Catalogue of the Passeriformes, or Perching Birds, in the Collection of the British Museum. *Sturniformes*, containing the families Artamidæ, Sturnidæ, Ploceidæ, and Alaudidæ. Also the families Atrichiidæ and Menuridæ. By R. Bowdler Sharpe. Pp. xvi., 701. Woodcuts and 15 coloured Plates. [With Systematic and Alphabetical Indexes.] 1890, 8vo. 1*l.* 8s.
- Vol. XIV. Catalogue of the Passeriformes, or Perching Birds, in the Collection of the British Museum. *Oligomyodæ*, or the families Tyrannidæ, Oxyrhamphidæ, Pipridæ, Cotingidæ, Phytotomidæ, Philepittidæ, Pittidæ, Xenicidæ, and Eurylæmidæ. By Philip Lutley Selater, M.A., F.R.S. Pp. xix., 494. Woodcuts and 26 coloured Plates. [With Systematic and Alphabetical Indexes.] 1888, 8vo. 1*l.* 4s.
- Vol. XV. Catalogue of the Passeriformes, or Perching Birds, in the Collection of the British Museum. *Tracheophonæ*, or the families Dendrocolaptidæ, Formicariidæ, Conopophagidæ, and Pteroptochidæ. By Philip Lutley Selater, M.A., F.R.S. Pp. xvii., 371. Woodcuts and 20 coloured Plates. [With Systematic and Alphabetical Indexes.] 1890, 8vo. 1*l.*
- Vol. XVI. Catalogue of the Picariæ in the Collection of the British Museum. *Upupæ* and *Trochili*, by Osbert Salvin. *Coraciæ*, of the families Cypselidæ, Caprimulgidæ, Podargidæ, and Steatornithidæ, by Ernst Hartert. Pp. xvi., 703. Woodcuts and 14 coloured Plates. [With Systematic and Alphabetical Indexes.] 1892, 8vo. 1*l.* 16s.
- Vol. XVII. Catalogue of the Picariæ in the Collection of the British Museum. *Coraciæ* (contin.) and *Halcyones*, with the families Leptosomatidæ, Coraciidæ, Meropidæ, Alcedinidæ, Momotidæ, Totidæ and Coliidæ, by R. Bowdler Sharpe. *Bucerotes* and *Trogones*, by W. R. Ogilvie Grant. Pp. xi., 522. Woodcuts and 17 coloured Plates. [With Systematic and Alphabetical Indexes.] 1892, 8vo. 1*l.* 10s.

Catalogue of the Birds in the British Museum—*continued*.

- Vol. XVIII. Catalogue of the Picariæ in the Collection of the British Museum. *Scansores*, containing the family Picidæ. By Edward Hargitt. Pp. xv., 597. Woodcuts and 15 coloured Plates. [With Systematic and Alphabetical Indexes.] 1890, 8vo. 1l. 6s.
- Vol. XIX. Catalogue of the Picariæ in the Collection of the British Museum. *Scansores* and *Coccyges*: containing the families Rhamphastidæ, Galbulidæ, and Bucconidæ, by P. L. Selater; and the families Indicatoridæ, Capitonidæ, Cuculidæ, and Musophagidæ, by G. E. Shelley. Pp. xii., 484: 13 coloured Plates. [With Systematic and Alphabetical Indexes.] 1891, 8vo. 1l. 5s.
- Vol. XX. Catalogue of the Psittaci, or Parrots, in the Collection of the British Museum. By T. Salvadori. Pp. xvii., 658. Woodcuts and 18 coloured Plates. [With Systematic and Alphabetical Indexes.] 1891, 8vo. 1l. 10s.
- Vol. XXI. Catalogue of the Columbæ, or Pigeons, in the Collection of the British Museum. By T. Salvadori. Pp. xvii., 676. 15 coloured Plates. [With Systematic and Alphabetical Indexes.] 1893, 8vo. 1l. 10s.
- Vol. XXII. Catalogue of the Game Birds (*Pterocletes*, *Gallinæ*, *Opisthocomi*, *Hemipodii*) in the Collection of the British Museum. By W. R. Ogilvie Grant. Pp. xvi., 585. 8 coloured Plates. [With Systematic and Alphabetical Indexes.] 1893, 8vo. 1l. 6s.
- Vol. XXIII. Catalogue of the Fulicariæ (Rallidæ and Heliornithidæ) and Alectorides (Aramidæ, Eurypygidæ, Mesitidæ, Rhinocetidæ, Gruidæ, Psophiidæ, and Otididæ) in the Collection of the British Museum. By R. Bowdler Sharpe. Pp. xiii., 353. 9 coloured Plates. [With Systematic and Alphabetical Indexes.] 1894, 8vo. 1l.
- Vol. XXIV. Catalogue of the Limicolæ in the Collection of the British Museum. By R. Bowdler Sharpe. Pp. xii., 794. Woodcuts and 7 coloured Plates. [With Systematic and Alphabetical Indexes.] 1896, 8vo. 1l. 5s.
- Vol. XXV. Catalogue of the Gaviæ and Tubinares in the Collection of the British Museum. Gaviæ (Terns, Gulls, and Skuas), by Howard Saunders. Tubinares (Petrels and Albatrosses), by Osbert Salvin. Pp. xv., 475. Woodcuts and 8 coloured Plates. [With Systematic and Alphabetical Indexes.] 1896, 8vo. 1l. 1s.

Catalogue of the Birds in the British Museum—*continued*.

Vol. XXVI. Catalogue of the Plataleæ, Herodiones, Steganopodes, Pygopodes, Alcæ, and Impennes in the Collection of the British Museum. Plataleæ (Ibises and Spoonbills) and Herodiones (Hérons and Storks), by R. Bowdler Sharpe. Steganopodes (Cormorants, Gannets, Frigate-birds, Tropic-birds, and Pelicans), Pygopodes (Divers and Grebes), Alcæ (Auks), and Impennes (Penguins), by W. R. Ogilvie-Grant. Pp. xvii., 687. Woodcuts and 14 coloured Plates. [With Systematic and Alphabetical Indexes.] 1898, 8vo. 1*l.* 5*s.*

Vol. XXVII. Catalogue of the Chenomorphæ (Palamedeæ, Phoenicopteri, Anseres), Crypturi, and Ratitæ in the Collection of the British Museum. By T. Salvadori. Pp. xv., 636. 19 coloured Plates. [With Systematic and Alphabetical Indexes.] 1895, 8vo. 1*l.* 12*s.*

A Hand-list of the Genera and Species of Birds. [Nomenclator Avium tum Fossilium tum Viventium.] By R. Bowdler Sharpe, LL.D. :—

Vol. IV. Pp. xii., 391. [With Systematic and Alphabetical Indexes.] 1903, 8vo. 10*s.*

Vol. V. Pp. xx., 678. [With Systematic and Alphabetical Indexes.] 1909, 8vo. 1*l.*

List of the Specimens of Birds in the Collection of the British Museum. By George Robert Gray :—

Part III., Sections III. and IV. Capitonidæ and Picidæ. Pp. 137. [With Index.] 1868, 12mo. 1*s.* 6*d.*

Part IV. Columbæ. Pp. 73. [With Index.] 1856, 12mo. 1*s.* 9*d.*

Part V. Gallinæ. Pp. iv., 120. [With an Alphabetical Index.] 1867, 12mo. 1*s.* 6*d.*

Catalogue of the Birds of the Tropical Islands of the Pacific Ocean in the Collection of the British Museum. By George Robert Gray, F.L.S., &c. Pp. 72. [With an Alphabetical Index.] 1859, 8vo. 1*s.* 6*d.*

Catalogue of the Collection of Birds' Eggs in the British Museum (Natural History) :—

Vol. I. Ratitæ. Carinatæ (Tinamiformes—Lariformes).  
By Eugene W. Oates. Pp. xxiii., 252. 18 Coloured  
Plates. [With Systematic and Alphabetical Indexes.]  
1901, 8vo. 1*l.* 10s.

Vol. II. Carinatæ (Charadriiformes—Strigiformes). By  
Eugene W. Oates. Pp. xx., 400. 15 Coloured Plates.  
[With Systematic and Alphabetical Indexes.] 1902,  
8vo. 1*l.* 10s.

Vol. III. Carinatæ (Psittaciformes — Passeriformes)  
By Eugene W. Oates and Capt. Savile G. Reid.  
Pp. xxiii., 349. 10 Coloured Plates. [With Systematic and Alphabetical Indexes.] 1903, 8vo. 1*l.* 5s.

Vol. IV. Carinatæ (Passeriformes continued). By  
Eugene W. Oates, assisted by Capt. Savile G. Reid.  
Pp. xviii., 352. 14 Coloured Plates. [With Systematic and Alphabetical Indexes.] 1905, 8vo. 1*l.* 10s.

## REPTILES.

Catalogue of the Tortoises, Crocodiles, and Amphisbæni-  
ans in the Collection of the British Museum. By Dr. J. E.  
Gray, F.R.S., &c. Pp. viii., 80. [With an Alphabetical  
Index.] 1844, 12mo. 1s.

Catalogue of Shield Reptiles in the Collection of the British  
Museum. By John Edward Gray, F.R.S., &c.:—

Appendix. Pp. 28. 1872, 4to. 2s. 6*d.*

Part II. Emydosaurians, Rhynchocephalia, and Amphis-  
bæni-ans. Pp. vi., 41. 25 Woodcuts. 1872, 4to.  
3s. 6*d.*

Hand-List of the Specimens of Shield Reptiles in the  
British Museum. By Dr. J. E. Gray, F.R.S., F.L.S., &c.  
Pp. iv., 124. [With an Alphabetical Index.] 1873,  
8vo. 4s.

Catalogue of the Chelonians, Rhynchocephalians, and  
Crocodiles in the British Museum (Natural History).  
New Edition. By George Albert Boulenger. Pp. x., 311.  
73 Woodcuts and 6 Plates. [With Systematic and  
Alphabetical Indexes.] 1889, 8vo. 15s.

Catalogue of the Lizards in the British Museum (Natural History). Second Edition. By George Albert Boulenger :—

Vol. II. Iguanidæ, Xenosauridæ, Zonuridæ, Anguidæ, Anniellidæ, Helodermatidæ, Varanidæ, Xantusiidæ, Teiidæ, Amphisbænidæ. Pp. xiii., 497. 24 Plates. [With Systematic and Alphabetical Indexes.] 1885, 8vo. 1*l.*

Vol. III. Lacertidæ, Gerrhosauridæ, Scincidæ, Anelytropidæ, Dibamidæ, Chamæleontidæ. Pp. xii., 575. 40 Plates. [With a Systematic Index and an Alphabetical Index to the three volumes.] 1887, 8vo. 1*l.* 6*s.*

Catalogue of the Snakes in the British Museum (Natural History). By George Albert Boulenger, F.R.S., &c. :—

Vol. I., containing the families Typhlopidae, Glauconiidae, Boidæ, Ilysiidæ, Uropeltidæ, Xenopeltidæ, and Colubridæ aglyphæ (part). Pp. xiii., 448 : 26 Woodcuts and 28 Plates. [With Systematic and Alphabetical Indexes.] 1893, 8vo. 1*l.* 1*s.*

Vol. II., containing the conclusion of the Colubridæ aglyphæ. Pp. xi., 382 : 25 Woodcuts and 20 Plates. [With Systematic and Alphabetical Indexes.] 1894, 8vo. 17*s.* 6*d.*

Vol. III., containing the Colubridæ (Opisthoglyphæ and Proteroglyphæ), Amblycephalidæ, and Viperidæ. Pp. xiv., 727 : 37 Woodcuts and 25 Plates. [With Systematic Index, and Alphabetical Index to the 3 volumes.] 1896; 8vo. 1*l.* 6*s.*

Catalogue of Colubrine Snakes in the Collection of the British Museum. By Dr. Albert Günther. Pp. xvi., 281. [With Geographic, Systematic, and Alphabetical Indexes.] 1858, 12mo. 4*s.*

#### BATRACHIANS.

Catalogue of the Batrachia Salientia in the Collection of the British Museum. By Dr. Albert Günther. Pp. xvi., 160. 12 Plates. [With Systematic, Geographic, and Alphabetical Indexes.] 1858, 8vo. 6*s.*

#### FISHES.

Catalogue of the Fishes in the British Museum. Second Edition. Vol. I. Catalogue of the Perciform Fishes in the British Museum. Vol. I. Containing the Centrarchidæ,

Catalogue of the Fishes in the British Museum—*continued*

Percidæ, and Serranidæ (part). By George Albert Boulenger, F.R.S. Pp. xix., 394. Woodcuts and 15 Plates. [With Systematic and Alphabetical Indexes.] 1895, 8vo. 15s.

Catalogue of Lophobranchiate Fish in the Collection of the British Museum. By J. J. Kaup, Ph.D., &c. Pp. iv., 80. 4 Plates. [With an Alphabetical Index.] 1856, 12mo. 2s.

Catalogue of the Fresh-water Fishes of Africa in the British Museum (Natural History). By G. A. Boulenger, F.R.S. :—

Vol. I. Pp. xi., 373 : 270 text-figures. [With Systematic and Alphabetical Indexes.] 1909, imp. 8vo. 1l. 12s. 6d.

Vol. II. Pp. xii., 529 : 382 text-figures. [With Systematic and Alphabetical Indexes.] 1911, imp. 8vo. 2l. 5s.

## MOLLUSCA.

Guide to the Systematic Distribution of Mollusca in the British Museum. Part I. By John Edward Gray, Ph.D., F.R.S., &c. Pp. xii., 230. 121 Woodcuts. 1857, 8vo. 5s.

Catalogue of Pulmonata, or Air Breathing Mollusca, in the Collection of the British Museum. Part I. By Dr. Louis Pfeiffer. Pp. iv., 192. Woodcuts. 1855, 12mo. 2s. 6d.

Catalogue of the Auriculidæ, Proserpinidæ, and Truncatellidæ in the Collection of the British Museum. By Dr. Louis Pfeiffer. Pp. iv., 150. Woodcuts. 1857, 12mo. 1s. 9d.

List of the Mollusca in the Collection of the British Museum. By John Edward Gray, Ph.D., F.R.S., &c. :—

Part II. Olividæ. Pp. 41. 1865, 12mo. 1s.

Catalogue of the Conchifera, or Bivalve Shells, in the Collection of the British Museum. By M. Deshayes :—

Part I. Veneridæ, Cyprinidæ, Glauconomidæ, and Petricoladæ. Pp. iv., 216. 1853, 12mo. 3s.

Part II. Petricoladæ (concluded); Corbiculadæ. Pp. 217-292. [With an Alphabetical Index to the two parts.] 1854, 12mo. 6d.

## BRACHIOPODA.

Catalogue of Brachiopoda Ancylopoda or Lamp Shells in the Collection of the British Museum. [*Issued as "Catalogue of the Mollusca, Part IV."*] Pp. iv., 128. 25 Woodcuts. [With an Alphabetical Index.] 1853, 12mo. 3s.

## POLYZOA.

Catalogue of Marine Polyzoa in the Collection of the British Museum. Part III. Cyclostamata. By George Busk, F.R.S. Pp. viii., 39. 38 plates. [With a Systematic Index]. 1875, 8vo. 5s.

## CRUSTACEA.

Catalogue of the Specimens of Amphipodous Crustacea in the Collection of the British Museum. By C. Spence Bate, F.R.S., &c. Pp. iv., 399. 58 Plates. [With an Alphabetical Index.] 1862, 8vo. 17. 5s.

## ARACHNIDA.

Descriptive Catalogue of the Spiders of Burma, based upon the Collection made by Eugene W. Oates and preserved in the British Museum. By T. Thorell. Pp. xxxvi., 406. [With Systematic List and Alphabetical Index.] 1895, 8vo. 10s. 6d.

## INSECTS.

*Coleopterous Insects.*

Nomenclature of Coleopterous Insects in the Collection of the British Museum :—

Part VII. Longicornia, I. By Adam White. Pp. iv., 174. 4 Plates. 1853, 12mo. 2s. 6d.

Part VIII. Longicornia, II. By Adam White. Pp. 237. 6 Plates. 1855, 12mo. 3s. 6d.

Illustrations of Typical Specimens of Coleoptera in the Collection of the British Museum. Part I. Lycidæ. By Charles Owen Waterhouse. Pp. x., 83. 18 Coloured Plates. [With Systematic and Alphabetical Indexes.] 1879, 8vo. 16s.

Catalogue of the Coleopterous Insects of Madeira in the Collection of the British Museum. By T. Vernon Wollaston, M.A., F.L.S. Pp. xvi., 234 : 1 Plate. [With a Topographical Catalogue and an Alphabetical Index.] 1857, 8vo. 3s.



Catalogue of the Coleopterous Insects of the Canaries in the Collection of the British Museum. By T. Vernon Wollaston, M.A., F.L.S. Pp. xiii., 648. [With Topographical and Alphabetical Indexes.] 1864, 8vo. 10s. 6d.

Catalogue of Halticidæ in the Collection of the British Museum. By the Rev. Hamlet Clark, M.A., F.L.S. Physapodes and Œdipodes. Part I. Pp. xii., 301. Frontispiece and 9 Plates. 1860, 8vo. 7s.

Catalogue of Hispidæ in the Collection of the British Museum. By Joseph S. Baly, M.E.S., &c. Part I. Pp. x., 172. 9 Plates. [With an Alphabetical Index.] 1858, 8vo. 6s.

### *Hymenopterous Insects.*

Catalogue of Hymenopterous Insects in the Collection of the British Museum. By Frederick Smith. 12mo. :—

Part II. Apidæ. Pp. 199–465. 6 Plates. [With an Alphabetical Index.] 1854. 6s.

Part III. Mutillidæ and Pompilidæ. Pp. 206. 6 Plates 1855. 6s.

Part IV. Sphegidæ, Larridæ, and Crabronidæ. Pp. 207–497. 6 Plates. [With an Alphabetical Index.] 1856. 6s.

Part V. Vespidæ. Pp. 147. 6 Plates. [With an Alphabetical Index.] 1857. 6s.

Part VI. Formicidæ. Pp. 216. 14 Plates. [With an Alphabetical Index.] 1858. 6s.

Part VII. Dorylidæ and Thynnidæ. Pp. 76. 3 Plates. [With an Alphabetical Index.] 1859. 2s.

List of Hymenoptera, with descriptions and figures of the Typical Specimens in the British Museum. Vol. I., Tenthredinidæ and Siricidæ. By W. F. Kirby. Pp. xxviii., 450. 16 Coloured Plates. [With Systematic and Alphabetical Indexes.] 1882, 8vo. 1l. 18s.

### *Dipterous Insects.*

A Monograph of the Culicidæ, or Mosquitoes. Mainly compiled from the Collections received at the British Museum from various parts of the world in connection with the

Investigation into the cause of Malaria conducted by the Colonial Office and the Royal Society. By Fred. V. Theobald, M.A., &c. :—

Vol. III. Pp. xvii., 359 : 17 plates, 1 diagram, and 193 illustrations in text. 1903, 8vo. 1l. 1s.

Vol. IV. Pp. xix., 639 : 16 plates and 297 text-figures. [With Index.] 1907, 8vo. 1l. 12s. 6d.

Vol. V. Pp. xv., 646 : 6 plates and 261 text-figures. [With Index.] 1910, 8vo. 1l. 5s.

Handbook of the Tsetse-Flies [Genus *Glossina*]. By Ernest Edward Austen. With 10 coloured plates and 24 text-figures, by A. J. Engel Terzi, and 1 map. Pp. x., 110. [With Index.] 1911, roy. 8vo. 5s. 6d.

Illustrations of African Blood-sucking Flies other than Mosquitoes and Tsetse-Flies. By Ernest Edward Austen, with coloured figures by Grace Edwards. Pp. xv., 221 : 13 coloured plates, 3 text-figures. 1909, roy. 8vo. 1l. 7s. 6d.

#### *Lepidopterous Insects.*

Catalogue of the Lepidoptera Phalænæ in the British Museum. By Sir George F. Hampson, Bart. :—

Vol. I. Catalogue of the Syntomidæ in the Collection of the British Museum. Pp. xxi., 559 : 285 woodcuts. [With Systematic and Alphabetical Indexes.] 1898, 8vo. 15s.

—Atlas of 17 Coloured Plates, 8vo. 15s.

Vol. II. Catalogue of the Arctiadæ (*Nolinæ*, *Lithosianæ*) in the Collection of the British Museum. Pp. xx., 589 : 411 woodcuts. [With Systematic and Alphabetical Indexes.] 1900, 8vo. 18s.

—Atlas of 18 Coloured Plates (xviii.—xxxv.), 8vo. 15s.

Vol. III. Catalogue of the Arctiadæ (*Arctianæ*) and *Agaristidæ* in the Collection of the British Museum. Pp. xix., 690 : 294 woodcuts. [With Systematic and Alphabetical Indexes.] 1901, 8vo. 15s.

—Atlas of 19 Coloured Plates (xxxvi.—liv.), 8vo. 16s.

Vol. IV. Catalogue of the Noctuidæ [*Agrotinæ*]. Pp. xx., 689 : 125 woodcuts. [With Systematic and Alphabetical Indexes.] 1903, 8vo. 15s.

—Atlas of 23 Coloured Plates (lv.—lxxvii.), 8vo. 16s.

Vol. V. Catalogue of the Noctuidæ [*Hadeninæ*]. Pp. xvi., 634 : 172 woodcuts. [With Systematic and Alphabetical Indexes.] 1905, 8vo. 15s.

—Atlas of 18 Coloured Plates (lxxviii.—xcv.), 8vo. 15s.

Catalogue of Lepidoptera Phalænæ—*continued*.

Vol. VI. Catalogue of the Noctuidæ [Cucullianæ]. Pp. xiv., 532 : 172 woodcuts. [With Systematic and Alphabetical Indexes.] 1906, 8vo. 15s.

—Atlas of 12 Coloured Plates (xcvi.—cvii.), 8vo. 10s.

Vol. VII. Catalogue of the Noctuidæ [Acronyctinæ]. Pp. xv., 709 : 184 woodcuts. [With Systematic and Alphabetical Indexes.] 1908, 8vo. 17s.

—Atlas of 15 Coloured Plates (cviii.—cxxii.), 8vo. 13s.

Vol. VIII. Catalogue of the Noctuidæ [Acronyctinæ, II.]. Pp. xiv., 583 : 162 woodcuts. [With Table of the Phylogeny of the Acronyctinæ, and Systematic and Alphabetical Indexes.] 1909, 8vo. 15s.

—Atlas of 14 Coloured Plates (cxxxiii.—cxxxvi.), 8vo. 12s.

Vol. IX. Catalogue of the Noctuidæ [Acronyctinæ, III.]. Pp. xv., 552 : 247 woodcuts. [With Table of the Phylogeny of the Acronyctinæ, and Systematic and Alphabetical Indexes.] 1910, 8vo. 15s.

—Atlas of 11 Coloured Plates (cxxxvii.—cxlvii.), 8vo. 12s.

Vol. X. Catalogue of the Noctuidæ [Erastrianæ]. Pp. xix., 829 : 214 woodcuts. [With Table of the Phylogeny of the Erastrianæ, and Systematic and Alphabetical Indexes.] 1910, 8vo. 1*l*.

—Atlas of 26 Coloured Plates (cxlviii.—clxxiii.). 1911, 8vo. 1*l*.

## Illustrations of Typical Specimens of Lepidoptera Heterocera in the Collection of the British Museum :—

Part V. By Arthur Gardiner Butler. Pp. xii., 74. 78–100 Coloured Plates. [With a Systematic Index.] 1881, 4to. 2*l*. 10s.

Part VI. By Arthur Gardiner Butler. Pp. xv., 89. 101–120 Coloured Plates. [With a Systematic Index.] 1886, 4to. 2*l*. 4s.

Part VII. By Arthur Gardiner Butler. Pp. iv., 124. 121–138 Coloured Plates. [With a Systematic List.] 1889, 4to. 2*l*.

Part VIII. The Lepidoptera Heterocera of the Nilgiri District. By George Francis Hampson. Pp. iv., 144. 139–156 Coloured Plates. [With a Systematic List.] 1891, 4to. 2*l*.

Part IX. The Macrolepidoptera Heterocera of Ceylon. By George Francis Hampson. Pp. v., 182. 157–176 Coloured Plates. [With a General Systematic List of Species collected in, or recorded from, Ceylon.] 1893, 4to. 2*l*. 2s.

Catalogue of the Collection of Palæarctic Butterflies formed by the late John Henry Leech, and presented to the Trustees of the British Museum by his Mother, Mrs. Eliza Leech. By Richard South, F.E.S. Pp. vi., 228. 2 Coloured Plates. With a Portrait and Biographical Memoir of Mr. Leech. 1902, 4to. 1*l*.

Catalogue of Diurnal Lepidoptera described by Fabricius in the Collection of the British Museum. By Arthur Gardiner Butler, F.L.S., &c. Pp. iv., 303. 3 Plates. 1869, 8vo. 7*s*. 6*d*.

List of the Specimens of Lepidopterous Insects in the Collection of the British Museum. By Francis Walker. 12mo. :—

Part XXV. ————— Pp. 1281–1477. 1862. 3*s*.

Part XXVIII. Tortricites and Tineites. Pp. 287–561. 1863. 4*s*.

Part XXXI. Supplement. Pp. 1–321. 1864. 5*s*.

Part XXXIII. ————— Part 3. Pp. 707–1120. 1865. 6*s*.

#### *Neuropterous Insects.*

Catalogue of the Specimens of Neuropterous Insects in the Collection of the British Museum. By Dr. H. Hagen. Part I. Termitina. Pp. 34. 1858, 12mo. 6*d*.

#### *Orthopterous Insects.*

Catalogue of Orthopterous Insects in the Collection of the British Museum. Part I. Phasmidæ. By John Obadiah Westwood, F.L.S., &c. Pp. 195. 48 Plates. [With an Alphabetical Index.] 1859, 4to. 3*l*.

Catalogue of the Specimens of Blattariæ in the Collection of the British Museum. By Francis Walker, F.L.S., &c. Pp. 239. [With an Alphabetical Index.] 1868, 8vo. 5*s*. 6*d*.

Catalogue of the Specimens of Dermaptera Saltatoria in the Collection of the British Museum. By Francis Walker, F.L.S., &c. :—

Part II. Locustidæ (continued). Pp. 225–423. [With an Alphabetical Index.] 1869, Svo. 4s. 6d.

Part III. Locustidæ (continued).—Acrididæ. Pp. 425–604. [With an Alphabetical Index.] 1870, Svo. 4s.

Part IV. Acrididæ (continued). Pp. 605–809. [With an Alphabetical Index.] 1870, Svo. 6s.

Part V. Tettigidæ.—Supplement to the Catalogue of Blattariæ.—Supplement to the Catalogue of Dermaptera Saltatoria (with remarks on the Geographical Distribution of Dermaptera). Pp. 811–850; 43; 116. [With Alphabetical Indexes.] 1870, Svo. 6s.

Synonymic Catalogue of Orthoptera. By W. F. Kirby :—

Vol. I. Orthoptera Euplexoptera, Cursoria, et Gressoria. (Forficulidæ, Hemimeridæ, Blattidæ, Mantidæ, Phasmidæ.) Pp. x., 501. [With Index.] 1904, Svo. 10s.

Vol. II. Orthoptera Saltatoria, Part I. (Achetidæ et Phasgonuridæ.) Pp. viii., 562. [With Index.] 1906, Svo. 15s.

Vol. III. Orthoptera Saltatoria, Part II. (Locustidæ vel Acridiidæ.) Pp. vii., 674. [With Index.] 1910, Svo. 1l.

### *Hemipterous Insects.*

Catalogue of the Specimens of Heteropterous Hemiptera in the Collection of the British Museum. By Francis Walker, F.L.S., &c. Svo. :—

Part VI. Pp. 210. [With Alphabetical Index.] 1873. 5s.

Part VII. Pp. 213. [With Alphabetical Index.] 1873. 6s.

### *Homopterous Insects.*

A Synonymic Catalogue of Homoptera. Part I. Cicadidæ. By W. L. Distant. Pp. 207. [Index.] 1906, Svo. 5s.

## VERMES.

Catalogue of the Species of Entozoa, or Intestinal Worms, contained in the Collection of the British Museum. By Dr. Baird. Pp. iv., 132. 2 Plates. [With an Index of the Animals in which the Entozoa mentioned in the Catalogue are found, and an Index of Genera and Species.] 1853, 12mo. 2s.

## ANTHOZOA.

Catalogue of Sea-pens or Pennatulariidæ in the Collection of the British Museum. By J. E. Gray, F.R.S., &c. Pp. iv., 40. 2 Woodcuts. 1870, 8vo. 1s. 6d.

Catalogue of Lithophytes or Stony Corals in the Collection of the British Museum. By J. E. Gray, F.R.S., &c. Pp. iv., 51. 14 Woodcuts. 1870, 8vo. 3s.

Catalogue of the Madreporarian Corals in the British Museum (Natural History):—

Vol. I. The Genus *Madrepora*. By George Brook. Pp. xi., 212. 35 Collotype Plates. [With Systematic and Alphabetical Indexes, and Explanation of the Plates.] 1893, 4to. 1l. 4s.

Vol. II. The Genus *Turbinaria*; the Genus *Astræopora*. By Henry M. Bernard, M.A. Cantab., F.L.S., F.Z.S. Pp. iv., 106. 30 Collotype and 3 Lithographic Plates. [With Index of Generic and Specific Names, and Explanation of the Plates.] 1896, 4to. 18s.

Vol. III. The Genus *Montipora*; the Genus *Anacropora*. By Henry M. Bernard, M.A., &c. Pp. vii., 192. 30 Collotype and 4 Lithographic Plates. [With Systematic Index, Index of Generic and Specific Names, and Explanation of the Plates.] 1897, 4to. 1l. 4s.

Vol. IV. The Family Poritidæ. I.—The Genus *Goniopora*. By Henry M. Bernard, M.A. Pp. viii., 206. 12 Collotype and 4 Lithographic Plates. [With Index of Generic and Specific Names, and Explanation of the Plates.] 1903, 4to. 1l.

Vol. V. The Family Poritidæ. II.—The Genus *Porites*. Part I.—*Porites* of the Indo-Pacific Region. By Henry M. Bernard, M.A. Pp. vi., 303. 35 Plates. [With Index of Generic and Specific Names and Explanation of the Plates.] 1905, 4to. 1l. 15s.

Vol. VI. The Family Poritidæ. II.—The Genus *Porites*. Part II.—*Porites* of the Atlantic and West Indies, with the European Fossil Forms. The Genus *Goniopora*, a supplement to Vol. IV. By Henry M. Bernard, M.A. Pp. vi., 173. 16 Collotype and 1 Lithographic Plates. [With Index of Generic and Specific Names, and Explanation of the Plates.] 1906, 4to. 1l.

## BRITISH ANIMALS.

Catalogue of British Birds in the Collection of the British Museum. By George Robert Gray, F.L.S., F.Z.S., &c. Pp. xii., 248. [With a List of Species.] 1863, 8vo. 3s. 6d.

Catalogue of British Hymenoptera in the Collection of the British Museum. Second edition. Part I. Andrenide and Apidæ. By Frederick Smith, M.E.S. New issue Pp. xi. 236. 11 Plates. [With Systematic and Alphabetical Index.] 1891, 8vo. 6s.

Catalogue of British Fossorial Hymenoptera, Formicidæ, and Vespidæ in the Collection of the British Museum. By Frederick Smith, V.P.E.S. Pp. 236. 6 Plates. [With an Alphabetical Index.] 1858, 12mo. 6s.

Catalogue of British Hymenoptera of the Family Chalcididæ. By Claude Morley, F.Z.S., F.E.S. Pp. 74. [Index.] 1910, 8vo. 3s. 6d.

Illustrations of British Blood-sucking Flies, with notes by Ernest Edward Austen, Assistant, Department of Zoology, British Museum (N.H.). Pp. 74. 34 Coloured Plates. 1906, roy. 8vo. 1l. 5s.

A Catalogue of the British Non-parasitical Worms in the Collection of the British Museum. By George Johnston, M.D., Edin., F.R.C.L., Ed., LL.D., Marischal Coll., Aberdeen, &c. Pp. 365. Woodcuts and 24 Plates. [With an Alphabetical Index.] 1865, 8vo. 7s.

Catalogue of the British Echinoderms in the British Museum (Natural History). By F. Jeffrey Bell, M.A. Pp. xvii., 202. Woodcuts and 16 Plates (2 Coloured). [With Table of Contents, Tables of Distribution, Alphabetical Index, Description of the Plates, &c.] 1892, 8vo. 12s. 6d.

List of the Specimens of British Animals in the Collection of the British Museum; with Synonyma and References to figures. 12mo.:—

Part V. Lepidoptera. By J. F. Stephens. 2nd Edition. Revised by H. T. Stainton and E. Shepherd. Pp. iv., 224. 1856. 1s. 9d.

Part VI. Hymenoptera. By F. Smith. Pp. 134. 1851. 2s.

Part VII. Mollusca, Acephala and Brachiopoda. By Dr. J. E. Gray. Pp. iv., 167. 1851. 3s. 6d.

Part VIII. Fish. By Adam White. Pp. xxiii., 164. (With Index and List of Donors.) 1851. 3s. 6d.

List of the Specimens of British Animals in the Collection of the British Museum—*continued*.

- Part XI. Anoplura, or Parasitic Insects. By H. Denny. Pp. iv., 51. 1852. 1s.
- Part XII. Lepidoptera (continued). By James F. Stephens. Pp. iv., 54. 1852. 9d.
- Part XIII. Nomenclature of Hymenoptera. By Frederick Smith. Pp. iv., 74. 1853. 1s. 4d.
- Part XIV. Nomenclature of Neuroptera. By Adam White. Pp. iv., 16. 1853. 6d.
- Part XV. Nomenclature of Diptera, I. By Adam White. Pp. iv., 42. 1853. 1s.
- Part XVI. Lepidoptera (completed). By H. T. Stainton. Pp. 199. [With an Index.] 1854. 3s.

#### PLANTS.

Illustrations of Australian Plants collected in 1770 during Captain Cook's Voyage round the World in H.M.S. "Endeavour." By the Right Hon. Sir Joseph Banks, Bart., K.B., P.R.S., and Dr. Daniel Solander, F.R.S. [Being a series of lithographic reproductions of copper-plates engraved after paintings by F. P. Nodder, James Miller, J. F. Miller, and John Cleveley.] With Introduction and Determinations by James Britten, F.L.S., Senior Assistant, Department of Botany, British Museum:—

- Part I.—101 Plates, with 31 pages of descriptive text. 1900, fol. 17. 5s.
- Part II.—142 Plates (pls. 101–243), with 41 pages of descriptive text (pp. 35–75). 1901, fol. 17. 15s.
- Part III.—77 Plates (pls. 244–318, 45A, and 122), with 26 pages of descriptive text, including Index to the whole work (pp. 77–102), and 3 maps. 1905, fol. 17. 5s.

Catalogue of the African Plants collected by Dr. Friedrich Welwitsch in 1853–61:—

- Vol. I. Dicotyledons. By William Philip Hiern, M.A., F.L.S., &c.:—
- Part I. [Ranunculaceæ to Rhizophoraceæ.] Pp. xxvi., 336. [With Portrait of Dr. Welwitsch. Introduction, Bibliography, and Index of Genera.] 1896, 8vo. 7s. 6d.
- Part II. Combretaceæ to Rubiaceæ. Pp. 337–510. [With Index of Genera.] 1898, 8vo. 4s.
- Part III. Dipsaceæ to Scrophulariaceæ. Pp. 511–784. [With Index of Genera.] 1898, 8vo. 5s.



Catalogue of the African Plants collected by Dr. Friedrich Welwitsch in 1853-61—*continued*.

Vol. I.—*continued*.

Part IV. Lentibulariaceæ to Ceratophylleæ. Pp. 785-1035. [With Index.] 1900, 8vo. 5s.

Vol. II. Monocotyledons, Gymnosperms, and Cryptogams :—

Part I. Monocotyledons and Gymnosperms. By Alfred Barton Rendle, M.A., D.Sc., F.L.S., Assistant, Department of Botany. Pp. 260. [With Index of Genera.] 1899, 8vo. 6s.

Part II. Cryptogamia. Pp. 261-566. [With Table of Errata, and General Index to the whole work.] 1901, 8vo. 6s.

Vascular Cryptogams	...	By William Carruthers, F.R.S.
Mosses	... ..	Antony Gepp, M.A., F.L.S.
Hepatics	... ..	F. Stephani.
Marine Algæ	... ..	Ethel S. Barton.
Freshwater Algæ	... ..	W. West, F.L.S., and G. S. West, B.A.
Diatomaceæ	... ..	Thomas Comber, F.L.S.
Lichenes	... ..	E. A. Wainio.
Fungi	... ..	Annie Lorrain Smith.
Mycetozoa	... ..	Arthur Lister, F.R.S.

Flora of Jamaica, containing descriptions of the Flowering Plants known from the Island. By William Fawcett, B.Sc., F.L.S., etc., and A. B. Rendle, M.A., D.Sc., F.R.S., F.L.S., etc. Vol. I. Orchidaceæ. Pp. xx., 150 : 32 Plates. [With Index of Genera and Species.] 1910, 8vo. 10s. 6d.

Synopsis of the British Basidiomycetes : a Descriptive Catalogue of the Drawings and Specimens in the Department of Botany, British Museum. By Worthington George Smith, F.L.S. Pp. 531. 5 Plates and 145 Figures in Text. [With Index.] 1908, 8vo. 10s.

A Monograph of Lichens found in Britain : being a Descriptive Catalogue of the Species in the Herbarium of the British Museum :—

Part II. By Annie Lorrain Smith, F.L.S. Pp. [viii.,] 409 : 59 Plates. [With List of Plates, Glossary, and Index.] 1911, 8vo. 17.

A Monograph of the Mycetozoa : a Descriptive Catalogue of the Species in the Herbarium of the British Museum. By Arthur Lister, F.R.S., F.L.S. Second Edition, revised by Gulielma Lister, F.L.S. Pp. 302. 201 Plates (120 coloured). 56 Woodcuts. [With Indexes, Bibliography, Glossary, etc.] 1911, 8vo. 17. 10s.

List of British Diatomaceæ in the Collection of the British Museum. By the Rev. W. Smith, F.L.S., &c. Pp. iv., 55. 1859, 12mo. 1s.

## FOSSILS.

Catalogue of the Fossil Mammalia in the British Museum (Natural History). By Richard Lydekker, B.A., F.G.S.:—

Part I. Containing the Orders Primates, Chiroptera, Insectivora, Carnivora, and Rodentia. Pp. xxx., 268. 33 Woodcuts. [With Systematic and Alphabetical Indexes.] 1885, 8vo. 5s.

Part II. Containing the Order Ungulata, Suborder Artiodactyla. Pp. xxii., 324. 39 Woodcuts. [With Systematic and Alphabetical Indexes.] 1885, 8vo. 6s.

Part III. Containing the Order Ungulata, Suborders Perissodactyla, Toxodontia, Condylarthra, and Amblypoda. Pp. xvi., 186. 30 Woodcuts. [With Systematic Index, and Alphabetical Index of Genera and Species, including Synonyms.] 1886, 8vo. 4s.

Part IV. Containing the Order Ungulata, Suborder Proboscidea. Pp. xxiv., 235. 33 Woodcuts. [With Systematic Index, and Alphabetical Index of Genera and Species, including Synonyms.] 1886, 8vo. 5s.

Part V. Containing the Group Tillodontia, the Orders Sirenia, Cetacea, Edentata, Marsupialia, Monotremata, and Supplement. Pp. xxxv., 345. 55 Woodcuts. [With Systematic Index, and Alphabetical Index of Genera and Species, including Synonyms.] 1887, 8vo. 6s.

Catalogue of the Fossil Birds in the British Museum (Natural History). By Richard Lydekker, B.A. Pp. xxvii., 368. 75 Woodcuts. [With Systematic Index, and Alphabetical Index of Genera and Species, including Synonyms.] 1891, 8vo. 10s. 6d.

Catalogue of the Fossil Reptilia and Amphibia in the British Museum (Natural History). By Richard Lydekker, B.A., F.G.S.:—

Part I. Containing the Orders Ornithosauria, Crocodilia, Dinosauria, Squamata, Rynchocephalia, and Proterosauria. Pp. xxviii., 309. 69 Woodcuts. [With Systematic Index, and Alphabetical Index of Genera and Species, including Synonyms.] 1888, 8vo. 7s. 6d.

Part II. Containing the Orders Ichthyopterygia and Sauropterygia. Pp. xxi., 307. 85 Woodcuts. [With Systematic Index, and Alphabetical Index of Genera and Species, including Synonyms.] 1889, 8vo. 7s. 6d.

Part III. Containing the Order Chelonia. Pp. xviii., 239. 53 Woodcuts. [With Systematic Index, and Alphabetical Index of Genera and Species including Synonyms.] 1889, 8vo. 7s. 6d.

Part IV. Containing the Orders Anomodontia, Ecaudata, Caudata, and Labyrinthodontia; and Supplement.

Catalogue of the Fossil Reptilia and Amphibia in the British Museum—*continued*.

Pp. xxiii., 295. 66 Woodcuts. [With Systematic Index, Alphabetical Index of Genera and Species, including Synonyms, and Alphabetical Index of Genera and Species to the entire work.] 1890, 8vo. 7s. 6d.

A descriptive Catalogue of the Marine Reptiles of the Oxford Clay. Based on the Leeds Collection in the British Museum (Natural History), London. Part I. By C. W. Andrews, D.Sc., F.R.S. Pp. xxiii., 205: 94 Text-figures, 11 Plates. [With Systematic and Alphabetical Indexes, List of Illustrations, Explanations of Plates, &c.] 1910, 4to. 1l. 5s.

Catalogue of the Fossil Fishes in the British Museum (Natural History). By Arthur Smith Woodward, LL.D., F.R.S., F.G.S., &c. :—

Part I. Containing the Elasmobranchii. Pp. xlvii., 474. 13 Woodcuts and 17 Plates. [With Alphabetical Index, and Systematic Index of Genera and Species.] 1889, 8vo. 1l. 1s.

Part II. Containing the Elasmobranchii (Acanthodii), Holocephali, Ichthyodorulites, Ostracodermi, Dipnoi, and Teleostomi (Crossopterygii and Chondrosteian Actinopterygii). Pp. xlv., 567. 58 Woodcuts and 16 Plates. [With Alphabetical Index, and Systematic Index of Genera and Species.] 1891, 8vo. 1l. 1s.

Part III. Containing the Actinopterygian Teleostomi of the Orders Chondrostei (concluded), Protospondyli, Aethespondyli, and Isospondyli (in part). Pp. xlii., 544. 45 Woodcuts and 18 Plates. [With Alphabetical Index, and Systematic Index of Genera and Species.] 1895, 8vo. 1l. 1s.

Part IV. Containing the Actinopterygian Teleostomi of the Suborders Isospondyli (in part), Ostariophysii, Apodes, Percesoces, Hemibranchii, Acanthopterygii, and Anacanthini. Pp. xxxix., 636. 22 Woodcuts and 19 Plates. [With Alphabetical Index, and Systematic Index of Genera and Species.] 1901, 8vo. 1l. 1s.

A descriptive Catalogue of the Tertiary Vertebrata of the Fayûm, Egypt. Based on the Collection of the Egyptian Government in the Geological Museum, Cairo, and on the Collection in the British Museum (Natural History), London. By C. W. Andrews, D.Sc. Pp. xxxvii., 324: 98 Text Figures and 26 Plates. [With Systematic and Alphabetical Indexes.] 1906, 4to. 1l. 15s.

Systematic List of the Edwards Collection of British Oligocene and Eocene Mollusca in the British Museum (Natural

History), with references to the type-specimens from similar horizons contained in other collections belonging to the Geological Department of the Museum. By Richard Bullen Newton, F.G.S. Pp. xxviii., 365. [With table of Families and Genera, Bibliography, Correlation-table, Appendix, and Alphabetical Index.] 1891, 8vo. 6s.

Catalogue of Tertiary Mollusca in the Department of Geology, British Museum (Natural History). Part I. The Australasian Tertiary Mollusca. By George F. Harris, F.G.S., &c. Pp. xxvi., 407. 8 Plates. [With Table of Families, Genera, and Sub-Genera, and Index.] 1897, 8vo. 10s.

Catalogue of the Fossil Cephalopoda in the British Museum (Natural History) :—

Part I. Containing part of the Suborder Nautiloidea, consisting of the families Orthoceratidæ, Endoceratidæ, Actinoceratidæ, Gomphoceratidæ, Ascoceratidæ, Poterioceratidæ, Cyrtoceratidæ, and Supplement. By Arthur H. Foord, F.G.S. Pp. xxxi., 344. 51 Woodcuts. [With Systematic Index, and Alphabetical Index of Genera and Species, including Synonyms.] 1888, 8vo. 10s. 6d.

Part II. Containing the remainder of the Suborder Nautiloidea, consisting of the families Lituitidæ, Trochoceratidæ, Nautilidæ, and Supplement. By Arthur H. Foord, F.G.S. Pp. xxviii., 407. 86 Woodcuts. [With Systematic Index, and Alphabetical Index of Genera and Species, including Synonyms.] 1891, 8vo. 15s.

Part III. Containing the Bactritidæ, and part of the Suborder Ammonoidea. By Arthur H. Foord, Ph.D., F.G.S., and George Charles Crick, A.R.S.M., F.G.S. Pp. xxxiii., 303. 146 Woodcuts. [With Systematic Index of Genera and Species, and Alphabetical Index.] 1897, 8vo. 12s. 6d.

List of the Types and Figured Specimens of Fossil Cephalopoda in the British Museum (Natural History). By G. C. Crick, F.G.S. Pp. 103. [With Index.] 1898, 8vo. 2s. 6d.

A Catalogue of British Fossil Crustacea, with their Synonyms and the Range in Time of each Genus and Order. By Henry Woodward, F.R.S. Pp. xii., 155. [With an Alphabetical Index.] 1877, 8vo. 5s.

Catalogue of the Fossil Bryozoa in the Department of Geology, British Museum (Natural History):—

The Jurassic Bryozoa. By J. W. Gregory, D.Sc., F.G.S., F.Z.S. Pp. [viii.,] 239 : 22 Woodcuts and 11 Plates. [With List of Species and Distribution, Bibliography, Index, and Explanation of Plates.] 1896, 8vo. 10s.

Catalogue of the Fossil Bryozoa in the British Museum—*cont.*

The Cretaceous Bryozoa. By J. W. Gregory, D.Sc., F.R.S., &c. :—

Vol. I. Pp. xiv., 457 : 64 Woodcuts and 17 Plates. [With Index and Explanation of Plates.] 1899, 8vo. 16s.

Vol. II. Pp. xlviii., 346. 75 Woodcuts and 9 Plates. [With List of Localities, Bibliography, Subject and Systematic Indexes, and Explanation of Plates.] 1909, 8vo. 13s.

Catalogue of the Blastoidea in the Geological Department of the British Museum (Natural History), with an account of the morphology and systematic position of the group, and a revision of the genera and species. By Robert Etheridge, jun., of the Department of Geology, British Museum (Natural History), and P. Herbert Carpenter, D.Sc., F.R.S., F.L.S. (of Eton College). Pp. xv., 322. 20 Plates. [With Preface by Dr. H. Woodward, Table of Contents, General Index, Explanations of the Plates, &c.] 1886, 4to. 1l. 5s.

The Genera and Species of Blastoidea, with a List of the Specimens in the British Museum (Natural History). By F. A. Bather, M.A., F.G.S., of the Geological Department. Pp. x., 70. 1 Woodcut. 1899, 8vo. 3s.

Catalogue of the Palæozoic Plants in the Department of Geology and Palæontology, British Museum (Natural History). By Robert Kidston, F.G.S. Pp. viii., 238. [With a list of works quoted, and an Index.] 1886, 8vo. 5s.

Catalogue of the Mesozoic Plants in the Department of Geology, British Museum (Natural History). By A. C. Seward, M.A., F.R.S., F.G.S., University Lecturer in Botany and Fellow of Emanuel College, Cambridge :—

Part I. The Wealden Flora. Part I. Thallophyta—Pteridophyta. Pp. xxxviii., 179. 17 Woodcuts and 11 Plates. [With Alphabetical Index, Explanations of the Plates, &c.] 1894, 8vo. 10s.

Part II. The Wealden Flora. Part II. Gymnospermæ. Pp. viii., 259. 9 Woodcuts and 20 Plates. [With Alphabetical Index, Explanations of the Plates, &c.] 1895, 8vo. 15s.

Part III. The Jurassic Flora. Part I. The Yorkshire Coast. Pp. xii., 341. 53 Woodcuts and 21 Plates. [With Alphabetical Index, Explanations of the Plates, &c.] 1900, 8vo. 1l.

Catalogue of the Mesozoic Plants in the Department of Geology, British Museum—*continued*.

Part IV. The Jurassic Flora. II.—Liassic and Oolitic Floras of England (excluding the Inferior Oolite Plants of the Yorkshire Coast). Pp. xv., 192. 20 Woodcuts and 13 Plates. [With Alphabetical Index, Explanations of the Plates, &c.] 1904, 8vo. 10s.

Catalogue of the Fossil Plants of the Glossopteris Flora in the Department of Geology, British Museum (Natural History). Being a Monograph of the Permo-carboniferous Flora of India and the Southern Hemisphere. By E. A. Newell Arber, M.A., F.L.S., F.G.S. Pp. lxxiv., 255: 51 Text-Figures and 8 Plates. [With Bibliography and Alphabetical Index.] 1905, 8vo. 12s. 6d.

#### GUIDE-BOOKS, ETC.

A General Guide to the British Museum (Natural History), Cromwell Road, London, S.W. Twelfth Edition. With 59 woodcuts, 2 plans, 2 views of the building, and an illustrated cover. Pp. x., 117. 1909, 8vo. 3d.

Guide to the Specimens illustrating the Races of Mankind (Anthropology), exhibited in the Department of Zoology, British Museum (Natural History). [By R. Lydekker, F.R.S.] Illustrated by 16 Figures. Pp. 31. 1908, 8vo. 4d.

Guide to the Galleries of Mammals (other than Ungulates) in the Department of Zoology of the British Museum (Natural History). Eighth Edition. Pp. 101. 52 Woodcuts and 4 plans. Index. 1906, 8vo. 6d.

Guide to the Great Game Animals (Ungulata) in the Department of Zoology, British Museum (Natural History). Pp. 93. 53 Text and other figures. With list of Horns, Antlers and Tusks, and Index. 1907, 8vo. 1s.

Guide to the Elephants (Recent and Fossil) exhibited in the Department of Geology and Palæontology in the British Museum (Natural History). [By Dr. C. W. Andrews, F.R.S.] Illustrated by 31 text-figures. Pp. 46. 1908, 8vo. 6d.

Guide to the Specimens of the Horse Family (Equidæ) exhibited in the Department of Zoology, British Museum (Natural History). [By R. Lydekker, F.R.S.] Pp. 42. 26 Figures. 1907, 8vo. 1s.

Guide to the Domesticated Animals (other than Horses) exhibited in the Central and North Halls of the British Museum (Natural History). [By R. Lydekker, F.R.S.] Illustrated by 24 Figures. Pp. 55. [With table of Contents, List of Illustrations, and Index.] 1908, 8vo. 6d.

- Guide to the Whales, Porpoises, and Dolphins (order Cetacea) exhibited in the Department of Zoology, British Museum (Natural History). [By R. Lydekker, F.R.S.] Illustrated by 33 Figures. Pp. 47. [With Index.] 1909, 8vo. 4*d*.
- Guide to the Gallery of Birds in the Department of Zoology, British Museum (Natural History). [By W. R. Ogilvie Grant.] Second Edition. Pp. iv., 228. 25 Plates, and 7 Illustrations in text. [With Index.] 1910, 4to. 2*s*. 6*d*.
- Guide to the Gallery of Birds in the Department of Zoology, British Museum (Natural History). [By W. R. Ogilvie Grant.]:—
- Part I. General Series. Pp. 149. [With Index.] 1905, 4to. 6*d*.
- Part II. Nesting Series of British Birds. Second Edition. Pp. 62. 4 Plates. [Index.] 1909, 4to. 4*d*.
- Guide to the Gallery of Reptilia and Amphibia in the Department of Zoology of the British Museum (Natural History). [By R. Lydekker, F.R.S.] Illustrated by 76 text and other Figures. Pp. iv., 75. [With Table of Contents.] 1906, 8vo. 6*d*.
- Guide to the Gallery of Fishes in the Department of Zoology of the British Museum (Natural History). [By Dr. W. G. Ridewood.] Illustrated by 96 Figures. Pp. v., 209. [With Preface by Sir E. Ray Lankester, Table of Classification, and Index.] 1908, 8vo. 1*s*.
- Guide to the British Vertebrates Exhibited in the Department of Zoology, British Museum (Natural History). [By W. P. Pycraft.] Pp. iv., 122. 26 Text-Figures, 1 Plan. [With Index.] 1910, 8vo. 1*s*.
- Guide to the exhibited series of Insects in the Department of Zoology, British Museum (Natural History). By C. O. Waterhouse. Second Edition. Pp. 65 : 62 text- and full-page Illustrations. [With Table of Contents and Index.] 1909, 8vo. 1*s*.
- Guide to the Crustacea, Arachnida, Onychophora and Myriopoda exhibited in the Department of Zoology, British Museum (Natural History). (By W. T. Calman, D.Sc., A. S. Hirst, and F. J. Bell.) Pp. 133 : 90 Text-Figures. [With Table of Contents and Index.] 1910, 8vo. 1*s*.
- Guide to the Shell and Starfish Galleries (Mollusca, Polyzoa, Brachiopoda, Tunicata, Echinoderma, and Worms). Department of Zoology, British Museum (Natural History). Fifth Edition. Pp. iv., 133. 125 Woodcuts, Plan and Indexes. 1908, 8vo. 6*d*.
- Guide to the Coral Gallery (Protozoa, Porifera or Sponges, Hydrozoa, and Anthozoa) in the Department of Zoology, British Museum (Natural History). Second Edition. Pp. [iv., 8] 73. 90 Illustrations, Plan and Index. 1907, 8vo. 1*s*.

- A Guide to the Fossil Mammals and Birds in the Department of Geology and Palæontology in the British Museum (Natural History). Ninth Edition. [By A. S. Woodward, LL.D., F.R.S.] Pp. xvi., 100. 6 Plates, 88 Text-Figures. [With List of Illustrations, Table of Stratified Rocks, and Index.] 1909, 8vo. 6*d*.
- A Guide to the Fossil Reptiles, Amphibians, and Fishes in the Department of Geology and Palæontology in the British Museum (Natural History). Ninth Edition. [By A. S. Woodward, LL.D., F.R.S.] Pp. xviii., 110. 8 Plates and 116 Text-Figures. [With Table of Contents, Lists of Illustrations, Geological Time-Scale, and Index.] 1910, 8vo. 9*d*.
- A Guide to the Fossil Invertebrate Animals in the Department of Geology and Palæontology in the British Museum (Natural History). [By F. A. Bather, D.Sc., F.R.S.] Second Edition. Pp. x., 183. 7 Plates and 96 Text-Figures. [With List of Illustrations, Geological Time scale, and Index.] 1911, 8vo. 1*s*.
- List of British Seed-plants and Ferns exhibited in the Department of Botany, British Museum (Natural History). [By A. B. Rendle, D.Sc., F.R.S., and J. Britten, F.L.S.] With table of Sequence of Orders, and Index of Genera. Pp. 44. 1907, 8vo. 4*d*.
- Guide to Sowerby's Models of British Fungi in the Department of Botany, British Museum (Natural History). Second Edition, revised. By Worthington G. Smith, F.L.S. Pp. 85. 91 Woodcuts. With Table of Diagnostic Characters, Glossary, and Index. 1908, 8vo. 4*d*.
- \*Guide to Mr. Worthington Smith's Drawings of Field and Cultivated Mushrooms, and Poisonous or Worthless Fungi, often mistaken for Mushrooms, exhibited in the Department of Botany, British Museum (Natural History). Pp. 24: 2 Plates, containing 28 coloured figures; 4 text-Figures. 1910, 8vo., 1*s*.
- Guide to the British Mycetozoa exhibited in the Department of Botany, British Museum (Natural History). [By Arthur Lister, F.R.S.] Third Edition, revised. Pp. 49. 46 Woodcuts. Index. 1909, 8vo. 3*d*.
- A Guide to the Mineral Gallery of the British Museum (Natural History). Eleventh Edition. Pp. 32. Plan. 1911, 8vo. 1*d*.
- The Student's Index to the Collection of Minerals, British Museum (Natural History). Twenty-fourth Edition. Pp. 36. With a Plan of the Mineral Gallery. 1911, 8vo. 2*d*.

---

\* The plates may be had separately in one sheet mounted on linen and varnished. Price 1*s*., or 1*s*. 2*d*. post free.



- An Introduction to the Study of Minerals, with a Guide to the Mineral Gallery of the British Museum (Natural History). By L. Fletcher, M.A., F.R.S. Thirteenth Edition. Pp. 123. 41 Woodcuts. With Plan of the Mineral Gallery and Index. 1910, 8vo. 6*d*.
- An Introduction to the Study of Rocks and Guide to the Museum Collection. Fourth Edition. By L. Fletcher, M.A., F.R.S. Pp. 155. [With Plan of the Mineral Gallery, Table of Contents, and Index.] 1909, 8vo. 1*s*.
- An Introduction to the Study of Meteorites, with a List of the Meteorites represented in the Collection. By L. Fletcher, M.A., F.R.S., &c. Tenth Edition. Pp. 120. [With a Plan of the Mineral Gallery, and an Index to the Meteorites represented in the Collection.] 1908, 8vo. 6*d*.

## SPECIAL GUIDES.

- No. 2.—Books and Portraits illustrating the History of Plant Classification exhibited in the Department of Botany. Second Edition. [By A. B. Rendle, M.A., D.Sc., F.R.S.] Pp. 19. 4 Plates. 1909, 8vo. 4*d*.
- No. 3.—Memorials of Linnæus: a collection of Portraits, Manuscripts, Specimens, and Books exhibited to commemorate the Bicentenary of his Birth. [By A. B. Rendle, M.A., D.Sc.] Pp. 16. 2 Plates. 1907, 8vo. 3*d*.
- No. 4.—Memorials of Charles Darwin: a Collection of Manuscripts, Portraits, Medals, Books, and Natural History Specimens to commemorate the Centenary of his Birth and the Fiftieth Anniversary of the Publication of "The Origin of Species." (Second Edition.) [By W. G. Ride-wood, D.Sc.] Pp. vi., 50. 2 Plates. 1910, 8vo. 6*d*.
- No. 5.—Guide to the Exhibition of Animals, Plants, and Minerals mentioned in the Bible. Second Edition. Pp. vii., 78. 7 Text-figures. 1911, 8vo. 6*d*.

## INSTRUCTIONS FOR COLLECTORS.

- Handbook of Instructions for Collectors, issued by the British Museum (Natural History). With Illustrations. Third Edition. Pp. 144. Index. 1906, 8vo. 1*s*. 6*d*.
- Instructions for Collectors:—
- No. 1.—Mammals. Fourth Edition. Pp. 8. Text illust. 1912, 8vo. 3*d*.
- No. 2.—Birds. Fourth Edition. Pp. 10. 5 figures in text. 1908, 8vo. 3*d*.
- No. 3.—Reptiles, Batrachinians, and Fishes. [Third Edition.] Pp. 12. 1903, 8vo. 4*d*.
- No. 4.—Insects. Fifth Edition. Pp. 11. Text illust. 1911, 8vo. 3*d*.

- No. 5.—Diptera (Two-winged Flies). Third Edition.  
Pp. 16. Text illust. 1908, 8vo. 3*d*.
- No. 6.—Mosquitoes (Culicidæ). [Third Edition.] Pp. 8.  
1 Plate, 1 figure in text. 1904, 8vo. 3*d*.
- No. 7.—Blood-sucking Flies, Ticks, &c. By E. E. Austen.  
Third Edition. Pp. 24 : 13 figures in text. 1907, 8vo. 3*d*.
- No. 8.—Spiders, Centipedes, &c. Second Edition. Pp. 4.  
1906, 8vo. 3*d*.
- No. 9.—Soft-bodied and other Invertebrate Animals; Shells  
of Molluscs. Third Edition. Pp. 18. 1909, 8vo. 3*d*.
- No. 10.—Plants. Fourth Edition. Pp. 10 : 3 figures in text.  
1909, 8vo. 3*d*.
- No. 11.—Fossils and Minerals. Third Edition. Pp. 8.  
1906, 8vo. 3*d*.

British Museum (Natural History),  
Cromwell Road,  
London, S.W.  
March, 1912.



L O N D O N :  
PRINTED FOR HIS MAJESTY'S STATIONERY OFFICE,  
By DARLING & SON, LTD., 34-40, BACON STREET, E.

---

1912.



