





Car

5/4


GL
ser 577.2
P3
Ent.

Major F. J. Parry

18 Nelson Street

TRANSACTIONS
OF THE
ENTOMOLOGICAL SOCIETY

OF
LONDON.



1st Edition 1864

I. *A Catalogue of Lucanoid Coleoptera; with Illustrations and Descriptions of various new and interesting Species.* By Major F. J. SIDNEY PARRY, F.L.S.

[Read 7th Sept. 1863, 4th Jan., 4th April, 1864.]

THAT portion of Coleoptera known to Entomologists as the *Pectimicornia*, and established as such by Dr. Burmeister and Professor Lacordaire, may be formed into two separate divisions, viz. *Lucanoidea* and *Passaloidea*. The want of sufficient material prevents me from submitting any satisfactory observations on the latter division; and I must refer the reader in respect to it to the Monograph of M. Percheron, as also to the several publications of Dr. Burmeister, the Rev. F. W. Hope, Professor Lacordaire, and other Entomologists. I may remark, however, that this division appears to be far from a happy one, confusion and disorganization reigning to a great extent.

The numerous new species of exotic Coleoptera that have of late years enriched our collections, resulting from the indefatigable labours of those enterprising travellers, the late lamented Madame Pfeiffer, Count de Castelnau, Messrs. Wallace, Fortune and Bates, the late M. Mouhot and M. Henri Deyrolle, have enabled us to add considerably to our knowledge of this branch of natural history. Descriptions and figures of many new and interesting

species by several well known Entomologists have from time to time appeared in the Transactions of the Entomological Societies of London and of France, and among the descriptions alluded to I am happy to say that the interesting group of the *Pectinicornia* has not been neglected. Mr. Wilson Saunders has published, with plates, in the 3rd volume of the second series of our Transactions, the characters of several new and rare species from China, collected by Mr. Fortune in his travels through the tea districts of that country, previously unexplored in an entomological point of view; my friend Professor Westwood, in the same volume, as well as in subsequent publications of our Society, has also given some excellent figures and descriptions of numerous new and rare species; and I myself have also had the pleasure of recently submitting to the Society descriptions of several interesting novelties. This considerable increase during the last few years to our Lucanoid Coleoptera, coming chiefly from India, China and the Eastern and Australian Archipelagos, as well as the addition to our collections of various other species heretofore considered of extreme rarity, or known only by indifferent descriptions or still more indifferent figures, has enabled the Entomologist to clear up many points with reference to the identity and localities of the *Lucanoidca*, and has further given him the opportunity of forming a more just and comprehensive view respecting the very important point of species and variety.

Great confusion has hitherto existed in the synonymy and nomenclature of the different families; with the view, therefore, to its rectification, a newly revised catalogue would, I feel, prove not unacceptable; and by the encouragement and assistance received from many entomological friends, I have been induced to undertake the present publication. I cannot refrain, whilst upon this point, from expressing my best thanks, especially to Count Mniszech, James Thomson, Esq., Dr. Gray, Professor Westwood, W. Wilson Saunders, Esq., A. R. Wallace, Esq., A. Fry, Esq., and J. C. Bowring, Esq., for having most kindly placed at my disposal the various species required for examination.

It would be superfluous here to enumerate all those Entomologists, who, either by their descriptions of new genera or of species, have contributed to our knowledge of this interesting group; such descriptions, with the names of the respective authors, will be duly notified in their places in the catalogue. But I think it desirable to allude to those distinguished authors who have more particularly and so conspicuously, by their several publications, advanced our knowledge, with reference more

especially to its classification and general arrangement; their names, already familiar to the Entomologist, are as follow:—

Latreille (Cuvier, Règne Animal, iv. 576).

M'Leay (Horæ Entomologicæ, i. 195).

Westwood (Ann. Sci. Nat. Ser. 2, i. 112 (1834); Modern Classification of Insects, i. 185; Trans. Ent. Soc. Lond. iv. 271; N. S. iii. 197).

Hope (Catalogue of Lucanoid Coleoptera, 1845).

Burmeister (Handbuch der Entomologie, v. 305, 1847).

Lacordaire (Genera des Coleoptères, iii. 1).

Brullé (Hist. Nat. des Insectes, tom. 3).

Leconte (Classification of Coleoptera of North America (Smithsonian Instit.), p. 120).

The most important collections of the species of this division are to be found in the cabinets of Count Mniszech and Mr. Thomson at Paris (the latter especially interesting as including the species from the collections of Count Dejean, M. Laferté and M. Reiche), in the British Museum, and in the cabinets of the late Rev. F. W. Hope (so liberally presented to the University of Oxford) and Mr. W. W. Saunders; and, lastly, in my own collection, which contains, I believe, the largest number of species ever brought together.

With reference to the respective families it is not my intention to propose any very great change in the classification; nevertheless I feel that much in this respect is still required, but it appears to me that the period for such re-organization has not yet arrived, a greater knowledge of species being absolutely requisite for undertaking such a task. Should our collections continue to be enriched as they have been of recent years, this desirable object might then be successfully undertaken, for I am convinced that it is only by placing before the eye a sufficient series of the insect to be described (and this is more especially true of the Lucanoid Coleoptera) that a just appreciation of its general form and character can be arrived at. It is vain to expect to ascertain the true characters of a genus until the species shall themselves have been properly established; and the development of species so peculiar in the Lucanoid Coleoptera has but too often given rise to great confusion, specimens having not unfrequently been mistaken by Entomologists as the types of distinct species, and described as such, when in fact they were but varieties of species previously known. As already stated, this, my tribute to the Society, must be considered simply as a rectified catalogue, including notices, descriptions and figures of various new and interesting species:

as such I trust it may prove useful. Those Entomologists who wish more particularly to study the sectional characters of the various genera and sub-genera must consult the authors previously alluded to. The general arrangement I have adopted has been based chiefly upon the publications of the Rev. F. W. Hope, Dr. Burmeister, Professors Westwood and Lacordaire, combined with certain alterations which it seemed to me convenient to introduce; but as great difference of opinion exists upon this point, the grouping of the various families can scarcely be yet regarded as definitively settled.

Professor Westwood, in his remarks on the sectional characters of the Lucanoid Coleoptera (*Trans. Ent. Soc. Lond. iv. 273*), says, "the number of joints in the club of the antennæ at first suggested itself, and indeed it had been already proposed by M'Leay, as a primary sectional character; but this, in addition to the difficulty of its employment, owing to the greater or less development of the joint preceding the clava, was shown to be inefficient, by separating species which agreed together in their entire habitus." And I may upon this point further remark, that not only this funiculus, but even the very joints of the clava, are variable; instances occurring (especially in the well-known European species *Lucanus cervus*) where, in the same individual, the clava is found to be both four and five-jointed.

Professor Westwood then refers to the tibial spines as bringing together in the most natural manner the great majority of the species, stating that by the employment of this character the genus *Lucanus* may be divided into three great groups—

1. Those species with two or three spines on the outside of the posterior and intermediate tibiæ; this group comprises some of the largest species of the family.
2. Those with only one spine in the middle of the four posterior tibiæ in both sexes; comprising the gigantic species of *Dorcus* from the eastern hemisphere, as well as the small typical *Dorci* of moderate climes, and the group of *Ægus*, of which no Entomologist has been able to establish sufficient characters to separate it from other sections of the *Lucanidæ*.
3. An extensive group of species which either possess no spines on the four posterior tibiæ, or have one small spine developed in the middle of those tibiæ in the ♀ only.

This character again is, I think, very unsatisfactory, these spines being often found very aberrant, and, like the claval joints of the antennæ, not always to be relied upon; an arrangement

based upon it is equally at variance with the natural grouping of species; for we occasionally find individuals of the same species both with and without their proper complement of spines. Where two species in every respect assimilate to each other except in regard to the spines on the tibiæ, the absence or presence of these ought not, I think, to separate them.

There are two very remarkable characters of this group hitherto but slightly noticed by Entomologists, which, although not available for the purpose of generical or sectional division, are yet, for the purpose of specific determination, of very great interest. I refer to the development of the mandibles and to the punctuation. The extraordinary difference in the development of the mandibles is not easily to be accounted for; under what circumstances the larger insect is provided with small undeveloped mandibles, and a smaller specimen of the same species with those organs fully developed, must always remain a mystery. But of this I feel certain, that the whole character of numerous species varies (with reference to their punctuation) in accordance with the development of the mandibles. When these have obtained their full growth the sculpture of the species has entirely changed, and in fact frequently disappears altogether; and when the development is but small or moderate the sculpture becomes more definite, often resembling that of the females, in which it is almost invariably stronger; in fact, these small undeveloped males approximate so closely to their females that I could name well-known Entomologists who have been even led into the error of describing them as such. Is it possible that these small males may be found upon closer anatomical examination to be neuters? It is a point of great interest, and well worthy of deeper investigation.

With these facts before me, I have been much perplexed, and have, therefore, abstained for the present from suggesting any decided characters of those new sections. I feel the necessity of such characters being pointed out, but on this occasion my aim is only to present the student with a revised catalogue of the various species, and although errors will doubtless occur, still I trust that my labour may not prove altogether in vain.

Descriptions of New, and Notes on some of the rarer, Species.

The descriptions of some of the species hereafter mentioned have already been published in the "Proceedings of the Entomological Society" for December, 1862, with a view to their incorporation in the present catalogue; to these are joined others of new and rare species, of which several have been lately added to

our collections, and most of these are illustrated by figures. Having lately returned from visiting the several collections at Leyden, Amsterdam, Halle, Berlin, Stettin and Paris, I have ascertained some interesting points with reference to the synonymy of certain species, and have acquired the knowledge of others previously unknown to me. I take this opportunity of thanking the gentlemen connected with the museums already alluded to for the great kindness and courtesy they respectively evinced towards me when visiting the collections placed under their charge.

CHIASOGNATHUS LATREILLEI ♀, Solier.
Reichii ♂, Thomson.
imberbis, Dohrn, MS.

I have no doubt as to the identity of the above (already referred to in my Remarks on Mr. Thomson's Catalogue of *Lucanidæ*, Tr. Ent. Soc. 3rd Series, vol. i. p. 444). Although my collection does not contain this species, I have been able to examine specimens of it in the collections of Count Mniszech and Herr Dohrn, at the Jardin des Plantes (Solier's type) and the Leyden Museum; all of which accord so entirely with the excellent figure in my possession by M. Migneaux, that I have now no hesitation in uniting them.

CHIASOGNATHUS MNISZECHII ♂, Thomson. (Pl. X. fig. 3.)
 ? *Jousselinii*, Reiche.

Of the identity (although very probable) of these species I am not quite so certain. Single specimens of *C. Mniszechii* are in the collections of Mr. Thomson, Count Mniszech and M. Germain; the unique type specimen of *C. Jousselinii* is in the collection of M. Jousselin at Versailles. According to a recent communication from M. Reiche, the two are to be considered as distinct.

CANTHAROLETHRUS LUXERII ♂, Buquet. (Pl. IX. fig. 6.)

Whether this unique species is to be placed with the *Chiasognathidæ* or the *Lucanidæ* is problematical; both Mr. Thomson and Count Mniszech have considered it as belonging to the latter family; the ♀ being as yet unknown, it is difficult to assign its true position. The second species mentioned by Mr. Thomson in his Catalogue, *C. Reichii* ♀, was originally described by the Rev. F. W. Hope (Trans. Ent. Soc., vol. iv. p. 182, pl. xiii. fig. 3), and placed with *Pholidotus*; the two species may possibly hereafter prove identical.

C. Joussetiana Reck
mniseckii. Grouse } identical

LAMPRIWA SUMPTUOSA ♂, Hope, Cat. p. 28.

L. supra tota flammeo-rufescens, punctata; mandibulis valde curvatis, apice nigris, elevatis et auriculatis; sterni processu apice nigro et suboblique truncato; elytris irregulariter substriolatis; tibiis anticis extus 6 vel 7-spinosis; calcare gracili, cultriformi; pedibus 4 posticis gracilibus, tibiis in medio bidentatis; corpore infra cupreo et æneo, nitidissimo.

Long. corp. (mandib. inclus.) lin. 9.

Hab. Swan River.

A good species belonging to the second section of *Lamprima*. A single specimen only in the Hopeian collection at Oxford.

Gen. COLOPHON, Westw. Ann. Sc. Nat. i., ser. 2, p. 113.

The general form of the species of this genus exhibits such a remarkable difference from the insects pertaining to the family *Dorcideæ*, in which it has been hitherto located, that after a careful comparison with various genera, more especially with *Lamprima* and *Streptocerus* (to which the only two species of the genus *Colophon*, viz. *C. Westwoodii* and *C. Thunbergii*, in the form of the prothorax and of the head as well as in the structure of the mandibles, bear, I think, a somewhat striking resemblance), I have been induced to place it in the same family, *Chiasognathideæ*, of which it may be regarded as the African representative. I place it in juxtaposition with *Streptocerus*, which it further resembles in possessing four joints to the clava of the antennæ, and thus affords a connecting link with the *Lucanideæ*.

MESOTOPUS TARANDUS ♀. (Pl. V. fig. 4.)

Lucanus Turandus ♂, Swed. in Act. Holm. 1787, iii. 186, tab. viii. fig. 2.

M. ebenina nigra, nitidissima; capite subrugoso-punctato, antice excavato, bispinoso, postice lævi, politissimo; mandibulis brevibus, trigonis, intus bidentatis; elytris subovalibus; tibiis extus ut in maribus 3-dentatis.

Long. corp. (mandib. incl.) unc. 1, lin. 6.

Hab. Afric. Occ.

The female, now for the first time figured, has hitherto been of extreme rarity. The only specimens of that sex with which I am acquainted are in the cabinets of the late Rev. F. W. Hope, Count Mniszech and my own.

LUCANUS CERVUS, Linnæus.

The earliest figure representing this species with which I am acquainted is to be met with in Gesner's History of Four-footed Beasts, Serpents and Insects, published by Edward Topsel, in London, 1658. The description is so quaint that I have deemed it not uninteresting to republish it *in extenso*.

"Beetles are some greater, some less, the great ones some have horns, others without horns. Those that have horns some are like Hartshorns, other have Bulls horns, some have horns in their noses: we shall speak of them all in order. The *Πλατυκερως*, or Hartshorn beetle, is called Lucanus by Nigidius; as Pliny witnesseth. Some call it the Bull, others the Flying Stag: Hesychius calls it *ακαρθος*, because it lays hold on things in its way with thorny horns. Cardanus calls it *σκαραβελαφος*, a word composed of Greek and Latin; Gaza calls it *καρβος*; the Italians call it Cereti, and vulgarly Polupeso; the French, Cerf volant; the English, Stag fly or Flying fly; the Hollander, Fliegende Hert; the Illyrians, Gelui; the Poles and Slavonians, Krowha Wielk.

"Amongst all the horned beetles for the shape of its body, length and magnitude, it may challenge the first place, and is the most noted. It is blackish, of a dark red, especially about the outward cover and the breast; it hath two whole horns without joynts, and with branches like a stag as long as ones little finger in such as are grown up, but they are less and shorter in the young ones, (or as Pliny saith) it has long and moveable horns nicked with cloven pincers, and when it will, can bite or nip with them, for it will close them wonderfully, and useth its horns for that end for which crabs and lobsters do their claws; the eyes are hard putting forth and whitish, it hath foreyards on both sides of them, one pair that are branched between the horns and eyes, the joynt whereof makes almost a right angle, and two more breaking forth in the midst of the forehead straight and plain, ending as it were in a little smooth knot.

"It goes upon six feet; the fore feet are longer and greater than the rest. Lonicerus makes this to be the male; but I (if there be any distinction between the male and the female) shall no doubt to call it the female: both because the other kindes of beetles are less (for, as Aristotle observes, the males in insects are far less than the females), an also in copulation the females receive from the lesser as experience confirms it. The male is altogether like it, but is less both for body and in horns: which



though they be not branched on both sides; yet pressed together they do more sharply prick ones finger than the female doth."

In the Berlin Museum, I lately saw a most interesting variety of this species, the right mandible and the right fore tibia being those of a ♀, the remainder of the insect exhibiting the usual appearance of the ♂; such an interesting specimen of a hermaphrodite insect is seldom to be met with. In the same rich collection I also saw the type specimen of *Lucanus armiger*, Herbst, tab. 34, fig. 1 (var. *cervus*), the mandibles of which show a very singular case of malformation.

With regard to the various modifications of form exhibited by *L. cervus* and other allied species of Europe and Asia Minor, see Dr. Kraatz's paper, with figures, in the Berlin Entom. Zeitsch. 1860.

LUCANUS LATICORNIS ♂, H. Deyrolle, MS.

A description of this new species from Asia Minor will be published during the ensuing year by M. Henri Deyrolle in the Ann. Soc. Ent. de France; it is allied to *L. orientalis* of Kraatz, differing, however, in having the 6-jointed clava of the antennæ strongly developed, and the mandibles considerably more slender.

max. of *LUCANUS HOPEI* ♂, Parry (♀ ignota). (Pl. VI. fig. 2.)

marginatus
rotsh. Japaa. *L. nigro-brunneus*, politus; mandibulis elongatis, intus quinque-dentatis; capite supra singulariter coronato, lobato; femoribus subtus striâ longâ latiusculâ fulvo-notatis, in pedibus anticis fere obsoletâ; tibiis anticis et intermediis irregulariter 4 aut 5 denticulatis, posticis 3-dentatis.

Long. corp. fere unc. 2; mandib. unc. 1.

Hab. Ind. Or., aut Archipel. Malay. Coll. Parry.

Head wider than the thorax, both of a brownish-black colour. Clypeus of a long triangular form, placed nearly perpendicularly. Fore margin of the crown of the head with a singular elevated process, forming two great lobes, separated by an arcuate line. The mandibles are strong and bent somewhat downwards, armed interiorly with five teeth, the one near the tip forming with it a fork; the largest, near the base, blunt and nodose at the tip; the three others equidistant between the centre and apex. Prothorax longitudinally impressed down the centre; the punctuation of the head and prothorax not very strong. The elytra smooth and polished. The antennæ of this fine species are unfortunately wanting, but I have little doubt of the insect being a true *Lucanus*. I have named it in memory of a gentleman whose services rendered to Entomology stand preeminent.

LUCANUS SMITHII ♂, Parry (♀ ignota). (Pl. X. fig. 2.)

L. nigro-fuscus, subtus dense villosus; elytris rufo-ferrugineis, nitidis, villosulis; mandibulis apicibus furcatis, intus ante medium lobo tridentato armatis.

Long. corp. unc. 1, lin. 7.

Hab. Ind. Sept. Coll. Parry.

Allied to *L. villosus*, Hope. Mandibles subquadrate, outer margin sinuate; beyond the middle a tridentate lobe; the tip of each mandible furcate. Clypeus triangular, slightly excavated. Base of mandibles, head, thorax and elytra (when in good condition) with short scattered hairs. Head with ridges and crest much as in *L. villosus*, but the lateral ridges not so elevated. Femora and tibiæ with a ferruginous vitta, widely separated, the posterior with two teeth. I have dedicated this new species to F. Smith, Esq., the well-known Hymenopterist, and President of the Entomological Society.

LUCANUS MACULIFEMORATUS, Motschulsky, Etudes Ent. 1861.

† *sericans* (De Haan, MS.), Voll. Tijd. v. Ent. iv. 103.

Specimens of this new and rare species from Japan are in the museums of Leyden and the Zool. Soc. Amsterdam, ♂, ♀, and in the collections of Count Mnischev and myself. The habitat Java, ascribed to *L. sericans* by M. van Vollenhoven, appears to be erroneous; the latter insect is probably the var. minor of *Lucanus maculifemoratus*.

With reference to *Lucanus Hircus*, Sturm, Cat. (Java), I have not been able to obtain any information.

Gen. RHÆTUS, Parry (gen. nov.).

Caput transversum, angustum, antice depressum. Mandibulæ falcatæ, maximæ, ad basin fortiter dilatatæ. Antennæ clava medioeri quadri-articulata. Prothorax lateribus in medio armatis. Corpus elongatum, subparallelum. Tibiæ posticæ inermes.

Hexarthrus affine genus. Nomen a gigante Rhæto, uno e Titanis, derivatum.

The principal distinctive characters above given of this genus present an interesting connecting link between *Lucanus* and *Hexarthrus*; on the one hand, the moderately developed clava of its antennæ, the flat and generally depressed form of its head, and its unarmed posterior tibiæ, separate it from *Lucanus*; whilst on the other hand it is distinguished from *Hexarthrus* by the 4-jointed clavæ of the antennæ, and its laterally-armed prothorax.





RHÆTUS WESTWOODII ♂, Parry (var. max., ♀ ignota). (Pl. IX. figs. 2 & 8.)

Hexarthrius (?) *Westwoodii*, Parry, Proc. Ent. Soc. 1862, p. 108.

R. nigerrimus, nitidus, sublente tenuissime granulosus; mandibulis elongatis, falcatis, apicem versus parum deflexis, singulariter ad basin excavatis et supra infraque dente magno armatis, ante medium dente acuto instructis, apicibus furcatis; capite brevissimo, prothorace angustiori, clypeo transverso haud prominulo, concavo, antice in medio angulato; prothorace transverso, lateribus sinuatis dente parvo acuto armatis; elytris elongatis, subparallelis; tibiis anticis 4 aut 5-spinosis, intermediis extus in medio dente acuto armatis, posticis simplicibus.

Long. corp. unc. 2, lin. 3; mandib. unc. 1, lin. 3.

Hab. Ind. Or., aut Archip. Ind. (?)

I am indebted to J. C. Bowring, Esq., for the possession of this magnificent and unique species. It is one of the largest of the *Lucanoid Coleoptera*, measuring $3\frac{1}{2}$ inches.

HEXARTHRIUS DEYROLLEI ♂, Parry (var. max., ♀ ignota).
(Pl. IV. fig. 1.)

H. niger; mandibulis exsertis, supra et intus denticulatis, ad basin singulariter excavatis; capite supra bituberculato; elytris plagâ posticâ castaneâ.

Long. corp. fere unc. 2; mandib. lin. 9.

Hab. Siam. Specimen unicum in Coll. Mniszech.

Closely allied to *H. Parryi*, Hope, but of a more elongate and slender form. Mandibles straighter, with the interior portion of their base deeply excavated. The binodose elevations on the head of *H. Parryi* are replaced by two elevated conical tubercles. The prothorax is narrower and longer, with the anterior tubercular angle more prominent. The apical yellow plaga of the elytra does not extend so far towards the base; and the punctuation of the mandibles, head and prothorax is infinitely stronger; the legs are more slender.

I am indebted to M. Henri Deyrolle for the characters of this species, at present unique in the museum of Count Mniszech, and received from Count de Castelnau.

HEXARTHRIUS CHAUDOIRII, H. Deyrolle, MS.

This new species from Sumatra, allied to *H. Rhinoceros*, is in the collection of Count Mniszech. M. Henri Deyrolle proposes to describe it in the *Ann. Soc. Ent. Fr.* for 1864.

HEXARTHRIUS BOWRINGII ♂, Parry (var. max., ♀ ignota).
(Pl. IX. figs. 5 & 7.)

H. nigro-fuscus, nitidus; antennarum clava 6-articulata, mandibulis apice subrecurvis, intus 3-dentatis, dente 1o et 2do pone medium, tertio ad basin subfurcato; tibiis anticis serratis, intermediis unidentatis, posticis simplicibus.

Long. corp. unc. 2; mandib. lin. 9.

Hab. Ind. Or.

Black. Elytra of a polished ferruginous brown. Mandibles somewhat flattened, more especially at the base, strongly punctured; tips acute and bending upwards; a sharp prominent tooth behind the tip, succeeded by a smaller one, and at the base a broad obtusely bifid and slightly elevated process. Head closely punctured, with the hind margin highly polished, and two small round anterior depressions on the vertex, very slightly emarginate; clypeus small, deflexed and triangular. The prothorax is about the width of the body; like the head closely punctured, with a slightly impressed central line; the posterior angles slightly emarginate. Elytra polished, ferruginous brown, darkest on the suture and at the sides. Legs ferruginous, margined and varied with black. Tarsi black; anterior tibiæ serrated externally with three or four small irregularly disposed spines, the apical tooth very prominent and much curved.

Gen. ODONTOLABIS, Hope.

Anoplocnemus, Id.

The genus *Anoplocnemus*, Hope (vid. Tr. Ent. Soc. iii. 279), was founded on and included only a single species, viz., *A. Burmeisteri* (Hope, Cat. pp. 5 and 16), a gigantic species from the Mysore district, Northern India, at present in the Hopeian Coll. at Oxford (and which may possibly hereafter prove to be only an extreme variety of *Odontolabis Curcra*). The principal character assigned to the genus is the absence of spines from all the tibiæ. As in every other respect there is nothing to distinguish it from the ordinary form and character of the several species belonging to *Odontolabis*, which, when fully developed, have almost invariably their fore tibiæ unarmed, I have incorporated *Anoplocnemus* with *Odontolabis*, of which genus numerous species have lately been added to our collections.

I am at a loss to imagine why Dr. Burmeister preferred establishing *Anoplocnemus* as a genus in preference to *Odontolabis*, Mr. Hope having notified only one species of the former to fourteen of the latter.



ODONTOLABIS VOLLENHOVII ♂, Parry (var. max., ♀ ignota).
(Pl. VIII, fig. 1.)

Lacordairei, Id., MS. olim.

O. atro-fuscus; elytris lævissimis, flavis, anguste nigro-marginatis, sutura latius nigra; capite magno, lateribus supra densissime rugosis, margine antice reflexo emarginato, plagâ magnâ rufâ notato, mandibulis capite fere duplo longioribus, rugoso-punctatis, apicibus furcatis interne denticulatis, et dente forti ante medium instructis; tibiis anticis in medio obsolete unidentatis, posticis quatuor inermibus.

Long. corp. (mandib. incl.) unc. 2, lin. 9.

Hab. Borneo. Specimen unicum in Coll. Parry.

I had originally named the above species after my distinguished friend Professor Lacordaire, whose reputation as an Entomologist is so universal that I need scarcely allude to it. M. Snellen van Vollenhoven, having received from Sumatra a closely-allied species, and being under the impression that it was identical with the above, courteously retained my MS. name in his description of the Sumatran species (vid. Tijds. v. Ent. iv. 104, tab. v. fig. 1.)

The two are, however, totally distinct, and I have great pleasure in dedicating this fine species to a gentleman who has rendered such important services to science as Director of the museum of Leyden, and to whom I feel grateful for his kind attention when recently there.

O. Vollenhovii has the facies of the preceding genus *Hexarthrus*, forming the connecting link between the two genera. It differs from *O. Lacordairei* in the following particulars—the mandibles are more robust, more convex, and more strongly punctuated; the head is in proportion larger, with the anterior elevated margin slightly sinuated in the centre, and the angle behind the eye is more obtuse; but the principal difference is to be found in the prothorax, which is considerably narrower, with the sides rectangular instead of being dilated, and the posterior angles strongly emarginate; the body is also somewhat shorter.

ODONTOLABIS LUDEKINGII, Voll. (Pl. II. fig. 1.)

Lucanus Ludekingii, Voll. Tijds. v. Ent. iv. 104, tab. v. f. 2.

O. ater; capite latissimo, in lateribus punctatissimo, fronte transversim carinata; elytris lævissimis testaceis, sutura latius et limbo externo anguste nigris.

Long. corp. (mandib. incl.) 2½ unc.

Hab. Sumatra. Coll. Mus. Lugdun., de Castelnau, Mniszech et Parry.

ODONTOLABIS WOLLASTONII, Parry. (Pl. II. figs. 2 & 3, ♂, ♀ ;
Pl. III. fig. 1, var. max.)

O. niger; capite margine antico fortiter emarginato, fronte depresso pone oculos exciso, spino acuto armato; mandibulis (var. minor) capite brevioribus, intus fortiter et irregulariter dentatis; prothorace angusto, lateribus fere parallelis, pone medium spina magna acuta armatis, angulis posticis acutis; elytris aurantiacis, limbo externo tenuissime nigro-marginato, plagâ magnâ triangulari nigrâ literam V formante a basi fere ad apicem descendente; tibiis anticis extus trispinosis, quatuor posticis inermibus.

Long. corp. (mandib. incl.) unc. 2.

Hab. Malacca. Coll. de Castelnau, Mniszech et Parry.

Another rare species from the Malay peninsula, recently discovered by Count de Castelnau, allied to *O. Ludekingii*, but abundantly distinct; the head is smaller and less coarsely punctured, whilst the body, of a deeper orange colour, is marked by a large black plaga, extending from the base to near the apex; whereas in *O. Ludekingii* there exists only a broad sutural black line. I have dedicated it to my friend T. V. Wollaston, Esq., the well-known author of "Insecta Maderensia."

ODONTOLABIS MOUHOTII ♂, Parry (var. med., ♀ ignota).
(Pl. I. fig. 1.)

O. niger, nitidus; capite magno antice emarginato, angulis anticis rotundatis, lateribus pone oculos spino acuto instructis; mandibulis brevibus, intus irregulariter et fortiter dentatis; prothorace transverso, angulis anticis rotundatis, posticis acutis, lateribus pone medium spina acuta armatis; elytris lævissimis, aurantiacis, basi prope scutellum suturaque anguste nigris; tibiis anticis 5-spinosis, quatuor posticis inermibus.

Long. corp. unc. 2; mandib. lin. 6.

Hab. Cambodia, Siam. Specimen unicum in Coll. Castelnau.

This species is dedicated to the memory of the late M. Mouhot, to whom we are indebted for many new and rare species from the same locality: whilst attempting to explore the unhealthy districts of Cochin China he fell a victim to the climate.

ODONTOLABIS CASTELNAUDI ♂, Parry (♀ ignota). (Pl. I. fig. 2.)

O. giganteus, niger, glaberrimus; mandibulis capite parum longioribus, valde exsertis, interne ad basin dente magno obtuso armatis, et ante basin apicem versus plurimis denticulis

nodosis irregulariter instructis, apicibus subfurcatis; capite magno, antice depresso, margine subelevato, angulis anticis oblique rotundatis, et infra oculos spina magna obtusa instructo; prothorace transverso, capite latiori, lateribus antice obliquis, angulis posticis emarginatis; elytris subovalibus, brunneo-testaceis, lævissimis, latitudine prothoracis, marginibus externe suturaque tenuiter nigris; tibiis anticis curvatis, et prope apicem spina minuta armatis, quatuor posticis inermibus.

Long. corp. unc. 2, lin. 5; mandib. lin. 9.

Hab. Sumatra. Coll. Castelnau.

For the opportunity of placing this magnificent new species of *Odontolabis*, as well as the three preceding, in the present publication, I am indebted to Count Mniszech, who, through the kindness of Count de Castelnau, was enabled to obtain the accompanying faithful figures, executed by M. Migneaux. The above species belongs to the section of *Odontolabis* having (like *O. bicolor*, *O. Dejeanii*, and other species) the prothorax broad, with the sides dilated, and the fore tibiæ curved; it is one of the largest species of *Lucanoid Coleoptera*, and, when found with the mandibles fully developed, must indeed be gigantic. It is dedicated to Count de Castelnau, to whom Entomologists are much indebted for many interesting novelties.

ODONTOLABIS STRIATUS, ♂, ♀, H. Deyrolle, MS.

A new and interesting species from Malacca, in the collection of Count Mniszech, the description of which will appear in the *Ann. Soc. Ent. Fr.* for 1864. Both the ♂ and ♀ are strongly pubescent, and in this respect the species assimilates somewhat to *O. Dalmani*, Hope; but in its general form it approximates more nearly to *O. platynotus*, Hope, with which I have for the present located it.

ODONTOLABIS BROOKEANUS ♂, ♀, *Voll. Tijd. v. Ent.* iv. 107, tab. vi. fig. 1. (Pl. VI. fig. 5, var. max.)

O. fuscus, nitidus; elytris pallide testaceis, suturâ tenui nigrâ; mandibulis dilatatis depressis, capite parum brevioribus, arcuatis, interne denticulatis; prothorace plagâ nigrâ maculato, angulis posticis valde emarginatis; tibiis anticis curvatis supra sulcatis, extus 2 aut 3 spinis minutis armatis, quatuor posticis inermibus.

(Var. max. ♂) differt mandibulis longioribus gracilibus falcatis apicibus acutis, prope basin unidentatis et intus pone medium

spina magna furcata instructis; clypeo producto, vix emarginato.

Fem.—Mandibulis brevibus, punctatis, interne bidentatis, labro parvo transverso; capite parvo, nigro-brunneo, rugose punctato; prothorace plagâ nigrâ maculato, angulis posticis emarginatis; elytris litera V basi descendente nigro-signatis; pedibus nigris; tibiis anticis dilatatis, extus spinis tribus obtusis instructis, posticis intermediisque inermibus.

Long. corp. ♂ (mandib. incl.) unc. 2; mandib. (var. max.) 5 lin.

Hab. Borneo.

A description and figure (of the var. minor) of this species have been already published by M. van Vollenhoven (loc. cit.); a second description of it, accompanied by a figure of the var. max., will probably not prove uninteresting. Numerous specimens of this insect were sent to England by Mr. Wallace and distributed among various collections. I may remark, that the black plagæ, both on the prothorax and body, are very variable, and in some specimens totally wanting. Of males with fully developed mandibles but two or three were to be found, one of which is now figured.

ODONTOLABIS SOMMERI ♂, Parry (var. max., ♀ ignota).

(Pl. VI. fig. 4.)

O. capite pronoto pedibusque brunneo-testaceis; capite magno, antice emarginato, pone oculos supra et infra angulato; mandibulis gracilibus, falcatis, capite paulo brevioribus, apicibus acutis, intus bidentatis; prothorace antice acute angulato, postice valde emarginato; tibiis anticis curvatis, extus spinis duabus aut tribus armatis, posticis inermibus.

Long corp. unc. 1, lin. 5; mandib. circa lin. 5.

Hab. Manilla. Mus. Dom. Sommer (Altonæ).

I am indebted to Count Mniszech for the description and figure of the above; it appears to be allied to the Bornean species *O. Brookeanus*.

ODONTOLABIS CINGALENSIS ♂, Parry, var. max. (Pl. X. fig. 8.)

O. niger, nitidus; capite magno, subquadrato, margine antico elevato, pone oculos inflato; mandibulis capite prothoracæ longioribus, subdepressis, arcuatis, intus ad apicem dente obtuso bifido armatis, apicibus furcatis; prothorace transverso, angulis posticis emarginatis; elytris lævissimis,

attenuatis; tibiis anticis curvatis, ad apicem spina minuta extus instructis, quatuor posticis inermibus.

Long. corp. unc. 1, lin. 8; mandib. lin. 9.

Hab. Ins. Taprobana.

The above insect seems to be rather abundant in Ceylon, numerous specimens having fallen under my notice, but those with highly-developed mandibles appear to be scarce. In Sir Emerson Tennant's *History of Ceylon*, i. 27, *Cat. of Coleop.*, the name *Cingalensis* is misprinted *Bengalensis*: in the same work, the genus *Singhala* (sp. *tenella*, Blanchard), belonging to the family of the *Rutelidæ* (vid. *Cat. Coll. Mus. Hist. Nat. Paris*, part 2, p. 198), is erroneously placed with the *Lucanidæ*.

ODONTOLABIS NIGRITA, H. Deyrolle, MS.

A new species from Ceylon, in the collection of Count Mniszech. According to M. Henri Deyrolle, closely allied to *O. Cingalensis*; a description will shortly appear in the *Ann. Soc. Ent. de France*. It will form, together with *O. Cingalensis* and *O. æratus*, the third section of the genus *Odontolabis*, having elongate mandibles, but the head, instead of being armed with a spine behind the eyes, is only slightly inflated, the body depressed and highly polished, and the anterior tibiæ are curved. The sub-genus *Calcodes* of Westwood (vide Hope's Catalogue) is incorporated with this section, the metallic colour of *Calcodes æratus* forming only one of its chief characters.

[Gen. HETEROCITHES, Westw.*

Genus (vel sub-genus) novum inter *Anoplocnemum* et *Odontolabidem* collocandum. Caput maribus magnum, transverso-quadratum, lateribus pone oculos haud tuberculatum, margine antico fere recto, clypeo in tuberculum parvum porrecto. Antennæ clava tripartita. Mandibulæ maribus dente parvo sub-apicali intus armatæ. Maxillæ in utroque sexu inermes. Prothorax transversus, lateribus inermibus, parallelis, angulis posticis rotundatis. Tibiæ anticæ extus 4-dentatæ, mediæ et posticæ inermes. Elytra brevia, ovata, haud striata.

This new and interesting sub-genus approaches most nearly to *Odontolabis*, but the insects in that group have the head deeply emarginate in the middle of the anterior margin, as well as armed with a strong spine on each side of the head behind the eyes; and the

* I am indebted to my friend Prof. Westwood for this description, together with others hereafter mentioned; it formed part of an interesting paper on *Lucanoid Coleoptera* read by him before the Society on the 4th January, 1864.

tarsi are here much shorter. The female has much the appearance of *Odontolabis glabratus*, De Haan, but the sides of the prothorax are regularly rounded. From *Macrogathus*, Burm., as well as from *Platyprosopus*, Hope, *Heterochthes* differs in having the middle tibiæ without a central spine, and in the form of the head and prothorax.

This new form affords a proof of the advantage afforded in the classification of the *Lucanidæ* by the number of the spines upon the tibiæ, especially of the middle and hind legs, as an examination of this character at once leads us to the true affinities of the insect. Instances may indeed occur in which the tibial spurs are liable to be almost obsolete, but the finger will often detect them when the eye cannot clearly perceive them; besides which, of course, this character, like every other, is liable to modification, and is not to be depended upon with absolute certainty, but in a very large majority of cases it truly indicates natural groups.

I am much indebted to Major Parry for affording me the opportunity of examining, describing and figuring this new Lucanoid form, rendered as it is the more interesting by the possession of both sexes, as well as of the minor development of the male sex.

HETEROCHTHES BRACHYPTERUS, Westw. (Pl. X. fig. 6, ♀,
fig. 7, ♂; Pl. XI. fig. 1, 2, 3.)

Cladognathus brachypterus, Parry, MS.

H. niger, piceo vix tinctus; disco suprâ lævi nitido et fere impunctato, lateribus elytrorum punctatis exceptis; femoribus tibiisque castaneis.

♂ maj. Long. mandib. lin. $5\frac{1}{2}$; capitis, lin. $3\frac{1}{2}$; prothor. lin. $2\frac{1}{2}$; elytr. lin. $5\frac{5}{8}$ = long. tot. lin. $17\frac{1}{3}$. Latit. capitis, lin. $5\frac{1}{2}$; prothor. lin. 5; elytr. lin. 5.

♂ min. Long. mandib. lin. 1; capitis, lin. $2\frac{1}{2}$; prothor. lin. 2; elytr. lin. 5 = long. tot. lin. $10\frac{1}{2}$. Latit. prothor. lin. 4; elytr. lin. $4\frac{1}{4}$.

♀ Long. mandib. lin. $1\frac{1}{2}$; capitis, lin. $1\frac{1}{3}$; prothor. lin. 2; elytr. lin. 4 = long. tot. lin. $8\frac{5}{8}$. Latit. capitis, lin. $2\frac{2}{3}$; prothor. lin. 2; elytr. lin. 4.

Habitat in Cambodia. D. Mouhot. Mus. Parry et Saunders.

The male has the head much larger than the prothorax, flattened, transverse-quadrate, the fore-margin nearly straight, the front vertical, slightly concave, with the upper edge acute; the centre of the clypeus produced into a rounded tubercle; the sides behind the eyes (which are entirely divided by the canthus) very finely and distantly punctured and slightly sinuated, but not produced into a decided tubercle or spine. The mandibles in the larger



specimens are longer than the head, flattened, curved at the base, and strongly incurved at the apex, the middle part being nearly straight, with a small conical point at a short distance from the apex on the inner edge. The antennæ are small, with a three-jointed clava; the maxillæ have the outer lobe of moderate length, and strongly ciliated; the palpi have the terminal joint somewhat sabre-shaped; the mentum is very short and broad, with the anterior angles rounded off. The prothorax has the sides straight and nearly parallel, the anterior angles acute, and the hind ones rounded off without any spine or lateral conical point. The elytra are short and ovate, without any longitudinal striæ. The fore tibiæ are rather long, with two teeth on the outer edge, exclusive of the two strong ones at the apex. The four posterior tibiæ are destitute of a spine in the middle. The prosternum terminates in a slightly dilated and convex ridge between the base of the fore legs. The tarsi are very short. The mesosternum is slightly channelled along the middle.

The small variety of the male has the head smaller than the prothorax, and the latter comparatively smaller than in the larger individuals, with its sides rather more rounded; the front margin of the head is somewhat emarginate, and the sides behind the eyes are marked with large punctures; the mandibles are shorter than the head, strongly curved, with a large conical tooth near the base on the inner edge, and the apex obtusely bifid; the mesosternum has also a rather deeply impressed, narrow, punctate channel.

The female has a much smaller head, the canthus forming an angle at the sides in front of the eyes; the front of the head is slightly emarginate, and the clypeus produced into a small quadrate setose lobe; the sides of the head are very strongly punctured. The prothorax has the sides also punctured, and the lateral margin is more rounded than in the male, especially at the posterior lateral angles. The elytra have the sides and extremity punctured. The palpi are rather shorter and stronger than in the male, but the tibiæ of all the legs are spined, as in the other sex.

Plate XI. Fig. 1. The large male somewhat magnified. 1a, outline of portion of the head; 1b, front of the head seen from the front; 1c, maxilla; 1d, mentum; 1e, mentum seen from within, with the labium and palpus; 1f, antenna; 1g, prosternum seen from beneath; 1h, ditto, seen sideways.

Fig. 2. The small-sized male. 2a, outline of the side of the head; 2b, mandible.

Fig. 3. The female. 3a, the head; 3b, the eye, divided by the canthus; 3c, antenna; 3d, maxilla; 3e, mentum; 3f, labium and palpus.—J. O. W.]

Gen. NEOLUCANUS, Thomson, Ann. Soc. Ent. Fr. 1862, p. 415.

Odontolabis, Hope, Cat.

Anodontolabis, Parry, MS. (vid. Tr. Ent. Soc. ser. 3, vol. i. p. 447).

The species, now amounting to eight in number, which compose this genus, belong to the second section of the genus *Odontolabis* of Hope. One of its chief characters is the absence of the spine behind the eyes; it also differs essentially in the size of the mandibles, which never attain to any considerable development, and seldom exceed the length of the head. The species are from East India, China, and the islands of the Indian Ocean.

NEOLUCANUS SAUNDERSII ♂, Parry. (Pl. IX. fig. 3.)

N. fusco-brunneus, nitidus; mandibulis capite paulo longioribus, curvatis, intus excavatis, versus apicem irregulariter serrate dentatis, dentibusque duobus robustis, suberectis; capite antice emarginato, angulis ante oculos acutis; prothorace lateribus antice rotundatis, angulis posticis emarginatis; elytris glabris, extus marginatis; tibiis anticis irregulariter spinis 4 vel 5 instructis, quatuor posticis inermibus.

Long. corp. unc. 2; mandib. lin. 6.

Hab. Ind. Or. Coll. Parry (spec. unicum).

The totally different form of the mandibles, and especially the two very singular sub-erect teeth with which each of them is armed, sufficiently distinguish this insect from *O. Baladeva*, Hope, to which in its general form it has a remarkable similarity.

NEOLUCANUS CINGULATUS ♀, Parry. (Pl. IV. fig. 3.)

N. nigro-castaneus, nitidus, subparallelus; elytris singulis vittâ obliquâ flavâ ab humero ad apicem notatis.

Long. corp. unc. 1, lin. 3.

Hab. Malacca. Coll. Castelnau (spec. unicum).

I am indebted for my acquaintance with this species, and also for the drawing from the pencil of M. Migneaux, to Count Mniszech. It is allied to *O. castanopterus*, Hope, from northern India.

NEOLUCANUS CHAMPIONI ♂, Parry.

L. niger, sub-opacus; prothoracis elytrorumque lateribus paululum explanatis; mandibulis brevibus, apicibus subfurcatis, lateribus intus excavatis, sex-denticulatis; capite prothoraceque granulosis.

Long. corp. (mandib. incl.) lin. 14.

Hab. China.

This species is similar both in form and character to *N. Sinicus*,

described and figured by Mr. W. Saunders in *Trans. Ent. Soc. N. S.* iii. 48, pl. iv. figs. 2 & 3; the colour of the latter is dark chestnut, whilst *L. Championi* is dull black; it was taken by the late Major Champion at Hong Kong, but specimens have subsequently been received from the interior of China, collected by Mr. Fortune.

Gen. CLADOGNATHUS, Burm. *Handb. d. Ent.* v. 364.

Macrogathus, Hope, *Cat.* p. 5.

Metopodontus, Id. p. 4.

Prosopocoilus, Id. p. 4.

This genus, to which Dr. Burmeister united *Hexarthrius* and *Cyclophthalmus* of Hope, includes a larger proportion of species than any other belonging to the *Lucanoid Coleoptera*, comprising nearly sixty in number; which, with the exception of a few from the eastern and western coasts of Africa, are all either from India and China, or the islands of the Indian Ocean. It includes also the sub-genera *Metopodontus* and *Prosopocoilus* of the same author, both established with reference to the number of spines upon the tibiæ as well as upon the bimucronated and excavated anterior part of the head.

First, with regard to the tibial spines: these are often found to be most variable, and as generic characteristics are, I think, unworthy of the importance which has been attributed to them, especially as a rigid adherence to such a system necessitates the wide separation of species in all other respects intimately related.

Secondly, with regard to the binodose or strongly excavated character of the anterior portion of the head: this formation is so entirely dependent upon the development of the individual, that it cannot be regarded even as a specific, much less a generic character. I have, therefore, deemed it advisable to unite both *Metopodontus* and *Prosopocoilus* with the genus *Cladognathus* of Dr. Burmeister, which must only be considered after all as a temporary refuge for a vast number of species, forming a peculiar group in this family, and sufficiently aberrant in form and character to justify perhaps their separation into several genera, but our present knowledge of the species is too limited to warrant more than a sectional arrangement.

CLADOGNATHUS POLITUS ♂, Parry (♀ ignota). (Pl. X. fig. 5.)

C. castaneo-fuscus, nitidus; mandibulis brevibus, curvatis, dentibus tribus armatis; capite supra oculos angulato;

elytris glaberrimis, sutura late nigro-fusca; tibiis anticis denticulatis, quatuor posticis unispinosis.

Long. corp. unc. 1, lin. 4; mandib. lin. 4.

Hab. Ind. Or. Coll. Parry (spec. unicum).

Head with the vertex smooth, punctured, more thickly so on the sides. Mandibles scarcely longer than the head, depressed, gradually curved, with a strong prominent tooth near the base, and two smaller ones before the tip; clypeus faintly trilobed. Head deeply emarginate in front, anterior angles bisinuate, deeply and coarsely punctured on the sides, slightly depressed on the vertex. Prothorax wider than the elytra, closely punctured in front and at the sides. Posterior angles armed with a small spine. Scutellum punctured. Elytra smooth, of a ferruginous brown, the sutural portion nearly black, minutely and sparsely punctate, more especially at the sides; humeral angles prominent.

CLADOGNATHUS QUADRINODOSUS ♂, Parry (♀ ignota).

(Pl. VIII. fig. 4.)

C. ferrugineo-fuscus; capitis vertice minute quadrituberculato; mandibulis gracilibus, porrectis, apicibus acutis, intus spinis 8 vel 9 minimis irregulariter dentatis; tibiis intermediis denticulo minimo instructis, posticis inermibus; tarsis subsetosis.

Long. corp. lin. 9; mandib. lin. 5.

Hab. Ind. Or. Coll. Parry, etiam Mus. Brit.

Above ferruginous-brown, beneath lighter. Head deeply punctured, with four minute tubercles arranged transversely on the vertex. Mandibles elongate, narrow, and acute at the tips, of the same length as the body, and armed with 8 or 9 minute teeth and tubercles. The sides of the thorax almost straight. Body convex. Outer edge of front tibiæ minutely crenulated.

CLADOGNATHUS CINCTUS, Montrouzier, Fanne de l'Île de Woodlark, p. 27.

This species is also, according to Mr. Wallace, found in the Islands of New Guinea, Ki and Arou, and must be considered as very questionably distinct from *C. Bison*, differing in having the four posterior femora entirely black beneath, and the anterior with a small rufous spot, whereas in *C. Bison* the rufous patch exists on all the femora; in other respects they appear to be closely allied. I am not acquainted with a fully developed specimen; those in the collection of Mr. Wallace, and my own, being medium varieties.

CLADOGNATHUS WALLACEI ♂, Parry (var. max., ♀ ignota).
(Pl. VII. fig. 2.)

C. niger; elytris dorso fusco-castaneo, lateribus nigro-marginatis, vittâ flavâ latiusculâ notatis; labro producto, trigononico; mandibulis porrectis, haud arcuatis, irregulariter denticulatis, et intra basin versus fortiter emarginatis; tibiis anticis extus irregulariter denticulatis, quatuor posticis inermibus.

Long. corp. fere unc. 2; mandib. lin. 8.

Hab. Ins. Gilolo. Coll. Wallace.

Mandibles nearly straight, slightly curved from the base to the apex, which is bifurcate, the general surface flattened; internally at the base deeply emarginate, with one strong tooth just before the middle, and two smaller ones behind and before it.

Head with a large oblique flattened space on the crown, emarginate in front, anterior angles obliquely truncate, sides slightly swollen behind the eyes; labrum short, subtriangular, general surface shining, but very delicately shagreened, covered beneath with ferruginous hairs. Prothorax considerably wider than the head, smooth, anterior angles somewhat produced, and truncate; anterior and posterior margins bisinuate, sides slightly waved, posterior angles obliquely truncate. Elytra widest just below the humeral angle, deep chestnut brown, narrowly margined with black, with a widish yellow vitta extending from the shoulder nearly to the apex, the vitta narrowest at the humeral angle. Legs black, anterior tibiæ armed externally with two teeth and a few slight crenulations, intermediate and posterior tibiæ unarmed; femora and trochanters of intermediate and hind legs furnished behind with a narrow line of brownish hairs.

This unique and fine species is named after A. R. Wallace, Esq., to whose indefatigable exertions natural history in general is so much indebted. Although somewhat approaching in general appearance the gigantic species of the genus *Odontolabis*, it bears nevertheless, I think, a nearer affinity to the species of that section of the genus *Cladognathus* which Mr. Hope in his Catalogue designated as *Prosopocoilus*, and of which *Cladognathus Lafertei* may be considered the representative.

CLADOGNATHUS LAFERTEI ♀. (Pl. VIII. fig. 5.)

C. Lafertei ♂, Reiche, Revue Zool. 1852.

Fœm.—*C. fuscus*; capite rugoso-punctato, postice lævigato; mandibulis brevibus, rugosis, unidentatis; elytris pallide ferru-

gineis, inæqualiter punctatis, suturâ ad basin marginibusque nigro-fuscatis.

Long. corp. (mandib. incl.) unc. 1.

Hab. N. Hebrides.

Female with the head rather coarsely punctured, except on the vertex, which is smooth. Mandibles short, punctured, the left with a tooth a little before the apex, the right with one near the base. Prothorax coarsely punctate, especially at the sides and in front; elytra punctate, having some of the punctures disposed in lines; the external margin of the front tibiæ crenulated, of the intermediate and posterior armed with a single spine.

This species was found rather abundantly at New Hebrides, by Mr. M. Gilleray, the naturalist to the expedition of H. M. S. Herald.

The locality of New Holland assigned to it by Mons. Reiche appears to be erroneous.

CLADOGNATHUS TRAGULUS, Voll. (Pl. VII. fig. 6).

♂ *C. Tragulus*, Voll. Tijd. v. Ent. iv. 113, tab. vii. fig. 4, 5, 6 (1861).

C. productus, Parry, Proc. Ent. Soc., 1862, p. 109.


Fœm.—*C. niger*, subnitidus; clypeo parvo, rotundato; mandibulis brevibus, arcuatis, unidentatis, rugoso-punctatis; capite rugoso-punctato, postice lævi; prothorace antice angustato, lateribus rotundatis, fusco-cinnamomeis, plagâ obliquâ nigrâ notatis; tibiis quatuor posticis denticulo parvo armatis.

Long. corp. lin. 11—12.

Hab. Ternate (nec Sumatra).

On my recent visit to Leyden, having an opportunity of consulting the specimens described by M. van Vollenhoven in his interesting memoir above referred to, I ascertained that the insect described and figured by him, fig. 6, as the ♀ of *Tragulus* is in fact the ♀ of *D. purpurascens* (var. *Saiga?*); vid. tab. vii. fig. 1.

There are several specimens in the collection, and M. van Vollenhoven kindly presented me with the one from which the present diagnosis is drawn up. With reference to my description of *C. productus* ♂, as having the intermediate tibiæ unarmed, I find, having subsequently examined numerous fully developed specimens, that this is an error, and upon again referring to the type specimen in Mr. Wallace's cabinet the rudiment of a very minute tubercle, but scarcely visible to the naked eye, is found to



exist; this tubercle ought to have been represented in Pl. VII. fig. 6.

CLADOGNATHUS ASSIMILIS ♀, Parry (♂ ignotus).

productus ♀, Parry, Proc. Ent. Soc.,
1862, p. 109.

Fœm.—*C. niger*, subnitidus; clypeo parvo, rotundato; mandibulis brevibus, unidentatis; capite antice rugoso, punctulato, postice læviusculo; prothorace antice angustato, lateribus oblique rotundatis, fulvo-brunneis, in medio nigro-maculatis; elytris fulvo-cinnamomeis, marginibus externe et sutura tenuiter nigris; pedibus rugoso-punctatis, nigris; tibiis intermediis denticulo minuto armatis, posticis inermibus.

Long. corp. (mandib. incl.) unc. 1.

Hab. Ins. Waigiou. Coll. Wallace. Specimen unicum.

The above description was originally given as that of the ♀ of *C. productus* (but which species has now proved to be identical with *C. Tragulus*, Voll.). I have, however, since my recent visit to Leyden, ascertained, as already previously stated, that it is not the ♀ of *C. Tragulus*, from which it differs in the uniform colour of the elytra and in the posterior tibiæ being unarmed. Unfortunately the ♂ of this new species is at present unknown.

CLADOGNATHUS ZEBRA ♂, Oliv. Ent. i. 24, 20, tab. v. fig. 17.

Thunb. Mem. Nat. de Moscou, i. 206.

Voll. Tijd. v. Ent. iv. 108.

(Pl. IV. fig. 5, ♀.)

Lucanus Zebra. Mandibulis porrectis, versus apicem denticulatis; thorace elytrisque testaceis, nigro-maculatis.

Lucano suturali paulo major. Mandibulæ porrectæ, longitudine capitis, denticulatæ, nigræ. Caput nigrum, fulvo-pubescens.

Thorax lævis, testaceus, maculâ magnâ dorsali, maculâ oblongâ utrinque punctoque marginali nigris. Elytra testacea, maculâ baseos vittâque mediâ latâ abbreviatâ nigris.

The above is Olivier's description of this rare species; the type specimen (♂) described from the cabinet of M. Raye is now in the Museum of Leyden, with the locality of "Birman Empire" attached to it, although Olivier makes no mention of its habitat. The ♀, a single specimen of which is in the collection of Count Mnischev, is now figured Pl. IV. fig. 5.

CLADOGNATHUS SUTURALIS ♂, Oliv. Ent. i. 16, tab. iv. fig. 12.

Lucano parallelipipedo paulo major. Antennæ nigræ. Mandibulæ

exsertæ, apice acutæ, intus basi denticulatæ, nigro-testaceæ, longitudine capitis. Caput supra testaceum, marginibus vittaque media bifurcata nigris. Thorax testaceus, elytris capiteque latior, marginibus tenuissimè puncto utrinque vittaque media nigris. Scutellum nigrum. Elytra testacea, marginibus tenuissimè suturâque nigris. Corpus subtus pedesque nigro-brunnea.

Long. unc. 1, lin. 3.

Hab. Siam aut Malacca.

Another rare species to which Olivier assigns no locality; the only specimen I am acquainted with is in my own collection; it is either from Siam or Malacca. Closely allied to *O. occipitalis*, Hope, from which the unarmed posterior angles of its head, independent of its coloration, amply suffice to distinguish it.

CLADOGNATHUS PERPLEXUS ♂, Parry (var. minor, ♀ ignota).

C. rufo-castaneus, sublente minute punctatus, marginibus suturâque nigrescentibus; mandibulis brevibus, apicibus acutis, marginibus internis intus sex-dentatis; tibiis intermediis minute tuberculatis, posticis inermibus.

Long. corp. (mandib. incl.) unc. 1.

Hab. Ind. Or. Coll. Parry.

A single specimen only of the above is in my collection; it most resembles in general appearance and colour the var. minor of *C. dorsalis*, Erichson, differing however in having the intermediate tibiæ slightly armed and in the colour of the elytra being uniform, whereas in *C. dorsalis* the disk of the elytra is remarkable for its shiny polished character, whilst the sides are sub-opaque.

CLADOGNATHUS ATTENUATUS ♂, Parry (♀ ignota). (Pl. IV. Fig. 2.)

C. fulvo-testaceus; mandibulis, antennis, pedibusque luteo-squamosis; mandibulis arcuatis, capite parum brevioribus, intus irregulariter serratis; prothorace capite latiori, lateribus fere rectis, angulis posticis emarginatis; elytris angustis, versus apicem attenuatis; tibiis anticis extus quadridenticulatis, quatuor posticis inermibus; tarsis subtus setosis.

Long. corp. (mandib. incl.) lin. 11.

Hab. Malacca. Coll. Castelnau et Mniszech.

CLADOGNATHUS SQUAMILATERIS ♂, Parry (var. minor).

C. fusco-niger, nitens, subparallelus; mandibulis brevibus, ir-

regulariter minute dentatis; elytrorum prothoracisque marginibus lateralibus pilis cinereis tectis; tibiis quatuor posticis inermibus.

Long. corp. (mandib. incl.) unc. 1.

Hab. Borneo, Malacca. Coll. Parry, Wallace et Saunders.

Since my notice of this species in the Proc. Ent. Soc., 1862, p. 110, specimens of both sexes have been received from Malacca; the female is also characterized by having the sides of the prothorax and elytra covered with a thick greyish pubescence, whilst the remainder of the body is of a highly polished character.

CLADOGNATHUS ELEGANS ♂, Parry (♀ ignota). (Pl. VIII. fig. 3.)

C. cinnamomeus, gracilis; mandibulis capite paulo longioribus, arcuatis, depressis, ante apicem dente truncato instructis; capite antice fortiter emarginato; elytris punctatis, subtiliter striatis, sutura fuscata.

Long. corp. (mandib. incl.) lin. 8.

Hab. Ind. Or. Coll. Parry.

Of a cinnamon-brown; mandibles flattened, gradually bent to the apex, which is very acute, externally before the tip is a broad, flat, truncate tooth, separated from the apex by a deep longitudinal fissure; sides of the prothorax with numerous scattered punctures, the middle smooth except on the dorsal line, where it is sparsely punctate; above the posterior angle is a slight blackish tubercle; the anterior and posterior margins are somewhat fuscous. Elytra with the suture very smooth, polished and brown, the rest cinnamon-coloured, rather thickly punctured and striated, the striæ disappearing before the tip. Anterior tibiæ armed externally at the apex with three teeth, and with a minute one about the middle; posterior tibiæ simple, with lines of punctures. Abdomen beneath with the segments narrowly margined with brown.

CLADOGNATHUS FLAVIDUS ♂, Parry (var. max., ♀ ignota).

(Pl. VIII. fig. 2.)

C. castaneus; mandibulis, capite, thorace, suturaque nigro-marginatis; mandibulis elongatis, subdepressis, intus quadridentatis, dente ante apicem obtuso, dente medio elongato subtrigono; tibiis inermibus.

Long. corp. unc. 1, lin. 6; mandib. lin. 5.

Hab. Ind. Or. Coll. Parry.

Yellowish-chestnut, margined with black. Head broader than long, rather narrower than the prothorax; sides behind the eyes

slightly arcuate, in front notched. Mandibles as long as the head and prothorax together, depressed, a small tooth near the base, a smaller blunt tooth behind the middle, closely followed by another rather large and triangular; close to the apex is an obtuse tooth, separated from the preceding by a rounded sinus. Prothorax chestnut, narrowly margined with black, considerably wider than the elytra at the base, sides slightly rounded, obliquely emarginate behind, the emargination with a tooth in front, and above the posterior angles a fovea. The elytra of a pale chestnut-brown, finely and closely punctured, shining, the suture somewhat darker, the humeral angles prominent. The tibiæ are all entirely without teeth.

CLADOGNATHIUS FULVONOTATUS ♂, Parry (var. max., ♀ ignota).
(Pl. VI. fig. 3.)

C. nigro-brunneus, æneo-tinctus; prothorace lateribus fulvo-bimaculatis; elytris dorso valde politis, linea fulva pone humerum fere ad apicem ducta notatis.

Long. corp. lin. 10; mandib. lin. 4.

Hab. Ind. Or. (Cherra Pounga, Ponjee?) Coll. Parry.

Head smooth, dark brown, with a slight greenish hue; mandibles elongate, narrow, sides nearly parallel, apex slightly forked, with a wide, somewhat truncate bifid tooth just beneath; clypeus slightly sinuate. Prothorax of the colour of the head, anterior and lateral margins passing into ferruginous brown; on each side are two fulvous spots, nearly parallel with the lateral margin, the posterior the largest, ovate; scutellum slightly punctured. Elytra with the disc flattened and highly polished; from behind each shoulder a fulvous line proceeds nearly parallel with the sides, curves towards the suture near the apex, and is dilated towards the end. Underside of body and sides of mandibles ferruginous; all the femora have a broad fulvous ring; the fore tibiæ are irregularly serrated on the outer edge, the intermediate with one small tooth about the middle, and the posterior unarmed.

CLADOGNATHIUS BISIGNATUS, Parry. (Pl. VII. fig. 3 ♂, 5 ♀).

C. niger, subæneus, glaberrimus; mandibulis brevibus, in medio unidentatis; elytris singulis ad apicem macula (♀) aut striga (♂) fulva notatis; femoribus intermediis et posticis fulvo-maculatis.

Long. corp. (mandib. incl.) lin. 10.

Hab. Ind. Or. (Cherra Pounga, Ponjee?). Coll. Parry.





Head of ♂ smooth, with a few scattered punctures near the eye; mandibles of the same length as the head, acute at the apex, in the middle with a projecting lobe, the edge of which is crenulated; the clypeus wider than in the ♀, slightly emarginate; the prothorax is smooth, darker than the elytra, slightly convex, posterior angles rounded; elytra smooth, æneous, with a row of minute punctures near the suture, and parallel with it an oblique yellow line near the apex; the femora of the four posterior legs on the underside with a small yellow patch; the anterior tibiæ irregularly crenulated externally with four or five prominent tubercles; the intermediate are armed with a small spine, the posterior unarmed. The ♀ is broader and more convex than the ♂, the head is distinctly punctured, with two slight elevations on its surface; mandibles short and acute, with a distinct tooth in the middle; the prothorax is very smooth on the disc, distinctly punctured on the sides as well as upon the anterior and posterior margins, with the hinder angles rounded. Scutellum with a few scattered punctures; elytra more convex than in the ♂, with the sides parallel, smooth in the centre, but punctured at the base, lateral margins and apex, and with a small, yellow, nearly round spot near the apex. The fore tibiæ are crenulated, with four or five small prominent tubercles, the four posterior are armed with a small spine near the centre, and as in the ♂ the four posterior femora have a small fulvous patch on the underside.

CLADOGNATHUS MODESTUS ♂, Parry (♀ ignota).

(Pl. XII. fig. 1.)

C. brunneo-castaneus vel *nigro-piceus*, prothoracis et elytrorum lateribus fulvis; capite, mandibulis, tarsis, antennisque nigris; capite transverso, parvo, tenuissime granuloso, antice depresso, paulo emarginato, pone oculos obtuse angulato; mandibulis gracilibus, capite paulo longioribus, curvatis, rugoso-punctatis, ante medium dente interno obtuso suberecto armatis, apicibus dilatatis, bidentatis; prothorace angulis anticis rotundatis posticisque obliquis, minute granuloso, disco nitido; elytris castaneis, nitidis, marginibus latis luteis, subopacis; corpore infra nigro-rufescente; tibiis anticis extus serrulatis, 4 posticis inermibus.

Long. corp. lin. 10; mandib. lin. 2.

Hab. in Africa occ. tropicali. Coll. Parry. Specimen unicum.

The general appearance of this new species allies it closely to *C. faber*, Thomson, from which, however, it may readily be dis-

tinguished by the short obtuse posterior angles of the head, the oblique posterior angles of its prothorax, and the well-defined luteous margin of the elytra.

For the figure of this species, and the following description and remarks, I am indebted to Prof. Westwood.*

[This species somewhat closely resembles *L. faber*, Dej., from Guinea, especially in the tothing of the mandibles, but that species possesses a spine in the middle of the intermediate tibiæ. It is most nearly allied to *Cl. picipennis*, Hope, Cat. Lucan., from Cape Palmas, but the head of that species has the lateral margins behind the eyes only slightly dilated, and the mandibles of the large variety of the male are differently toothed: it has also a triangular point in the middle of the clypeus. The upper surface of the head is opaque, and entirely covered with extremely minute granules (as is also that of the prothorax), the space behind the eyes being strongly punctate. The anterior lateral angles of the head are obliquely truncate, posteriorly produced, somewhat rounded and extending half across the eye: in front of the eye is a moderately raised obtuse tubercle. The anterior margin of the head is bisinuated, the clypeus being transverse, short, with the anterior rounded. The lateral margin of the head, behind each of the eyes, is produced into a rounded lobe. The mandibles are rather longer than the head, somewhat slender, regularly curved, strongly punctured, with an obtuse spine directed inwards beyond the middle of the inner margin; the apex somewhat digitated, with a small subapical tooth, between which and the spine is a broad obtuse tooth. The mentum is of moderate width and very rudely punctured. The prothorax is rather broader and more glossy than the head, with the anterior angles rounded, the sides but slightly oblique and the hind lateral angles obliquely truncate; the sides are broadly dark fulvous, with a very slender raised black margin also extending along the bisinuated hind margin of the prothorax: near the hind angles is a dark lateral spot on each side; the scutellum is very finely punctured, as is also the base of the elytra. The latter are very glossy, almost quite smooth, very dark chestnut down the middle, with a broad lateral border of fulvous, the extreme lateral margin being raised and black. The legs are pitchy black, with the femora castaneous, the fore tibiæ are serrulated along the outer edge and armed with three stronger teeth at the apex, the four posterior tibiæ are destitute of a spine in the middle of the outer margin. The body

* See note *, ante, p. 17.

beneath is dark castaneous, glossy, almost impunctate, with the abdomen black.

Pl. XII. fig. 1. The insect somewhat magnified; 1a, the left side of the head with the clypeus; 1b, the extremity of the right mandible; 1c, the mentum, with the four palpi in situ.—J. O. W.J

CLADOGNATHUS DECIPIENS ♀, Parry. (Pl. IV. fig. 4.)

C. niger, nitidus; elytris fusco-castaneis, marginibus vitta flava latiuscula notatis; capite parvo, antice impresso, tenuissime punctato; prothorace lateribus rotundatis, dorso postice utrinque foveolato; elytris lævibus; tibiis anticis angustis, extus crenulatis, quatuor posticis unidentatis, tarsis subtus setosis.

Long. corp. unc. 1.

Hab. Malabar.

The only example of this species with which I am acquainted is in the cabinet of Count Mnischek. In the rich collection of the Leyden Museum there exists an undescribed ♂ specimen, the general sculpture of which induces me to refer it to the present species; but the habitat not being given, and the fact that the head affixed to the specimen has the appearance of belonging to a different species, prevent me from speaking with greater certainty as to their identity.

CLADOGNATHUS DORSALIS, Erichson, Act. Acad. Cæsar.

Leopold. v. 16, Suppl. tab. 37, fig. 6.

♂ (var. max). *C. castaneus*, plagâ magnâ lævissimâ prope suturam; corpore subtus, antennis, mandibulis, pedibusque nigro-piceis.

Rufo-castaneus, nitidus; capite magno, antice emarginato, margine elevato; mandibulis capite cum prothorace paulo longioribus, falcatis, depressis, intus irregulariter armatis, apicibus curvatis; prothorace lateribus fere rectis, subopacis, angulis posticis paulo emarginatis, maculâ utrinque nigrâ indistinctâ versus angulos posticos, dorso nitido; elytris dorso lævissimo, lateribus subopacis; tibiis anticis rectis, denticulis 4 vel 5 parvis instructis, posticis quatuor inermibus.

Long. corp. unc. 1, lin. 5; mandib. lin. 7.

Erichson (l. c.) described the female only, the male being apparently unknown to him. Dr. Burmeister, Handb. d. Ent. v. 370, has referred *L. cavifrons* (Burm. MS.), Hope, Cat. p. 13, to the above described species; this is undoubtedly an error. Neither

the Rev. F. W. Hope nor Dr. Burmeister ~~was~~ acquainted with the veritable male of Erichson's species, which is now described for the first time, and which differs essentially from *C. cavifrons* (var. max.), Hope, by its broader and more convex form, the highly polished dorsal patch on the elytra, and in the structure of the mandibles, which in the insect now under consideration are somewhat broader, strongly curved at the apex, destitute of the flat basal tooth, and instead of the group of subapical teeth only, as in *C. cavifrons*, are armed with a stout tooth placed a little above their centre, with four or five smaller ones between it and the apical tip; some of these teeth, however, may be more properly called nodose elevations. The anterior tibiæ moreover are straight, and not curved as in *C. cavifrons*.

The female is equally to be distinguished from that of *C. cavifrons* by its more robust and convex form; the anterior tibiæ are considerably more dilated, their outer edge also strongly denticulated; the four posterior tibiæ, like all the females of this genus (with the exception of *C. cavifrons*), are armed with a single spine.

CLADOGNATHUS CAVIFRONS, Hope.

♂ *Lucanus cavifrons*, Hope, Cat. p. 13 (var. max.).

♀ *L. tenuipes*, Id. Cat. p. 18.

Odontolabis tenuipes, Id. Cat. p. 5.

The only two specimens of *L. tenuipes*, Hope, with which I am acquainted are in the Hopeian Collection and the British Museum, and were obtained by Mr. Cuming during his visit to the Philippines; after careful examination, I have satisfied myself, from the general sculpture of the head and the short strongly-punctate mandibles, that both these specimens are females; but from the remarkable slenderness of the anterior tibiæ, and from the absence of spines on those of the four posterior legs, they have somewhat the appearance of males with short undeveloped mandibles. The specimen described by Mr. Hope is somewhat darker than that of the British Museum, assimilating more in colour with the male, which is chestnut-brown. While, on the one hand, the unarmed tibiæ of the four posterior legs would assign *tenuipes* to the genus *Odontolabis*, in which Mr. Hope placed it, its slender fore tibiæ and general structure of body place it indubitably with those insects which belong to the genus *Cladognathus*, and I am strongly inclined to believe that it is the ♀ of *C. cavifrons*.

CLADOGNATHUS APPROXIMATUS ♂, Parry (var. max.).

C. nigro-castaneus, nitidus; capite subquadrato, antice depresso, emarginato, subopaco, confertissime punctulato; mandibulis gracilibus, capiti cum prothorace longitudine æqualibus, fere rectis, intus spinis 3—5 armatis, apicibus furcatis; prothorace transverso, elytris latiori, lateribus fere rectis, angulis posticis obtusis, dorso sublævigato, tenuissime granuloso; elytris nitidis, sublente minute punctulatis, apicem versus attenuatis; tibiis anticis extus irregulariter denticulatis, quatuor posticis simplicibus.

Long. corp. unc. 1; mandib. lin. 7.

Hab. Cochín China, Laos. Mus. Saunders et Parry ♂, ♀.

Collected by the late M. Mouhot, and allied to *C. Buddha*, Hope (Trans. Linn. Soc. xix. 107), the type specimen of which is in my own collection, but differs in the form and armature of the mandibles, in the head being wider and much less emarginate in front, and in the narrow and more attenuated form of the elytra.

CLADOGNATHUS EXIMIUS, Parry.

C. castaneus, nitidus (♂ var. med.); mandibulis nigris, capitibus longitudine, subtrigonis, suprâ crebre punctatis, intus obtuse denticulatis; capite magno, nigro-piceo, depresso, late semicirculariter emarginato, margine antice leviter elevato; prothorace transverso, capite elytrisque latiori, confertissime granuloso, angulis anticis rotundatis, posticis obtusis, lateribus utrinque macula nigra notatis; elytris tenuissime punctatis, suturâ late nigro-marginatâ; subtus fusco-ferrugineus; antennis pedibusque piceis; tibiis anticis extus serratis, intermediis spina acuta armatis, posticis tuberculo parvo instructis.

Long. corp. (mandib. incl.) unc. 1, lin. 4.

♀ Mandibulis brevibus, intus unidentatis; capite rugoso-punctato; prothorace lateribus rotundatis, parce fortiterque punctato, disco nigro-piceo; elytris crebre irregulariterque punctatis.

Long. corp. unc. 1.

Hab. Afric. Occ. Coll. Parry.

This species is allied both to *C. Senegalensis*, Klug, and *C. quadridens*, Hope, from which, however, its rich chestnut colour, similar to that of *C. Savagei*, Hope, at once distinguishes it.

CLADOGNATHUS SENEGALENSIS, Klug.

Lucanus Senegalensis ♂, Klug, Erm. Reis. Atl. 38, 103.

Dr. Burmeister in his *Handbuch der Entomologie*, v. 371, gives this insect as synonymous with *Lucanus Antilopus* ♂, Swederus (*Act. Holm.* 1787, iii. 186, tab. viii. fig. 3); in this I do not feel disposed to agree, since Swederus describes the prothorax of his species as "lateribus subrotundatis," and figures the four posterior tibiæ as being unarmed—characters quite at variance with the true *Lucanus Senegalensis* of Dr. Klug, a specimen of which from my own collection I have recently compared with the typical insect in the Berlin Museum. This species is readily distinguished in having the posterior angle of the prothorax strongly emarginate, as well as the anterior angle of this emargination being armed with a small acute spine; hence Mons. Gory applied the specific epithet of *bispinosus* to the female (according to a specimen so ticketed in the Oxford Museum). The mandibles are nearly straight in all their different developments, and the four posterior tibiæ are armed each with a single spine. As regards the veritable *L. Antilopus* of Swederus, I am inclined, from the description as well as from the figure, to refer it to *Lucanus quadridens*, Hope (var. minor), with which it agrees in the form of the mandibles (representing evidently those of an undeveloped male, and characterized as such by the description "mandibulis capite vix longioribus"), in the posterior angles of the thorax being rounded, and in the absence of the spines from the four posterior tibiæ; although I must remark that in fully developed individuals a minute tubercle is occasionally seen on the intermediate tibiæ. These spines or tubercles on the tibiæ, however, are, as I have already had occasion to state, most capricious, depending considerably, as to their size, and even for their very existence, on the maturity of growth the insect may arrive at, and can in no way be relied upon either specifically or generically.

In respect to the *L. Antilopus*, Burm., *Hand. der Ent.* v. 371, this insect may possibly be identical with *L. Senegalensis*, Klug, but as no mention is made of the posterior angles of the prothorax being rounded or emarginate, or of the existence or non-existence of the spine alluded to by Dr. Klug, it is difficult to fix exactly the species to which it ought to be referred. If identical with *Senegalensis*, Klug, it certainly is not the *Antilopus* of Swederus; and should it be a more fully developed specimen of *Antilopus*, Swed., (as the mandibles are described as being as long as the head and

Prothorax

body together) it will then, I think, prove, as intimated above, to be synonymous with *L. quadridens*, Hope, a specimen of the latter in my own collection corresponding so exactly with both the description and figure of Swederus that it makes me very much disposed to unite them together.

CLADOGNATHUS CURVIPES, Hope, Cat. p. 25 (♀).

♂ C. subconvexus, niger, nitidus, tenue punctatus; capite magno, antice emarginato, crebre punctato, medio triangulariter impresso, lateribus pone oculos inflatis; mandibulis capite vix longioribus, suberectis, apicibus acutis, intus profunde excavatis et irregulariter denticulatis; prothorace lateribus (ut in ♀) subserratis, angulis anticis rotundatis, posticis obtusis, spina minuta armatis; elytris angulis humeralibus acutis; tibiis anticis irregulariter serratis, intermediis spina minuta instructis, posticis simplicibus.

Long. corp. (mandib. incl.) lin. 9.

Hab. Ind. Or. Coll. Parry.

In the female, which sex alone was known to Mr. Hope, the anterior tibiæ are curved exteriorly, whence the specific name; those of the male however are but very slightly curved. The small lateral spine existing on the prothorax of the male is often very indistinct in the female; the rudiment however of it is mostly to be traced. The peculiar formation of the mandibles in the present insect, and its small size, render it one of the most conspicuous species of the genus in which, for the present, I have placed it.

CLADOGNATHUS RUDIS ♀, Westw.* (Pl. XI. fig. 4.)

[*Dorcus* (*Prosopocoilus*?) *rudis*, Westw.]

Fœmina.—Tota nigra, rude punctata; elytris costatis, interstitiis punctatissimis, capitis angulis anticis lateralibus obliquis, oculis septo dimidiatim incis; prothoracis angulis posticis oblique emarginatis, elytris angulo humerali prominenti notatis.

Long. corp. (cum mandib.) lin. 10.

Hab. India vel Insulis Indicis? In Mus. D. Parry.

The unique insect on which this species is here proposed is a female of a glossy black colour, distinguished from the majority of the females of the genus *Dorcus* by the oblique emargination of

* See note * *ante*, p. 17.

the posterior angles of the prothorax, in which respect it agrees with *Luc. punctiger*, Hope (Cat. Lucan. p. 24; Linn. Trans. xviii. p. 592), but which differs from the present species in the elytra being destitute of costæ, and in its much less strongly punctured prothorax. The type specimens of the last-mentioned species are females, and are regarded with considerable probability by Major Parry as the other sex of *L. bulbosus*, Hope, which, with other African and Indian species, constitutes Mr. Thomson's second section of *Prosopocoilus*.

The head is very rudely punctured on the upper side; the anterior lateral angles are obliquely rounded off; the clypeus forms a bilobed projection; the mandibles are rather small, acute at the tips, with a tooth beyond the middle of the inner margin; on the middle of the crown are two irregular smooth patches, and there is a somewhat elevated space between each eye and the base of the antennæ; the eye is divided through its anterior half by the sharp curved canthus. The mentum is short, almost semicircular, and rudely punctured. The maxillæ are short, the inner lobe terminating in a sharp, hooked spine (a character also found in the female of *Pr. Martini*, Hope, an African species of this sub-genus). The labium is terminated by two elongated, strongly-setose lobes, and the labial palpi are rather long, slender, and with the terminal joint thick and ovate. The prothorax is strongly punctured, the sides are rounded and slightly serrulated, the posterior lateral angles are obliquely emarginate. The elytra are elongate, somewhat parallel, each with three strong costæ, the middle one interrupted near the shoulder; between the raised suture and the first costa are two slender lines edged with punctures, and the interstices between the costæ are very closely and finely punctured. The extremity of the elytra is also very thickly punctured. The body beneath is but slightly punctured, except at the sides of the metasternum and apical segment of the abdomen. The fore tibiæ are armed with five teeth, of which the two at the apex are the largest, and the four posterior tibiæ have a spine in the middle of the outer edge of each.

Pl. XI. fig. 4. The insect magnified. *4a*, the head with one of the antennæ; *4b*, the eye half divided by the canthus; *4c*, maxilla; *4d*, mentum; *4e*, labium and palpi; *4f*, prosternum; *4g*, the same sideways.—J. O. W.]

CLADOGNATHUS NATALENSIS ♂ (var. max.), Parry.

C. picco-castaneus; elytris castaneis, suturâ tenuissime nigricanti; mandibulis capitis prothoracisque fere longitudine, falcatis, apicibus dilatatis, furcatis, interne spina minima obtusa armatis; clypeo parvo, binodoso; capite transverso, cum pro-

2. Bulbosus Hope. The description
is not at. Clypeus bituberculato.
The species, to have been
taken from a specimen of C. venicollis
the original, one with fig. correct.
Clypeus unidentitilo

thorace tenuissime granuloso, margine antico deflexo, vix emarginato, pone oculos spina obtusa armato; prothorace capite latiori, angulis posticis obliquis; elytris prothorace angustioribus, sublente minute punctulatis; pedibus, mandibulis, antennisque nigris; tibiis anticis irregulariter crenulatis, intermediis unidentatis, posticis tuberculo minimo instructis.

Long. corp. unc. 1, lin. 5; mandib. lin. 5.

Hab. Port Natal.

Allied to *C. faber*, Thomson, but is at once distinguished by its larger size and less glabrous character; it differs further in having the mandibles somewhat less curved, the sides of the prothorax straighter, and the absence of the small spine at the posterior angle. It belongs to that section of the African species of *Cladognathus* remarkable for the falcate form of the mandibles (which in fully-developed males are only armed at the apex), and in having the head furnished behind the eyes with a small obtuse tooth.

The female, as is frequently the case in other allied species of this genus, is more polished than the male, and has considerable affinity to the ♀ of *C. quadridens*, Hope, Cat. p. 14.

With the exception of a small species of *Dorcus*, *D. adpersus*, Boheman, recently described and figured by Professor Westwood (Trans. Ent. Soc., 3rd Ser., i. 435, pl. xvi. fig. 6), this is the only species of Lucanoid Coleoptera received in the numerous collections that have of late been transmitted to us from that rich entomological district of Africa, Port Natal. It appears in some of the continental cabinets under the manuscript name of *C. Vescoi*.

over, under
Pigulus et.
nigridius

CLADOGNATHUS SPENCII ♂, var. max., Hope, Tr. Linn. Soc. xviii. 589.

Macrognathus Spencii, Hope, Cat., p. 6.

bulbosus ♂, var. min., Hope.

The above insect, unique in the Hopeian Cabinet, was captured with other interesting species by W. Griffith, Esq., F.L.S., in the Assam district, and placed by the Rev. F. W. Hope in his Catalogue together with *Lucanus bulbosus* (also described in Tr. Linn. Soc. xviii. 589), in the sub-genus *Macrognathus*, immediately preceding the sub-genus *Platyprosopus*, both of which sub-genera appertain to the family *Dorcidæ*, and are respectively identical with the genera *Hemisodorcus* and *Eurytrachelus* of Mr. Thomson's "Catalogue of the Lucanidæ." *L. bulbosus*, Hope, a not very

uncommon species, has very properly been removed by Mr. Thomson to the genus *Cladognathus*, to which, from its general structure, it has evidently a much nearer affinity, and, as regards the other species, *L. Spencii*, the typical example of which is now before me, there appears to be but little doubt as to its being the var. max. of *L. bulbosus*, its chief characteristic consisting in a greater development of the mandibles and head, the former being considerably longer than the latter, arcuate, forked at the tip, and exhibiting in a slight degree only at their base the peculiar bulbous structure of the minor form, but still sufficiently apparent to trace the affinity.

Individuals of the var. max., or those presenting an extreme development of the mandibles, are but of rare occurrence among their respective species; and as regards *C. bulbosus*, of which numerous specimens have fallen under my notice, the present case is the only one I have met with. The name of one of our most celebrated Entomologists has been maintained, not only in right of priority of publication, but also in deference to his memory.

Gen. HOMODERUS, Parry.

Corpus subrotundatum, robustum. Clypeus transversus, bidentatus, antice leviter emarginatus. Mandibulæ capite vix longiores, falcatae. Caput magnum, transversum, antice depressum, infra oculos armatum. Antennarum clava 4-articulata, scaphus elongatus. Prothorax lateribus pone medium (in utroque sexu) sinuatis et spina acuta armatis; angulis anticis rotundatis, posticis emarginatis. Pedes graciles. Tibiæ posticæ in maribus inermes.

HOMODERUS MELLII, Parry, Proc. Ent. Soc. 1862, p. 107; Trans. Ent. Soc. 3rd Ser. i. 437, pl. xvi. f. 7 & 8. (Pl. XI. fig. 6.)

Mas.—H. fulvo-testaceus; mandibulis gracilibus, intus ad basin unidentatis et supra pone medium spinis nodosis tribus aut quatuor irregulariter armatis; capite sublente confertissime granuloso, supra oculos plagâ nigrâ notato; prothorace maculis quatuor nigris, transversim positis, in medio subtiliter longitudinaliter canaliculato; elytris lævissimis.

Long. corp. (mandib. incl.) fere unc. 2.

Hab. Afric. Occ. (Guinea, Old Calabar). In Mus. Parry, Mniszech et Murray.

Fem.—H. nigro-fuscus; mandibulis gracilibus, brevibus, rugoso-punctatis, et lente parvo apicem versus instructis; capite

irregulariter et fortiter rugoso-punctato; clypeo parvo, rotundato; prothorace luteo, maculis quatuor nigris transversim positis, duabus medianis magnis, antice connexis, lateralibus parvis, rotundatis; elytris singulis vittâ lutescenti flavâ ab humeris ad apicem notatis; pedibus nigris, femoribus supra flavo-rufo maculatis; tibiis anticis paulo curvatis, extus irregulariter tribus vel quatuor spinis minimis instructis, intermediis posticisque unidentatis.

Long. corp. (mandib. incl.) unc. 1.

In a former communication to the Society, I mentioned the affinity of this insect with *Mesotopus Tarandus*: subsequent investigation, however, leads me to place it near *Cladognathus*, and to refer it more particularly to the African species *C. faber*, *C. Natalensis* and *C. modestus*. It resembles these in having the head broad and armed behind the eyes; the mandibles slender and falcate; the legs likewise slender; the anterior tibiæ of the females slightly curved and not dilated as in *Mesotopus*, and the posterior tibiæ of the males unarmed.

Nevertheless, the wide and strongly produced emarginate clypeus, the short, broad form and polished fulvous colour of the elytra, as well as the sinuated character of the sides of the prothorax in both sexes, amply justify the creation of the genus proposed, which may be placed after *Cladognathus*.

This new and interesting insect was kindly presented to me by Mrs. Melly, and was unique in the magnificent collection of the late Andrew Melly, Esq., of Liverpool, to whose memory I have dedicated it. Another specimen has recently been received by Andrew Murray, Esq., from Old Calabar.

CYCLOMMATUS METALLIFER, Boisd.

Lucanus metallifer, Boisd. Voy. Astrolabe, pl. vi. fig. 20.

Cyclommatus æneomicans, Parry, Proc. Ent. Soc., 1862, p. 111.

Mas.—*C. glabratus*, fulvo-æneo nitens, sublente punctatus; clypeo concavo, triangulari; capite emarginato, sub vertice depresso, supra oculos angulato; mandibulis falcatis, subdepressis, capite thoraceque paulo longioribus, denticulis parvis plurimis subapicalibus intus armatis; elytris subparallelis; femoribus supra fulvo-striatis; tibiis inermibus.

Long. corp. unc. 1; mandib. lin. $4\frac{1}{2}$.

Fæm.—*C. fusco-brunneus*, rugoso-punctatus, æneo-tinctus, subtus æneus; mandibulis brevibus, infra et supra unidentatis; clypeo parvo, rotundato; prothorace transverso, lateribus

posticis emarginatis; elytris elongatis, subparallelis; femoribus supra ut in maribus fulvo-striatis; tibiis quatuor posticis unidentatis.

Long. corp. (mandib. incl.) lin. 10.

Hab. Batchian ♂, ♀. Coll. Wallace.

Since the publication of my description above referred to, I have ascertained that *C. æneomicans* is but a minor variety of *L. metallifer*, Boisd. (loc. cit.), the type specimen of which is in the Museum of the Jardin des Plantes; the female, however, had not previously been described. With reference to the armature of the tibiæ of the females in this genus, Mr. Hope was evidently in error in characterizing them as having the four posterior unarmed (vid. Cat. p. 5); the contrary is found to be invariably the case, each of them being provided with a single spine.

CYCLOMMATUS MAITLANDI ♂, Parry (♀ ignota).

(Pl. XII. fig. 4.)

C. purpureo-æneus, sparse cinereo-squamosus; capite maximo; antennis pedibusque nigris; mandibulis incurvatis, ad basim unidentatis, apicibus furcatis, denticulis 3 vel 4 instructis.

Long. corp. unc. 1, lin. 2; mandib. lin. 7.

Hab. Ins. Nias, (Sumatræ occid.)

Specimen unicum. Mus. Soc. Zool. Amstelod.

The extraordinary size of the head of this species, in comparison with the prothorax and body, is most remarkable; in this respect it somewhat resembles *C. faunicolor*, Hope (vid. Tr. Ent. Soc. iv. 273), but differs from it and all the other species of the genus by its rich dark purple colour.

For the description and figure of this new species I am indebted to Mr. Maitland, the obliging Curator of the Zoological Society's establishment at Amsterdam; it forms part of a very interesting collection of Coleoptera I recently had the pleasure of inspecting under his kind auspices.

CYCLOMMATUS AFFINIS ♂, Parry (var. med., ♀ ignota).

C. æneo-rufescens, squamulis griseis sparsim tectus; elytris pedibusque fulvescentibus; capite magno, antice depresso, emarginato; mandibulis capite dimidio longioribus, falcatis, apicibus serratis, basi intus dilatatis, processu quadrinodoso armatis, dente minuto medio alioque majori acuto ante apicem instructis; prothorace lateribus pone medium angu-

latis; tibiis simplicibus, femoribus piceis; antennis tarsisque nigris; corpore subtus purpureo-æneo-tincto.

Long. corp. unc. 1; mandib. lin. 5.

Hab. Borneo et Ins. Philippinis.

Allied to both *C. Tarandus*, Thunb., and *C. Mniszechii*, Thoms. (comparing specimens of similar development); from the former it is at once distinguished by the pale chestnut and non-æneous colour of the elytra, which are somewhat broader and shorter, and, further, by the totally different armature of the mandibles; from the latter by its larger head, and shorter and less convex elytra; and, finally, from both by being clothed with griseous scales, in which it assimilates with *C. Dehaanii*, Westw. I must, however, remark that the sparse distribution of the scales in the specimen described is probably attributable to attrition. There is an insect in the British Museum from the Philippine Islands to be referred to this species.

CYCLOMMATUS INSIGNIS ♂, Parry (var. med., ♀ ignota), Proc. Ent. Soc. 1862, p. 111.

C. fusco-vel rufo-æneus, supra et infra griseo-squamosus; capite supra triangulariter depresso, margine antico deflexo; clypeo parvo, conico; mandibulis capite paulo longioribus, denticulis parvis subapicalibus intus armatis, et prope basin denticulo binodoso instructis; prothorace capite angustiori, lateribus infra in medio angulatis; elytris subparallelis, regulariter quadricostatis, humeris subproductis; tibiis anticis obsolete unidentatis, posticis inermibus.

Long. corp. lin. 10; mandib. lin. 4.

Hab. Oriente.

This insect belongs to the second section of the genus, which may be characterized as "griseo-squamosæ;" it approximates somewhat in general appearance to *C. Dehaanii*, Westwood, from which, however, the peculiar sculpture of the elytra, as well as the armature of the mandibles, readily distinguish it.

CYCLORASIS JEKELII ♂, Parry (var. max.). (Pl. IX. fig. 4.)

C. subparallelus, supra olivaceo-viridis, subtus nigro-piceo-æneus, dense punctulatus; mandibulis porrectis, capite paulo longioribus, lateribus interne excavatis, serrato-dentatis, apicibus recurvis, acute bifurcatis; capite antice emarginato, ante oculos angulato, acuto, producto; prothorace transverso-quadrato, lateribus fere rectis, angulis posticis fortiter emarginatis; elytris prothorace paulo angustioribus; antennis

pedibusque piceo-æneis; tibiis anticis 4-5-dentatis, intermediis medio dente acuto armatis, posticis inermibus.

Long. corp. unc. 1; mandib. lin. 3.

Hab. Chowsan (Corea).

This interesting new species is allied to *C. platycephalus*, Hope (vid. Westw. Or. Ent. p. 17, pl. viii. fig. 2), but is abundantly distinct; it differs in the form of its mandibles (which in *C. platycephalus* are of a peculiar structure, and described by Professor Westwood as being short and palmated), and in its elongate narrow elytra, which are also more strongly punctured. The ♀, as in *C. platycephalus*, is of a darker colour than the ♂, and, compared with the same sex of that species, presents the following differences: the head is broader, with the vertex depressed, more sparsely punctate, the angle in front of the eye more produced, the two nodose elevations on the centre being entirely wanting; the prothorax is also wider and less punctate, and the elytra longer and less convex. The Rev. F. W. Hope in his Catalogue refers *C. platycephalus* to his sub-genus *Cyclophthalmus*; Mr. Thomson has, however, appropriately made it the type of his new genus *Cyclorasis*, whereof we are now acquainted with three distinct species. The above insect originally formed part of Mr. J. C. Bowering's rich collection, and has been named after M. Jekel, the well known author of a Catalogue of the *Curculionidæ*.

CYCLORASIS SUBNITENS ♂, Parry (♀ ignota), Proc. Ent. Soc.
1862, p. 112. (Pl. VII. fig. 1.)

C. glaberrimus, *cinnamomeus*, *minute punctulatus*; mandibulis brevibus, subrecurvis, intus obtuse 6 vel 7-denticulatis, apicibus subfurcatis; capite supra oculos angulato.

Long. corp. (mandib. incl.) lin. 9.

Hab. Ind. Or. Coll. Parry.

Of an elongate form, the elytra being much longer than the head, thorax and mandibles taken together; shining, of a polished cinnamon brown, with a faint brassy tinge. Mandibles short, recurved, forked at the tip with from 6 to 7 minute teeth on the inner edge. Head, thorax and elytra minutely punctured, lateral margins of prothorax slightly reflexed; scutellum blackish-brown. Tibiæ of fore legs crenulated externally, the four posterior unarmed.

Allied to *C. platycephalus*, but differs in the form of the mandibles, and in the anterior angles of the head being much less acute. The elytra are also narrower and more elongate.



LEPTINOPTERUS FRYI ♂, Parry (var. max., ♀ ignota). (Pl. VII. fig. 4.)

Psalidostomus Fryi, Parry, Proc. Ent. Soc. 1862, p. 112.

L. niger; thorace elytrisque pilis cinereis brevibus adpersis; capite antice submarginato et elevato, supra oculos oblique truncato; mandibulis gracilibus, porrectis, leviter falcatis, intus irregulariter dentatis; prothorace transverso, antice angusto et dense aureo-fulvo ciliato, angulis posticis valde acutis; scutello pilis aureo-fulvis tecto; tibiis anticis tridentatis, posticis inermibus.

Long. corp. unc. 1, lin. 2; mandib. lin. 7.

Hab. Braz. Prov. Cantagallo (specimen unicum). Coll. Dom. Fry olim, nunc in Coll. Parry.

Black. Mandibles, head and prothorax somewhat shining; elytra dull, the left mandible with four teeth, the tips gradually incurved and pointed, the right mandible with three teeth only. Prothorax with two slight foveæ near the front margin and a slighter one behind on the median line, wider than the elytra, the sides extending obliquely outwards to the posterior angle, which is very prominent, the whole of the anterior margin and the middle of the posterior fringed with tawny golden hairs, extending in the latter over nearly the whole of the scutellum, the surface minutely punctured, more or less covered with short grey hairs. Elytra dull, minutely punctured, and also covered with short grey hairs; tip of elytra depressed, humeral angles prominent, and armed with an obtuse spine. Tibiæ with longitudinal lines of points, the anterior short, and armed with three teeth externally, and minutely serrulated towards the apex; the tarsi clothed beneath with golden hairs; the under-side of the prothorax fringed in front and behind with short, yellowish-rufous hairs.

In the great width and dilatation of the posterior angles of the prothorax, this insect approaches somewhat to the genus *Chiasognathus*. I am indebted to A. Fry, Esq., the possessor of a fine collection of Brazilian Coleoptera, for being enabled to give the description of it, and through his kindness it now forms part of my own collection.

LEPTINOPTERUS ROTUNDATUS ♂, Parry (♀ ignota). (Pl. VII. fig. 8.)
Psalidostomus rotundatus, Parry, Proc. Ent. Soc. 1862, p. 112.
Dorcus pachygnathus, MS. Mus. Berol.

L. ferrugineus, nigro-marginatus; capite magno, lateribus pone oculos unituberculatis; mandibulis brevibus, curvatis, api-

cibus furcatis, medio supra dente valido armatis; prothorace capite latiori, angulis posticis obliquis; elytris brevibus, paulo convexis; tibiis anticis extus serrulatis, intermediis spina minuta armatis, posticis inermibus.

Long. corp. lin. 6; mandib. lin. fere 2.

Hab. Amer. merid. (Braz.?). Coll. Mus. Berol. et Parry.

Of a dark ferruginous brown. Head, prothorax, lateral margins and suture of the elytra blackish; head wide, emarginate in front, armed behind the eyes with a small spine; mandibles short, but thick, hollowed on the inside, a little longer than the head, rounded on the underside, forked at the tip, and furnished in the centre, above, with a stout erect tooth. Elytra minutely punctate, narrowly black at the base, very convex. Scutellum blackish-brown; femora pale ferruginous, tips black, tibiæ also blackish, those of the fore legs toothed and denticulated; the intermediate tibiæ with a single spine, the posterior unarmed.

I am indebted to the late Dr. Klug for the specimen I possess. The insect is in the Museum of Berlin under the MS. name of *Dorcus pachygnathus*.

MACROCRATES BUCEPHALUS ♂, Burm. (Pl. X. fig. 9.)

♀ Dohrn, Ent. Zeit. 1862, p. 135.

A description of the ♀ of the above species has only lately been published by the well-known Entomologist Herr Dohrn of Stettin; there is a single specimen (the only one, I believe, in this country) in the Hopeian Collection at Oxford, with the name of (*nigripes*, Dej. Cat.) attached to it. This specimen having belonged to the collection of Mons. Gory, it is reasonable to suppose the synonymy to be correct, more especially as Count Dejean places the species in the genus *Psalicerus*, a genus closely allied to *Macrocrates*. Mr. Thomson, in his Catalogue, refers however *P. nigripes*, Dej., to *P. morio*, Burm.

HEMISODORCUS PASSALOIDES, Hope. (Pl. X. fig. 4 ♂.)

Dorcus passaloides, Hope, Cat. pp. 6, 24 ♀.

II. (var. minor ♂) angustus, subparallelus, rufo-piceo obscurus; mandibulis capitis longitudine, interne regulariter 4-dentatis, apicibus acutis; clypeo transverso, 4-dentato; capite prothoraceque sparse et grosse punctatis; prothorace lateribus rectis, nec sinuatis, angulis anticis rotundatis, posticis obliquis; elytris angustis, subparallelis, crebre fortiterque punctatis.



tatis; tibiis anticis extus 4 vel 5-dentatis, quatuor posticis spina minuta instructis.

Long corp. (mandib. incl.) lin. $9\frac{1}{4}$.

Hab. Borneo et Java.

Although no mention of the sex is made in the Rev. Mr. Hope's description of this species, it proves upon examination of the type-specimen to represent the female. Whether the given habitat of Java is correct admits perhaps of some doubt, as specimens of both sexes have lately been received from Borneo, and no other specimen from Java has ever fallen under my notice; it may, however, notwithstanding be indigenous to both islands. The male is now for the first time described and figured.

In general form and structure of its mandibles, this species assimilates somewhat to *Eurytrachelus*, differing however in its narrow subparallel form, and in having the lateral margins non-sinuate; in this respect being more in accordance with *Hemisorcus*, Thoms., in which for the present it is located, with (*Cladognathus*) *gracilis*, Saund., and *piceipennis*, Westw.

Gen. DITOMODERUS,* Parry.

Corpus latum, depressum, elytris politis. Caput transversum, antice late emarginatum, in medio tuberculo conico armatum, lateribus pone oculos haud rotundato-dilatatis. Oculi cantho dimidiatim incisi. Clypeus parvus, deflexus, subquadratus, antice rotundatus, leviter concavus. Antennæ breves, clava 4-articulata. Mandibulæ elongatæ depressæ, ad basin fortiter dilatatæ; dente valido obtuso prope basin marginis interni, tuberculo parvo pone medium, alteroque subapicali, apice ipso intus subito curvato. Prothorax latus, lateribus rotundato-dilatatis, suprâ profunde longitudinaliter sulcatis, marginibus simplicibus. Tibiæ anticæ extus multi-serratæ; quatuor posticæ in medio denticulo unico armatæ.

Genus *Eurytrachelo* affine.

DITOMODERUS MIRABILIS ♂, Parry. (Pl. XII. fig. 6.)

D. niger; capite, prothorace, mandibulisque tenuissime granulosis, subopacis; elytris nigro-castaneis, glabris, nitidis, lateribus punctatissimis, punctis rufo-setulosis; jugulo prope basin menti punctis duobus profundis impresso; mandibulis porrectis, depressis, capitis prothoracisque longitudine, interne ad basin dente magno obtuso reflexo armatis, ante

* Δίς, τόμος, δέξη; in allusion to the two deep longitudinal incisions on the lateral margins of the prothorax.

medium spina minima alteraque pone apicem instructis; clypeo angusto, deflexo; capite magno, transverso, antice emarginato, clypeo in medio supra tuberculato; prothorace transverso, capite clytrisque multo latiori, lateribus profunde sulcatis, angulis anticis rotundatis (nec sinuatis ut in gen. *Eurytrachelo*), posticis obliquis, medio leviter longitudinaliter canaliculatis; elytris subtiliter punctulatis, lateribus squamulis cinereis tectis; tibiis anticis irregulariter denticulatis, 4 posticis spina minima instructis; corpore subtus, femoribus, tibiis, tarsisque plus minusve squamulosis.

Long. corp. unc. 1, lin. 7; mandib. lin. 8.

Hab. Borneo. Coll. Wallace et Parry.

For the figure of this species, and the following remarks, I am indebted to Prof. Westwood.*

[This curious insect differs so much from the other groups of *Lucanidæ* as to have rendered necessary the establishment of a new genus (a sub-genus) for its reception. Whilst in general aspect it bears a strong resemblance to the large flat Indian *Platyprosopi*, &c., it differs from them all in the 4-jointed clava of its antennæ and dilated sides of the prothorax; from *P. Antæus*, Hope, &c., it is distinguished by the structure of the anterior emarginate part of the head, and the peculiar denticulation of the flattened mandibles. From *Odontolabis* (*L. Rafflesii*, Hope, &c.) it differs in having a spine in the middle of each of the middle and posterior tibiæ.

Pl. XII. fig. 6. The insect of the natural size; 6a, the clypeus and central tubercle of the front of the head; 6b, the eye half divided by the canthus; 6c, terminal joints of the antennæ; 6d, maxilla; 6e, mentum and palpi.—J. O. W.]

EURYTRACHELUS TITYUS, Hope, Tr. Ent. Soc. iv. 74.

E. Chevrolatii, Thoms. Ann. Soc. Ent. Fr. 1862, p. 308.

semirugosus (var. minor), ib. 422.

The present species was described from a specimen then unique in my own collection by the Rev. F. W. Hope, in a paper read to the Society in the year 1812, upon several new species of Coleoptera from the Kasyah Hills collected by Dr. Cantor, and until a very recent period did not form part of the Hopeian Collection; hence the species was not recorded in Mr. Hope's Catalogue of *Lucanidæ*. It has, however, been received of later years somewhat abundantly in collections forwarded from the above-named district of India.

* See note *, *ante*, p. 17.



Upon a recent visit to several of the chief collections of Coleoptera on the continent, I ascertained that *Dorcus Tityus* was there represented as being the *D. Chevrolatii*, Hope, Ann. Nat. Hist. xii. 364, and Cat. pp. 20 and 6; this is evidently erroneous, the type of *D. Chevrolatii*, which is now before me, proving to be a var. max. of *Dorcus Saiga*, Olivier. There ought to be no mistaking the two species, according to the description of the mandibles of *D. Chevrolatii*, "arcuatis, in medio intus lato dente armatis, et pone hunc setosis" (vid. Cat. p. 20). This last character is not alluded to in the description of *D. Tityus*; it most decidedly does not exist in the insect itself, and is peculiar to *D. Saiga*, *D. cribriceps*, Chevrol., and *D. purpurascens*, Voll., all three species belonging to the genus *Eurytrachelus* of Mr. Thomson.

Having examined the type specimen of *E. semirugosus*, Thomson, Cat. p. 422, I have no hesitation in regarding it as the var. min. of *E. Tityus*.

EURYTRACHELUS THOMSONI ♂, Parry.

E. niger, tenuiter granulatus, subopacus, depressus; capite lato transverso, antice depresso, emarginato, tenuissime granuloso, pone oculos inflato; mandibulis intus ad basin excisis, capite duplo longioribus, gracilibus, leviter curvatis, spinis duabus parvis obtusis, una ad basin alteraque prope medium instructis; clypeo prominulo, transverso, antice emarginato, obtuse bidentato; prothorace transverso, capite latiori, lateribus pone angulos anticos sinuatis, angulis posticis obtusis, lineâ mediâ longitudinali lævi notato; elytris dorso lævissimo, prothorace angustioribus, disco nitido, sublente punctulato, lateribus subtilissime coriaceis, subopacis, angulis humeralibus productis; tibiis brevibus, anticis extus irregulariter denticulatis, quatuor posticis inermibus.

Long. corp. lin. 13; mandib. lin. 6.

Hab. Ins. Molucc.

The present species was collected by Mr. Wallace, and is allied to *E. Ceramensis*, Thomson (vid. Cat. p. 424), but which is probably identical with *D. concolor*, Blanchard. The general colour of *E. Thomsoni* is of a somewhat polished black (and not, as in *Ceramensis* and *concolor*, rufo-piceous), with the disc of the elytra remarkably shining, contrasting strongly with the remainder of the insect; whereas, in the allied species alluded to, the colour of the insect is uniform, the sculpture being granulose and opaque. The tibiæ appear also to be shorter, with the tarsi more slender; the

clypeus is of a totally different form, being considerably broader and more deeply emarginate; and, finally, the mandibles interiorly are strongly excised at their base. I have much pleasure in dedicating this species to James Thomson, Esq., of Paris, the well-known American entomologist.

EURYTRACHELUS (*DORCUS*) *AXIS* ♂, Dej. Cat. p. 193 (var. minor).
Lucanus Bucephalus ♂, Perty, Col. Ind. Or. 36, pl. i. fig. 5. (var. max.)

Through the kindness of Mr. James Thomson, who has placed at my disposal for examination several interesting types of species belonging to the late Count Dejean's Collection, as well as of others lately described by himself in the Catalogue of Lucanidæ and forming part of his own rich collection, I am enabled to clear up many points of interest with reference to the synonymy of certain species. As regards *D. Axis* ♂, there can be no doubt, as already noted by Dr. Burmeister (vid. Handb. v. 385), that it is the var. minor of *D. Bucephalus* ♂, Perty, also from Java; but I do not feel disposed to agree with M. Reiche (vid. Ann. Soc. Ent. Fr. Ser. 3, i. 79) as to its identity with *D. eurycephalus*, Burm. Handb. v. 387, the description of the following characters in the latter species exhibiting such a marked difference from *D. Axis* as to render the identity of the two species most improbable. They are as follows:—the mandibles are described as forked at the apex, and armed interiorly with two to three teeth placed at separate intervals, the interior sides clothed partially with a thick silky pubescence (as in *E. Saiga*), and the antennæ want the two slender hairy filaments preceding the clava, which are prominently to be recognized in *D. Axis*, *Titan*, *Saiga* and other species of this group.

M. Reiche (*ubi sup.*) is probably correct in regarding *D. eurycephalus*, Burm., as identical with *L. Bubalus*, Perty. This latter species is referred to by Burmeister as the var. min. both of *D. Bucephalus* and of *D. Saiga* (vid. Handb. v. 385, 388). I have not seen the type specimens of either *Bubalus*, Perty, or *Eurycephalus*, Burm., and feel doubtful whether they are a distinct species, or only the var. min. of one of the allied species.

M. Reiche further states the ♀ of *D. Axis* to be *D. exaratus*, Dej. Coll. Count Dejean's specimen of the latter now belongs to Mr. Thomson's Collection, and was lately described by that gentleman in his Catalogue of Lucanidæ, p. 426; it is now before me, and is clearly identical with *Dorcus lineatopunctatus* ♀ of Mr. Hope's Collection, described in his Catalogue, p. 23;





but whether it may be regarded as a distinct or as the minor variety of an allied species appears to me uncertain, not being acquainted with a sufficient number of specimens to enable me to form any decided opinion for the present. I incline to regard it as the var. min. of *E. Tityus*, Hope.

EURYTRACHELUS SAIGA.

Lucanus Saiga, Oliv. Ins. I. i. 29, 19, tab. v. fig. 18 (♂).

Dorcus Saiga, Burm. Handb. v. 387.

Lucanus inermis, Fab. Syst. El. ii. 251, 17 (♀? sec. Burm. l. c.).

Dorcus inermis, Hope, Cat. p. 6 (♀).

In reference to the citation of the *L. inermis* of Fabricius as synonymous with the present species, I would offer the following remarks, prefacing them with that author's description.

L. mandibulis exsertis, inermibus, capitis thoracisque lateribus punctatis.

Hab. Sumatra.

Statura et summa affinitas *L. parallelepipedii*, at mandibulæ inermes; caput punctatum; thorax dorso lævi nitido, lateribus punctatis; elytra subpunctata; corpus nigrum.

Dr. Burmeister is evidently of opinion that the species in question is a female, and belongs to the family *Dorcidae*. The mandibles, however, are so distinctly described as "exsertis inermibus," and such a structure is so utterly at variance with the general character of the females of this family, which are invariably found to be provided with a small internal tooth on their mandibles, that considerable doubt arises whether Dr. Burmeister's opinion that the Fabrician *inermis* is the female of *D. Saiga*, Oliv., is correct. M. Reiche, in his critique upon Dr. Burmeister's work (vid. Ann. Soc. Ent. Fr. vol. i. Ser. 3, p. 80), holds a contrary opinion. The specimen in the Hopeian Collection was received from Mr. Westermann of Copenhagen as *inermis*, Fab., and proves upon examination to be identical with the female of *D. Saiga*, thus supporting Dr. Burmeister's conclusion. If the determination of the species by Mr. Westermann were founded upon an actual comparison with a specimen of it in the old Fabrician Collection (still existing, I believe, in the Museum at Copenhagen), it is manifest that the original description would be erroneous, as a small tooth is unquestionably present in the insect received from Copenhagen. It must, however, be remembered that Mr. M'Leay, in his Hor. Ent., cites *Luc. inermis*, Fab., as belonging to the genus *Ægus*, although no allusion to it

is made by Messrs. Hope, Burmeister or Reiche. In this respect I feel disposed to agree with Mr. M'Leay; and, although unable to determine the species, have placed it in the catalogue with the genus *Aegus*.

DORCUS KLUGII ♂, Thomson, Cat. p. 424.

After a careful examination of a series of specimens of the above insect from Assam, I feel satisfied that it must be considered as the var. max. of *D. Dehaanii*, the ♂ and ♀ of which species were originally described by Mr. Hope in the Trans. Linn. Soc. vol. xix. p. 106; the latter name will therefore be retained. The punctate-striate character of the clytra in the females of the genus, of which the small undeveloped males partake, is strongly illustrated in *D. Dehaanii*. Some faint traces of this character are to be remarked in the var. max., described for the first time by Mr. J. Thomson.

DORCUS DERELICTUS (♀?), Parry.

D. elongatus, niger, nitidus; capite inter oculos bituberculato; mandibulis obsolete unidentatis; elytris lævissimis, subparallelis; tibiis posterioribus extus subcurvatis, inermibus, intermediis unidentatis.

Long. corp. (mandib. incl.) unc. 1, lin. 5.

Hab. Ind. Or. Himalaya. Coll. Parry.

Elongate and narrow; mandibles shorter than the head, slightly curved, grooved above with a small tooth within near the apex. Head excavated and punctured in front, smooth behind; between the eyes are two very prominent conical tubercles. Clypeus prominent, triangularly emarginate. Prothorax and elytra of the same width, indistinctly but coarsely punctured on the sides. Scutellum triangular, sparsely punctate. The anterior and posterior tibiæ slightly curved, the latter unarmed.

While, on the one hand, the general form and tuberculated head of the only specimen of the present species which has hitherto come under my notice are almost essentially characteristic of the female sex appertaining to this genus, on the other hand, the slender anterior, and the unarmed posterior, tibiæ are so utterly anomalous, as to leave some doubt whether it be really a female, or a male with short undeveloped mandibles; an acquaintance with both sexes might perhaps remove it to the genus *Eurytrachelus*; for the present I have placed it with *Dorcus*.

inset. in coll with *Hemiodonax*



DORCUS MAZAMA ♂, Leconte, Proc. Acad. Nat. Science,
Philadelp. 1861, p. 345.

Lucanus mazama, Id., Classification Coleopt. N. America, p. 120.

D. mazama ♂, nigro-piceus; capite punctato, thorace vix angustiore; mandibulis apice acutis, dente parvo medio armatis, thorace latitudine plus duplo brevior, postice angustiore, lateribus medio obtuse angulatis, angulis posticis rectis, disco modice versus latera sat dense punctato; elytris modice punctatis, subtiliter rugosis; tibiis anticis 4-dentatis, et dente superiori obsoleto munitis, tibiis posterioribus dentibus 3 lateralibus apicalique acutis armatis.

Long. (mandib. excl.) unc. 1.20.

Hab. N. Mexico. In Mus. Dom. Leconte.

DORCUS? LUTEUS, Westw., Tr. Ent. Soc., N. S., iii. 218, pl. xii.
fig. 4.

The above named insect was described by Professor Westwood from the collection of the Rev. F. W. Hope, who obtained it from that of M. Gory, with the habitat of New Holland. If the specimen I lately inspected in the Hopeian Museum at Oxford is the insect in question, and I have but little doubt of its being the original type, it must be quite evident that some confusion has arisen with reference to the locality, as I believe it to be identical with *Ægus cicatrosus* ♀, of Wiedemann, a not uncommon insect from Java, which is the female of *Ægus acuminatus* of Fabricius.

GNAPHALORYX DILATICOLLIS ♂, Parry.

G. nigro-piceus, opacus, squamulis griseo-luteis vestitus; capite magno, transverso, lateribus pone oculos dente obtuso armatis; clypeo transverso, late emarginato; mandibulis capituli longitudine, gracilibus, leviter curvatis, pone medium tuberculo obtuso suberecto, et denticulo minuto deflexo armatis, apicibus acutis; prothorace transverso, capite elytrisque multo latiori, basim versus angustato, medio longitudinaliter canaliculato, angulis anticis prominulis, rotundatis, posticisque oblique truncatis, lateribus fere rectis; elytris elongatis, subconvexis, costis 10 elevatis, interstitiis planis; corpore subtus squamoso; tibiis anticis minute tuberculatis, quatuor posticis inermibus.

Hab. Archip. Ind.?

Long. corp. (mandib. incl.) lin. 11. Coll. Parry. Specimen unicum.

Allied to *G. squalidus*, Hope, but readily distinguished from that species by its more elongate and convex form, its broader prothorax, with the anterior angles more produced, and by the strongly marked costate sculpture of its elytra. Its true habitat is uncertain, but I believe it to be from the Indian Archipelago.

GNAPHALORYX SCULPTIPENNIS ♂, Parry.

G. niger, opacus, squamulis griseis erectis dense vestitus; capite transverso, prothorace paulo angustiori, angulis posticis acutis; mandibulis capite paulo brevioribus, inermibus, apice falcatis, intus ad basin dilatatis, edentatis; prothorace transverso, medio obsolete longitudinaliter canaliculato, lateribus fere rectis, angulis posticis oblique truncatis; elytris brevibus, apicem versus convexis, fortius sed irregulariter costatis, interstitiis dense et minute punctatis; corpore subtus nigro, leviter squamuloso; pedibus piceis, hirsutis; tibiis inermibus. Long. corp. (mandib. incl.) lin. 8.

Hab. N. Guinea. Coll. Mus. Lugdun. et Parry.

From the short unarmed mandibles, the above species may possibly represent only a var. minor; in more fully developed individuals, the mandibles, as in all the species of this genus, will probably be found to be denticulated; in all other characters it evidently belongs to this genus. I am indebted to Professor Dehaan, of Leyden, for its possession.

ÆGUS CICATRICOSUS, Wiedemann, Zool. Mag. II. i. 108 (*Lucanus*).

From the description of this species there is no doubt (although no allusion is made to the sex) of its representing a ♀, and there is further every reason to suppose that Dr. Burmeister is correct in referring it to *Æg. acuminatus*, Fabricius. Count Dejean, in his Catalogue, regards it as a distinct species, and M. Reiche takes the same view (vid. Ann. Soc. Ent. Ser. 3, vol. i. p. 82), stating both sexes to be in Count Dejean's Collection, but I am not aware upon what ground M. Reiche supposes the ♂ to which he alludes to be that of *cicatricosus* of Wiedemann, considering that one sex only is described by that author, and that, as already stated, is evidently the ♀.

I have now before me the typical specimen of Count Dejean's Collection (belonging to Mr. James Thomson); it is the var. minor of *Ægus chelifera*, M'Leay, from the Malay Peninsula.

The locality of Java assigned to Count Dejean's specimen is, I have no doubt, erroneous; I am acquainted with many large



collections possessing long series of the various species of *Ægus* from Java, but I have never yet detected *Ægus chelifera* of M'Leay as coming from that island.

ÆGUS LUNATUS, Weber, Obs. Ent. i. 83, 1. (Luc.). Sumatra.

Fab. Syst. El. ii. 252, 19. Sumatra.

Burm. Handb. der Ent. v. 400. Sumatra and Java.

As regards the descriptions of Weber and Fabricius of this insect, their extreme conciseness precludes the possibility of recognizing with any certainty the species alluded to, the habitat Sumatra being given by both authors; Dr. Burmeister, l. c., records the species as distinct, from Java as well as from Sumatra, placing it next *acuminatus* of Fabricius, which belongs to that section of *Ægus* having the head in front (in fully developed males) armed with a tubercle; according to Dr. Burmeister's description, this character does not exist, and the insect in question must be considered as an undeveloped male, but whether to be referred to *Ægus acuminatus* of Fabricius or to be considered as a distinct species is, I think, somewhat problematical. The extraordinary variation of character exhibited in a series of specimens of the same species in this genus renders it most perplexing to recognize with any certitude their identity from description only.

ÆGUS KANDIENSIS, Hope, Cat. p. 6.

The type specimen in the Hopeian Collection (♂ var. minor) is referred by Mr. Hope in his Catalogue as a variety of *Æ. cicatricosus*, Wiedemann. (The insect in Mr. Hope's Collection under the name of *cicatricosus*, Wiedemann, appears to be only the var. minor of *acuminatus*, Fabricius.) Having examined a numerous series of the various developments of this insect from Ceylon, as well as others closely allied to it from the Philippines and Borneo, I find so much affinity existing in general character with such a perplexing variability of sculpture, that it is almost impossible to arrive at any definite conclusion as to whether the specimens from Ceylon, Borneo and the Philippines are to be considered as geographical varieties of *Æg. acuminatus* of Fabricius, or to be regarded as distinct to be united under the name of *Kandiensis*. There is certainly one character to be remarked in the numerous specimens examined, viz., that the interior tooth of the mandibles (which appears to exist in all fully developed males of this section of the genus) is placed slightly above the centre and not near the base as in *Æg. acuminatus*; in this respect

it accords with *Æg. chelifer* (var. max.), but is readily distinguished from this species by the strong and coarsely punctured lateral margins of the elytra. Under the circumstances I have united the Ceylon, Philippine and Bornean insects under the name of *Kandiensis*, Hope.

ÆGUS CHELIFER, M^cLeay, Hor. Ent. i. 113.

A specimen of this insect is in the British Museum, received from Mr. M^cLeay, with the habitat of Australia on the label; I have always had considerable doubt as to the locality, no other recorded specimen from that continent having ever fallen under my notice; and I am now convinced that the habitat given is erroneous, for the insect has recently been received with its various developments by Count Mniszech and myself, both from Cambodia and the Malay Peninsula,* and proves upon comparison to be identical with Mr. M^cLeay's species in the British Museum.

The insect described by Mr. M^cLeay evidently represents the var. minor of the species, but specimens of the var. max. have been received from the localities above stated, possessing the tuberculated front to the head as noticed in *Æg. acuminatus* (in minor developed specimens this process totally disappears), the mandibles being also armed in their interior with a tooth, but placed invariably slightly above the centre and not near the base as in *acuminatus*; the sides of the elytra are also apparently smooth, whereas in the var. max. of *acuminatus* they are strongly punctate. Allusion has been already made (*ante*, p. 52) to the identity of this species with *Ægus cicatricosus* ♂ of Mr. Thomson's Collection (olim Dejean), and to the uncertainty, as mentioned in Dejean's Catalogue, of Java being its true locality.

The insect in the Faune de l'île de Woodlark, p. 27, under the name of *Ægus chelifer*?, M^cLeay, probably represents the var. minor either of *Æg. insipidus*, Thomson, or of *platyodon*, Parry, both species having been recently received rather abundantly from New Guinea and Celebes.

ÆGUS LABILIS, Westw. (Pl. XII. fig. 5.)

[*Dorcus labilis*, Westw.†

Æ. latus, depressus, niger, capite et pronoto subopacis, elytris glabris, striato-punctatis; capite antice in medio emarginato,

* *Nigidius cornutus*, M^cLeay, stated to be from Australia, has been received also from the now mentioned localities. *Vide post*, p. 63.

† See note* *ante*, p. 17.



angulis acutis; mandibulis capite dimidio longioribus, dente parvo interno basali, altero magno paulo pone medium oblique porrecto, armatis; capitis disco versus angulos anticos obtuse bituberculato, maxillarum lobo valde elongato.

Long. corp. lin. $15\frac{1}{2}$; mandib. lin. 6; prothoracis latitudo, lin. 7.

Habitat in India orient. septentr., Darjeeling. Mus. Parry.

The general colour is black, the elytra alone having a slightly pitchy tinge. The head and pronotum are very delicately granulose, and consequently subopaque; the elytra glossy, with rather deep striæ formed of confluent punctures. The head and pronotum especially are much flattened. The fore margin of the former is rather deeply emarginate in the middle, the emargination terminating in a produced point at each end, beyond which the front of the head is nearly straight, the lateral angles rounded off, the canthus cutting the eye into two parts (fig. 5a), and the sides of the head behind the eyes slightly produced into a rounded tubercle; between the eye and the frontal spine is, on each side, a small rounded but very slightly raised tubercle on the disc of the head. The clypeus is quite simple in the middle; the mandibles are half an inch in length, they are armed near the base on the inner edge with a small conical tooth, and rather beyond the middle with a strong tooth porrected obliquely forwards. The mentum is very broad and short, deeply emarginate in the middle, where it is depressed so as to meet the depressed centre of the clypeus and close the mouth in front; the sides, however, are sufficiently open to allow the extraordinarily developed outer flattened lobe of the maxillæ to lie exposed on the underside of the base of the mandibles, figure 5c representing the mentum with the exposed lobes of the two maxillæ, the maxillary palpi and the terminal joint of the labial palpi in situ; whilst fig. 5d represents the labium and labial palpi detached from the inner side of the mentum, the palpi even here being of unusual elongation. This structure I have observed in no other Lucanideous insect to such an extent as here occurs. The antennæ have the 7th joint produced into a point on the inner edge and armed with a bristle; the three terminal joints are short and broad. The disc of the head behind the eyes and along the posterior margin is finely punctured; the prothorax is wider than the head, the lateral margins nearly parallel, armed near the anterior angles with a small prominent angular projection; the sides, as well as the anterior and posterior margins, are strongly punctured; in the middle is a slightly impressed and punctured space, and within each of the

posterior angles is an oval polished patch. The elytra and scutellum are punctured at the base; the former are punctate-striate, the 2nd and 7th, 3rd and 4th, and also the 5th and 6th striae being united at their extremities. The anterior tibiae are serrated along the outer margin, with two strong teeth at the apex; the middle tibiae are armed with two spines, and the posterior ones with a single spine in the middle of the outer edge.

This species is most nearly allied to *Dorcus capitatus*,* Westw. (Trans. Ent. Soc. iv. 275), but differs from the large males of that species in the much-advanced position of the strong tooth of the mandibles, and in the very slight development of the tubercle on each side of the disc of the head before the eyes; agreeing in this respect with *D. parallelus*, Hope (Cat. Lucan.), from the Khasyah Hills, whilst Major Parry's insect is from Darjeeling. The *D. parallelus* is indeed considered by Major Parry to be a small variety of *D. capitatus*; but the latter is from Malacca and Prince of Wales' Island, and I should be inclined to regard *D. parallelus* rather as the varietas minor of *D. labilis*. *D. sinister* (Hope, Cat. Lucan.), also from Prince of Wales' Island, is, doubtless, the female of *D. capitatus*, as Major Parry suggests. I have also scarcely any doubt that the female insect named *D. Malabaricus* (Hope, MS.; Westw. Trans. Ent. Soc. iv. 276) is identical with *D. sinister*; and in like manner I also consider that *D. æqualis* (Hope, MS.; Westw. Trans. Ent. Soc. iv. 276) is most probably identical with *D. parallelus*.

D. labilis is also closely allied to *D. Eschscholtzii*, Hope, but that is a considerably smaller insect, with a more polished upper surface, the anterior lateral angles of the head destitute of tubercles, and the pronotum destitute of the punctured impression in the middle.


Pl. XII. fig. 5. The insect of the natural size; 5a, the eye entirely divided by the canthus; 5b, maxilla; 5c, the mentum, lobes of maxillæ and palpi; 5d, labium and its palpi.—J. O. W.]

ÆGUS PLATYODON ♂, Parry (var. max.) (Pl. X. fig. 1.)

Æ. niger, parum nitidus; mandibulis falcatis, ad basin dente magno trifido armatis; capite magno, transverso, antice in medio profunde emarginato; elytris punctato-striatis; scutello sparsim et fortiter punctato; tibiis anticis serratis denticulis

* In the description and figure of this species in the 4th volume of these Transactions, the middle tibiae are described as possessing only a single spine on the outer edge. They, however, agree in this respect with *D. labilis*.





6 aut 7 armatis, intermediis 4—5, posticisque 2 spinis minimis instructis.

Long. corp. lin. 13; mandib. lin. 4.

Hab. Ins. Gilolo. Coll. Wallace, Saunders, Parry.

Mandibles falcate, broad at the base, within which is a large tridentate process, and thence gradually narrowed to the tip. Head broad, slightly depressed, deeply emarginate in front; the angles of the emargination acute and obliquely prominent, and, like the mandibles, delicately shagreened, with indistinct scattered punctures, which are somewhat coarser on the sides and behind the eyes. Prothorax smooth anteriorly; the sides and hinder margin with coarse punctures; lateral margins straight; posterior angles much rounded. Scutellum shining, with a few deep punctures. Elytra with the shoulders acutely angular; base and lateral margins with deep punctures; dorsal surface depressed, each with eight deep, longitudinal, punctate striæ; the interstices sparsely and obsoletely punctate. Head, prothorax and abdomen coarsely punctured beneath.

This species, like all others of this genus, varies considerably in size, and the remarkable tridentate process at the base of the mandibles is entirely wanting in those of a minor development.

ÆGUS BLANDUS ♂, Parry.

Æ. subparallelus, niger; labro parvo, bidentato; capite magno, antice emarginato, subtilissime granulato, opaco, postice nitido, pone oculos in spina obtusa producto, et fortius confluentem punctato; mandibulis capite brevioribus, arcuatis, spina obtusa prope basin armatis; prothorace transverso, nitido, sub disco sparse punctulato, lateribus rectis, ruguloso-punctatis, angulis posticis obliquis; elytris nitidis, striatis, interstitiis planis, lateribus punctulatis ad apicem attenuatis; tibiis anticis 4 vel 5 spinis armatis, intermediis unidentatis, posticis inermibus; corpore subtus punctulatis; pedibus tarsisque infra plus minusve ciliatis.

Long. corp. lin. 10; mandib. lin. $2\frac{3}{4}$.

Hab. Ins. Salwatty, N. Guinea.

There is but little doubt, from the shortness of the mandibles in comparison with the size and general appearance of the insect, that the former have not in the present instance attained their full development, and that in other specimens they will probably be found to be of a different character. In the female the mandibles are armed in the middle with a triangular tooth; the head and prothorax deeply and coarsely punctured, the anterior tibiæ being strongly dilated towards the apex.

ÆGUS PUNCTIPENNIS ♂, Parry (var. max.)

Æ. nitidus, capite magno, depresso, parce fortiterque punctato, antice emarginato; mandibulis falcatis, capite haud longioribus, intus prope basin dente valido armatis; prothorace transverso, nitido, tenuissime punctulato, in medio longitudinaliter impresso; elytris striatis, crebre profundeque punctatis.

Long. corp. lin. 13; mandib. lin. 3.

Hab. Borneo. Coll. Wallace et Parry.

The above new species is allied to *Ægus platyodon* (*ante*, p. 56), differing, however, in the head being much more depressed in front, and in the elytra being strongly and coarsely punctate. It appears somewhat rare, the only specimens I am acquainted with being in the collections alluded to.

ÆGUS SERRATUS ♂, Parry (var. max.) (Pl. V. fig. 1.)

Æ. niger, nitidus, subdepressus, capite antice emarginato, bituberculato, subtiliter punctulato; mandibulis capite paulo longioribus, falcatis, intus ad basin dente magno deflexo armatis, paulo pone medium tuberculis duobus armatis; prothorace fere lævigato; elytris punctato-striatis.

Long. corp. (mandib. incl.) lin. 11.

Hab. Ins. Morty. Coll. Wallace et Parry.

Black and shining. Head deeply emarginate in front, minutely and sparsely punctate, with a deepish fovea in front of the eye. Mandibles slender, armed at the base with a strong obtuse deflexed tooth, followed by two small tubercles; in front of these is a deep sinus. The prothorax is somewhat broader than the head, shining, very minutely punctured, the punctures more apparent towards the sides, which are straight, the posterior angles being obliquely truncate. The elytra scarcely as broad as the prothorax, with 6—7 longitudinal striæ, faintly punctate, the interstices being smooth; humeral angles very prominent. Anterior tibiæ armed with 5 spines, intermediate with 2, posterior unarmed. Body beneath thickly and coarsely punctate.

ÆGUS IMPRESSICOLLIS ♂, ♀, Parry. (Pl. V. fig. 3.)

Æ. picco-brunneus, depressus; prothorace elytrorumque lateribus et sutura squamulis cinereis tectis; mandibulis gracilibus, falcatis, supra sulcatis, rugulosis, grosse punctatis, ad basin processu emarginato, et prope apicem dente minuto armatis; capite transverso, confertim ruguloso, antice leviter



emarginato, lateribus pone oculos productis, punctatis; elytris prothorace angustioribus, lævibus, punctato-striatis ad basin, suturâ lateribusque punctatis; tibiis anticis extus irregulariter denticulatis, quatuor posticis unispinosis.

Long. corp. lin. 7; mandib. lin. 3.

Hab. Malacca et Borneo. Coll. Mniszech et Parry.

The female, which in colour and depressed form resembles the male, differs from that sex in having the interstices of the elytra thickly and strongly punctate. As is the case in the other species of this genus, the armature of the mandibles is subject to considerable variation; in small male specimens the subapical tooth is entirely wanting.

ÆGUS GLAER ♂, Parry (var. minor?).

Æ. angustus, rufo-piceus, nitidus; capite antice vix emarginato, depresso, parce subtiliterque punctulato; mandibulis capite paulo longioribus, arcuatis, apicibus acutis, intus ad basin dente parvo armatis; prothorace transverso, lateribus cum angulis posticis rotundatis, subtilissime punctato; elytris prothorace triplo fere longioribus, leviter punctato-striatis, interstitiis planis, lateribus dense punctatis, parce pilosis; pedibus rufo-castaneis; tibiis anticis dilatatis, extus 3 vel 4-denticulatis, quatuor posticis inermibus.

Long. corp. (mandib. incl.) lin. 5½.

Hab. N. Guinea. Coll. Parry.

One of the minor species of the genus, remarkable for its smooth and polished appearance, and allied to *Ægus myrmidon*, Thomson, from which species it differs, however, in its more parallel and convex form, in the anterior part of the head being scarcely emarginate, in the rounded sides of the prothorax, and in the more delicate striation of its elytra.

ÆGUS? *TRILOBATUS* ♂, Parry. (Pl. VII. fig. 7.)

Æ. nigro-fuscus; capite, prothorace, elytrorumque marginibus, fusco-ferrugineis, hirsutis; mandibulis brevibus, gracilibus, intus ad basin unidentatis; capite obscure punctato, lateribus pone oculos emarginatis; prothorace capite latiori, rude punctato, lateribus singulariter trilobatis; elytris ovalibus, in medio latioribus, nitidis, profunde striatis, apice subproducto; pedibus hirsutis; tibiis anticis minute denticulatis, posticisque inermibus.

Long. corp. (mandib. incl.) lin. 6.

Hab. Borneo. Coll. Parry.

A single ♂ specimen of this interesting new species was received from Sarawak, Borneo, and is provisionally placed with the genus *Ægus*, differing, however, in the short convex character of the elytra, and more especially in the singular trilobate lateral margins of the prothorax. A knowledge of the other sex of this species might possibly throw some light as to whether it might be regarded as the type of a new genus.

PLATYCERUS CAUCASICUS ♂, Parry.

P. cæruleus, nitidus; capite parcius punctato, antrorsum profunde emarginato, impresso; mandibulis elongatis, capitis fere longitudine, curvatis, supra sulcatis, extus prope basin angulatis, intus ad basin dente obtuso parvo instructis; prothorace transverso, angulis anticis prominulis, deflexis, lateribus sinuatis, angulis posticis obtusis, parcius sat fortiter punctato; elytris elongatis, parallelis, punctatis, leviter lineatis; corpore subtus nigro; tibiis anticis minute denticulatis, quatuor posticis inermibus.

Long. corp. (mandib. incl.) lin. $6\frac{1}{2}$.

Hab. in Caucaso. Coll. Mniszech et Parry.

Readily distinguished from its European ally, *P. Caraboides*, by its narrower and more convex form, its prominent and more slender mandibles, its impressed and sparsely punctate head, the sinuate lateral margins of the prothorax, the obtuse posterior angles and punctuation of that segment, and, finally, by its more parallel and sparsely punctate elytra, the interstices being smooth.

PLATYCERUS CÆRULESCENS ♂, Leconte, Proc. Acad. Nat. Science, Philadelph. 1861, p. 345.

P. cærulescens ♂, niger; capite thoraceque parce grosse punctatis, hoc transverso, lateribus antice rectis, paulo convergentibus, pone medium inflexis, angulis posticis obtusis, haud rotundatis; elytris nigro-cyaneis, punctis striatim digestis, interstitiis irregulariter subseriatim punctatis; mandibulis sursum incurvis, dente interno pone apicem alteroque superno armatis.

Long. (mandib. incl.) unc. .48.

Hab. California. In Mus. Dom. Leconte.

PLATYCERUS AGASSII ♀, Leconte, Proc. Acad. Nat. Science, Philadelph. 1861, p. 345.

P. Agassii ♀, elongato-ovalis, supra obscure æneus; capite thoraceque sat dense punctatis, hoc linea dorsali lævi, latitu-



dine duplo breviori, lateribus fortiter marginatis, valde rotundatis, angulis posticis rectis, prominulis; elytris obsolete striatis, striis punctatis, interstitiis rugosis, confuse punctatis; tibiis posticis denticulo externo ad medium armatis.

Long. unc. .38.

Hab. California. Dom. Agassiz.

In the publication above alluded to the author states this species to be closely related to *Platycerus depressus*, Leconte, with which species *P. Oregonensis*, Westwood, is perhaps identical.

SCLEROSTOMUS FAIRMAIRII ♂, ♀, Parry.

S. depressus, supra atro-cæruleus, parum nitidus; prothorace elytrisque vitta lutescente marginatis, parce grosseque punctatis; mandibulis nigris, capitis fere longitudine, ad basin processu quadrinodoso productis; capite pone oculos minute tuberculato; prothorace disco in medio impressione magna ovali, lateribus depressis; elytris apice acutis, sparse grosseque punctatis, humeris productis; pedibus nigris; tibiis anticis irregulariter denticulatis, 4 posticis in medio unispinosis; tarsis subtus setosis; corpore infra nigro, crebre punctato.

Long. corp. (mandib. incl.) lin. 9.

Hab. Chili.

I am indebted to M. Fairmaire for the addition of this new species (of which I have also seen a specimen in the collection of Alexander Fry, Esq.) to my cabinet; it is allied to *S. femoralis*, Guérin, but at once distinguished from it by its more depressed and less punctate elytra and less rounded apex of those organs, the more clearly defined and narrower longitudinal pale yellow lateral vitta above mentioned, and, finally, by the legs being black instead of rufous. The female, as is usual in this genus, differs in having short, coarsely punctate mandibles (which, in the present instance, appear to be totally unarmed), and in the minute size and strong punctuation of the head.

[SCLEROSTOMUS PHILIPPI ♂, ♀ (Parry, MS.) Westw.* (Pl. XI. fig. 5.)

S. niger; pronoto et elytris subnitidis fasciaque pallide flavo-squamosa marginatis; capite antice concavo, utrinque inter et ante oculos carina modice elevata obliqua instructo; mandibulis (♂) capitis longitudine, lunatis, apice ovato-dilatatis, denteque magno plano trifido intus versus basin armatis;

* See note *, ante, p. 17.

prothorace lateribus parallelis, margine laterali ad basin oblique punctato; clypeo transverso, disco late impresso (et in medio punctato), antice tuberculo conico medio armato; elytris modice convexis, punctatis, et obsolete longitudinaliter canaliculatis.

♀ mari simillima, at mandibulis parvis simplicibus et prothorace parum minori distincta.

Long. corp. maris cum mandibulis lin. 7.

Habitat in Chili. In Mus. D. Parry.

This new species differs from *Scl. Lessonii*, Buquet (Ann. Soc. Ent. Fr. = *Pycnosiphorus mandibularis*, Solier, Gay Nat. Hist. Chili), in its uniform black colour, in the elytra being destitute of the numerous elevated polished spots between the punctures, the prothorax not widened in front, the head narrower, the clypeus not porrected into a rounded lobe in the middle, the crown of the head wanting the auriculated process on each side between the eyes, and in the different shape of the mandibles. The prothorax has a deep central channel, terminated in the middle of the fore margin in a small conical point. The underside of the body is glossy, with a few minute punctures, the head, including the mentum, being more strongly and closely punctured. The fore tibiæ have six teeth on the outer edge, and the four posterior tibiæ are each armed with two spines on the outer margin.—J. O. W.]

Gen. OÖNOTUS,* Parry.

Dorcus adpersus, Boheman, Ins. Caffr. 2, 384.

Dorcus adpersus, Westw. Tr. Ent. Soc. Ser. 3, i. 435, pl. xvi. fig. 6.

A description and figure of the above species (from Port Natal), by Professor Westwood, will be found in the Transactions of the Society (l. c.) It appears, upon examination, to be so very aberrant in general form and character from those insects belonging to *Dorcus* proper, that I have no hesitation in proposing it as the type of a new genus; but as we are only acquainted with the female sex, it is unadvisable for the present to give any decided characters; nevertheless the short mandibles, the abbreviate and convex form, the squamose texture of the body, with its rounded and anteriorly trituberculate prothorax, sufficiently warrant the creation of the proposed new genus. The above characters distinguish the insect from those smaller species of the *Dorcidae* appertaining to the genera *Sclerostomus* and

* Ὀόνυ, ὠόντος, in allusion to the convex back.



Lissotes. This insect appears to represent, on the southern coast of Africa, those species from S. America and N. Holland belonging to the genera above alluded to.

LISSOTES MENALCAS, Westw.

This species appears to form the connecting link, through the genus *Nigidius*, between the *Dorcidæ* and *Figulidæ*.

L. Howittanus, Westw., exhibits a marked difference from *L. Menalcas* in the character of the prothorax; but its similarity to that species in other respects, and its close affinity in appearance to *Nigidius*, have induced me to locate it for the present at the end of the genus *Lissotes*, immediately preceding the *Figulidæ*.

NIGIDIUS CORNUTUS ♂, ♀, M'Leay, Hor. Ent. i. p. 109.

N. cornutus, ater, nitidus; mandibulis tridentatis; clypeo punctato, antice mucronato; elytris inter strias elevatis, triplici punctorum impressorum ordine instructis, apicibus punctatis; tibiis anticis 7-dentatis.

♂ mandibularum margine supero et externo in ramum cornutum producto.

♀ mandibulis brevioribus, haud cornu supero instructis.

A second description of this species will be found in the Entomological Magazine, vol. v. p. 264, by Prof. Westwood, taken from a specimen in the British Museum, stated to have been received from Mr. M'Leay, and from Australia. Having long doubted the accuracy of this habitat, no specimens of it being contained in the numerous collections of Australian Coleoptera which have reached this country, I have only recently ascertained the true habitat of the species in question, specimens in the collections of W. W. Saunders, Esq., and of Count Mnischek, from Cambodia and Malacca, proving, upon comparison, to be identical with that in the British Museum.

NIGIDIUS OBESUS ♂, Parry.

N. convexus, brevis, nigerrimus, nitidus; capite utrinque infra oculos auriculato; mandibulis subrecurvis, intus ad basin processu bifido productis, extus pone medium dente parvo obtuso armatis; prothorace crebre grosseque punctato, in medio obsolete late longitudinaliter caniculato, angulis anticis simplicibus; elytris brevibus, convexis, rugoso-punctatis, fortiter sulcatis, interstitiis lævibus.

Hab. Penang, Malacca.

Long. corp. (mandib. incl.) lin. 7½.

This species is readily distinguished by its short, robust and convex form, and by the absence of the minute tubercle in the centre of the anterior margin of the prothorax which characterizes most of the allied species. The number of external spines on the tibiæ appears to be most variable in this genus; no instance, however, being known to me in which they are entirely wanting.

PENICHROLUCANUS COPRICEPHALUS, H. Deyrolle, Ann. Soc. Ent. Fr. Ser. iv. vol. 3, p. 485; pl. ix. fig. 11, and details.

The aberrant characters exhibited in this singular insect from Malacca (vid. l. c.), recently described from a unique specimen in Count Mniszech's Collection, preclude the possibility of assigning, with any degree of certainty, its true position in the *Lucanoidea*. It is even, I believe, still a matter of doubt among many Entomologists whether the species in question ought to be referred at all to this division of the Coleoptera. I have nevertheless placed it temporarily near *Figulus*, bearing, as it does, some similarity to the species of that genus, and equally, perhaps, also to the genera *Nigidius* and *Agnus*, the latter appearing to form the passage between *Nigidius* and *Figulus*.

FIGULUS VULNERATUS, Thomson, Cat. p. 433.

The type specimen of the above-named species from Madagascar has obligingly been communicated to me for examination by Mr. Thomson. It appears to me to be specifically identical with *F. anthracinus*, Klug (vid. Ins. v. Madagasc. 85, n. 116), differing only in the confused position of the punctures forming in the normal state the dorsal striæ by which the elytra are characterized. Mr. Thomson (p. 402) appears to be of the same opinion with Dr. Burmeister as to this species being synonymous with *Fig. sublævis* of Palissot de Beauvois, from Africa, and noticed by Professor Westwood, as a distinct species, in the Ent. Mag. v. 262, sp. 3. If the several specimens received from Senegal, Guinea and Bassan are identical with Palissot's insect, it is very evident, upon comparison with the Madagascar species, that the two are distinct.

FIGULUS SCARITIFORMIS ♂, Parry (var. minor).

F. scaritiformis, Parry, Proc. Ent. Soc. 1862, p. 113.

F. parvulus, rufo-piccus; capite grosse punctato; prothorace lævigato, lateribus vage et rude punctato, medio canaliculato,



canaliculo punctato; elytris profunde striatis, striis punctatis, apice subproducto.

Long. corp. (mandib. incl.) lin. $3\frac{1}{2}$.

Hab. Malacca. Coll. Parry.

The present briefly-described insect appears to be allied to *F. Manillarum*, Hope (*angustatus*, MS., Eschscholtz), and like that species varies considerably in sculpture according to development, rendering it difficult in a single description to characterize the different stages of its growth.

F. scaritiformis appears, however, to differ in having the elytra somewhat shorter and more depressed, the sides of the prothorax more coarsely punctate, and the central longitudinal channel longer and deeper, its punctuation also being more defined. Since my first notice of this species, several specimens of it, in the various stages of development, have been received from the same locality.

SINODENDRON AMERICANUM ♂, ♀, Palisot de Beauvois, Ins. Afric. et Amér. 192, tab. i. fig. 1, 2, 3; Melsheim. Cat. Coleop. U. S. p. 57.

S. piceum; thorace marginato, glabro, antice truncato, 7-dentato, intermedio duobusque lateralibus prominulis; capitis cornu recurvo; elytris valde et subirregulariter punctato-striatis.

Whether the description above quoted of an insect, stated to be from North America, can be considered as applying to a distinct species, admits perhaps of some doubt, no other specimen having been recorded from that country. Allusion is certainly made to it in Melsheimer's Catalogue of the United States Coleoptera, but on Palisot's authority alone.

Dr. Leconte also, in his Classification of the United States Coleoptera, mentions further that he is totally unacquainted with it. I feel, therefore, inclined to believe, from the description as well as from the great similarity of the figures given in Palisot's work to our own European species, that *Sinodendron cylindricum* has been erroneously described as a distinct species under the name of *S. Americanum*; but not being acquainted with the type specimen, the present remarks can only be taken therefore as conjecture.

DENDROBLAX EARLIANUS, White, Voy. Erebus and Terror, Zool. p. ix. pl. ii. fig. 9 ♂, 10 ♀.

The marked affinity shown in several respects by this species

to some of the sub-genera belonging to the *Dynastidæ*, and already alluded to by various authors, renders it somewhat perplexing to assign for it any satisfactory place among the Lucanoid Coleoptera.

Mr. White (l. c.) remarks that this insect approximates both to *Lamprima* and *Rhyssonotus*. Professor Westwood, in his notice of the species (vid. Tr. Ent. Soc., N. S., vol. 3, p. 213), regards it as an obscure representative of *Sphenognathus*, with the mouth of a *Sinodendron*, alluding at the same time to the female as being apterous; and, finally, Monsieur Lacordaire, in his invaluable work on the Genera of Coleoptera, to which I have already had such frequent occasion to allude, although placing it with the *Lamprimidæ*, mentions that from the remarkable character of its legs the species appears to be rather allied to the *Dynastidæ* than to the *Lucanidæ*. In this view I am disposed to coincide, but have nevertheless, under the circumstances, placed it provisionally at the end of my arrangement, immediately after the genus *Sinodendron*, thus establishing the connecting link between the Lucanoid Coleoptera and the *Dynastidæ*.

NOTE.—At one or two recent meetings of the Entomological Society, “dimorphism” or “polymorphism” has been the subject of discussion. This singular phenomenon is very marked in the Lucanoid Coleoptera; and the existence of diverse forms of the same species, often exhibiting differences in their structural characters, renders necessary an acquaintance with a series of varieties of each separate species before we can arrive at a correct classification of this interesting group.—F. J. S. P., May, 1864.





COLEOPTERORUM LUCANOIDUM CATALOGUS.

Fam. I. CHIASOGNATHIDÆ.

Genus 1. PIHOLIDOTUS, M'Leay, Horæ Entom. i. 97 (1819).

Casignetus ♀, ib. 98.*Lamprima*, Schönh. Syn. Ins. I. iii. 197 (Add.).*Chalcimon*, Dalman, Ephemer. Entom. I (1824).

- Sp. 1. P. HUMBOLDTI, [♂, ♀] Schönh. l. c. Brasilia.
 Dej. Cat. 193.
 de Castelnau, Hist. Nat. Ins. ii. 169.
 Westw. Ann. Sci. Nat. ser. 2, i. 119 (1834).
 Burm. Handb. der Entom. v. 419 (1847).
 Guérin, Icon. Règne Anim. 109, tab. xxvii. fig. 6.
lepidosus ♂, M'Leay, Hor. Entom. i. 97.
 Brullé, Hist. Nat. Ins. 427, tab. xxvi. fig. 3.
geotrupoides ♀, M'Leay, Hor. Entom. i. 98.
 Cuvier, Règne Anim. tab. xlv. fig. 5.

- Sp. 2. P. SPIXII, [♂, ♀] Perty, Delect. Anim. Artic. Braz. 54, tab. xi.
 fig. 13 (*Chalcimon*)..... Brasilia.
 Burm. Handb. v. 420.
 Lacord. Gen. Coléop. iii. 12 (1856).
Dejeanii ♂, Buquet, Ann. Soc. Ent. Fr. t. x. Bullet. p. 21.

Genus 2. CHIASOGNATHUS, Ste. Trans. Phil. Soc. Camb. iv. tab.
 i., ii. (1831).*Orthognathus*, Dej. Cat. 193.*Sphenognathus*, Buquet, Rev. Zool. 1838, p. 104.*Tetraophthalmus*, Lesson, Illustr. de Zool., tab. xxiv.

Sectio I.

- Sp. 1. C. GRANTII, [♂, ♀] Ste. l. c. Chili et Ins. Chiloe.
 Westw. Ann. Sci. Nat. 1834, p. 118.
 „ Zool. Journ. No. 19, p. 392.
 Sturm, Cat. Coleop. tab. iv. fig. 1, 2, ♂, ♀ (1843).
 Burm. Handb. v. 339 (1847).
 Gay, Hist. Chili, Zool. v. 41, Zool. Atlas, tab. xiii.
 fig. 1, 2, ♂, ♀ (1851).
 Lacord. Gen. Coleop. iii. 12 (1856).
 de Castelnau, Hist. Nat. Ins. ii. 170.
 Reiche, Ann. Soc. Ent. Fr. 1850, p. 265.
Chilensis, Lesson, l. c. (*Tetraophthalmus*).
- Sp. 2. C. JOUSSELIINI, [♂] Reiche, Ann. Soc. Ent. Fr. 1850, p. 265 Chili.
 „ Rev. Zool. 1850, p. 249.
 Schaum, Bericht der Ent. 1850, p. 48.
 Lacord. Gen. Coléop. iii. 13.

- Sp. 3. *C. MISZKECHII*, [♂, ♀] Thoms. Cat. Lucan., Ann. Soc. Ent. Fr.
1862, p. 406.....Chili.
Parry, *ante*, p. 6 (Tab. X. fig. 3).
♀ in Coll. ~~German.~~ *mus. Thoms. Lucan. Chili.*
- Sp. 4. *C. LATREILLEI*, [♂, ♀] Solier, Gay. Hist. Chili, v. 42Chili. *Paris 1831.*
Schaum, Bericht der Ent. 1851, p. 64.
Lacord. Gen. Coléop. iii. 13. *mus. de Guy. & only*
Reichii ♂, Thoms. Cat. Lucan. 407.
imberbis, Philippi et Dohrn, MS.

Sectio II.

- Sp. 5. *C. FEISTHAMELII*, [♂, ♀] Guér. Mag. Zool. 1840, tab. xxxix...
Colombia; Bolivia; N. Granada.
Guér. Dict. pittor. d'Hist. Nat. ix. 103.
Burm. Handb. v. 340 (Sphenognathus).
- Sp. 6. *C. PRIONOIDES*, [♂, ♀] Buquet, Guér. Mag. Zool. i. ser. 2, Ins.
tab. i.Colombia; N. Granada.
Guér. Rev. Zool. 1838, p. 104.
Burm. Handb. v. 341 (Sphenognathus).
Lacord. Gen. Coléop. iii. 14, tab. xxv. fig. 1.
Dej. Cat. 193 (Orthognathus).
- Sp. 7. *C. LINDENII*, [♂, ♀] Murray, Edinb. N. Ph. Journ. N. S. v. 221,
tab. iii. fig. 1, 2.Quito.
Thoms. Cat. Lucan. 409 (Sphenognathus).
- Sp. 8. *C. MURRAYI*, [♂, ♀] Thoms. Cat. Lucan. 409Venezuela.
- Sp. 9. *C. ALBOFUSCUS*, [♀] Blanchard, Ins. d'Amér. mérid. d'Orbigny, vi.
2, 193, tab. xii. fig. 7 (Orthognathus).....Peru.
In Mus. Jardin des Plantes, Paris (spec. unicum).

Genus 3. RHYSSONOTUS, M'Leay, Hor. Entom. i. 98 (1819).

- Sp. 1. *R. NEBULOSUS*, [♂, ♀] Kirby, Tr. Linn. Soc. xii. 411, tab. xxi.
fig. 12 (Lucanus)..... Nov. Holland.
M'Leay, l. c.
Dej. Cat. 193.
Sturm, Cat. 345, tab. iii. fig. 9 ♂.
de Castelnau, Hist. Nat. Ins. ii. 170.
Cuvier, Règne Anim. tab. xlv. fig. 8.
Bois-d. Faune de l'Océanie, 233.
Brullé, Hist. Nat. Ins. 428, tab. xxvi. fig. 4.
Burm. Handb. v. 336.
Lacord. Gen. Coléop. iii. 17.
foveolatus ♀, Thunb. ? (sec. Burm. l. c.).
- Sp. 2. *R. (?) JUGULARIS*, [♀?] Westw. Tr. Ent. Soc. 3rd Ser. i. 429,
tab. xiv. fig. 1Nov. Holl. (Victoria).

543. 18. *C. jousseleini* Lec. Mississch. Sept. 1865

~~*C. Subicelli* ♀ only described by Solier~~

~~*C. Subicelli* ♂ of Bordaux with dark pen. ? another sp.
not pubescent & other sp.~~

~~*C. Peruvianus* ♂ of Johnson + as to the day.~~

Jan. Dec. 1868

1. *C. jousseleini* ♂. Neiche.

con. Mississch. ♀ m. un. in it

var. *Mississchensis* ♂ of Johnson. P. in. 1 m. in own var.

2. *C. Subicelli* ♀ only. Solier ♀ only.

2 sp. in own var.

Neiche ♂ only Johnson. P. in. ♂ & ♀

♂ & ♀ of Mus Bord. as Subicelli

2 var. *C. impulsus* Parry. Chili

3. *C. Peruvianus* ♂ of Stuberh Peruv. B Mus. place near Murr

C. impulsus ♂

C. albofuscus. ? var of *C. prismoides*

55. *Jugularis*. ♀ Coll. Mississch
Parry

1. Sect.

1. *L. Labruellii*

2. *L.* { *aurata*
 { *splendens*
 { *rubrans*

3. *L. varians*

2nd Sect.

4. *L. cenea*

5. *L. Micardi*
 { *sumptuosa*

L. rubrans, an var. *aurata*,
dark purple

L. Splendens Erichs. two spec. ♀

in Berol Mus. ? a species.

shiny purple scutellum green

♀ only described by Erichson p. 109. ~~170~~

♂ & ♀ Bonn

? *aurata*

Genus 4. CACOSTOMUS, Newm. Mag. Nat. Hist. 1840, p. 364.

Lepidodes, Westw. Ann. Nat. Hist. viii. 124 (1841).

Sp. 1. C. squamosus, [♂, ♀] Newm. l. c. Nov. Holland.

Westw. Tr. Ent. Soc. N. S. iii. 211, tab. xi. fig. 6, 7.

Burm. Handb. v. 362.

Erichs. Wieg. Archiv. 1842, ii. 234.

rotundicollis, Westw. l. c. (*Lepidodes*).

Thoms. Cat. Lucan. 392 (*Lepidodus*).

Genus 5. LAMPRIMA, Latr. Gen. Crust. et Ins. ii. 152.

„ Nouv. Dict. d'Hist. Nat. xvii. 277.

M^cLeay, Hor. Ent. i. 99.

Reiche, Rev. Zool. 1841, p. 50.

Burm. Handb. v. 410.

Erichs. Wieg. Archiv. 1842, p. 108.

de Castelnau, Hist. Nat. Ins. ii. 169.

Lacord. Gen. Coléop. iii. 17.

Sectio I.

Sp. 1. L. LATREILLII, [♂, ♀] M^cLeay, Hor. Ent. i. 101 . . . N. Holl. (Sydney).

de Castelnau, l. c.

Erichs. l. c.

Hope, Cat. Lucan. 1.

Burm. Handb. v. 411.

cuprea? Latr. Nouv. Dict. d'Hist. Nat. xvii. 279.

æneus (var. *caruleus*), Donov. Ins. N. Holl. tab. i. (fig. inf. med.).

pygmaea, M^cLeay, l. c.

puncticollis ♀, Dej. Cat. (vid. Boisd. Faune de l'Océanie, 231).

ænea, Boisd. Faune de l'Océanie, 228.

Tasmaniae (var. min.), Hope, Cat. Lucan. 28.

amplicollis, Thoms. Cat. Lucan. 411.

Sp. 2. L. AURATA, [♂, ♀] Latr. Nouv. Dict. d'Hist. Nat. xvii. 278 .. Nov. Holl.

M^cLeay, Hor. Ent. i. 100.

æneus, Donov. Ins. N. Holl. tab. i. (fig. dext. med.).

Schreibers, Tr. Linn. Soc. v. 187 (secundum M^cLeay).

ænea, de Castelnau, Hist. Nat. Ins. ii. 169.

Guér. Icon. Règne Anim. 109, tab. xxvii. fig. 5.

Hope, Cat. Lucan. 1.

Schreibersii, Hope, Cat. Lucan. 1.

? *fulgida*, Boisd. Faune de l'Océanie, 231 Ins. Waigiou.

Sp. 3. ~~L. SPLENDENS~~, [♂, ♀] Erichs. Wieg. Archiv. 1842, i. 108, 2. . . Nov. Holl.

~~Burm. Handb. v. 413.~~

~~*fulgida*, Thoms. Cat. Lucan. 393.~~

An species distincta ?

Sp. 4. L. RUTILANS, [♂, ♀] Erichs. Wieg. Archiv. 1842, i. 170, 88 .. Tasmania.

Burm. Handb. v. 412.

Thoms. Cat. Lucan. 393.

Sectio II.

- Sp. 5. *L. ÆNEA*, [♂, ♀] Fab. Syst. El. i. 2, 2 (1792, Lethrus)..Ins. Norfolk. Schreibers, Tr. Linn. Soc. vi. 185, tab. xx. fig. 1 (1811, Lucanus).
 Latr. Gen. Crust. et Ins. ii. 132 (1807).
 „ Nouv. Dict. d'Hist. Nat. xvii. 278 (1817).
 Schönh. Syn. Ins. I. iii. 328.
 Burm. Handb. v. 414.
subrugosa, Hope, Cat. Lucan. pp. 1, 28.
viridis, Erichs. Wieg. Archiv. 1842, i. 109 (vid. Reiche, Ann. Soc. Ent. Fr. Ser. 3, i. 83).
- Sp. 6. *L. MICARDI*, [♂, ♀] Reiche, Rev. Zool. 1841, p. 51..
 N. Holl. (Swan River).
 Burm. Handb. v. 416.
 Hope, Cat. Lucan. I.
 Erichs. Wieg. Archiv. 1842, i. 108.
 Thoms. Cat. Lucan. 393.
varians, Germ. (sec. Reiche, Ann. Soc. Ent. Fr. ser. 3, i. 83). *but* ?
cultridens, Burm. (sec. Reiche, l. c.)
- Hull* Sp. 7. *L. VARIANS*, [♂, ♀] Germ. Linn. Ent. iii. 195.... N. Holl. (Adelaide).
 Burm. Handb. v. 415.
- Swan* Sp. 8. ~~*L. SUMPTUOSA*~~, [♂] Hope, Cat. Lucan. pp. 1, 28. N. Holl. (Swan River).
 Parry, ante, p. 7.

Genus 6. *STREPTOCERUS* (Dej. Cat. 193), Fairmaire, Ann. Soc. Ent. Fr. 1850, p. 53.

- Sp. 1. *S. SPECIOSUS*, [♂, ♀] Dej. Cat. 193Chili.
 Fairmaire, Ann. Soc. Ent. Fr. 1850, p. 53, tab. i. fig. 2.
 Westw. Tr. Ent. Soc. N. S. iii. 204, tab. xi. fig. 1 ♀.
 Lacord. Gen. Coléop. iii. 18.
Dejeanii, Solier, Gay. Hist. Chili, v. 44, tab. xv. fig. c ♂.

Genus 7. *COLOPHION*, Westw. Ann. Sc. Nat. i. ser. 2, p. 113 (1834).

- Sp. 1. *C. WESTWOODII*, [♂] G. R. Gray, Griffiths' Anim. Kingd. Ins. 534, tab. xlvi. fig. 5Afric. merid.
 Westw. l. c. tab. vii. fig. 5.
 „ Tr. Ent. Soc. N. S. iii. 197, tab. x. fig. 1.
 Burm. Handb. v. 404.
 Hope, Cat. Lucan. 6.
 de Castelnau, Hist. Nat. Ins. ii. 173.
 Lacord. Gen. Coléop. iii. 21.
lethroides, Westw. MS.

- Sp. 2. *C. THUNBERGII*, [♂] Westw. Tr. Ent. Soc. N. S. iii. 198, tab. x. fig. 2Caffraria?

L. viridis, Buckl., Berl. m. 67. 218

L. varians. ? 1st Sect.

L. s. imptiosava var L. McCardi
Oxford. 1867.

L. g. n. viridis, H. n. recorded as sp. in Howard's cat. (not in mine) }
described in Horns Cat. but not included in the Genus. of McCardi.

{ Stictopora s. nitidipennis n. sp. Coll. Mississ. Aug. 1866.
} var. genus. Solis. ? when described.

Stictopora cinctus, Philippi, Wien, Stutt. Ent. Zeit. 1864, p. 316
Probably identical with: Stictopora other form 1867.

C. Westwoodii ♂ ♀. Berl. Mus. 1867

L. portallii, n. sp. Reiche 1870

L. Purcious, a fine specimen very
measuring 4 1/2 inches, from Lebanon, in
the Journal of the Entomological Society, Aug 1866, } *L. cervus*, Harsholtz

Fam. II. LUCANIDÆ.

Genus 1. MESOTOPUS, Burm. Handb. v. 362.

- Sp. 1. M. TARANDUS ♂, Swed. Act. Holm. iii. 186, tab. viii. fig. 2
 (1787)Sierra Leonum; Guinea.
 Linn. Syst. Nat. (ed. Gmel.) iv. 1591.
 Schönh. Syn. Ins. I. iii. 322.
 Hope, Cat. Lucan. 4.
 Burm. Handb. v. 363.
 Lacord. Gen. Coléop. iii. 23.
 ♀, Parry, Proc. Ent. Soc. 1862, p. 107.
 „ ante, p. 7. (Tab. V. fig. 4.)

Genus 2. LUCANUS, Scop. Faun. Carn. (1763).

Hexaphyllus, Mulsant, Ann. Soc. Agr. Lyon (1838).

Section I.

- Sp. 1. L. CERVUS, [♂, ♀] Linn. Syst. Nat. I. ii. 559, ed. 12 (Scarabæus).. Europa.
 Fab. Syst. El. ii. 248, 3. ^{165 ♂}
 Gesner, Nat. Hist. of Beasts, &c., ~~1005~~, cum fig. (vid.
 ante, p. 8).
 Schönh. Syn. Ins. I. iii. 318.
 Kraatz, Berl. Ent. Zeitsch. 1860, pp. 68, 265, tab. vii.
 Westw. Mod. Classif. Ins. i. 187.
 Burm. Handb. v. 350.
 Erichs. Naturg. Ins. Deutschl. iii. 936.
 Lacord. Gen. Coléop. iii. 8.
 Blanchard, Ann. Sci. Nat. Ser. 3, v. 322.
 Duval, Gen. Coléop. d'Eur. iii. 7.
 Bellier, Ann. Soc. Ent. Fr. 1846, Bulletin, p. 28,
 tab. ii. fig. 3.
capreolus, Fab. Syst. El. ii. 249, 5.
capra, Oliv. Ent. I. i. 11, tab. i. fig. 1, tab. ii. fig. 1.
Dorcus, Panz. Faun. Germ. ii. 58.
hircus, Herbst, Natursyst. Coleop. iii. 299, tab. xxxiii. fig. 4 ♂,
 fig. 5 ♀.
armiger, Herbst, Natursyst. Coleop. iii. 301, tab. xxxiv. fig. 1 ♂.
maxillaris, Motsch. Bull. Moscou, 1845, i. 60 (sec. Kraatz, l. c.)
Tauricus, „ „ „ „ „ „
pentaphyllus, Reiche, Ann. Soc. Ent. Fr. 1853, p. 71; Rev.
 Zool. 1856, p. 80.
Fabiani, Mulsant, Opusc. Ent. vi. 150 (sec. Kraatz).
Pontbrianti, Mulsant, Ann. Soc. Agr. Lyon, ii. 119, tab. xii.
 Duval, Gen. Coléop. d'Eur. iii. 12.
Lusitanicus, Hope, Cat. Lucan. 9.
Americanus, „ „ „ 10.

- Sp. 2. L. TURCICUS, [♂, ♀] Sturm, Cat. 346, tab. v. fig. 1 (1843)..

Turcia; As. Min.; Græcia. *Selaron*

Duval, Gen. Coléop. d'Eur. iii. 10.

H. Deyrolle, Ann. Soc. Ent. Fr. 1860, Bulletin, p. 22.

Kraatz, Berl. Ent. Zeitsch. 1860, p. 273 (*L. cervi* var.)

Sp. 3. *L. ORIENTALIS*, [♂, ♀] Krautz, Berl. Ent. Zeitsch. 1860, p. 273..

Turcia; Asia Min.

macrophyllus, Reiche (vid. Krautz, lib. cit. p. 271) Caramania.

tetraodon, Duval, Gen. Coléop. d'Eur. iii. 11.... Asia Min.; Caucaso.

Itericus? Motsch. Bull. Moscou, 1815, p. 60.

curtulus? „ „ „

ann. soc. Ent. 1864. 362.

Sp. 4. *L. LATICORNIS*, [♂] H. Deyrolle, MS. (vid. ante, p. 9) *Caucaso. Smyrnae. arusat.*

Sp. 5. *L. TETRAODON*, [♂, ♀] Thunb. Mem. Soc. Nat. Moscou (1806)

i. 183..... Italia; Sicilia; Corsica.

Barbarossa, Costa, Faun. Napol. pars i. tab. xvii.

Burm. Hand. v. 349.

serraticornis, Duval, Gen. Coléop. d'Eur. iii. 11.

Fairmaire, Ann. Soc. Ent. Fr. 1859, p. 275.

Corsicus, Gautier des Cottes, Ann. Soc. Ent. Fr. 1860, Bulletin. p. 53.

Sp. 6. *L. BARBAROSSA*, [♂, ♀] Fab. Syst. El. ii. 251, 15., 3

Hispan.; Corsica; Afric. bor.

Duval, Gen. Coléop. d'Eur. iii. 13, tab. i. fig. 1 ♂,

fig. 2 ♀.

Schönh. Syn. Ins. I. iii. 325.

Illig. Mag. ii. 233, 1, iv. 104, 15 (sec. Schönh.)

Thunb. Mem. Soc. Nat. Mosc. i. 201, 27 (sec.

Schönh.)

? *Pontbrianti*, var. Mulsant, ubi sup. (vid. Gerst. Bericht der Ent. 1859—60, p. 110).

Sectio II.

Sp. 7. *L. LUNIFER*, [♂, ♀] Hope, Royle. Illustr. Nat. Hist. Himal. tab.

i. fig. 4 Ind. Himal.

Hope, Cat. Lucan. 9.

Lama, Burm. Handb. v. 353.

rugifrons, ♀, Hope, Cat. Lucan. 4.

Lucanica - *Neulandica* Hügel (Cachmir 53, Tab. 24. fig. 4)

Sp. 8. *L. MEARESII*, [♂, ♀] Hope, Ann. Nat. Hist. xii. 364. Ind. Himal.; Silhet.

„ Tr. Ent. Soc. iv. 73.

„ Cat. Lucan. 10.

Westw. Orient. Ent. 21, tab. x. fig. 1.

nigripes ♀, Hope, Cat. Lucan. 10.

Sp. 9. ~~*L. LUNIFER*~~, [♂] Parry, Proc. Ent. Soc. 1862, p. 103..

Ind. Or. aut Archip. Malay.

Parry, ante, p. 9 (Tab. VI. fig. 2).

Sp. 10. *L. CANTORI*, [♂, ♀] Hope, Ann. Nat. Hist. xii. 363 Ind. Or.

Hope, Cat. Lucan. 9.


„ Tr. Ent. Soc. iv. 73.

L. { *Sivini* no. Motsch. Harold
orientalis, Max.

L. { *Curculis*. Motsch. Harold.
orientalis Kratz

L. *Barbarossa*. acquainted with
2. Specimens only. Mus. Berol. & Minirech
a third specimen taken by Mr. Rosenkussen
near Granada, Spain, recorded in the publication
"Insecta andalusensia." Munich Aug. 1865
♂ & ♀ own coll. 1867.

L. *Hopei*. sec. Minirech is the
var. max. of *Maculifemoratus japonicus*



L. maculiformis } according to Count Menis both
L. hopii } one species
L. sericans } & priority

L. smithii. fig. in mus Britt

- Sp. 11. *L. VILLOSUS*, [♂] Hope, Gray. Zool. Miscell. 1831, p. 22 Nepalia.
 „ Cat. Lucan. 9.
Lama, Burm. Handb. v. 353.
lunifer, Thoms. Cat. Lucan. 393.
- Sp. 12. ~~*L. SERICANS*, [♂] Vohl. Tijd. v. Ent. iv. 103 (1861) Japonia. *china*~~
hircus? Sturm, Cat. 136 (vid. *ante*, p. 10).
 Sp. sequentis var. min.?
- Sp. 13. *L. MACULIFEMORATUS*, [♂, ♀] Motsch. Etudes Ent. 1861, p. 9. . . Japonia.
- Sp. 14. *L. VICINUS*, [♂] Hope, Cat. Lucan. 10 Ind. Or. (Poonah).
 Burm. Handb. v. 527.
- Sp. 15. *L. WESTERMANII*, [♂, ♀] Hope, Cat. Lucan. 10 Assama.
- Sp. 16. *L. SMITHII*, [♂] Parry, Proc. Ent. Soc. 1862, p. 108 Ind. Or.
 Parry, *ante*, p. 10 (Tab. X. fig. 2).
 Thoms. Cat. Lucan. 394.
- Sp. 17. *L. FORTUNEI*, [♂, ♀] Saunders, Tr. Ent. Soc. N. S. iii. 46, tab.
 iii. fig. 1 ♂, 2 ♀ China.
- Sp. 18. *L. ATRATUS*, [♂] Hope, Gray. Zool. Miscell. 1831, p. 22 Nepalia.
 „ Cat. Lucan. 10.
- Sp. 19. *L. ELAPIUS*, [♂, ♀] Fab. Syst. El. ii. 249, 4 Amer. bor.
 Oliv. Entom. I. i. 12, 4, tab. iii. fig. 7.
 Thunb. Mem. Soc. Nat. Moscou, i. 191.
 Schönh. Syn. Ins. I. iii. 322.
 Burm. Handb. v. 354.
 Melsheimer, Cat. Coleop. U. S. 57.
 De Geer, Mem. iv. 33, 3 (*L. cervi* var.).
placidus ♀, Say, Journ. Acad. Philad. v. 202.
- Sp. 20. *L. CAPREOLUS*, [♂, ♀] Linn. Mus. Lud. Ulr. 32, 30. Amer. bor.
 Linn. Syst. Nat. I. ii. 500, 2.
 Oliv. Ent. I. i. 15, 8, tab. ii. fig. 4 ♂, tab. iii.
 fig. 4 ♀.
 Herbst, Col. iii. 302, tab. xxxiv. fig. 2 ♂,
 fig. 3 ♀.
 Panz. Ent. Beitr. i. 1, tab. i. fig. 1, 8.
 De Geer, Ins. iv. 336, tab. xix. fig. 11, 12.
 Schonh. Syn. Ins. I. iii. 323.
 Hope, Cat. Lucan. 4.
Dama ♂, Fab. Syst. El. ii. 249, 6.
 Thunb. Mem. Soc. Nat. Mosc. i. 198, 22.
 Dej. Cat. 193.
 de Castelnau, Hist. Nat. Ins. ii. 171.
 Melsheimer, Cat. Coleop. U. S. 57.
trigonus? ♀, Thunb. lib. cit. 199, 24, tab. xii. fig. 4.
muticus? ♀ „ „ 205, 37.

- Sp. 21. L. LENTUS, [♂, ♀] de Castelnau, Hist. Nat. Ins. ii. 171....Amer. bor.
 Burm. Handb. v. 356.
 Melsheimer, Cat. Coleop. U. S. 57.
rupicapra, Dej. Cat. 193.

Genus 3. RHÆTUS, Parry, *ante*, p. 10.

- Sp. 1. R. WESTWOODII, [♂] Parry, Proc. Ent. Soc. 1862, p. 108 (Hexarthrius?) India vel Archip. Ind. *Jahru*
 Parry, *ante*, p. 11 (Tab. IX. fig. 2, 8).

Genus 4. HEXARTHRIUS, Hope, Cat. Lucan. 4.

Cladognathus, Burm. Handb. v. 364.
Lucanus, Oliv. Ent. I. i. 21.

- Sp. 1. H. FORSTERI, [♂, ♀] Hope, Tr. Linn. Soc. xviii. 587, tab. xl.
 fig. 1 Assama.
 Hope, Cat. Lucan. 11.
 Burm. Handb. v. 367.
serricollis ♀, Hope, Tr. Linn. Soc. xviii. 591.

- Sp. 2. H. BOWRINGII, [♂] Parry, Proc. Ent. Soc. 1862, p. 108..
 India vel Archip. Ind.
 ,, *ante*, p. 12 (Tab. IX. fig. 5, 7).

- Sp. 3. H. RHINOCEROS, [♂, ♀] Oliv. Entom. I. i. 21, tab. v. fig. 21 Java.
 Thueb. Mem. Soc. Nat. Mosc. i. 201.
 Schönh. Syn. Ins. I. iii. 322.
 Reiche, Ann. Soc. Ent. Fr. ser. 3, i. 75.
 Burm. Handb. v. 366.
falciger ♂ (var. *med.*), Hope, Cat. Lucan. 11.
longipennis ♀, Hope, Cat. Lucan. 10.
titulus ♀, Dej. Cat. 193.
 Hope, Tr. Ent. Soc. iv. 183.
 Thoms. Cat. Lucan. 394.

- Sp. 4. H. BUQUETII, [♂] Hope, Tr. Ent. Soc. iv. 182, tab. xiii. fig. 4....Java.
Rhinoceros, Burm. Handb. v. 366.

- Sp. 5. H. CHAUDOIRI, [♂] H. Deyrolle, MS. (vid. *ante*, p. 11) Sumatra.
Ann. Soc. Ent. 1864. 312. Pl. 4. fig. 1.

- Sp. 6. H. MNISZECHII, [♂] Thoms. Archiv. Entom. i. 396 .. Ind. Or. (Silhet).
 Lacord. Gen. Coleop. tab. xxv. fig. 5.

- Sp. 7. H. PARRYI, [♂, ♀] Hope, Tr. Linn. Soc. xix. 104, tab. x. fig. 2..Silhet.
 Burm. Handb. v. 367.

- Sp. 8. H. DEVROLLEI, [♂] Parry, *ante*, p. 11 (Tab. IV. fig. 1) Siama.

R. Westwoodii of C. Massachusetts
to be in his collection (olim Dupont)
from Central Texas, the head being
smooth. instead of rugose punctate
as usual in Lurans.

4. Spandori un var geograph. L. Rhinoceros?

Burmeisteri ♂ var. nov. coll Hope
be only an extreme variety
of Cuvieri. (var. nuda in Coll. Munich
from Mysore. Nov. 1869)

lateral sides of the
abdomen slightly more
1869.

Lelesseri ♀. distinct from Cuvieri ♀.
might be the ♀ of Burmeisteri

♀. no sp. ind. Gen. B.M.C. un ♀ v. Burmeisteri

Genus 5. ODONTOLABIS, Hope, Tr. Linn. Soc. xix. 105; Cat. Lucan. 5.
Anoplocnemus, Hope, Ann. Nat. Hist. xii. 364.
Calcodes, Westw. Ann. Sc. Nat. i. 118.

Sectio I.

- Sp. 1. O. VOLLENHOVII, [♂] Parry, *ante*, p. 13 (Tab. VIII. fig. 1) Borneo.
Lacordairei, Parry, MS. (olim).
- Sp. 2. O. LUDEKINGII, [♂, ♀] Voll. Tijd. v. Ent. iv. 104, tab. v. fig. 2. . Sumatra.
 Parry, *ante*, p. 13 (Tab. II. fig. 1).
- Sp. 3. O. WOLLASTONII, [♂, ♀] Parry, *ante*, p. 14. Malacca.
 (Tab. II. fig. 2, 3; tab. III. fig. 1).
- Sp. 4. O. MOUHOTII [♂], Parry, *ante*, p. 14 (Tab. I. fig. 1) . . Cambodia; Siama.
- Sp. 5. O. LACORDAIREI, [♂] Voll. Tijd. v. Ent. iv. 104, tab. v. fig. 1 (vid.
ante, p. 13) Sumatra.
- Sp. 6. O. BURMEISTERI, [♂] Hope, Tr. Ent. Soc. iii. 279, tab. xiii. fig. 3
 (gen. *Anoplocnemi* typus) . . Ind. (Mysore).
 „ Cat. Lucan. 16.
 „ Ann. Nat. Hist. viii. 302.
- Sp. sequentis var. ?
- Sp. 7. O. CUVERA, [♂, ♀] Hope, Tr. Linn. Soc. xix. 105, tab. x. fig. 3. .
 Assama; Silhet.
Saundersii ♂ (var. min.), Hope, Tr. Linn. Soc. xix. 105.
Prinsepîi ♂ (var. med.), Hope, Cat. Lucan. pp. 5, 16.
 Westw. Or. Ent. tab. xxvi. fig. 5.
Delessertii ♂, ♀ (var. min.), Hope, Cat. Lucan. pp. 5, 16.
bicolor ♂ (var. min.), Saunders, Tr. Ent. Soc. ii. 177, tab. xvi.
 fig. 3.
 — Burm. Handb. v. 360.
Gazella, Westw. Or. Ent. 54.
- Sp. 8. O. DELESSERTII, [♂] Guérin, Souv. Voy. Deless. Ins. 48, tab. xii.
 fig. 3 Ind. bor.; Neilgherries.
 Chenu, Encycl. d'Hist. Nat. tab. introd. fig. 2.
 Parry, Tr. Ent. Soc. ser. 3, i. 447.
- Sp. 9. O. GAZELLA, [♂, ♀] Fab. Syst. El. ii. 250, 9; Ent. Syst. I. ii.
 238; Mant. Ins. i. 1 Siama; China.
 Linn. Syst. Nat. (ed. Gmelin) iv. 1589.
 Herbst, Col. iii. 313, 12.
 Westw. Or. Ent. 54, tab. xxvi. fig. 2, 3, 4.
 Oliv. Ent. I. i. 13, tab. iv. fig. 13.
 Thunb. Mem. Soc. Nat. Mosc. i. 195, 16.
bicolor, Burm. Handb. v. 360.

Sectio II.

Sp. 10. *O. Dux*, [♂, ♀], Westw. Ann. Nat. Hist. 1841, p. 154. . Ins. Philippin.
Westw. Or. Ent. 17, tab. viii. fig. 1.

Cumingii, Hope, Cat. Lucan. pp. 5, 17.

Alces, Burm. Handb. v. 360.

Alces?, Petiv. Gazoph. tab. xlvi. fig. 15 (1702).

Sp. 11. *O. CARINATUS*, [♂, ♀] Linn. Mus. Lud. Ulr. 34 (Scarabæus) . .

Ind. Or. (Silhet). *Ferruginea* (L.)

Schönh. Syn. Ins. I. iii. 323.

? Thunb. Mem. Soc. Nat. Moscou, i. 193, tab. xii.
fig. 2.

Reiche, Ann. Soc. Ent. Fr. ser. 3, i. 72.

Alces, Fab. Syst. Ent. i. 1.

Oliv. Entom. I. i. 8, tab. ii. fig. 3 a.

(var. min.) Burm. Handb. v. 359.

cœmelus (var. minor), Oliv. Entom. i. 22, tab. v. fig. 19.

Siva, Hope, Cat. Lucan. pp. 5, 16.

Sp. 12. *O. BELLICOSUS*, [♂, ♀] de Castelnau, Hist. Nat. Ins. ii. 171,
tab. xvi. fig. 1. Java.

ursus ♀, de Castelnau, Hist. Nat. Ins. ii. 171, tab. xvi. fig. 2.

Vishnu (var. min.), Hope, Cat. Lucan. 17.

serrifer (var. min.), " "

Alces, Burm. Handb. v. 359.

emarginatus, Dej. Cat. 193.

Reiche, Ann. Soc. Ent. Fr. ser. 3, i. 73.

Sp. 13. *O. DALMANI*, [♂, ♀] Hope, Cat. Lucan. pp. 5, 17. .

Tenasserim; Borneo; Sumatra; Malacca.

Thoms. Cat. Lucan. 394.

pubescens ♂, Blanchard, MS.

Sectio III.

Sp. 14. *O. STEVENSII*, [♂, ♀] Thoms. Cat. Lucan. 414 Celebes.
Parry (Tab. V. fig. 2, 5).

Sp. 15. *O. DEJEANII*, [♂, ♀] Reiche, Rev. Zool. 1852, p. 21, tab. i.
fig. 4. Singaporis; Borneo; Malacca.

Lama ♂, Dej. Cat. 193 (vid. Reiche, Ann. Soc. Ent. Fr. ser. 3,
i. 72; Thoms. Cat. Lucan. 395).

Styr ♂, Blanchard, MS.

latipennis ♀, Hope, Cat. Lucan. pp. 5, 17. / 5/45

Sp. 16. *O. CASTELNAUDI*, [♂] Parry, Proc. Ent. Soc. 1862, p. 103. . . . Sumatra.
" ante, p. 14 (Tab. I. fig. 2).

O. bellicosus f. var. max. in Mus Paris
et. Gaud

O. gracilistylus Kunt. Inis. Max is *O. bellicosus*. var. max
Col. H. et. IV. 1868.

O. inaequalis. Kunt. Inis. Max var. *O. bicolor*
loc. cit

O. stuevensii. f. not in coll. Jardin des Plantes, 1866.
v. not writes, 1869. not from Celebes. (The Sangir Islands)

O. (Stuevensii) allied to n. sp. Celebes
all. minor. black. yellow borders

O. Diuombodina. H. D. p. n.
ann. Soc. Ent. Belg. 1866 Pl. p. Fig 2 ♂ (♀ incog)

O. Castelnaudi. var. max. (coll. Castelnau, var. max)
in my own. and var. minor. Castelnau as
the latter from C. Thirioleth. with figures. Aug. 6

Bicolor. in the specimens from
Borneo. punctation of mandibles
considerably stronger

Bufo. Bowd mus. is lingulatus is, 1807

regius. (var. met.). Mus. Trinick (lingulatus var. met.)

intermedius. (var.) is. (subit curved.)

- Sp. 17. *O. BICOLOR*, [♂, ♀] Oliv. Entom. I. i. 22, tab. v. fig. 20..
 Malacca; Borneo; Sumatra.
 Thunb. Mem. Soc. Nat. Moscou, i, 204, 34.
 Schönh. Syn. Ins. I. ii. 322.
 Westw. Or. Ent. 53, tab. xxvi. fig. 1.
 Burm. Handb. v. 360.
- Sp. 18. *O. BROOKEANUS*, [♂, ♀] Voll. Tijd. v. Ent. iv. 107, tab. vi.
 fig. 1 (var. med.).....Borneo.
 Parry, ante, p. 15 (Tab. VI. fig. 5, var. max.)
- Sp. 19. *O. SOMMERI*, [♂] Parry, Proc. Ent. Soc. 1862, p. 108Manilla.
 „ ante, p. 16 (Tab. VI. fig. 4).
- Sp. 20. *O. STRIATUS*, [♂, ♀] H. Deyrolle, MS. (vid. ante, p. 15)....Malacca.
Ann. Soc. Ent. 1864, 313 f. P. 18. r. 3
- Sp. 21. *O. PLATYNOTUS* ♀, Hope, Cat. Lucan. pp. 5, 18.....China.
emarginatus ♂, Saunders, Tr. Ent. Soc. N. S. iii. 49, tab. iii.
 fig. 4 ♂, fig. 5 ♂ var. min.
Evansii ♂, Westw. Tr. Ent. Soc. N. S. iii. 201, tab. x. fig. 5.
G. Chalcodes. Parry.
- Section IV.**
- Sp. 22. *O. CINGALENSIS*, [♂, ♀] Parry, ante, p. 16 (Tab. X. fig. 8)..Taprobana.
Bengalensis, Tennant, Hist. Ceylon, i. 27, Cat. Coleop.
us *Ann. Soc. Ent. 1864, 315*
- Sp. 23. *O. NIGRITA*, H. Deyrolle, MS. (vid. ante, p. 17)Taprobana.
- Sp. 24. *O. INTERMEDIUS*, H. Deyrolle, MS.Taprobana.
 Sp. nova, in Ann. Soc. Ent. Fr. 1864 descriptura. *Ann. Soc. Ent. 1864, 315*
- Sp. 25. *O. ÆRATUS* ♂, Hope, Tr. Zool. Soc. i. 99, tab. xiv. fig. 2 ♂ var.
 min. (nec ♀)..
 Tenasserim; Ins. Walliæ Principis; Malacca.
 Hope, Cat. Lucan. pp. 5, 16.
 Westw. Ann. Sci. Nat. i. 118 (Calcodes).
 „ Or. Ent. 22, tab. x. fig. 6 (var. max.)
 de Castelnau, Hist. Nat. Ins. ii. 172.
 Burm. Handb. v. 361.
 ♀, Parry (Tab. VII. fig. 9).

Genus 6. *HETEROCHTHES*, Westw., ante, p. 17.

- Sp. 1. *H. BRACHYPTERUS*, [♂, ♀] Westw., ante, p. 18Cambodia; Siama.
 (Tab. X. fig. 6 ♀, fig. 7 ♂; Tab. XI. fig. 1 ♂ var. max.,
 fig. 2 ♂ var. min., fig. 3 ♀.)

Genus 7. *NEOLUCANUS*, Thoms. Cat. Lucan. 415.

- Odontolabis*, Hope, Tr. Linn. Soc. xix. 105; Cat. Lucan. 5.
Anoplacnemus, Burm. Handb. v. 357.
Anodontobis, Parry, Tr. Ent. Soc. ser. 3, i. 447.

- Sp. 1. *N. BALADEVA*, [♂, ♀] Hope, Tr. Linn. Soc. xix. 105 Silhet.
Parry (Tab. IX. fig. 1, mandibulæ).
? *Lama*, Oliv. (vid. Parry, Tr. Ent. Soc. ser. 3, i. 453).
angulatus (var. min.), Hope, Cat. Lucan. 17.
bicolor, Burm. Handb. v. 360.
- Sp. 2. *N. SAUNDERSII*, [♂] Parry, *ante*, p. 20 (Tab. IX. fig. 3, mandib.). Ind. Or.
- Sp. 3. *N. NITIDUS*, [♂] Saunders, Tr. Ent. Soc. N. S. iii. 47, tab. iv. fig. 1. China.
- Sp. 4. *N. LATICOLLIS*, [♂, ♀] Thunb. Mem. Soc. Nat. Mosc. i. 163 Java.
Reiche, Ann. Soc. Ent. Fr. ser. 3, i. 80.
Thoms. Cat. Lucan. 395.
glabratus, Hope, Cat. Lucan. 18.
Dej. Cat. 193.
- Sp. 5. *N. CASTANOPTERUS*, [♂, ♀] Hope, Gray. Zool. Misc. 1831, p. 22. Nepalia.
,, Cat. Lucan. pp. 5, 18.
Westw. Or. Ent. 22, tab. x. fig. 5, ♂; tab. xxvi.
fig. 6, ♀.
bicolor, Burm. Handb. v. 360.
- Sp. 6. *N. SINICUS*, [♂, ♀] Saunders; Tr. Ent. Soc. N. S. iii. 48, tab. iv.
fig. 2, 3 China.
- Sp. 7. *N. CINGULATUS*, [♀] Parry, *ante*, p. 20 (Tab. IV. fig. 3) Malacca.
- Sp. 8. *N. CHAMPIONI*, [♂] Parry, *ante*, p. 20 China.

Genus 8. *CLADOGNATHUS*, Burm. Handb. v. 364.*Macrognathus*, Hope, Cat. Lucan. 5.*Metopodontus*, ,, ,, 4.*Prosopocoilus*, ,, ,, 4.*Palidognathus*, Motsch. Etudes Ent. 1861, p. 13.*Prismognathus*, ,, Schrenck. Reise, Col. (1860),
p. 138; Etudes Ent. 1861, p. 10.*Palidognathus*.
Ed. Sand. 1862.

Species Asiaticæ.

Sectio I.

- Sp. 1. *C. GIRAFFA*, [♂, ♀] Fab. Syst. El. ii. 248 (Lucanus) .. Ind. Or., Java. *Silhet*
Oliv. Ept. I. i. 21, tab. v. fig. 16.
Thunb. Mem. Soc. Nat. Mosc. i. 189, 4.
Schönh. Syn. Ins. I. iii. 318.
Burm. Handb. v. 368.
Brahminus (♂ var. min.), Hope, Tr. Linn. Soc. xix. 106.
Giraffoides ,, Hope, MS.
Whithillii ,, Hope, MS.
? *Downesii* ♀, Hope, Cat. Lucan. 19.
- Sp. 2. *C. CONFUCIUS* ♂, Hope, Ann. Nat. Hist. ii. 62; Cat. Lucan. 18. China. *Ind. Or.*
? *Downesii* ♀, Hope, Cat. Lucan. 19.

v. Saundersii g. Coll. Mus. Acad.

W. Winkleri, n. sp. Boett. ^{Zool.} Proc. Acad. Sci. 1858 cum
with long feathers, Canton Colorado

W. atavollis

number of specimens ^{right} 1869
vicinus. ^{very} near to the ^{one} is

N. Siniens g. Mus. Paris des. d.

{ Psalidognathus, was added, to
Psalidomus, by the author in
his 2d. Cat. 1862,) see a letter
from him 1866, by Junco & Tate
The name delto ^{of the} specimens ^{from}
the specimens collected in
the mountain of the Andes
in the Andes.

C. Giraffa specimens from Java
not so polished.

C. Motschulskyi n. sp. Japan. near C. Inclinatus. Coll. m.

B.M.C. Hongkong. ^{var. cinnamomeus} ~~and castaneicolor~~

~~C. castaneicolor~~ ^{Cassinius} n. sp. Pekin. 3 specimens ♂ in Mus Paris 1860

sent by Poir David to the Jardin des Plantes also in C. Muesebeck coll.

allied to C. Cinnamomeus? specimens C. Muesebeck coll.

identical with Pais magnathus (metapudatus olim)

~~Cassinius, Motsch. Mantchouren.~~
Count Muesebeck's figures see they above
sp. is identical with Serruginatus
Castaneicolor Motschulsk. Jour. 1860
former specimen. but according
to the two descriptions cannot be } Che. Isourina Coll

~~Dr. Leleandri~~ ^{presumably braderius} var minor. C. 4 no. 200 as
description differs. (var minor)
do not possess it

~~C. n. sp. castaneicolor (Muesebeck at Mantchouren)~~ C. Designatus Parry
from C. Muesebeck altus, var minor

C. n. sp. ♂ ♀. castaneicolor (Impressus Parry) etiam B.M.C. ♂ ♀
Wahlbom. 37. Ent 20. 1864

C. n. sp. ? coll. Muesebeck allied to M. Sellakli, var. minor
var. minor C. Alpestris?

P. mysticus, Parry, 1870.

Wardacii ♂? Mus Leyden. & Parry. Ins. Halmudina inedit

decipiens, ♂ Parry. Described and figured by
Wahlbom Lipschütz. von Ent 1865 coll. Leyden ♂
var. Muesebeck ♀

- Sp. 3. *C. FORFICULA*, [♂, ♀] Thoms. Rev. Zool. 1856, p. 327; Archiv.
Ent. i. 488, tab. xiv. fig. 7 ♂, 8 ♀China.

Sectio II.

- Sp. 4. *C. INCLINATUS*, [♂, ♀] Motsch. Etudes Ent. 1857, p. 29Japonia. *Lucanus*
Motsch. Etudes Ent. 1861, p. 13 (Psalidognathus). *Pl I fig. VI. declina.*
mandibularis, Thoms. Cat. Lucan. 417. *Formosa. Bates*

- Sp. 5. *C. CINNAMOMEUS*, [♂, ♀] Guér. Ic. Règne Anim. Ins. tab. xxvii.
fig. 3 (Lucanus)Java.
Burm. Handb. v. 372 (Cladognathus).
Chenu, Encycl. d'Hist. Nat. tab. x. fig. 3.
pallidipennis, Hope, Tr. Linn. Soc. xviii. 590 (Lucanus).
fulvipes ♂ (var. min.), Hope, Cat. Lucan. 13.
Rafflesii ♀, Hope, Proc. Ent. Soc. 1844, p. 106 (Lucanus).
Westw. Tr. Ent. Soc. iv. 274, tab. xx. fig. 2.

- Sp. 6. *C. CASTANEUS*, [♂, ♀] Hope, Cat. Lucan. 12India

- Sp. 7. *C. FOVEATUS*, [♂, ♀] Hope, Tr. Linn. Soc. xviii. pars 4; Cat.
Lucan. 12Ind. Or., Assama.
omissus, ♂, ♀, Hope, Tr. Linn. Soc. xviii. pars 4; Cat.
Lucan. 12.
fraternus ♂ (var. min.), Hope, Cat. Lucan. 12.
astucoides ,, ,, Tr. Linn. Soc. xviii. pars 4.

- Sp. 8. *C. MACLELLANDI*, [♂] Hope, Tr. Ent. Soc. iv. 74*vacua* *Indies*
quadrimaculatus. Parry Ann. Nat. Hist. xii. 364.
var. min. ,, Cat. Lucan. 13.

- Sp. 9. *C. CILIPES*, [♂] Thoms. Cat. Lucan. 416India.

- Sp. 10. ~~*C. QUADRINODOSUS*~~, [♂] Parry, Proc. Ent. Soc. 1862, p. 109..Ind. Or.
,, *ante*, p. 22 (Tab. VIII. fig. 4).

- Sp. 11. *C. JENKINSII*, [♂] Westw. Orient. Ent. 21, tab. x. fig. 3Assama.

- Sp. 12. *C. FLAVIDUS*, [♂] Parry, Proc. Ent. Soc. 1862, p. 110India Or.
,, *ante*, p. 27 (Tab. VIII. fig. 2).

- Sp. 13. *C. ELEGANS*, [♂] Parry, Proc. Ent. Soc. 1862, p. 110India Or.
,, *ante*, p. 27 (Tab. VIII. fig. 3).

Sectio III.

- Sp. 14. *C. WALLACEI*, [♂] Parry, Proc. Ent. Soc. 1862, p. 109....Ins. Gilolo.
♀ ♀ minima ,, *ante*, p. 23 (Tab. VII. fig. 2).

- Sp. 15. *C. DECIPIENS*, [♀] Parry, *ante*, p. 31 (Tab. IV. fig. 4)Malabar.
Specimen ♂ in Mus. Lugdun., forsitan hujus speciei.
Dejeulle Ann. Soc. Ent. 1844. n. 315

- Sp. 16. *C. LAFERIEI* ♂, Reiche, Rev. Zool. 1852, p. 24, tab. i. . . Ins. Nov. Hebrid.
 ♀, Parry, Proc. Ent. Soc. 1862, p. 109.
 „ ante, p. 23 (Tab. VIII. fig. 5).
Lifuanus ♂ (var. min.), Montrousier, Ann. Soc. Ent. Fr. 1860,
 p. 281 N. Caledonia.
- Sp. 17. *C. ASSIMILIS*, [♀] Parry, ante, p. 25 Ins. Waigiou.
productus ♀, Parry, Proc. Ent. Soc. 1862, p. 109.
- Sp. 18. *C. TRAGULUS* ♂, Voll. Tijd. v. Ent. iv. 113, tab. vii. fig. 4, 5. .
 Ins. Ternate.
 ♀, Parry, ante, p. 24 (Tab. VII. fig. 6 ♂).
productus ♂, Parry, Proc. Ent. Soc. 1862, p. 109.
- Sp. 19. *C. BISON*, [♂ , ♀] Fab. Syst. El. ii. 250 (Lucanus) . . Amboyna; Celebes.
 Oliv. Ent. I. i. 13, tab. iii. fig. 6.
 Thunb. Mem. Soc. Nat. Mosc. i. 193.
 Schönb. Syn. Ins. I. iii. 324.
 Burm. Handb. v. 373 (Cladognathus).
tesserarius, Herbst, Col. iii. 298, tab. xxxiii. fig. 3 (Lucanus).
 Voet. Col. i. 55, tab. xxx. fig. 6.
fulvolimbatus, Blanch. Voy. Pôle Sud, iv. 133, tab. ix. fig. II
 ♂, 12 ♀.
- Sp. 20. *C. CINCTUS*, [♂] Montrousier, Faune de l'Île de Woodlark, Ann. Soc.
 Agric. Lyon, vii. 26. . Ins. Woodlark, N. Guinea, Ki, Aru.
Sp. præcedentis var. ? (vid. ante, p. 22).
- Sp. 21. *C. LATERALIS*, [♂ , ♀] Hope, Cat. Lucan. 13 Ins. Philipp., Celebes.
marginatus, Burm. Handb. v. 369.
laticornis, *Esyrtis*, *ann. re. Belg. Pl. fig. 3*
- Sp. 22. *C. ZEERA*, [♂ , ♀] Oliv. Ent. I. i. 24, tab. v. fig. 17 (Lucanus) . . Birma, &c. &c.
 Thunb. Mem. Soc. Nat. Mosc. i. 206.
 Schönb. Syn. Ins. I. iii. 322.
 Voll. Tijd. v. Ent. iv. 108.
 Parry, ante, p. 25 (Tab. IV. fig. 5 ♀).
- Sp. 23. *C. SUTURALIS*, [♂] Oliv. Ent. I. i. 16, tab. iv. fig. 12 (Lucanus) . .
 Siam aut Malacca.
 Fab. Syst. El. ii. 250; Ent. Syst. I. ii. 238.
 Illig. Mag. iv. 104.
 Thunb. Mem. Soc. Nat. Mosc. i. 200.
 Hope, Ent. Mag. v. 316 Japonia.
 Parry, ante, p. 25.
- Sp. 24. *C. OCCIPITALIS*, [♂ , ♀] Hope, Cat. Lucan. 13. .
 Ins. Philipp., Celebes, Borneo.
 Westw. Orient. Ent. 22, tab. x. fig. 4.
astericus ♀, Thoms. Cat. Lucan. 417.
- Sp. 25. *C. BIPLAGIATUS*, [♂ , ♀] Westw. Tr. Ent. Soc. N. S. iii. 200,
 tab. x. fig. 4 (Lucanus) . .
 Nepalia; Thibeta; Siam.
fasciatus, Reiche, MS.

C. vittator H. Degener. Philippines.
Ann. Soc. Ent. Belg. Ann. Pl. I. Fig. 46, 1866

C. Longicornis H. Degener. Celebes.
Ann. Soc. Ent. Belg. Pl. I. Fig. 26, 1866

which is *C. vittator*
according to Count Mniszeck
distinct species ^{from} the ~~one~~
problem. ~~the~~ ~~one~~ ~~is~~ ~~not~~ ~~the~~ ~~same~~

1803. in H. v. d. Hoff's

C. antennatus. 2 specimens from Menisick.

Sericus var Mayot. Mus Menisick

^{but no notatus}
C. designatus. ~~Collected by~~ 1866

Sericus plum, with various

S. versalis et Coll. M. de 1866

C.
n. sp. Malacca loc. Menisick
allied to *C. antennatus*

Danicus ~~Thomson~~ to be identical with } ant 3.
C. castaneus 1866
stands. *C. lykellii* 1866

C. purpureus. id

- Sp. 26. *C. INQUINATUS*, [♂, ♀] Westw. Orient. Ent. tab. viii. fig. 4 India.
 Sp. præcedentis, var. ?
- Sp. 27. *C. ATTENUATUS*, [♂] Parry, ante, p. 26 (Tab. IV. fig. 2) Malacca.
- Sp. 28. *C. SERICEUS*, [♂, ♀] Westw. Tr. Ent. Soc. iv. 274, tab. xx. fig. 3
 (Lucanus) Java ; Borneo ; Malacca.
pulverosus ♂, Parry, Proc. Ent. Soc. 1862, p. 110 (Tab. VI.
 fig. 1, var. max.).
juvencus ♀ (Dej.), Thoms. Cat. Lucan. 396.
- Sp. 29. *C. FULVONOTATUS*, [♂] Parry, Proc. Ent. Soc. 1862, p. 111 Ind. or.
 „ ante, p. 28 (Tab. VI. fig. 3).
- Sp. 30. ~~*C. BISONATUS*~~, [♂, ♀] Parry, Proc. Ent. Soc. 1862, p. 111 Ind. or.
 „ ante, p. 28 (Tab. VII. fig. 3 ♂, 5 ♀).

Sectio IV.

- Sp. 31. *C. POLITUS*, [♂] Parry, Proc. Ent. Soc. 1862, p. 110 Ind. or.
 „ ante, p. 21 (Tab. X. fig. 5).
- Sp. 32. *C. DORSALIS*, [♂, ♀] Erichs. Act. Acad. Cæs. Leop. v. 16, Suppl.
 tab. xxxvii. fig. 6 Ins. Philipp.
 Parry, ante, p. 31.
- Sp. 33. *C. CAVIFRONS*, [♂, ♀] Hope, Cat. Lucan. 13 Ins. Philipp.
dorsalis ♂, Burm. Handb. v. 370.
tenuipes ♀, Hope, Cat. pp. 5, 18 (Odontolabis).
- Sp. 34. *C. APPROXIMATUS*, [♂, ♀] Parry, ante, p. 33 China Cochîn., Siama.
- Sp. 35. *C. BUDDHA*, [♂] Hope, Tr. Linn. Soc. xix. 107 (Tab. XII. fig. 3) . .
 Ind. bor.
Thibeticus (var. min.), Westw. Tr. Ent. Soc. N. S. iii. 199,
 tab. x. fig. 3.
- Sp. 36. *C. DAURICUS*, [♂, ♀] (Motsch. Etudes Ent. 1861, p. 10 Dauria. *vid. p. 83.*
 „ „ ♀, Motsch. Schrenck. Reise, Col. 138, tab. ix. *G. C. clausen*
 fig. 1 (Metopodontus).
subæneus ♂, Motsch. Schrenck. Reise, Col. 138, tab. ix. fig. 12
 (Prismognathus). 1866
- Sp. 37. *C. SQUAMILATERIS*, [♂, ♀] Parry, Proc. Ent. Soc. 1862, p. 110 . .
 Borneo, Malacca.
 „ ante, p. 26.
- Sp. 38. ~~*C. PERPLEXUS*~~, [♂] Parry, Proc. Ent. Soc. 1862, p. 111 Ind. or.
 „ ante, p. 26.

Sectio V.

- Sp. 39. *C. OWENI*, [♂, ♀] Hope, Cat. Lucan. pp. 4, 14 Assama.
subangulatus ♀ " " " pp. 6, 24 (Dorcus).
- Sp. 40. *C. FORCEPS*, [♂] Voll. Tijds. v. Ent. iv. 109, tab. vi. fig. 2 .. Sumatra.
- Sp. 41. *C. SPENCII*, [♂, ♀] Hope, Tr. Linn. Soc. xviii. 589 Assama.
 Parry, Proc. Ent. Soc. 1864, p. 8; *ante*, p. 37.
bulbosus ♂ (var. min.), Hope, Tr. Linn. Soc. xviii. 589, tab.
 xl. fig. 2.
punctiger ♀, Hope, Tr. Linn. Soc. xviii. 592 (Dorcus).
 ,, Cat. Lucan. 24.
- Sp. 42. *C. CRENICOLLIS*, [♂] Thoms. Cat. Lucan. 418 Ind. or.
- Sp. 43. *C. CURVIPES* ♀, Hope, Cat. Lucan. 25 Ind. or.
 ♂, Parry, *ante*, p. 35.
- Sp. 44. *C. RUDIS*, [♀] Westw. *ante*, p. 35 (Tab. XI. fig. 4)..
 Ind. or., vel Ins. Indicis?

Species Africanæ.

Sectio I.

- Sp. 45. *C. DOWNESII*, [♂] Hope, Tr. Zool. Soc. i. 99, tab. xiii fig. 7 ..
 Fernando Po.
 Hope, Cat. Lucan. 11.
 de Castelnau, Hist. Nat. Ins. ii. 172.
 Burm. Handb. v. 374.
- Sp. 46. *C. SAVAGEI*, [♂, ♀] Hope, Ann. Nat. Hist. ix. 494 Afric. occ.
ungulatus ♂ (var. min.), " " " ; Cat. Lucan.
 pp. 11, 12.
- Sp. 47. *C. EXIMIUS*, [♂, ♀] Parry, *ante*, p. 33 Afric. oce.

Sectio II.

- Sp. 48. *C. SERRICORNIS*, [♂] Latr. Cuv. Règne Anim. iii. tab. xvii. fig. 3..
 Madagascar.
 Burm. Handb. v. 392 (Dorcus)
 Reiche, Ann. Soc. Ent. Fr. ser. 3, i. 81.
 ? var. *serricornis* (in Mus. Parry) Mozambique.
- Sp. 49. *C. SENEGALENSIS*, [♂, ♀] Klug, Erm. Reis. Atl. 38, 103..
 Senegalia, Guinea.
 de Castelnau, Hist. Nat. Ins. ii. 172.
 Reiche, Ann. Soc. Ent. Fr. ser. 3, i. 76.
 Dej. Cat. 193 (Dorcus).
Antilopus ♂, Burm. Handb. v. 371.
 Thoms. Cat. Lucan. 396.
Martini ♂, Hope, Cat. Lucan. 14.
bispinosus ♀, Gory, MS. (Mus. Oxon.)
Parry. ante p. 34

{ P. speciosus var max
bulbosus. Linn Tr. var max
crenaticollis Mason

P. bulbosus at the Cat

M. Bulbosus Hopk. Cat. Clypeo bibulobulato
incorrect, undoubtedly, error refers to Crenaticollis
the previous, Description enum. fig. in Entom. Trans.
Trans. Oxford 1867.

C. bulbosus. Sec. Museoch. Sp. Dist

C. dentiferus n sp. And n. coll. Museoch

next C. Crenaticollis, de J. H. Dipolite
ann no Toll. 1866. 7. Pl. I. big. 4. 5.

C. curvipes, } head proportionally
C. hurdig } with irregularities

C. Domenii var max; head to mandibles
strongly recessed fron at. Oxford 1867

C sericeicornis. id. fluctuata Dub. 1868
4 ms Leyden

micacostemmes

G. Antrodeltodes Tr. Ent Soc 1869 Pl. 3. 1. ^{with Antrodeltodes}
 W. Antrodeltodes ? ^{Ch} Waters. Ent Soc. B.M.C. ^{eyes entirely decid}
Balerii. Parry. mss. ^{by Cantabrigia}

C. antelopus Sw. ^{found to be from Druys, coll.}
gundricus Hübner

Piceipennis. distinct species ^{from Antrodeltodes}
lagaria. var. max. (see Antrodeltodes).

Homoderus. Melbyi. ^{unpublished}
 in 1866. with Sp. 1 Mes. Miroseck.
 1. Mes. Miroseck. - 1 Mes. Murray.
 and in my own coll. 866 placed
 by Cantabrigia Miroseck. ^{after C. Mesotopus.}

Cyborans Jeyrellii. several specimens
 sent from Pekin to the Jardin
 des Plantes by the missionary
Père David. 1866. } Prismoc. albus. Daurica
 " Motschulsky. ^{Antrodeltodes of Pekin}

Prismognathus. Wolschulsky. Antrodeltodes. Ent. Soc. p. 10
 1860 Antrodeltodes Thomsoni. Antrodeltodes 1862

Dauricus. ♂ & ♀ Motschulsky. loc. cit. Daurica
 ♂ & ♀ Strensch. Reise. ¹⁸⁸⁰ Vol. 13 & Tab. 14. fig. XI (Metopodiontes)
subaneus. ♂ ♂ id. id. fig. XII (Prismognathus)
Jehellii. ♂ & ♀ P. v. loc. cit. p. 41.

Cylophthalma. umbrosus by Stromberg. Archiv für Naturh. Mus. Bonn 18

Sp. 50. *C. ANTILOPUS*, [♂] Swed. Act. Holm. 1787, iii. 186, tab. viii.
fig. 3 Sierra Leonum, Guinea.

Sp. 51. *C. QUADRIDENS*, [♂, ♀] Hope, Cat. Lucan. 14.. Sierra Leonum, Guinea.

Sayersii ♂ (var. max.), Hope, Cat. Lucan. 14.

piceipennis ♂ (var. med.), " " " " . *Hope Nat. Hist. Ann. v. 494.*

speculifer ♂ (var. min.), ♀, " " " "

Senegalensis ♂ (var. min.), ♀, " " " " , 4 (nec Klug).

An species distincta, vel præcedentis varietas? (vid. ante, p. 34).

Sectio III.

Sp. 52. *C. NATALENSIS*, [♂, ♀] Parry, ante; p. 36 Natalia.

Sp. 53. *C. FABER*, [♂, ♀] Thoms. Cat. Lucan. 419 (nec Dej. Cat.), (Tab. XII. fig. 2) Afric. occ.
Cristofori, Westermann, Spinola, MS.

Sp. 54. *C. MODESTUS*, [♂] Parry, ante, p. 29 (Tab. XII. fig. 1) Afric. occ.

Genus 9. *HOMODERUS*, Parry, Proc. Ent. Soc. 1862, p. 107 ; ante, p. 38.

Sp. 1. *H. MELLYI*, [♂, ♀] Parry, Proc. Ent. Soc. 1862, p. 107 ..
Guinea, Calabaria Ant. *Gabon*

Westw. Tr. Ent. Soc. ser. 3, i. 437, tab. xvi. fig. 7 ♂,
8 ♀.

Parry, ante, p. 38 (Tab. XII. fig. 6, caput ♂ var. max.).

Degeer. Ann. Soc. Ent. 1864. 316. Pl. 14. fig. 2. var. max. coll.

Genus 10. *CYCLORASIS*, Thoms. Cat. Lucan. pp. 397, 421. 1862
Cyclophthalmus, Hope, Cat. Lucan. 5.

Sp. 1. *C. PLATYCEPHALUS*, [♂, ♀] Hope, Ann. Nat. Hist. xii. 364..
Ind. or., Assama.

„ Trans. Ent. Soc. iv. 73.

„ Cat. Lucan. 5.

Westw. Orient. Ent. 17, tab. viii. fig. 2.

Thoms. Cat. Lucan. 421.

Sp. 2. *C. JERRETI*, [♂, ♀] Parry, ante, p. 41 (Tab. XI. fig. 4)..
Dauria Chowsan, Corea. *Peris. Tra.*

Sp. 3. *C. SUBNITENS*, [♂] Parry, Proc. Ent. Soc. 1862, p. 112 Ind. or.
„ ante, p. 42 (Tab. VII. fig. 1).

Genus 11. *CYCLOMMATUS*, Parry, Tr. Ent. Soc. ser. 3, i. 449.

Cyclophthalmus, Hope, Cat. Lucan. 5.

Cladognathus, Burm. Handb. v. 364.

Megaloprepes, Thoms. Cat. Lucan. 420.

- Sp. 1. *C. METALLIFER*, [♂, ♀] Boisd. Voy. Astrolabe, Ent. Col. 236,
tab. vi. fig. 20 Ins. Batchian. *Cebu*
Parry, *ante*, p. 39.
aneomicans ♂ (var. min.) ♀, Parry, Proc. Ent. Soc. 1862, p. 111.
- Sp. 2. *C. TARANDUS*, [♂, ♀] Thunb. Mem. Soc. Nat. Mosc. i. 190,
tab. xii. fig. 1 (Lucanus) Borneo.
Burm. Handb. v. 374.
White, Low. Hist. Sarawak, App. 115, Ins. fig. 1.
rangifer (var. med.), Schönh. Syn. Ins. I. iii. 322.
Westw. Orient. Ent. 21, tab. x. fig. 2.
- Sp. 3. *C. MNISZECZKI*, [♂, ♀] Thoms. Rev. Zool. 1856, p. 526; Cat.
Lucan. 397 (Megaloprepes) China.
- Sp. 4. *C. STRIGICEPS*, [♂] Westw. Orient. Ent. 18, tab. viii. fig. 5. Ind. or.
multidentatus (var. min.) ,, ,, 17, tab. viii. fig. 3.
- Sp. 5. *C. AFFINIS*, [♂] Parry, *ante*, p. 40 Ins. Philipp.; Borneo.
- Sp. 6. *C. MAITLANDI*, [♂] Parry, *ante*, p. 40 (Tab. XII. fig. 4) Ins. Nias.
- Sp. 7. *C. FAUNICOLOR*, [♂] Hope, Proc. Ent. Soc. 1844, p. 106 Java.
Westw. Tr. Ent. Soc. iv. 273, tab. xx. fig. 1.
- Sp. 8. *C. DEHAANI*, [♂] Westw. Ann. Nat. Hist. 1841, p. 124 Java.
Burm. Handb. v. 375.
metallifer, Hope, Cat. Lucan. 5.
- Sp. 9. *C. INSIGNIS*, [♂] Parry, Proc. Ent. Soc. 1862, p. 111 Archip. or.?
Sp. 10. C. Haupti .. *ante*, p. 41. *Cebu*
- Genus 12. *CANTHAROLETHIRUS*, Thoms. Cat. Lucan. 411.
- Sp. 1. *C. LUXERII*, [♂] Buquet, Ann. Soc. Ent. Fr. 1843, p. 51 (Dorcus) ..
Columbia.
Parry, Proc. Ent. Soc. 1864, p. 6; *ante*, p. 6 (Tab.
IX. fig. 6).
Georgius, Thoms. Cat. Lucan. 412.
- Sp. 2. *C. RICHII*, [♀] Hope, Tr. Ent. Soc. iv. 182, tab. xiii. fig. 3 (Pho-
hidotus) Columbia.
Burm. Handb. v. 420, n.
Lacord. Gen. Col. iii. 12.
Thoms. Cat. Lucan. 413.
Chenu, Encycl. d'Hist. Nat. tab. x. fig. 4.
An species distincta, vel fœmina præcedentis ?
- Genus 13. *LEPTINOPTERUS*, Hope, Ent. Mag. v. 316 (1838).
Psalicerus, Dej. Cat. 194.
Psolidostomus, Burm. Handb. v. 377 (1847).

C. n. sp. ^{Kaup's} Cassiopeus ♂
H. Duges, Ann. Soc. Belg. 1856.
Pl. II. Pl. 2. ♀. incognita
rouge metallé & moult. single sp.

~~Cassiopeus~~
Cassiopeus
coll. Muséum

forms the passage between
Homon derus

C. Metallifer, grand développement ♂
in Mus. Muséum. from ~~Paris~~ ^{Paris} ~~mus~~ ^{mus}
voyage. H. Duges Ann. Soc. Belg. 1856
Pl. II. fig 1

~~C. n. sp. near Cassiopeus, Java. near Bonaire. etc. etc. etc. C. ins.~~

C. n. sp. near Cassiopeus of Philippines
C. n. sp. ? ♂. B Mus. C. affinis

C. affinis. ♂ ~~un sp.~~ Mus. Brit. Philippines

C. Maitlandi var max. of C. fuscicornis
det. C. Muséum. received by him from Maitland's
pen. 1859.

C. Insignis. Bonaire. var max? Coll. Percy, Chain Coll. M.

C. Luxerii ♂
Reedii ♀? } coll. Muséum

L. rubescens Thos Berl Mus 1867.
an var med. *L. Bygi*.

L. cunctatus, M.S. Mus Berl. 1867 several specimens resembles
L. niger but more shiny one strong sup. ribs both on
l. mandible. black central just is not coming to should
and legs a variety in Coll with black.

Sectio I.

- Sp. 1. *L. FRYI*, [♂] Parry, Proc. Ent. Soc. 1862, p. 112.....Brasilia.
 ,, *ante*, p. 43 (Tab. VII. fig. 4).
- Sp. 2. *L. FEMORATUS*, [♂, ♀] Fab. Syst. El. ii. 249; Ent. Syst. ii. 237
 . (Lucaous)Brasilia.
 Oliv. Ent. I. i. 17, tab. iv. fig. 10.
 Thunb. Mem. Soc. Nat. Mosc. i. 189.
 de Castelnau, Hist. Nat. Ins. ii. 172, tab. xvii. fig.
 1, 2.
 Schönh. Syn. Ins. I. iii. 323.
 Burm. Handb. v. 378 (Psalidostomus).
 Dej. Cat. 194 (Psalicerus).
rufifemoratus ♀, Hope, Cat. Lucan. 5.
- Sp. 3. *L. ERYTHROCNEMUS*, [♂] Burm. Handb. v. 378 (Psalidostomus).. Brasilia.
 Dej. Cat. 194 (*sec.* Burm.)
tibialis, Klug, Spec. alt. Ent. Braz. 20; Nov. Act. phys. med.
 Soc. Cas. Leop. Car. n. c. xii. 2, 431 (*sec.* Burm.).
femoratus, Thoms. Cat. Lucan. 397.
- Sp. 4. *L. TIBIALIS*, [♂, ♀] Esch. Ent. in Nat. Wiss. Abh. aus Dorpat, i.
 61, tab. i. fig. 1 (Lucanus)Brasilia.
 Burm. Handb. v. 379 (Psalidostomus).
 Hope, Cat. Lucan. 5.

Sectio II.

- Sp. 5. *L. MELANARIUS*, [♂, ♀] Hope, Cat. Lucan. 15.....Brasilia.
funereus (var. min.) ,, ,, pp. 5, 15.
morio, Burm. Handb. v. 379.
nigripes, Dej. Cat. 194 (*sec.* Thoms.).
- Sp. 6. *L. IBEX*, [♂, ♀] Billb. Nov. Ins. Sp. n. 1 (Lucanus)Brasilia.
 Sturm, Cat. Coleop. 67, tab. ii. fig. 18*a* (var. max.),
c (var. min.).
 Germ. Mag. iv. 366.
aries ♀, Dej. Cat. 194 (*sec.* Reiche, Ann. Soc. Ent. Fr. ser. 3,
 i. 78).
complanatus ♂, Dej. Cat. 194 (*sec.* Reiche, l. c.).
polyodontus ♂ (var. max.), Dej. Cat. 194 (*sec.* Reiche, l. c.).
sarcorhamphus, de Castelnau, Hist. Nat. Ins. ii. 172.
- Sp. 7. *L. V.-NIGER*, [♂, ♀] Hope, Cat. Lucan. pp. 5, 15Brasilia.
triangularis, Dej. Cat. 194 (Psalicerus).
 Burm. Handb. v. 380 (Psalidostomus).
- Sp. 8. *L. PULCHELLUS* ♂ (MS. Mus. Berol.)Amer. merid.
- Sp. 9. *L. POLYODONTUS*, [♂, ♀] Hope, Cat. Lucan. 15Brasilia.
 Burm. Handb. v. 381.

- Sp. 10. *L. ROTUNDATUS*, [♂] Parry, Proc. Ent. Soc. 1862, p. 112 (Psali-
dostomus) Amer. merid. (Bras. ?)
Parry, *ante*, p. 43 (Tab. VII. fig. 6).
pachygnathus, MS. Mus. Berol. (Dorcus).

Genus 14. *MACROCRATES*, Burm. Handb. v. 381.

- Sp. 1. *M. BUCEPHALUS*, [♂ , ♀] Burm. Handb. v. 382 Brasilia.
Hope, Cat. Lucan. 15.
Reiche, Ann. Soc. Ent. Fr. ser. 3, i. 78.
♀, Dohrn, Stett. Ent. Zeitsch. 1862, p. 155.
longicornis, Burm. MS.

Fam. III. *DORCIDÆ*.

Genus 1. *HEMISODORCUS*, Thoms. Cat. Lucan. 421.

Dorcus, Burm. Handb. v. 383.

Macrognathus, Hope, Cat. Lucan. 5.

- Sp. 1. *H. NIPALENSIS*, [♂ , ♀] Hope, Gray. Zool. Miscell. 1831, p. 22.
(Lucanus); Cat. Lucan. 19 Nepalia; Assama.
Burm. Handb. v. 391.
similis, Hope, Zool. Miscell. 1831, p. 22; Cat. Lucan. 19.
Chevolatii, Hügel, Ins. Kaschmir, iv. 532.
Chenu, Mag. de Zool. 1845, tab. xlv.
Rafflesii (var. max.), Hope, Tr. Linn. Soc. xix. 588.
Parryi (var. min.), „ Proc. Ent. Soc. 1843, p. 94; Tr.
Ent. Soc. iv. 183; Cat. Lucan. 21.

- Sp. 2. *H. MACLEAYII*, [♂ , ♀] Hope, Cat. Lucan. pp. 6, 19. Assama.

- Sp. 3. *H. GRACILIS*, [♂ , ♀] Saunders, Tr. Ent. Soc. N. S. iii. 47, tab. iii.
fig. 3 (*Cladognathus*) China.

- Sp. 4. *H. VICIPENNIS*, [♂] Westw. Tr. Ent. Soc. N. S. iii. 202, tab. x.
fig. 6 (*Cladognathus*) China vel Thibeta.

- Sp. 5. *H. PASSALOIDES* ♀, Hope, Cat. Lucan. 24 Java, Borneo.
♂, Parry, *ante*, p. 44 (Tab. X. fig. 4).

Genus 2. *DITOMODERUS*, Parry, *ante*, p. 45.

- Sp. 1. *D. MIRABILIS*, [♂ , ♀] Parry, *ante*, p. 45 (Tab. XII. fig. 6) .. Borneo.

Genus 3. *EURYTRACHELUS*, Thoms. Cat. Lucan. 421.

Platyprosopus, Hope, Cat. Lucan. 6.

Dorcus, Burm. Handb. v. 383.

Dej. Cat. 193.

L. rotundatus G. Buffm.

~~cf. pulchellus with Hemisoderus~~

H. McLeayii var. max. Mus. Paris

Pussaloides placed by Count Michalek with
g. Cladognathus but? a very anomalous
species. ♂ & ♀ both punctate & striate

<u>Titanus</u> .	Celebes	} var. geograph. ? see
is. var.	Malacca	
is. var.	Sumatra	
is. var.	Singapore	
Westernmost.	Burma	
platymelus.	China, Japan	} Clypeus different from T. Character of mandible the same as
is. var.	Laos	

E. Alcides. ♂ ♀ n. sp. Nov. Tijds. 1855. cum fig. Sumatra
2. specimens

E. Bubalus, var. minor. E. Bucephalus Java
after capture by me. May. 11th 1865

Eurycephalus. Burma. Mr. v. Vell. informs me that
the mandibles ^{head} and prothorax of this sp. are
the Leyden coll. described and figured by Vell.
1866

Castelmardi. n. sp. var. med. Besjant Coll. Muz. Zool. (after E. J. J. J. J.)
Duynd. Proc. v. 1866. Pl. II. fig. 3.
near var. med. Rhynchus

E. Eurycephalus. ♂, 1 spec. Mus. Berol. f. 11
mandibles short and thick pubescent.
extending only to the center of the
frons. E. Suezia sp. destructa

Berlin Mus.

Section I.

- Sp. 1. *E. BUCEPHALUS*, [♂, ♀] Perty, Cat. Col. Ind. Or. 36, fig. 5
 (Lucanus)..... ~~India, Archip. Ind.~~ ? Java or
 Burm. Handb. v. 384.
Briareus ♂, Hope, Cat. Lucan. 20. *no locality*
Urus ♂, Dej. Cat. 193 (Dorcus); vid. Reiche, Ann. Soc. *Javan*
 Ent. Fr. Ser. 3, i. 79.
Axis ♂ (var. min.), Dej. Cat. 193.. *Java*
rugifrons ♀, Hope, Cat. Lucan. 24. *Java*
~~*lateralis* ♀, Dej. Coll. (vid. Reiche, l.c.) *var. min.*~~
punctifrons ♀, Sturm. Cat. Coleop. 136. *Java*
subcostatus ♀, De Haan, MS. *Silat. Java*
~~*umbellatus* ♂, Perty, var. *min.*~~
- Sp. 2. *E. TITAN*, [♂, ♀] Boisd. Faune de l'Océanie, 237; Voy.
 Astrolabe, tab. vi. fig. 19 (Lucanus)..
 Archip. Ind.; Ins. Philipp.; Celebes, Java. *Sumatra*
 Burm. Handb. v. 384 (Dorcus).
 Voll. Tijd. v. Ent. iv. 10.
- Sp. 3. *E. WESTERMANI*, [♂] Hope, Tr. Linn. Soc. xix. 106 Silhet.
- Sp. 4. *E. PLATYMELUS*, [♂, ♀] Saunders, Tr. Ent. Soc. N. S. iii. 50,
 tab. iii. fig. 7..... China. *Tonkin*
pilifer ♂, Voll. Tijd. v. Ent. iv. 112, tab. vi. fig. 4.
marginalis ♀, Saunders, Tr. Ent. Soc. N. S. iii. 53, tab. iv.
 fig. 6.
obscurus ♀, Saunders, Tr. Ent. Soc. N. S. iii. 52, tab. iv. fig. 7.
- ~~Sp. 5. *E. BUCALUS*, [♂] Perty, Cat. Col. Ind. Or. 35 (Lucanus) *Ind. or, Java?*
eurycephalus, Burm. Handb. v. 387 (sec. Reiche, Ann. Soc.
 Ent. Fr. ser. 3, i. 79, et Lacord. Gen. Col.
 iii. 79).
 Species distincta, vel *E. Bucephali*, vel *E. Titanis* var. min.?~~
- Sp. 6. *E. TITYUS*, [♂, ♀] Hope, Tr. Ent. Soc. iv. 74 Ind. or., Silhet.
Falco, ♂, Hope, Cat. Lucan. 6.
Chevrolatii, ♂, Thoms. Cat. Lucan. 308 (*nec* Hope).
semirugosus, ♂ (var. min.), Thoms. Cat. Lucan. 422.
evanatus, ♀, Thoms. Cat. Lucan. 426.
lineatopunctatus, ♀, Hope, Zool. Miscell. i. 22; Cat. Lucan. 23.
- Sp. 7. *E. SAIGA*, [♂, ♀] Oliv. Ent. I. i. 29, tab. v. fig. 18 (Lucanus)..
 Java, Sumatra.
 Fab. Syst. El. ii. 250.
 Schönh. Syn. Ins. I. iii. 32, 22.
 Burm. Handb. v. 387 (Dorcus).
elaphus, Herbst, Col. Icon. tab. xxxiii. fig. 6.
gypnotos, de Castelnau, Hist. Nat. Ins. ii. 172.
Chevrolatii (var. max.), Hope, Ann. Nat. Hist. xii. 364; Cat.
 Lucan. 20.
incertus (var. min.), Hope, Cat. Lucan. 22.

Sp. 7. E. SAICA—*contin.**dubius* (var. min.), Hope, Cat. Lucan. 21.*indeterminatus* ,, ,, ,, 22.*lateralis* ♀, Dej. Cat. 193. *Reich. Ann. Ent. 1853 u. 80 van Meelis**pygargus* ♀, ,, ,,*inermis* ♀, Fab. (sec. spec. in Mus. Hopeiano).

Sp. 8. E. CRIBRICEPS, [♂, ♀] Chevr. Rev. Zool. 1841, p. 224... Ins. Philipp.

Moloschus, Hope, Cat. Lucan. 21 (1845).*Oryx*, Burm. Handb. v. 389 (1847).

Sp. 9. E. PURPURASCENS, [♂, ♀] Voll. Tijl. v. Ent. iv. 111, tab. vii.

fig. 1, 2 ♂ (fig. 6 ♀; vid. ante, p. 24)..

Sumatra, Malacca.

Sp. 10. E. CONCOLOR, [♂] Blanch. Voy. Pôle Sud, iv. 133, tab. ix.

fig. 10 Amboyna.

Ceramensis, Thoms. Cat. Lucan. 424.

Sp. 11. E. THOMSONI, [♂] Parry, ante, p. 47 Ins. Molucc.

var. ? *Scimitaria*, *Thomsoni*, ..

Sectio II.

Sp. 12. E. REICHI, [♂, ♀] Hope, Ann. Nat. Hist. xii. 364; Tr. Ent.

Soc. iv. 74; Cat. Lucan. 21 Silhet.

cognatus (var. min.), Hope, Ann. Nat. Hist. xii. 364; Tr. Ent.

Soc. iv. 75.

Blanchardi (var. min.), Hope, ll. cc.; Cat. Lucan. 21.*punctilabris* (var. min.), Hope, ll. cc.

Sp. 13. E. NIPONENSIS, [♂, ♀] Voll. Tijl. v. Ent. iv. 113, tab. vii. fig.

3 (Dorcus) Japonia;

diabolicus, Thoms. Cat. Lucan. 423.

Genus 4. DORCUS, McLay, Hor. Ent. i. 111.

Thoms. Cat. Lucan. 398.

Sectio I.

Sp. 1. D. ANTAEUS, [♂] Hope, Ann. Nat. Hist. xii. 364; Tr. Ent. Soc.

iv. 74; Cat. Lucan. pp. 6, 20 (*Platyprosopus*)... Assama.Hujus speciei sit forsitan femina *Dorcus Scaritides* (post, p. 90) ?

Sp. 2. D. DIHAANI, [♂, ♀] Hope, Tr. Linn. Soc. xix. 106; Cat.

Lucan. 22 Assama.

Klugii ♂ (var. max.), Thoms. Cat. Lucan. 424.*cuvirens* ♂ (var. min.), Hope, Tr. Linn. Soc. xviii. 589; Cat.

Lucan. 22.

1. Reichii. Clypeo haavo. lateribus
parum angulato prodehis; clypei
tenuiter punctulati 1. sp.

2. Cognatus, un speciei distincta
Clypeo transverso emarginato
Clypei creberrime punctulati

3. Ceramensis Thomson, good specis. Paris. 1866. Ceram
atolops

4. concolor

5. Geonatinis Thomson, specis.

6. Canderei Parvy Cat. 1869.

7. Castelnauvii n. sp. Bengal ⁵ with varius Deck. Paris 1866.
allied to var mus Reichii.
H. Dupouille Ann. Soc. Belg. 1866. Pl. II. fig 3. Bengal.

{ n. sp. near hipponensis. red femora
20. from Ceylon. ♂ & ♀ rubrofemoratus. taken at ^{Trichy} 2. fig 1. 2.
E. hematomera V. V. G. vid. Sig. & C. Cat. 1866.
8. rubrofemoratus. n. sp.

~~9. n. sp. ♀ Coll. H. V. G. concolor strongly punctured. red legs. 1867~~

10. varius Deck. ? var mus from both islands



Cos ^{Scissors} Tubus. Leuck. Proc. nat. Hist. Philad.
1822. p. 11. List add. 1864 says
above. previously attributed to but
it described is an extreme var. of
D. Parallelus. How. 1864. p. 11.

brevis. Blund. in Proc. Ent. Soc.
1844. p. 2. 185 mentions this
species. Its name again been
used with in N. Jersey. How. 1864.

S. tricus. How. Ind. or. Trans. Geol.
Surv. 1864. p. 11. of a sp. of Regulus or Regulus

Sp. 3. *D. HOPEI*, [♂, ♀] Saunders, Tr. Ent. Soc. N. S. iii. 50, tab. iii.
 fig. 8 China.
striatopunctatus (var. min.), Saunders, Tr. Ent. Soc. N. S. iii.
 51, tab. iv. fig. 5.
striatus ♀, Saunders, Tr. Ent. Soc. N. S. iii. 53, tab. iv. fig. 4.

Sp. 4. *D. PARRYI*, [♂] Thoms. Cat. Lucan. 425 Ins. Celebes.

Sp. 5. *D. TERNATENSIS*, [♂] Thoms. Cat. Lucan. 423 Ins. Ternate.
Thomsoni. [var.] Parry and H. 47.

Sectio II.

Sp. 6. *D. VICINUS*, [♂, ♀] Saunders, Tr. Ent. Soc. N. S. iii. 51, tab. iv.
 fig. 9 ♂ China.

Sp. 7. ~~*D. SUMOLARIS*~~ [♂] Hope, Cat. Lucan. pp. 6, 23 India.
Bengalensis (var. min.) ,, pp. 6, 22.

Sp. 8. *D. BINERVIS*, [♂] Motsch. Etudes Ent. 1861, p. 18. Ins. Tzousima (Coreæ).

Sp. 9. *D. CYLINDRICUS*, [♂] Thoms. Cat. Lucan. 427 India.

Sp. 10. *D. PARALLELUS*, [♂, ♀] Burm. Handb. v. 395 Amer. bor.
 Knoch, Melsheimer, Cat. 57.
 Say, Journ. Acad. Nat. Sc. Philad. iii. 248.

Voetii, Schönh. Syn. Ins. I. iii. 326 (Lucanus).

aper, Dej. Cat. 193.

Hope, Cat. Lucan. 6.

Sp. 11. *D. BREVIS*, [♂] Say, Journ. Acad. Nat. Sc. Philad. v. 202 (vid.
 Melsheimer, Cat. 57) Amer. bor.

Sp. 12. *D. MAZAMA*, [♂] Leconte, Proc. Acad. Nat. Sc. Philad. 1861,
 p. 345 N. Mexico.
 Parry, ante, p. 51.

Sp. 13. *D. PARALLELEPIPEDUS*, [♂, ♀] Linn. Syst. Nat. I. ii. 561
 (Lucanus) Europa, Tanger.

M'Leay, Hor. Ent. i. 111.

Burm. Handb. v. 393.

Mulsant, Lamell. de Fr. 581, tab. i.
 fig. 18.

Lucas, Ann. Soc. Ent. Fr. 1858, Bulletin,
 p. 4.

Ratzeb. Forst. Ins. i. 86, tab. iii. fig. 19.

Dufour, Ann. Sc. Nat. ser. 2, xviii. 166,
 fig. 5 A.

Schönh. Syn. Ins. I. iii. 325.

Truquii ♂, var., Mulsant, Ann. Soc. Linn. Lyon, ii. 14.

bituberculatus ♀, M'Leay, Hor. Ent. i. 112.

ignitus. Gay H. of Coll.

arabicus. w. is 1869.

- Sp. 14. *D. MUSIMON*, [♂, ♀] Gené, Ins. Sard. i. 32, tab. i. fig. 23 ♀,
ii. 23, tab. i. fig. 19 ♂Sardinia, Afric. bor.
Burm. Handb. v. 394.
- Sp. 15. *D. PEYRONIS*, [♂, ♀] Reiche et Sauley, Ann. Soc. Ent. Fr. ser.
3, iv. 407, tab. xii. fig. 9Syria; Caramania.
- Sp. 16. ~~*D. SCARITUS*~~, [♀] Hope, Cat. Lucan. 24.....Ind. Himalay.
Forsitan *D. Antæi* (*ante*, p. 88) *fœmina*?
- Sp. 17. *D. DERELICTUS*, [♀?] Parry, Proc. Ent. Soc. 1862, p. 112..Ind. Himalay.
" *ante*, p. 50.
- Sp. 18. *D. HYDROPHILOIDES*, [♀] Hope, Cat. Lucan. 23..
N. Holl.; Ins. Melville.
- Sp. 19. ~~*D. CARBONARIUS*~~, [♀] West. Tr. Ent. Soc. ser. 3, i. 515, tab. xxi.
fig. 3.N. Holl. *Sch. in*
- Sp. 20. ~~*D. PLEURIDIS*~~, [♀] Westw. Tr. Ent. Soc. N. S. iii. 220; *ib.* ser.
3, i. 514, tab. xxi. fig. 2..Sin. Moreton. (Nov. Holl.).
Hujus speciei sit forsitan mas *Lissotes Howittanus* (post, p. 97)?
Psakiolomus rectus ♂ 1857. h. 4
Genus 5. *MACRODORCAS*,* Motsch. Etudes Ent. 1861, p. 15.
{ *Pentidustanus*, " " 1857, p. 29.
~~*Pentidustanus*~~ " " 1862.
- Sp. 1. *M. RECTUS*, [♂, ♀] Motsch. Etudes Ent. 1861, p. 16Japonia.
" " 1857, p. 29.
- Sp. 2. *M. RUGIPENNIS*, [♂] Motsch. Etudes Ent. 1861, p. 16Japonia.
- Sp. 3. *M. STRIATIPENNIS*, [♂] Motsch. Etudes Ent. 1861, p. 17.....Japonia.
- Sp. 4. *M. CRIBELLATUS*, [♂] Motsch. Etudes Ent. 1861, p. 17.....Japonia.
- Genus 6. ~~*SEIROGNATHUS*~~,* Motsch. *Seirognathus*
- Sp. 1. ~~*S. CASIANICOLOR*~~, [♂] Motsch. Etudes Ent. 1861, p. 12..Ins. Tzousima. (*Juhon*)
- Genus 7. *GNAPHALORYX*, Burm. Handb. v. 396.
Macrognathus, Hope, Cat. Lucan. 5.
Dorcus, Dej. Cat. 194.
- Sp. 1. *G. TAURUS*, [♂, ♀] Fab. Syst. El. ii. 250 (Lucanus) Archip. Ind.
Hope, Cat. Lucan. 5 (*Macrognathus*).
Bonasmus, Dej. Cat. 194 (*Dorcus*).
opacus, Burm. Handb. v. 397.

* Genera *Macrodorcas* et *Seirognathus* descriptionibus solummodo mihi cognita.

Graphuloryx.

ites n. sp. v. Vol. Ins. Gebet. Zifid v. Ent. 1865, fig

gigas. n. sp? malaccensis

~~... in ... 186 ... near G. malaccensis
... gigas?~~

gigas. Phillipensis n. sp. Desportes. Philippines
Ann. Soc. Ent. Belg. 1866. Pl. II fig 4.
and to G. g. acuminatus.
~~... gigas?~~

gigas. Ogives. H. Desportes. Malacca.
Ann. Soc. Ent. Belg. 1866. Pl. II. fig 5.
and to acuminatus. gigas sp.

- Sp. 2. *G. SQUALIDUS*, [♂, ♀] Hope, Cat. Lucan. pp. 5, 19.....Java.
tomentosus, Burm. Handb. v. 397.
 Dej. Cat. 194.
lutulentus, Dehaan, MS.
- Sp. 3. *G. DILATICOLLIS*, [♂] Parry, *ante*, p. 51Archip. Ind.?
- Sp. 4. *G. PARVULUS*, [♂, ♀] Hope, Cat. Lucan. pp. 6, 25 (Dorcus)..
 Ins. Philipp.
- Sp. 5. *G. SCULPTIPENNIS*, [♂] Parry, *ante*, p. 52N. Guinea.
- Sp. 6. *G. VELUTINUS*, [♂, ♀] Thoms. Cat. Lucan. 426 (Dorcus)Ind. or.

Genus 8. *ÆGUS*, M^cLeay, Hor. Ent. i. 112.
 Burm. Handb. v. 398.

Sectio I.

- Sp. 1. *Æ. ACUMINATUS*, [♂, ♀] Fab. Syst. El. ii. 251 (Lucanus)..
 Java, Sumatra.
 Schönh. Syn. Ins. I. iii. 325.
 Burm. Handb. v. 399.
cornutus ♂, Thunb. Mem. Soc. Nat. Mosc. i. 202, tab. xii. fig. 3.
cicatricosus ♀, Wied. Zool. Mag. II. i. 108 (vid. *ante*, p. 52).
lutens ♀, Westw. Tr. Ent. Soc. N. S. iii. 118, tab. xii. fig. 4
 (vid. *ante*, p. 51).
obscurus ♀, M^cLeay, Hor. Ent. i. 113 (*sec.* Burm.)
striatellus ♀, Petty, Col. Ind. Or. 35 (*sec.* Burm.)
- Sp. 2. *Æ. LUNATUS*, [♂, ♀] Weber, Obs. Ent. i. 83 (Lucanus)..Java, Sumatra.
 Fabr. Syst. El. ii. 252.
 Schönh. Syn. Ins. I. iii. 327.
 Illig. Mag. i. 249; *ib.* iv. 104, 19 et 25.
 Thunb. Mem. Soc. Nat. Mosc. i. 203.
 Burm. Handb. v. 400.
 Hope, Cat. Lucan. 6.
 Thoms. Cat. Lucan. 399.
falciger, Westw. Ann. Sc. Nat. ser. 2, i. 118, sub. 10.
porcellus, Dej. Cat. 194 (Dorcus).
depressus, Illig. Wied. Archiv. I. i. 105.
punctatus ♀, Fabr. Syst. El. ii. 253.
 Sp. *præcedentis* var. *minor*? (vid. *ante*, p. 53).
- Sp. 3. *Æ. KANDIENSIS*, [♂, ♀] ^{Parry} Hope, Cat. Lucan. 6 (vid. *ante*, p. 53)..
 Ins. Taprob., Philipp. et Borneo.
 Thoms. Cat. Lucan. 399.
cicatricosus ♀, Hope, Cat. Lucan. 6.
- Sp. 4. *Æ. CHELIFER*, [♂, ♀] M^cLeay, Hor. Ent. i. 113 (vid. *ante*, p. 54)..
 Cambodia, Malacca.
 Boisd. Voy. Astrolabe, 235.
 ? Montrouzier, Faun. Woodlark, p. 27Ins. Woodlark.

Sectio II.

- Sp. 5. *Æ. CAPITATUS*, [♂, ♀] Westw. Tr. Ent. Soc. iv. 275, tab. xx.
fig. 5 (Dorcus).. Malacca, Borneo, Ins. Walliæ Principis.
platycephalus, Westw. l. c. (Dorcus).
Thoms. Cat. Lucan. 399.
Burm. Handb. v. 401.
distinctus (var. med.), West. Tr. Ent. Soc. iv. 276, tab. xx.
fig. 8 (Dorcus).
Burm. Handb. v. 402.
æqualis (var. min.), Westw. l. c., tab. xx. fig. 6 (Dorcus).
Burm. p. 401.
Malabaricus ♀, Westw. l. c., tab. xx. fig. 7 (Dorcus).
Burm. l. c.
sinister ♀, Hope, Cat. Lucan. pp. 6, 23 (Dorcus).
- Sp. 6. *Æ. PARALLELUS*, [♂] Hope, Cat. Lucan. pp. 6, 22 (Dorcus)..
Ind. bor. et Ins. Walliæ Principis.
Sp. præcedentis vel sequentis var. min. ?
- Sp. 7. *Æ. LABILIS*, [♂] Westw. *ante*, p. 54 (Tab. XII. fig. 5).. Ind. (Darjeeling).
- Sp. 8. *Æ. LÆVICOLLIS*, [♂, ♀] Saunders, Tr. Ent. Soc. N. S. iii. 54,
tab. iv. fig. 8 China.
punctiger ♀, Saunders, Tr. Ent. Soc. N. S. iii. 55, tab. iii. fig. 6.
- Sp. 9. *Æ. ESCHSCHOLTZII*, [♂] Hope, Cat. Lucan. pp. 6, 22..
Malacca, Ins. Walliæ Principis.
- Sp. 10. *Æ. PLATYODON*, [♂, ♀] Parry, Proc. Ent. Soc. 1862, p. 112..
Ins. Gilolo.
„ *ante*, p. 56 (Tab. X. fig. 1).
? chelifer (var. min.), Montrousier (vid. *ante*, p. 54).
- Sp. 11. *Æ. BLANDUS*, [♂] Parry, *ante*, p. 57 Ins. Salwatty, N. Guinea.
- Sp. 12. *Æ. PUNCTIPENNIS*, [♂, ♀] Parry, *ante*, p. 58 Borneo.
- Sp. 13. *Æ. SERRATUS*, [♂] Parry, *ante*, p. 58 (Tab. V. fig. 1)..
Ins. Morty (Oc. Pacif. bor.)
- Sp. 14. *Æ. INSIPICUS*, [♂] Thoms. Cat. Lucan. 428 Ins. Celebes.
? chelifer (var. min.), Montrousier (vid. *ante*, p. 54.)
- Sp. 15. *Æ. IMPRISICOLLIS*, [♂, ♀] Parry, *ante*, p. 58 (Tab. V. fig. 3)..
Borneo; Malacca.
- Sp. 16. *Æ. INERMIS*, [♂ ?] Fabr. Syst. El. ii. 251, 17 (vid. *ante*, p. 49).. Sumatra.
M^rLeay, Hor. Ent. i. 113.
- Sp. 17. *Æ. INIERRUPTUS*, [♂ ?] M^rLeay, Hor. Ent. i. 113 India ?
Westw. Ann. Sc. Nat. ser. 2, i. 118.
Burm. Handb. v. 401.

Cygnus, allied to lividus, n. s. Bates. Formosa. Proc. Zool. Soc. 1866. p. 30.

Cygnus, n. sp. gracilis ♂ ♀. Coll. Munro.
allied to Dg. Platydou? Amboina unique sp.
H. Dyroth. Ann. Soc. Ent. Belg. 1866. Pl. II. fig 6.
allied to Dg. serratus Parry.

Cygnus unicolor. Malacca. in m. fortiment chancière in
avant du thorax.
H. Dyroth. Ann. Soc. Ent. Belg. 1866. unique specimen
Pl. II. fig. 7

eg. unicus n. sp. in Monist. ch. 1853.
" " with Myrmica but less
brilliant (vid ante).

specifex n. sp., described in
" loc. Isis. Deud. 1852. p. 148. Schnepp
Rev. Lond. xv. n. 120. Stip. cent.

Cretaceous, Mulsant. & Rey.
sur les Lacs de Lyon & p. 72
sur les Alpes

Caucasus, in Persia & vid. in ... Aug. 1864

Sp. 18. *Æ. POLITUS*, [♂] Montrousier, Faune de Woodlark, p. 28.. Ins. Woodlark.
? *chelifer*, Montr. (vid. ante, p. 54).

Sp. 19. *Æ. MALACCUS*, [♂, ♀] Thoms. Rev. Zool. 1856, p. 516..

Malacca; Sumatra. *Borneo* &c.
rectangulus (var. max.), Voll. Tijd. v. Ent. iv. 115, tab. vii.
fig. 7.

Sp. 20. *Æ. MYRMIDON*, [♂, ♀] Thoms. Rev. Zool. 1856, p. 516 Malacca.

Dejean ann. soc. ent. Belg., 1866.
Pl. 2. fig. 9.

Sp. 21. *Æ. ADELPHUS*, [♂, ♀] Thoms. Cat. Lucan. 428 Borneo.

Dejean ann. soc. ent. Belg. 1866.
Pl. II. fig. 8.

Sp. 22. *Æ. GLABER*, [♂] Parry, ante, p. 59 N. Guinea.

Section III.

Sp. 23. *Æ. TRILOBATUS*, [♂] Parry, Proc. Ent. Soc. 1862, p. 113 Borneo.
,, ante, p. 59 (Tab. VII. fig. 7).

Genus 9. *ALCIMUS*, Fairmaire:

Sp. 1. *A. DILATATUS*, [♀] Fairm. Rev. Zool. 1849, p. 416, tab. xi. fig. 6..

Ins. Wallis.

Genus 10. *PLATYCERUS*, Geof. Ins. Env. Paris, i. 59.

Sp. 1. *P. CARABOIDES*, [♂, ♀] Linn. Syst. Nat. I. ii. 561 (*Lucanus*).. Europa.
Fabr. Syst. El. ii. 253.

Oliv. Ent. I. i. 20, tab. ii. fig. 2.

Schönh. Syn. Ins. I. iii. 329.

Curtis, Brit. Ent. vi. 274.

Thunb. Mem. Soc. Nat. Mosc. i. 194.

Burm. Handb. v. 405.

capra, De Geer, Mem. iv. 334, tab. xii. fig. 11.

rufipes, Fabr. Syst. El. ii. 253.

Latr. Gen. Cr. et Ins. ii. 134, 2, obs.

spinifer, var. ?, Schaufuss (Cat. Coleop., Dresd. 1863).

Sp. 2. *P. CAUCASICUS*, [♂] Parry, ante, p. 60 Caucaso.

Sp. 3. *P. QUERCUS*, [♂, ♀] Weber, Obs. Ent. i. 85 (*Lucanus*) Amer. bor.
Burm. Handb. v. 406.

Schönh. Syn. Ins. I. iii. 331.

Melsh. Cat. Coleop. U. S. 57.

securidens? Say, Journ. Acad. Nat. Sc. Philad. iii. 249; *id.*

Col. Exped. Rocky Mountains.

piceus? Kirby, Faun. Amer. bor. 141 (Melsh. Cat.)

Scaritoides? Thunb. (Sturm. Cat. 1843, p. 136).

virescens? Fabr. App. Syst. Ent. 817.

virescens, Dej.

Sp. 4. *P. DEPRESSUS*, [♂, ♀] Leconte, Agass. i. Supp. p. 224 Amer. bor.
Melsh. Cat. Coleop. U. S. 57.

piceus? Kirby, Faun. Amer. bor. 141.

Helopoides, Dej. Cat. 194.

~~Sp. 5. P. OREGONENSIS, [♂] Westw. Tr. Ent. Soc. iv. 277, tab. xx. fig. 9. Oregon.~~
~~*securidens* ? Say, Journ. Acad. Philad. iii. 249.~~

Sp. præcedentis varietas ? (vid. Leconte, Proc. Acad. Nat. Sc. Philad. 1861, p. 345).

Sp. 6. P. CÆRULESCENS, [♂] Leconte, Proc. Acad. Nat. Sc. Philad. 1861, p. 345 California.
 Parry, *ante*, p. 60.

Sp. 7. P. AGASSII, [♀] Leconte, Proc. Acad. Nat. Sc. Philad. 1861, p. 345 California.
 Parry, *ante*, p. 60.

Sp. 8. P. ? EBENINUS, [♂] H. Deyrolle, MS. ^{*Ann. Soc. Ent. 1864, 317. Pl. IV. f. j 4*} Brasilia.
 N. Sp. cujus descriptio in Ann. Soc. Ent. Fr. 1864.

Genus II. SCORTIZUS, Westw. Ann. Sc. Nat. ser. 2, i. 119.

Sp. 1. S. MACULATUS, [♂, ♀], Klug, N. Act. Ac. Nat. Cur. XII. ii. 432 (Lucanus) Brasilia.
 Burm. Handb. v. 422.
 Westw. Tr. Ent. Soc. N. S. iii. 210, tab. xi. fig. 8.
 Lacord. Gen. Coleop. iii. 31.
 Hope, Cat. Lucan. I.

irroratus, Hope, Tr. Zool. Soc. i. 100, tab. xiv. fig. 3 ♀ (Pholidotus).
 Westw. Ann. Sc. Nat. ser. 2, i. 119.
 Chenu, Encycl. d'Hist. Nat. tab. xv. fig. 1 ♂.

Sp. 2. S. CUCULLATUS, [♂, ♀] Blanch. Voy. d'Orbigny, vi. 194; Ins. tab. xii. fig. 10 ♂ (Lucanus) Chili.
 Solier, Gay. Hist. Chili, Zool. v. 46, tab. xv. fig. 4 ♂ (Sclerostomus).
cornutus ♀, Solier, MS.

Genus 12. SCLEROSTOMUS, Burm. Handb. v. 423.

Sclerognathus, Hope, Cat. Lucan. 7.
Epipedus, Solier, Gay. Hist. Chili, Zool. v. 49.
Pycnosiphorus, ,, ,, ,, 56.
Godartia, Chenu, Encycl. d'Hist. Nat. tab. xv. fig. 6.

Subtio I.

Sp. 1. S. BACCUS, [♂, ♀] Hope, Cat. Lucan. 26 (Dorcus) Chili.
Darwinii, Burm. Handb. v. 424.
 Solier, Gay. Hist. Chili, Zool. v. 48 (Dorcus).
Chilensis, Dej. Cat. 193 (Dorcus).

P. regimensis var. Quercus, sic. Harold. ? ~~depression~~
~~as P. regimensis (sic. Leconte)~~

D. Leconte is, in List of Coleopt. Trans. 1863. 1866

P. depressionis ? Harold right.
regimensis, ?

Spinell. and the baby.

- Sp. 2. *S. FEMORALIS*, [♂, ♀] Guér. Rev. Zool. 1839, p. 303...Chili, Patagonia.
 Solier, Gay. Hist. Chili, v. 51 (Epidedus).
 Westw. Tr. Ent. Soc. N. S. iii. 209, tab. xii. fig. 9.
Darwinii ♂ (var. max.), Hope, Ann. Nat. Hist. viii. 302;
 Cat. Lucan. 25.
rubripes ♂ (var. min.), Hope, Cat. Lucan. 26.
 Burm. Handb. v. 424.
rufifemoralis ♂, Curtis, Voy. Capt. King, Magellan, Tr. Linn.
 Soc. xix. 456.
rufipes ♀ Solier, Gay. Hist. Chili, v. 50.
Spinola, " " " " 52.
leiocephalus, " " " " 53.
modestus, Philippi, Anal. Univ. Santiago, 1859 (vid. Stett. Ent.
 Zeit. 1860, p. 245).
- Sp. 3. *S. FAIRMAIRII*, [♂, ♀] Parry, ante, p. 61Chili.
- Sp. 4. *S. ROULETI*, [♂, ♀] Solier, Gay. Hist. Chili, v. 53 Chili.
- Sp. 5. *S. CÆLATUS*, [♂, ♀], Blanch. Voy. d'Orbigny, vi. 2, tab. xii.
 fig. 8 ♀ Chili.
 Solier, Gay. Hist. Chili, v. 49.
variolosus, Hope, Cat. Lucan. 25.
vittatus, Burm. Handb. v. 423 (Scortizus).
 Thoms. Cat. Lucan. 400.
Cumingii, Hope (olim).
circumdatus, Dej. Coll. (nec Cat.)
- Sp. 6. *S. FASCIATUS*, [♀] Germain, Anal. Univ. Santiago, 1855, p. 397,
 n. 36 (Tab. III. fig. 4). Chili.
Seydole Ann Soc Ent 1864 p 312
- Sp. 7. *S. LINEATUS*, [♀] H. Deyrolle, MS. (Tab. III. fig. 3). Peru.
 N. sp. cujus descriptio in Ann. Soc. Ent. Fr. 1864. p. 319.

Sectio II.

- Sp. 8. *S. PLAGIATUS*, [♂] Burm. Handb. v. 425. Brasilia.
hastatus, Westw. Tr. Ent. Soc. N. S. iii. 205, tab. xi. fig. 2.
 Thoms. Cat. Lucan. 400.
mandibularis Solier ex-clist
- Sp. 9. *S. LESSONII*, [♂, ♀] Buquet, Ann. Soc. Ent. Fr. 1842, p. 283,
 tab. xii. fig. 1Chili.
 Chenu, Encycl. d'Hist. Nat. tab. xv. fig. 6 (Godartia).
~~Solier, Gay. Hist. Chili, v. 55.~~
mandibularis, " " " 56, tab. xv. fig. 5 (Pycno-
 siphorus). *incorrectly lettered "Dorcus lucanulus"*
- Sp. 10. *S. PHILIPPI*, [♂, ♀] Westw. ante, p. 61 (Tab. XI. fig. 5.).....Chili.
 Sp. sequentis var.?

- Sp. 11. *S. PALLIDOCINCTUS*, [♂, ♀] Fairm. et Germ. Coleop. Chil. 2
(Dorcus) Chili.
- Sp. 12. *S. VITTATUS*, [♂, ♀] Esch. Ent. 2; Nat. Wiss. Abhandl. aus
Dorpat, i. 65 (Lucanus) Chili.
Blanch. Voy. d'Orbigny, vi. 194, tab. xii. fig. 9. *♂. 9 var. max*
Solier, Gay. Hist. Chil. v. 50.
rubrovittatus, Blanch. l. c. (olim).
Burm. Handb. v. 423 (Scotizus).
S. Lissomithus *Beugnot, var. max*

Sectio III.

- Sp. 13. *S. COSTATUS*, [♂, ♀] Burm. Handb. v. 426 Brasilia.
Westw. Tr. Ent. Soc. N.S. iii. 209, tab. xi. fig. 5 ♀.
Hope, Cat. Lucan. 27. *Hope newby*
cuniculus, Thoms. (Dej. Cat.) Cat. Lucan. 429.
- Sp. 14. ~~*S. NIGRIVITTATUS*~~, [♂, ♀] Westw. Tr. Ent. Soc. N. S. iii. 207,
tab. xi. fig. 3 Brasilia.
cribratus ♀, Thoms. Cat. Lucan. 429.
An sp. sequentis var. ?
- Sp. 15. *S. CRUENTUS*, [♂] Burm. Handb. v. 425 Brasilia.
- Sp. 16. *S. SIGNATIPENNIS*, [♂] H. Deyrolle, MS. Brasilia.
Species nova, cujus descriptionem dabit Dom. Deyrolle in Ann. Soc.
Ent. Fr. 1864.
- Sp. 17. ~~*S. DIFFORMIS*~~, [♂] Westw. Tr. Ent. Soc. N. S. iii. 208, tab. xi.
fig. 4 Brasilia.
- Sp. 18. *S. TUBERCULATUS*, [♀] Solier, Gay. Hist. Chil. v. 54 Chili.

Genus 13. OÖNOTUS, Parry, *ante*, p. 63.

- Sp. I. *O. ADSPERSUS*, [♀] Bohem. Ins. Caffr. ii. 384 (Dorcus) Natalia.
Westw. Tr. Ent. Soc. ser. 3, i. 435, tab. xvi. fig. 4.

Genus 14. LISSOTES, Westw. Tr. Ent. Soc. N.S. iii. 213.

- Gerstäcker, Bericht d. Ent. 1855, p. 57.
Sclerostomus, Thoms. Cat. Lucan. 400.

Sectio I.

- Sp. I. *L. RETICULATUS*, [♂, ♀] Westw. Tr. Ent. Soc. iv. 275, tab. xx.
fig. 4 (1815); *ib.* N.S. iii. 218, tab. xii. fig. 9. .
N. Zealandia.
squamidorsis, White, Voy. Ereb. and Terror, 9, tab. ii. fig. 2
(Dorcus, 1846).
Blanch. Voy. Pôle Sud, iv. 140 (Dorcus).
cicatricosus, Burm. Handb. v. 403 (Agus, 1847).
Zealandicus, Faun. Rev. Zool. 1849, p. 414 (Dorcus).
Blanch. l. c. tab. ix. fig. 13.

? *S. neotragus*, var. *S. cruentus*

S. ditomoides, var. *minor* *S. neotragus*

G. Lissoles, 1869.

Species, nov. Zealandiae

1. *L. Menalcas* ♂ ♀
2. *L. reticulatus* ♂ ♀
3. *L.* nov. Zealandiae ♂ ♀

Species N. Holl.

1. ~~*L. Howittianus* ♂ ♀ melb. vit~~
2. ~~*L. Pectorides* ♀~~
3. ~~*L. furcicornis* ♂ ♀ melb. vit~~
4. ~~*L. latidens* ♂ Tasmania var. c.~~
5. ~~*L. obtusatus* ♂ ♀ v. Diamond~~

6. ~~*L. caneroides* oleis ♂ ♀ v. Diamond~~
- 6 bis. ~~*L. reticulatus* ♂ ♀~~
7. ~~*L. pruvianus* Panz. Miss ♂ ♀ melb.
New Zealand loc. Howitt~~
8. ~~*L. launces. vi.* ♂ ♀ in ch~~
9. ~~*L. crenatus* ♂ ♀~~
10. ~~*L. ? obtusatus* var. Panz ♀ in ch~~

Sp. 2. *L. NOVÆ-ZEELANDIÆ*, [♂, ♀] Hope, Cat. Lucan. 25 (Dorcus)..
N. Zealandia.

punctulatus, White, Voy. Ereb. & Terror, 9 (Dorcus).
caviceps, Westw. Tr. Ent. Soc. N. S. iii. 212, tab. xii. fig. 6 ♂,
7 ♀ (Sclerostomus).

Sp. 3. *L. CANCROIDES*, [♂, ♀] Fabr. Syst. El. ii. 251 (Lucanus)... Tasmania.
curvicauda Oliv. Ent. I. i. 18, tab. iv. fig. 11.

Westw. Ent. Mag. v. 267, cum fig.; Tr. Ent. Soc.
N. S. iii. 215.

Boisd. Voy. Astrolabe, 234. *L. Georgia* *is*. *Coleo. Japon.*
Burm. Handb. v. 402 (Ægus).

Thunb. Mem. Soc. Nat. Mosc. i. 200.

Schön. Syn. Ins. I. iii. 326.

Sp. 4. *L. SUBTUBERCULATUS*, [♂] Westw. Tr. Ent. Soc. N. S. iii. 215,
tab. xii. fig. 2 N. Holl. ?

Sp. præcedentis varietas ?

Sp. 5. *L. CRENATUS*, [♂, ♀] Westw. Tr. Ent. Soc. N. S. iii. 216, tab. xii.
fig. 3 N. Holl.

Cancroides, Thoms. Cat. Lucan. 400.

Sp. 6. *L. OBTUSATUS*, [♂, ♀] Westw. Ent. Mag. v. 267, cum fig. (Dor-
cus); Tr. Ent. Soc. N. S. iii. 217 (Lissotes).. Tasmania.

Burm. Handb. v. 402 (Ægus).

Reiche, Ann. Soc. Ent. Fr. ser. 3, i. 82.

Sp. 7. *L. CURVICORNIS*, [♂] -Boisd. Faune de l'Océanie, 235 N. Hollandia.
Latr. MS.; Dej. Cat. 194.

Thoms. Cat. Lucan. 400.

Sp. præcedentis varietas ?

Sectio II.

Sp. 8. *L. HOWITTANUS*, [♂] Westw. Tr. Ent. Soc. ser. 3, i. 513, tab. xxi.
fig. 1 (Dorcus) N. Holl. or.

~~Hujus sit forsitan femina *Dorcus Pectorides*, ante, p. 90 ?~~

melbourne
trichura

Sp. 9. *L. MENALCAS*, [♂, ♀] Westw. Tr. Ent. Soc. N. S. iii. 214, t. b.
xii. fig. 1 (vid. ante, p. 63) Nov. Hollandia.

Fam. IV. FIGULIDÆ.

Genus 1. *NIGIDIUS*, M^rLeay, Hor. Ent. i. 103.

Westw. Ann. Sc. Nat. ser. 2, i. 121.

Eudora, de Castelnau, Hist. Nat. Ins. ii. 174.

Sectio I.

Sp. 1. *N. GRANDIS*, [♂] Hope, Ann. Nat. Hist. viii. 302; Tr. Ent. Soc.
iii. 279; Cat. Lucan. 26 Sierra Leonum, Gabono.

Georgianus, Thoms. Arch. Ent. ii. tab. i. fig. 4.

Mniszechii, ,, ,, p. 47.

- Sp. 2. *N. BUBALUS*, [♂] Swed. Act. Holm. 1787, p. 187, tab. viii. fig. 4
 (Lucanus)Guinea, Senegalia.
 Westw. Ent. Mag. v. 266 (Nigidius).
 Burm. Handb. v. 432.
integer, Westw. Ent. Mag. v. 265.
auriculatus, Klug, Eim. Reis. Atl. 39, 104, tab. xv. fig. 10.
erver, Dej. Cat. 194 (Figulus).
Midas, de Casteln. Hist. Nat. Ins. ii. 174, tab. xvii. fig. 5
 (Eudora).
- Sp. 3. *N. DELGORGUEI*, [♂, ♀] Thoms. Cat. Lucan. 430Natalia.
- Sp. 4. *N. AURICULATUS*, [♂, ♀] Guér. Icon. Règ. Anim. tab. xxvii. fig. 4
 (Platycerus)Senegalia, Gabono.
 Westw. Ent. Mag. v. 265 (Nigidius).
 Burm. Handb. v. 433.
 Thoms. Arch. Ent. ii. 48.
- Sp. 5. *N. NITIDUS*, [♂, ♀] Thoms. Cat. Lucan. 431.....Senegalia, Gabono.
 An var. tantùm sp. præcedentis?
- Sp. 6. *N. CORNUTUS*, [♂, ♀] M'Leay, Hor. Ent. i. 109, fig. 6 (partes
 oris)Cambodia, Malacca.
 Westw. Ent. Mag. v. 264.
 Burm. Handb. v. 434.
 Parry, *ante*, p. 63.
- Sp. 7. *N. OBESUS*, [♂] Parry, *ante*, p. 63Malacca.
- Sp. 8. *N. LEVICOLLIS*, [♂, ♀] Westw. Ent. Mag. v. 264Ins. Philipp.
 Hope, Cat. Lucan. 7.
forcipatus, Westw. Ent. Mag. v. 267.
 (Esch. MS.), Dej. Cat. 194 (Figulus).
 Burm. Handb. v. 433.
 Thoms. Cat. Lucan. 401.

Sectio II.

- Sp. 9. *N. MADAGASCADIENSIS*, [♂, ♀] de Cast. Hist. Nat. Ins. ii. 175
 (Eudora).....Madagascaria.
 Westw. Ent. Mag. v. 266 (Nigidius).
 Burm. Handb. v. 434.
Bucephalus, Dup. MS.; Hope, Cat. Lucan. 7.

Genus 2. *AGNUS*, Burm. Handb. v. 441.

- Sp. 1. *A. FGENUS*, [♂] Burm. Handb. v. 442Mauritio.
agnus, Dej. Cat. 194 (Dorcus).
 Reiche, Ann. Soc. Ent. Fr. ser. 3, i. 84.

agnus *unus* *200* *Sub. 1800* *p. 324*

Reiche

1. *Nigidius*? n. sp. *Parryi*, *Bates Proc. Ent. Soc. Fremont, June 1866.*
mandibles, more like in *G. Figulus*.

2. *n. formosinus*, *Bates, id. id.*

N. Bubalus, see *Bohemani*, Part 2. 384. *id. N. Delgorguei*

N. precipatus, *id. id. Ent. Soc. Fremont* (responding to *quelt. Cat. uncoll. Burma*)
slight punctate impression on *Burm.* West. probably
antibabianus.

N. Icarialis, *West. through Tracy*

N. Hædulus, *Det. Philhellini (Cott. Hoke Java)* ~~the same~~
appears to be distinct (*Cott. nubi*)
Tubercles on the anterior of thorax, punctation
on lateral side of the thorax, less strong
very doubtful as to Java being the habitat
two specimens identical in my coll.
Paj. redoubt. see Reich. Entom. 1. 1850. 84
identical with *P. castaneus*, *West. id. Thomson Cat.*

N. G. near *agnus*, and *Figulus*
discovered by *Malacoste* in the mountains
of the Isle of Bourbon, size of a large
Figulus, head small, with no difference
in the two sexes. Telios of the male
(anterior) curved in *g. straight*
later described by *Coquelet* several specimens

Amnicidius Godefrayi, *Cope! Bourbon*
ann. soc. Ent. VI. 1866. 326 Pl. III. fig 1
8 g. con. mixed

G. agnus, *egens*, *Burm. vid. Cope's ann. soc. Ent. VI. 1866. 315:*
appears to be rare *Ind. Bourbon*

(*Agropygus* for
the *Indo* for
distinct Genus
Paris. *Ent. 59*)

Pericnolucanus Prof. Westwood
having examined the insect is of
opinion that it belongs to the
genus Pericnolucanus (see Com. Mus. Zool.)

Genus 3. PENICHIROLUCANUS, H. Deyr. Ann. Soc. Ent. Fr. ser. 4, iii. 485.

Sp. 1. *P. COPRICENHATUS*, [] H. Deyr. l. c. tab. ix. fig. 11 (vid. *ante*,
p. 64) Malacca.

Genus 4. FIGULUS, M'Leay, Hor. Ent. i. 110.

Westw. Ann. Soc. Nat. ser. 2, i.

119; Ent. Mag. v. 261.

Burm. Handb. v. 435.

Sectio I.

Sp. 1. *F. SUBLÆVIS*, [♂] Pal. de Beauv. Ins. Afr. et Amer. i. 3, tab. i.
fig. 3 (Lucanus) Afric. occ.

Westw. Ent. Mag. v. 262 (Figulus).

Schönh. Syn. Ins. I. iii. 331.

? Thoms. Cat. Lucan. 402.

monilifer, Parry, Proc. Ent. Soc. 1862, p. 113.....Nov. Zealandia?

Sp. 2. *F. ANTHRACINUS*, [♂, ♀] Klug, Ins. Madagasc. 85Madagascaria.
Sturm, Cat. Coleop. 137.

ebenus, Westw. Ann. Soc. Nat. ser. 2, i. 120, tab. vii. fig. 4;

Ent. Mag. v. 261.

vulneratus, Thoms. Cat. Lucan. 433 (vid. *ante*, p. 64).

Sp. 3. *F. NIGRITA*, [♂, ♀] Westw. Ent. Mag. v. 261Senegalia.
Hope, Cat. Lucan. 7.

sublævis, Burm. Handb. v. 436.

Thoms. Cat. Lucan. 402.

ovis?, Dej. Cat. 194.

An sp. distincta, vel *F. sublævis* (Pal. de Beauv.) var. ?

Sp. 4. *F. LÆVIFENNIS*, [♂, ♀] Montrousier, Ann. Soc. Ent. Fr. 1860,
p. 286.....N. Caledonia.

Sectio II.

Sp. 5. *F. TRILOBUS*, [♂, ♀] Westw. Ent. Mag. v. 263N. Hollandia.
Burm. Handb. v. 439.

cornutus, Thoms. Cat. Lucan. 401 (Nigidius).

Sp. 6. *F. INTEGRICOLLIS*, [♂], Thoms. Cat. Lucan. 431Ins. Mariannæ.

Sp. 7. *F. REGULARIS*, [♂, ♀] Westw. Ann. Sc. Nat. ser. 2, i. 120;
Ent. Mag. v. 263N. Holl.

Hope, Cat. Lucan. 7.

Burm. Handb. v. 437.

Australicus, Thoms. Cat. Lucan. 432.

Pacificus, Dej. Cat. 194.

Sp. 8. *F. SULCICOLLIS*, [♂, ♀] Hope, Cat. Lucan. 26Port. Essingtonio.

- Sp. 9. *F. FOVVICOLLIS*, [♂, ♀] Boisd. Faun. de l'Océ. 259 (Platycerus)..
 Ins. Maris Pacif. merid.
 Purm. Handb. v. 437 (Figulus).
 Fairm. Rev. Zool. 1849, p. 414.
insularis, Blanch. Voy. Pôl. Sud, 142, tab. ix. fig. 14 (sec.
 Fairm. l. c.)
Woodlarkianus, Montrousier, Faun. Woodlark, 26.
Lifuanus, „ „ Ann. Soc. Ent. Fr. 1860, p. 237.
- Sp. 10. *F. STRIATUS*, [♂, ♀] Oliv. Ent. I. i. 19, tab. iv. fig. 14 (Lucanus)..
 Mauritio, et Ins. Borbonica.
 Fabr. Syst. El. ii. 253.
 Westw. Ent. Mag. v. 262 (Figulus).
 Hope, Coleopt. Man. 79.
 Burm. Handb. v. 428.
 Schönl. Syn. Ins. I. iii. 331 (Platycerus).
striata, de Cast. Hist. Nat. Ins. ii. 175, tab. xvii. fig. 6 (Eudora).
- Sp. 11. *F. CONFUSUS*, [♂, ♀] Westw. Ent. Mag. v. 262..Ind. or.?, Cambodia.
 Burm. Handb. v. 429.
striatus?, M^rLeay, Hor. Ent. i. 100.
- Sp. 12. *F. LATICOLLIS*, [♂, ♀] Thoms. Cat. Lucan. 402Ins. Philipp.
 Keiche, Ann. Soc. Ent. Fr. ser. 3, i. 84.
- Sp. 13. *F. SUBCASTANIUS*, [♂, ♀] Westw. Ent. Mag. v. 263Java.
 Burm. Handb. v. 428.
 Hope, Cat. Lucan. 7.
- Sp. 14. *F. MANILLARUM*, [♂, ♀] Hope, Cat. Lucan. 26Ins. Philipp.
angustatus? (Esch. MS.), Dej. Cat. 194.
- Sp. 15. *F. SCARITIFORMIS*, [♂] Parry, Proc. Ent. Soc. 1862, p. 113..Malacca.
 „ *ante*, p. 64.
- Sp. 16. *F. MODESTUS*, [♂] Parry, Proc. Ent. Soc. 1862, p. 113..N. Zealandia?
- Sp. 17. *F. LILLIPUTANUS*, [♂, ♀] Westw. Tr. Ent. Soc. N. S. iii. 219,
 tab. xii. fig. 5 N. Holl.
Clivionides, Thoms. Cat. Lucan. 432.
- Sp. 18. *F. FISSICOLLIS*, [♂] Fairm. Rev. Zool. 1849, p. 414..
 Tonga Tabou, et Ins. Philipp.?
angustatus, Dej. Cat. 194 (sec. Fairm. Rev. Zool. 1849, p. 414)
 Thoms. Cat. Lucan. 402.
- Sp. 19. *F. CAFFENSIS*, [♂ ?] Thunb. Mem. Soc. Nat. Mosc. i. 203
 (Lucanus):Cap. Bon. Spei.
 Schönl. Syn. Ins. I. iii. 331.
 Burm. Handb. v. 439.

F. striatus, vid. Cognac et Poisson
ann. soc. Ent. Fr. 1866. p. 373.

Fig. n. sp. British Mus. Diagnosis 10
sculptura Carab. n. sp. striatus Parry

Genus 5. *CARDANUS*, Westw. Ann. Sc. Nat. ser. 2, i. 112.

Syndesus, Gray, Griff. Anim. Kingd.

Eudora, de Cast. Hist. Nat. Ins. ii. 174.

Figulus, Dej. Cat. 194.

- Sp. 1. *C. SULCATUS*, [♂, ♀] Westw. Ann. Sc. Nat. ser. 2, i. 113,
 tab. vii. fig. 3 Java, Timor.
 Burm. Handb. v. 440 (*Figulus*).
cornutus, Gray, Griff. Anim. Kingd. tab. xvi. fig. 3 (*Syndesus*).
cornuta, de Cast. Hist. Nat. Ins. ii. 175 (*Eudora*).
cylindricus, Dej. Cat. 194 (*Figulus*).
asper, Sturm, Cat. Coleop. 137 (*Figulus*).

Genus 6. *XIPHODONTUS*, Westw. Ent. Mag. v. 260.

Coryptius, Dej. Cat. 194.

Cephax, de Castel. Hist. Nat. Ins. ii. 175.

- Sp. 1. *X. ANTILOPE*, [♂, ♀] Westw. Ent. Mag. v. 260 (fig.).
 Cap. Bon. Sp., Caffaria.
 Burm. Handb. v. 430.
Capensis, Dej. Cat. 194 (*Coryptius*).
 Sturm, Cat. Coleop. 347, tab. iv. fig. 3.
Reichii, de Cast. Hist. Nat. Ins. ii. 175, tab. vi. fig. 7, 8 (*Cephax*).

Fam. V. *SYNDESIDÆ*.

Genus 1. *SYNDESUS*, McLeay, Hor. Ent. i. 104.

Hexophyllum, Gray, Anim. Kingd. xv. 536.

Psilodon, Perty, Delect. Anim. Art. 54.

Sectio 1.

- Sp. 1. *S. CORNUTUS*, [♂, ♀] McLeay, Hor. Ent. i. 104 N. Hollandia.
 Westw. Ann. Sc. Nat. ser. 2, i. 114.
 Latr. Cuv. Règne Anim. iv. 580.
 Burm. Handb. v. 333.
 Lacord. Gen. Col. tab. xxv. fig. 3.
 Reiche, Ann. Soc. Ent. Fr. ser. 3, viii. 283.
 Boisl. Voy. Astrolabe, 238.
 de Castel. Hist. Nat. Ins. ii. 176.
cornutum, Fab. Syst. El. ii. 377 (*Sinodendron*).
parvus, Don. Ins. N. Holl. tab. i. fig. 4 (*Lucanus*).
- Sp. 2. *S. CANCELLATUS*, [♂, ♀] Montrouzier, Ann. Soc. Ent. Fr. ser. 3,
 viii. 283 (*Ryssonotus*) N. Caledonia.
cucullatus, Thoms. Cat. Lucan. 403.

Sectio II.

- Sp. 3. *S. BRASILIENSIS*, [♂, ♀] Gray, Griff. Anim. Kingd. 536, tab. xlvi.
 fig. 4 (Hexaphyllum Brasiliense) Brasilia.
 Westw. Ann. Sc. Nat. ser. 2, i. 115, tab. vii.
 fig. 1 ♂, 2 ♀.
 Burm. Handb. v. 332.
 Reiche, Ann. Soc. Ent. Fr. ser. 3, viii. 283.
Schuberti ♀, Perty, Voy. Spix & Mart. tab. xi. fig. 12 (Psilodon).
 de Castel. Hist. Nat. Ins. ii. 176.
- Sp. 4. *S. ÆQUINOCTIALIS*, [♂] Buquet, Ann. Soc. Ent. Fr. 1840, p. 375
 (Hexaphyllum æquinoctiale) . . N. Grenada, Santa Fè.
Westwoodii, Hope, Proc. Ent. Soc. 1840; Cat. Lucan. 1.
 Burm. Handb. v. 332.

Fam. VI. ÆSALIDÆ.

Genus 1. CERATOGNATHUS, Westw. Ent. Mag. v. 260.

- Sp. 1. *C. NIGER*, [♂, ♀] Westw. Ent. Mag. v. 261, cum fig. . . N. Hollandia.
 Burm. Handb. v. 325.
furcatus, de Casteln. Hist. Nat. Ins. ii. 174 (Platycerus).
cornutus, Thoms. Cat. Lucan. 403.
- Sp. 2. *C. MENTIFERUS*, [♂] Westw. Tr. Ent. Soc. ser. 3, i. 434, tab. xv.
 fig. 5 N. Hollandia.
- Sp. 3. *C. WESTWOODII*, [♂] Thoms. Cat. Lucan. 433 N. Hollandia. *Mellobus*
punctatissimus, Westw. Tr. Ent. Soc. ser. 3, i. 433, tab. xv. *q. m. v. 2 p.*
 fig. 4.
- Sp. 4. *C. HELOTOIDES*, [♀] Thoms. Cat. Lucan. 434 ~~N. Zealandia.~~ *Zealandia*
areolatum, Westw. Tr. Ent. Soc. ser. 3, i. 430, tab. xiv. fig. 2
 (Sinodendron?).

Genus 2. MITOPHYLLUS, Parry, Tr. Ent. Soc. iv. 55.

Ptilophyllum, Guér. Rev. Zool. 1845, p. 439.

Ceratognathus, Burm. Handb. v. 324.

Lacord. Gen. Col. iii. 41.

- Sp. 1. *M. IRRORATUS*, [♂, ♀] Parry, Tr. Ent. Soc. iv. 56, tab. i. fig. 4. .
 N. Zealandia.
 Hope, Cat. Lucan. 7.
 White, Voy. Ereb. & Terror, tab. ii. fig. 3, 4.
 Burm. Handb. v. 326 (Ceratognathus).
 Lacord. Gen. Col. iii. 41, tab. xv. fig. 4 (Ceratog-
 nathus).
Godleyi, Guér. Rev. Zool. 1845, p. 439 (Ptilophyllum); Ann.
 Soc. Ent. Fr. ser. 2, iii. Bull. 97.

itoph. r. r. Parriant. Melbourne with Dr Howitt. & in 1842
"son" in " like my coll

~~with Dr Howitt. & in 1842~~

Howitt with Mrs Dr. Westwood. Mr. Parryness and
at {revolution} we will know to you. in every, cannot find you
in {reference} of the latter but they are rare (Melbourne I think) in allusion
made us to locality of capture, altho mention is in his work
made to others sent to Mr Westwood. I still believe that
with you to be carried

- Sp. 2. *M. PARRIANUS*, [♂] Westw. Tr. Ent. Soc. ser. 3, i. 432, tab. xv.
fig. 3 ~~N. Zealandia~~ aut ~~N. Caledonia~~?

Genus 3. *CERUCHUS*, M'Leay, Hor. Ent. i. 115.
Tarandus (Megerle), Dej. Cat. (1833).
Platycerus, Latr. Gen. Cr. et Ins. ii. 133.

- Sp. 1. *C. TENEBRIOIDES*, [♂, ♀] Fabr. Syst. El. ii. 252 (Lucanus) Europa.
Panz. Faun. Germ. 62, I. 2.
Duftschm. Faun. Austr. i. 67.
M'Leay, Hor. Ent. i. 115 (*Ceruchus*).
Heer, Faun. Helvet. i. 497.
Dej. Cat. 194 (*Tarandus*).
Burm. Handb. v. 328.
Latr. Gen. Cr. et Ins. ii. 133 (*Platycerus*).
Gyll. Ins. Suec. ii. 68.
de Castel. Hist. Nat. Ins. ii. 173.
Schönh. Syn. Ins. I. iii. 328.

Silesiacus (var. min.), Dej. Cat. 194 (*Tarandus*).
Tarandus, Panz. Beitr. &c. i. 25, tab. iii. fig. 3, 5 (*Lucanus*).
Duval, Gen. Col. d'Eur. tab. ii. fig. 6 ♂, 7 ♀.
Mulsant, Lamell. de Fr. 597 (*Ceruchus*).

- Sp. 2. *C. PICEUS*, [♂, ♀] Weber, Obs. Ent. 84 (*Lucanus*)..... Amer. bor.
Fabr. Syst. El. ii. 252.
Thunb. Mem. Soc. Nat. Mosc. i. 202.
Schönh. Syn. Ins. I. iii. 327.
Burm. Handb. v. 329.
Americanus, Dej. Cat. 194 (*Tarandus*).
Balbi, de Casteln. Hist. Nat. Ins. ii. 174, tab. xvii. fig. 3, 4
(*Platycerus*).
quercicola, Sturm, Cat. Coleop. 136 (*Tarandus*).

- Sp. 3. *C. STRIATUS*, [♂] Leconte, Proc. Ac. Nat. Sc. Philad. 1859,
p. 85; *id.* Classif. Coleop. N. Amer. 121..... Oregon. *ben cour*

Genus 4. *ÆSALUS*, Fabr. Syst. El. ii. 254.

- Sp. 1. *Æ. SCARABÆOIDES*, [♂, ♀] Fabr. Syst. El. ii. 254..... Europa.
Latr. Gen. Cr. et Ins. ii. 133.
M'Leay, Hor. Ent. i. 103.
Duftschm. Faun. Austr. i. 70.
Panz. Faun. Germ. 26, 15, 16.
Guér. Icon. Règne Anim. tab. xxvii. fig. 9.
Burm. Handb. v. 323.
Duval, Gen. Col. d'Eur. tab. ii. fig. 8.
Schönh. Syn. Ins. I. iii. 331.

Fam. VII. SINODENDRIDÆ.

Genus 1. SINODENDRON, Hellwig, Schneid. Mag. 391.
Ligniperda, Fabr. Syst. El. ii. 18.

- Sp. 1. *S. CYLINDRICUM*, [♂, ♀] Linn. Syst. Nat. I. ii. 544, 11 (Scarabæus) Europa.
Fabr. Syst. El. ii. 376.
De Geer, Mem. iv. 258, tab. x. fig. 2, 3 (Scarabæus).
Oliv. Ent. I. iii. 47, 54, tab. ix. fig. a, b, c.
Latr. Gen. Cr. et Ins. ii. 101.
Cuvier, Règ. Anim. tab. xlv. fig. 1.
Ratzeb. Forst. Ins. i. 87.
Heer, Faun. Helvet. 497.
Westw. Mod. Classif. Ins. i. 185, fig. 13, 18.
Mulsant, Lamell. de Fr. 60, tab. iii. fig. 10.
Burm. Handb. v. 320.
Duval, Gen. Col. d'Eur. tab. ii. fig. 9 ♂, 10 ♀.

- Sp. 2. *S. RUGOSUM*, [♂] Mannerh. Bullet. Mosc. 1843, p. 262..
Oregon, California.
Leconte, Ent. Rep. Exp. Missis. p. 17; *id.* U. S.
P. R. R. Exp. Surv. Zool. par. xvii. p. 42, tab. i.
fig. 15; Clasif. Col. N. Amer. 1861.
Melsh. Cat. Coleop. U. S. p. 57.
Doué, Ann. Soc. Ent. Fr. 1857, Bullet. p. 19.

- Sp. 3. *S. AMERICANUM*, [♂, ♀] Pal. de Beauv. Ins. Afr. et Amér. 192,
tab. i. fig. 1, 2, 3 Amer. bor.
Melsh. Cat. Coleop. U. S. 57.
Leconte, Classif. Col. N. Amer. 121.
Parry, *ante*, p. 65.

An species distincta, vel *S. cylindrici*, Linn., varietas?

Genus 2. DENDROBLAX, White, Voy. Ereb. & Terror.

- Sp. 1. *D. EARLIANUS*, [♂, ♀] White, Voy. Ereb. & Terror, 9, tab. ii.
fig. 9 ♂, 10 ♀ N. Zealandia.
Lacord. Gen. Coleop. iii. 15, tab. xxv. fig. 2.
Westw. Tr. Ent. Soc. N. S. iii. 213.
Erichs. Bericht. d. Ent. 1846, p. 49.
Parry, *ante*, p. 65.

Americana, received a specimen
from Dr. Hook. Miss Darms did not
suppose to have been sent
by Prof. Agassiz. This is not
indubitably. J. S. Agassiz
March. 1866.

Write Habesat for new Catalogue

SYNOPSIS.

COLEOPTERA PECTINICORNIA; DIV. LUCANOIDEA.

[The Species marked † are known to me by description only, and those marked * are not in my Collection.]

Fam. I. CHIASOGNATHIDÆ.

Gen. i. PHOLIDOTUS, M'Leay.

- Sp. 1. *P. Humboldti*, Schönh.
2. *P. Spixii*, Perty.

Gen. ii. CHIASOGNATHUS, Steph.

- Sp. 3. *C. Grantii*, Steph.
{ †4. *C. Jouselinii*, Reiche.
5. *C. Mnizechii*, Thoms.
6. *C. Latreillei*, Solier.
7. *C. Feisthamelii*, Guér.
8. *C. Prionoides*, Buquet.
9. *C. Lindenii*, Murray.
10. *C. Murrayi*, Thoms.
*11. *C. crabfucosus*, Blanch.

Gen. iii. RHYSSONOTUS, M'Leay.

- Sp. 12. *R. nebulosus*, Kirby.
13. *R. jugularis*, Westw.

Gen. iv. CACOSTOMUS, Newman.

- Sp. 14. *C. squamosus*, Newman.

Gen. v. LAMPRIMA, Latr.

- Sp. 15. *L. Latreillii*, M'Leay.
16. *L. aurata*, Latr.
†17. *L. splendens*, Erichs.
18. *L. rutilans*, Erichs.
19. *L. aenea*, Fabr.
20. *L. Micardi*, Reiche.
21. *L. varians*, Germ.
*22. *L. sumptuosa*, Hope.

Gen. vi. STREPTOCERUS, Fairm.

- Sp. 23. *S. speciosus*, Fairm.
S. richardiensis, n. sp.

Gen. vii. COLOPHON, Westw.

- Sp. 24. *C. Westwoodii*, Gray.
*25. *C. Thunbergii*, Westw.

Fam. II. LUCANIDÆ.

Gen. viii. MESOTOPUS, Burm.

- Sp. 26. *M. Tarandus*, Swed.

Gen. ix. LUCANUS, Scop.

- Sp. 27. *L. cervus*, Linn.
28. *L. Turcius*, Sturm.
29. *L. orientalis*, Kraatz.
30. *L. laticornis*, Deyrolle.
31. *L. tetraodon*, Thunb.
*32. *L. Barbarossa*, Fabr.
33. *L. lunifer*, Hope.
34. *L. Mearesii*, Hope.
35. *L. Hopei*, Parry. *L. maculifemoratus* n. sp.
36. *L. Cantori*, Hope.
37. *L. villosus*, Hope.
38. *L. sericans*, Vollenh. *maculif. var. sericans*
†39. *L. maculifemoratus*, Motsch.
40. *L. vicinus*, Hope.
41. *L. Westermanii*, Hope.
42. *L. Smithii*, Parry.
43. *L. Fortunei*, Saunders.
44. *L. atratus*, Hope.
45. *L. elaphus*, Fabr.
46. *L. capreolus*, Linn.
47. *L. lentus*, Casteln.

Gen. x. RHÆIUS, Parry.

- Sp. 48. *R. Westwoodii*, Parry.

Gen. xi. HEXARTHRIUS, Hope.

- Sp. 49. *H. Forsteri*, Hope.
50. *H. Bouringii*, Parry.
51. *H. Rhinoceros*, Oliv.
52. *H. Buquetii*, Hope.
†53. *H. Chautauri*, Deyrolle. ? *var. chinensis* n. sp.
54. *H. Mnizechii*, Thoms.
55. *H. Parryi*, Hope.
*56. *H. Deyrollei*, Parry.

Fam. II. LUCANIDÆ—continued.

Gen. xii. ODONTOLABIS, Hope.

- Sp. 57. *O. Vollenhovii*, Parry.
 58. *O. Ludekingii*, Vollenh.
 59. *O. Hollarstonii*, Parry.
 *60. *O. Mouhotii*, Parry.
 *61. *O. Lacordairei*, Vollenh.
 *62. *O. Burmeisteri*, Hope.
 63. *O. Curvera*, Hope.
 64. *O. Desessertii*, Guér.
 65. *O. Gazella*, Fabr.
 66. *O. Dux*, Westw.
 67. *O. carinatus*, Linn.
 68. *O. bellicosus*, Casteln.
 69. *O. Dalmani*, Hope.
 70. *O. Sterensii*, Thoms.
 71. *O. Dejeanii*, Reiche.
 72. *O. Castelnaudi*, Parry.
 73. *O. bicolor*, Oliv.
 74. *O. Brookeanus*, Vollenh.
 †75. *O. Sommeri*, Parry.
 *76. *O. striatus*, Deyrolle.
 77. *O. platynotus*, Hope.
 78. *O. Cingalensis*, Parry.
 79. *O. nigrinus*, Deyrolle.
 80. *O. intermedius*, Deyrolle.
 81. *O. aratus*, Hope.

Gen. xiii. HETROCHTHIS, Westw.

- Sp. 82. *H. brachypterus*, Westw.

Gen. xiv. NEOLUCANES, Thoms.

- Sp. 83. *N. Baladera*, Hope.
 84. *N. Saundersii*, Parry.
 85. *N. nitidus*, Saunders.
 86. *N. laticollis*, Thoms.
 87. *N. castanopterus*, Hope.
 88. *N. Sinicus*, Saunders.
 89. *N. cingulatus*, Parry.
 90. *N. Champiani*, Parry.
N. Swinhoei, Bates

Gen. xv. CLADOGNATHUS, Burm.

- Sp. 91. *C. Giraffa*, Fabr.
 92. *C. Confucius*, Hope.
 93. *C. Forficula*, Thoms.
 94. *C. inclinatus*, Motsch.
 95. *C. cinnamomeus*, Guér.
 96. *C. castaneus*, Hope.
 97. *C. foveatus*, Hope.
C. castaneus?

Fam. II. LUCANIDÆ—continued.

Gen. xv. CLADOGNATHUS—continued.

- Sp. 98. *C. Mactellandi*, Hope.
 99. *C. cilipes*, Thoms.
 100. *C. quadrinodosus*, Parry.
 *101. *C. Jenkinsii*, Westw.
 102. *C. flavidus*, Parry.
 103. *C. elegans*, Parry.
 104. *C. Wallacei*, Parry. — ♀
 *105. *C. decipiens*, Parry.
 106. *C. Lafertei*, Reiche.
 *107. *C. assimilis*, Parry.
 108. *C. Tragulus*, Vollenh.
 109. *C. Bison*, Fabr.
 110. *C. cinctus*, Montrousier.
 111. *C. lateralis*, Hope.
 *112. *C. Zebra*, Oliv.
 113. *C. suturalis*, Oliv.
 114. *C. occipitalis*, Hope.
 115. *C. biplagiatus*, Westw.
 *116. *C. inquinatus*, Westw.
 *117. *C. attenuatus*, Parry.
 118. *C. sericeus*, Westw.
 119. *C. fulvotatus*, Parry.
 120. *C. bignatus*, Parry.
 121. *C. politus*, Parry.
 122. *C. dorsalis*, Erichs.
 123. *C. cavifrons*, Hope.
 124. *C. approximatus*, Parry.
 125. *C. Buddha*, Hope.
 *126. *C. Duvivieri*, Motsch. in *Cyrenensis*
 127. *C. squamilateralis*, Parry.
 128. *C. perplexus*, Parry.
 129. *C. Oweni*, Hope.
 130. *C. forceps*, Vollenh.
 131. *C. Spencii*, Hope.
 132. *C. ovencollis*, Thoms.
 133. *C. curripes*, Hope.
 134. *C. rufus*, Westw.
 *135. *C. Downesii*, Hope.
 136. *C. Sauvagei*, Hope.
 137. *C. eximius*, Parry.
 138. *C. serricornis*, Latr.
 139. *C. Senegalensis*, Klug.
 †140. *C. Antilopus*, Swed.
 141. *C. quadrifidus*, Hope.
 142. *C. Natalensis*, Parry.
 143. *C. faber*, Thoms.
 144. *C. modestus*, Parry.
C. villosus
C. Longini

Fam. II. LUCANIDÆ—continued.

Gen. xvi. HOMODERUS, Parry.

Sp. 145. *H. Mellyi*, Parry.

Gen. xvii. ~~CYCLORASTIS~~, Thoms.

Sp. 146. *C. platycephalus*, Hope.

Gausicius, 147. ~~*C. Jekeli*~~, Parry.

148. *C. subnitens*, Parry.

Gen. xviii. CYCLOMMATUS, Parry.

Sp. 149. *C. metallifer*, Boisd.

150. *C. Tarandus*, Thunb.

151. *C. Mniszechii*, Thoms.

152. *C. strigiceps*, Westw.

153. *C. affinis*, Parry.

*154. ~~*C. Maillandi*~~, Parry.

155. *C. faunicolor*, Hope.

156. *C. Dehaanii*, Westw.

157. *C. insignis*, Parry.

* *C. "Kaspi" Seydler*

Gen. xix. CANTHAROLETHRUS, Thoms.

Sp. *158. *C. Luxerii*, Buquet.

*159. *C. Reichii*, Hope.

3

Gen. xx. LEPTINOPTERUS, Hope.

Sp. 160. *L. Fryi*, Parry.

161. *L. femoratus*, Fabr.

*162. *L. erythrocnemus*, Burm.

163. *L. tibialis*, Eschscholtz.

164. *L. melanarius*, Hope.

165. *L. Iber*, Billberg.

166. *L. V-niger*, Hope.

*167. *L. pulchellus*, MS. Mus. Berol.

168. *L. polyodontus*, Hope.

169. *L. rotundatus*, Parry.

Gen. xxi. MACROCRATES, Burm.

Sp. 170. *M. Bucephalus*, Burm.

Fam. III. DORCIDÆ.

Gen. xxii. HEMISODORCUS, Thoms.

Sp. 171. *H. Nepalensis*, Hope.

172. *H. Macleayi*, Hope.

173. *H. gracilis*, Saunders.

174. *H. piceipennis*, Westw.

175. *H. Passaloides*, Hope.

Fam. III. DORCIDÆ—continued.

Gen. xxiii. DITOMODERUS, Parry.

Sp. 176. *D. mirabilis*, Parry.

Gen. xxiv. EUEYTRACHELUS, Thoms.

Sp. 177. *E. Bucephalus*, Perty.

178. *E. Titan*, Boisd.

E. Alcidus, n. sp.

179. *E. Westermanni*, Hope.

180. *E. platymelus*, Saunders.

†181. ~~*E. Bubalus*~~, Perty.

182. *E. Tityus*, Hope.

183. *E. Saiga*, Oliv.

184. *E. cribriceps*, Chevr.

185. *E. purpurascens*, Vollenh.

186. *E. concolor*, Blanch.

187. ~~*E. Thomsoni*~~, Parry.

E. cognatus

188. *E. Reichii*, Hope.

E. castelnauvi

189. *E. Niponensis*, Vollenh.

E. rubro femoralis

Gen. xxv. DORCUS, M'Leay.

Sp. 190. *D. Anteus*, Hope. *S. undulatus* ♀

191. *D. Dehaanii*, Hope.

192. *D. Hopei*, Saunders.

193. *D. Parryi*, Thoms.

194. *D. Ternatensis*, Thoms.

195. *D. vicinus*, Saunders.

196. ~~*D. submontis*~~, Hope.

†197. *D. binervis*, Motsch.

198. *D. cylindricus*, Thoms.

199. *D. parallelus*, Burm.

†200. ~~*D. lyevis*~~, Say

†201. *D. Mazama*, Leconte. *Pseudodorcus* g.

202. *D. parallelepipedus*, Linn.

203. *D. Musimon*, Gené.

*204. *D. Peyronis*, Reiche.

205. ~~*D. Scaritides*~~, Hope.

206. *D. derelictus*, Parry.

*207. ~~*D. Hydrophitoides*~~, Hope. *Pseudodorcus*

208. *D. carbonarius*, Westw. —

*209. *D. Pelorides*, Westw. ♀. *Linnæi*

Gen. xxvi. MACRODORCAS, Motsch.

Sp. †210. *M. rectus*, Motsch.

†211. *M. rugipennis*, Motsch.

†212. *M. striatipennis*, Motsch.

†213. *M. cribellatus*, Motsch.

Gen. xxvii. SERROGNATHUS, Motsch.

Sp. †214. *S. castanicolor*, Motsch.

Fam. III. DORCIDÆ—continued.

Gen. xxviii. GNAPHALORYX, Burm.

- Sp. 215. *G. Taurus*, Fabr.
 216. *G. squalidus*, Hope.
 217. *G. dilaticollis*, Parry.
 218. *G. parvulus*, Hope.
 219. *G. sculptipennis*, Parry.
 220. *G. velutinus*, Thoms.
G. Miles v. var.

Gen. xxix. ÆGUS, M'Leay.

- Sp. 221. *Æ. acuminatus*, Fabr.
 222. *Æ. lunatus*, Weber.
 223. *Æ. Kundiensis*, Hope.
 224. *Æ. chelifex*, M'Leay.
 225. *Æ. capitatus*, Westw.
 226. *Æ. parallelus*, Hope.
 227. *Æ. labilis*, Westw.
 228. *Æ. lævicollis*, Saunders.
 229. *Æ. Eschscholtzii*, Hope.
 230. *Æ. platydon*, Parry.
 231. *Æ. blandus*, Parry.
 232. *Æ. punctipennis*, Parry.
 233. *Æ. serratus*, Parry.
 234. *Æ. insipidus*, Thoms.
 235. *Æ. impressicollis*, Parry.
 †236. *Æ. inermis*, Fabr.
 †237. *Æ. interruptus*, M'Leay.
 †238. *Æ. politus*, Montrousier.
 239. *Æ. Malaccus*, Thoms.
 240. *Æ. Myrmidon*, Thoms.
 241. *Æ. adelphus*, Thoms.
 242. *Æ. glaber*, Parry.
 243. *Æ. tribobatus*, Parry.

Gen. xxx. ALCIMUS, Fairm.

- Sp. 244. *A. dilatatus*, Fairm.

Gen. xxxi. PLATYCERUS, Geof.

- Sp. 245. *P. Caraboides*, Linn.
 246. *P. Caucasicus*, Parry.
 247. *P. queucus*, Weber.
 248. *P. depressus*, Leconte.
 †249. *P. Oregonensis*, Westw.
 †250. *P. cærulescens*, Leconte.
 †251. *P. Agossi*, Leconte.
 •252. *P. ebeninus*, Deyrolle.

Fam. III. DORCIDÆ—continued.

Gen. xxxii. SCORTIZUS, Westw.

- Sp. 253. *S. maculatus*, Klug.
 254. *S. cucullatus*, Blanch.

Gen. xxxiii. SCLEROSTOMUS, Burm.

- Sp. 255. *S. Bacchus*, Hope.
 256. *S. femoralis*, Guér.
 257. *S. Fairmairii*, Parry.
 258. *S. Rouletii*, Solier.
 259. *S. calatus*, Blanch.
 •260. *S. fasciatus*, Germain.
 •261. *S. lineatus*, Deyrolle.
 262. *S. plagiatu*, Burm.
 263. *S. Lessonii*, Buquet.
 264. *S. Philippi*, Westw.
 265. *S. pallidocinctus*, Fairm. & Germain.
 266. *S. vittatus*, Eschscholtz.
 267. *S. costatus*, Burm.
 268. *S. Neotrogus*, Westw.
 †269. *S. cruentus*, Burm.
 †270. *S. signatipennis*, Deyrolle.
 •271. *S. Oronsotus*, Westw.
 272. *S. tuberculatus*, Solier.

Gen. xxxiv. OÖNOTUS, Parry.

- Sp. 273. *O. adpersus*, Bohem.

Gen. xxxv. LISSOTIS, Westw.

- Sp. 274. *L. reticulatus*, Westw.
 275. *L. Nora-Zeelandicæ*, Hope.
 276. *L. Caucasoides*, Fabr.
 †277. *L. subtuberculatus*, Westw.
 278. *L. crenatus*, Westw.
 279. *L. obtusatus*, Westw.
 †280. *L. curvicornis*, Boisd.
 281. *L. Howittanus*, Westw. —
 282. *L. Menalcas*, Westw.

Fam. IV. FIGULIDÆ.

Gen. xxxvi. NIGIDIUS, M'Leay.

- Sp. 283. *N. gaudis*, Hope.
 284. *N. Bubalus*, Swed.
 285. *N. Delgoeguii*, Thoms.
 286. *N. auriculatus*, Guér.
 287. *N. nituus*, Thoms.

v. Parryi, *Bucks*
v. Parmenius, *id*

Fam. IV. FIGULIDÆ—*continued.*

Gen. xxxvi. NIGIDICUS—*continued.*

- Sp. *288. *N. cornutus*, M^rLeay.
 289. *N. obesus*, Parry.
 290. *N. levicollis*, Westw.
 291. *N. Madagascariensis*, Casteln.
v. annulatus
 Gen. xxxvii. AGNUS, Burm.
 Sp. 292. *A. egenus*, Burm.

Gen. xxxviii. PENICHROLUCANUS,
 Deyrolle.

- Sp. *293. *P. Cornicephalus*, Deyrolle.

Gen. xxxix. FIGULUS, M^rLeay.

- Sp. †294. *F. sublaevis*, Palisot.
 †95. *F. anthracinus*, Klug.
 296. *F. nigrita*, Westw.
 297. *F. levipennis*, Montrousier.
 298. *F. trilobus*, Westw.
 † 299. *F. integricollis*, Thoms.
 300. *F. regularis*, Westw.
 301. *F. sulcicollis*, Hope.
 302. *F. foveicollis*, Boisd.
 303. *F. striatus*, Oliv.
 †304. *F. confusus*, Westw.
 †305. *F. laticollis*, Thoms.
 *306. *F. subcastaneus*, Westw.
 307. *F. Manillarum*, Hope.
 308. *F. Scaritiformis*, Parry.
 309. *F. modestus*, Parry.
 310. *F. Lilliputanus*, Westw.
 †311. *F. fissicollis*, Fairm.
 †312. *F. Capensis*, Thunb.

Gen. xl. CARDANUS, Westw.

- Sp. 313. *C. sulcatus*, Westw.

Fam. IV. FIGULIDÆ—*continued.*

Gen. xli. XIPHODONTUS, Westw.

- Sp. 314. *X. Antilope*, Westw.

Fam. V. SYNDESIDÆ.

Gen. xlii. SYNDESUS, M^rLeay.

- Sp. 315. *S. cornutus*, M^rLeay.
 316. *S. cancellatus*, Montrousier.
 317. *S. Brasiliensis*, Gray.
 318. *S. æquinoctialis*, Buquet.

Fam. VI. ÆSALIDÆ.

Gen. xliii. CERATOGNATHUS, Westw.

- Sp. 319. *C. niger*, Westw.
 320. *C. mentiferus*, Westw.
 321. *C. Westwoodii*, Thoms.
 322. *C. Helotoides*, Thoms.
 * *C. apiculatus*, *Basis*

Gen. xlii. MITOPHYLIUS, Parry.

- Sp. 323. *M. irroratus*, Parry.
 324. *M. Parrianus*, Westw.

Gen. xlv. CERUCHUS, M^rLeay.

- Sp. 325. *C. Tenebrioides*, Fabr.
 326. *C. piceus*, Weber.
 327. *C. striatus*, Leconte. —

Gen. xlvi. ÆSALUS, Fabr.

- Sp. 328. *Æ. Scarabæoides*, Fabr.

Fam. VII. SINODENDRIDÆ.

Gen. xlvii. SINODENDRON, Hellwig.

- Sp. 329. *S. cylindricum*, Linn.
 330. *S. rugosum*, Mannerh.
 †331. *S. Americanum*, Palisot.

Gen. xlviii. DENDROBIAX, White.

- Sp. 332. *D. Earlianus*, White.

N.B. Through the kindness of J. Miers, Esq., F.R.S., &c., I have, since the preparation of this Catalogue, had an opportunity of examining the unique type-specimen of *Sclerostomus Ditomicides*, Westw., and believe it to be only the var. min. of *S. Neotragus*, Westw.—F.J.S.P., May, 1864.

Comparative View of the Number of Species of Lucanoid Coleoptera possessed by the Authors of the following Catalogues at the periods of publication.

	Species.
1845. Rev. F. W. Hope, Cat. Lucan., records.....	165
From which deduct those which have proved to be only the other sex of established species or mere varieties of development	37
Total.....	<u>128</u>
1862. Mr. James Thomson, Cat. Lucan., records	190
From which deduct as above	9
Total.....	<u>181</u>
1864. Major Parry, Cat. Lucan., records	332
From which deduct the desiderata to his collection, as notified in the Synopsis by the marks • and †	69
Total.....	<u>263</u>

Count Mniszech's collection probably contains about the same number of species as my own.

The following are the names of the formerly reputed species deducted as above from the Catalogues of Mr. Hope and Mr. Thomson :—

REV. F. W. HOPE.

<i>Iamprima Schreibersii.</i>	<i>Odontolabis tenuipes</i> ♀.
<i>Tasmaniæ.</i>	<i>Macrogathus Downesii</i> ♀.
<i>Lucanus Hircus.</i>	<i>Parryi.</i>
<i>nigripes</i> ♀.	<i>bulbosus.</i>
<i>Americanus.</i>	<i>Platyprosopus Chevrolatii.</i>
<i>Hexarthrus falciger.</i>	<i>punctilabris.</i>
<i>longipennis</i> ♀.	<i>Blanchardi.</i>
<i>serricollis</i> ♀.	<i>dubius.</i>
<i>Metopodontus unguatus.</i>	<i>incertus.</i>
<i>omissus.</i>	<i>indeterminatus.</i>
<i>astacoides.</i>	<i>Dorcus Bengalensis.</i>
<i>fraternus.</i>	<i>curvidens.</i>
<i>fulvipes.</i>	<i>lateralis</i> ♀.
<i>Prosopocoilus speculifer.</i>	<i>rugifrons</i> ♀.
<i>piceipennis.</i>	<i>inermis</i> ♀.
<i>Sayersii.</i>	<i>punctiger</i> ♀.
<i>Leptinopterus funereus.</i>	<i>subangulatus</i> ♀.
<i>sarcorhamphus.</i>	
<i>Odontolabis serrifer.</i>	
<i>angulatus.</i>	

MR. JAMES THOMSON.

Lamprima amplicollis.

Lucanus Pontbrianti.

Fabiaui.

Cladognathus speculifer.

Eurytrachelus semirugosus.

diabolicus.

Dorcus exaratus ♀.

Sclerostomus leiocephalus.

Figulus Australicus.

9

EXPLANATION OF THE PLATES.

PLATE I.

- Fig. 1. *Odontolabis Mouhotii*, Parry, ♂.
 2. „ „ *Castelnaudi*, Parry, ♂.

PLATE II.

- Fig. 1. *Odontolabis Ludekingii*, Vollenh., ♂ var. med.
 2. „ „ *Wollastonii*, Parry, ♂.
 3. „ „ „ „ ♀.

PLATE III.

- Fig. 1. *Odontolabis Wollastonii*, Parry, ♂ var. max.
 2. *Sclerostomus signatipennis*, Deyrolle, ♂.
 3. „ „ *lineatus*, Deyrolle, ♀.
 4. „ „ *fasciatus*, Germain, ♀.

PLATE IV.

- Fig. 1. *Hexarthrius Deyrollei*, Parry, ♂.
 2. *Cladognathus attenuatus*, Parry, ♂.
 3. *Neolucanus cingulatus*, Parry, ♀.
 4. *Cladognathus decipiens*, Parry, ♀.
 5. „ „ *Zebra*, Oliv., ♀.

PLATE V.

- Fig. 1. *Ægus serratus*, Parry, ♂.
 2. *Odontolabis Stevensii*, Thoms., ♂ var. max..
 3. *Ægus impressicollis*, Parry, ♂.
 4. *Mesotopus Tarandus*, Swed., ♀.
 5. *Odontolabis Stevensii*, Thoms., ♀.

PLATE VI.

- Fig. 1. *Cladognathus sericeus*, Hope, ♂ var. max.
 2. *Lucanus Hopei*, Parry, ♂.
 3. *Cladognathus fulvonotatus*, Parry, ♂ var. max.
 4. *Odontolabis Sommeri*, Parry, ♂.
 5. „ „ *Brookeanus*, Vollenh., ♂ var. max.

PLATE VII.

- Fig. 1. *Cyclorasis subnitens*, Parry, ♂.
 2. *Cladognathus Wallacei*, Parry, ♂ var. max.
 3. „ *bisignatus*, Parry, ♂ var. min.
 4. *Leptinopterus Fiyi*, Parry, ♂ var. max.
 5. *Cladognathus bisignatus*, Parry, ♀.
 6. „ *Tragulus*, Vollenh., ♂ var. med.
 7. *Ægus trilobatus*, Parry, ♂.
 8. *Leptinopterus rotundatus*, Parry, ♂.
 9. *Odontolabis æratus*, Hope, ♀.

PLATE VIII.

- Fig. 1. *Odontolabis Vollenherii*, Parry, ♂ var. max.
 2. *Cladognathus flavidus*, Parry, ♂ var. max.
 3. „ *elegans*, Parry, ♂.
 4. „ *quadrinodosus*, Parry, ♂ var. max.
 5. „ *Lafertei*, Reiche, ♀.

PLATE IX.

- Fig. 1. *Neolucanus Baladeva*, Hope (mandib.)
 2. *Rhætus Westwoodii*, Parry, ♂ var. max.
 3. *Neolucanus Saundersii*, Parry (mandib.)
 4. *Cyclorasis Jekeli*, Parry, ♂.
 5. *Hexarthrius Boweringii*, Parry, ♂ var. max.
 6. *Cantharolethrus Luxerii*, Buquet, ♂.
 7. *Hexarthrius Boweringii*, Parry (anten.)
 8. *Rhætus Westwoodii*, Parry, (anten.)

PLATE X.

- Fig. 1. *Ægus platyodon*, Parry, ♂ var. max.
 2. *Lucanus Smithii*, Parry, ♂.
 3. *Chiasognathus Mniszechii*, Thoms., ♂.
 4. *Hemisodorcus Passaloides*, Hope, ♂.
 5. *Cladognathus politus*, Parry, ♂.
 6. *Heterochthes brachypterus*, Westw., ♀.
 7. „ „ „ „ „ ♂.
 8. *Odontolabis Cingalensis*, Parry, ♂ var. max.
 9. *Macrocrates bucephalus*, Burm., ♂.

PLATE XI.

- Fig. 1. *Heterochthes brachypterus*, Westw., ♂ var. max.; 1a, outline of portion of the head; 1b, front of the head seen from the front; 1c, maxilla; 1d, mentum; 1e, mentum seen from within, with the labium and palpus; 1f, antenna; 1g, prosternum seen from beneath; 1h, ditto, seen sideways.
 2. *Heterochthes brachypterus*, Westw., ♂ var. min.; 2a, outline of the side of the head; 2b, mandible.
 3. *Heterochthes brachypterus*, Westw., ♀; 3a, the head; 3b, the eye, divided by the canthus; 3c, antenna; 3d, maxilla; 3e, mentum; 3f, labium and palpus.


PLATE XI.—continued.


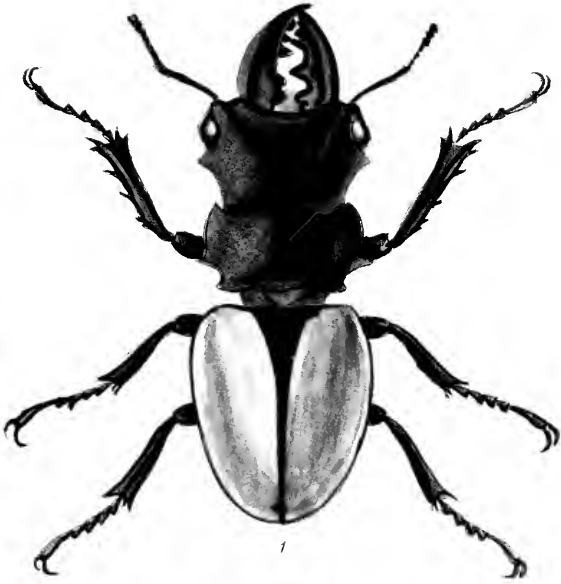
- Fig. 4. *Cladognathus rudis*, Westw., ♀; 4a, the head with one of the antennæ; 4b, the eye half-divided by the canthus; 4c, maxilla; 4d, mentum; 4e, labium and palpi; 4f, prosternum; 4g, the same, sideways.
5. *Sclerostomus Philippi*, Westw., ♂.
6. *Homoderus Mellyi*, Parry, ♂ var. max., anterior part of body, 6a, the same, seen sideways.

PLATE XII.

- Fig. 1. *Cladognathus modestus*, Parry, ♂; 1a, the left side of the head, with the clypeus; 1b, the extremity of the right mandible; 1c, the mentum, with the four palpi in situ.
2. *Cladognathus faber*, Thoms., ♂ var. max.; 2a, ♂ var. min., head.
3. „ *Buddha*, Hope, ♂ var. max.
- 3a. „ „ „ ♂ var. min. (*C. Thibeticus*, Westw.)
4. *Cyclommatus Maitlandi*, Parry, ♂ var. max.; 4a, side view.
5. *Egus labilis*, Westw., ♂; 5a, the eye entirely divided by the canthus; 5b, maxilla; 5c, the mentum, lobes of maxillæ and palpi; 5d, labium and its palpi.
6. *Ditomoderus mirabilis*, Parry, ♂; 6a, the clypeus and central tubercle of the front of the head; 6b, the eye half-divided by the canthus; 6c, terminal joints of the antennæ; 6d, maxilla; 6e, mentum and palpi.














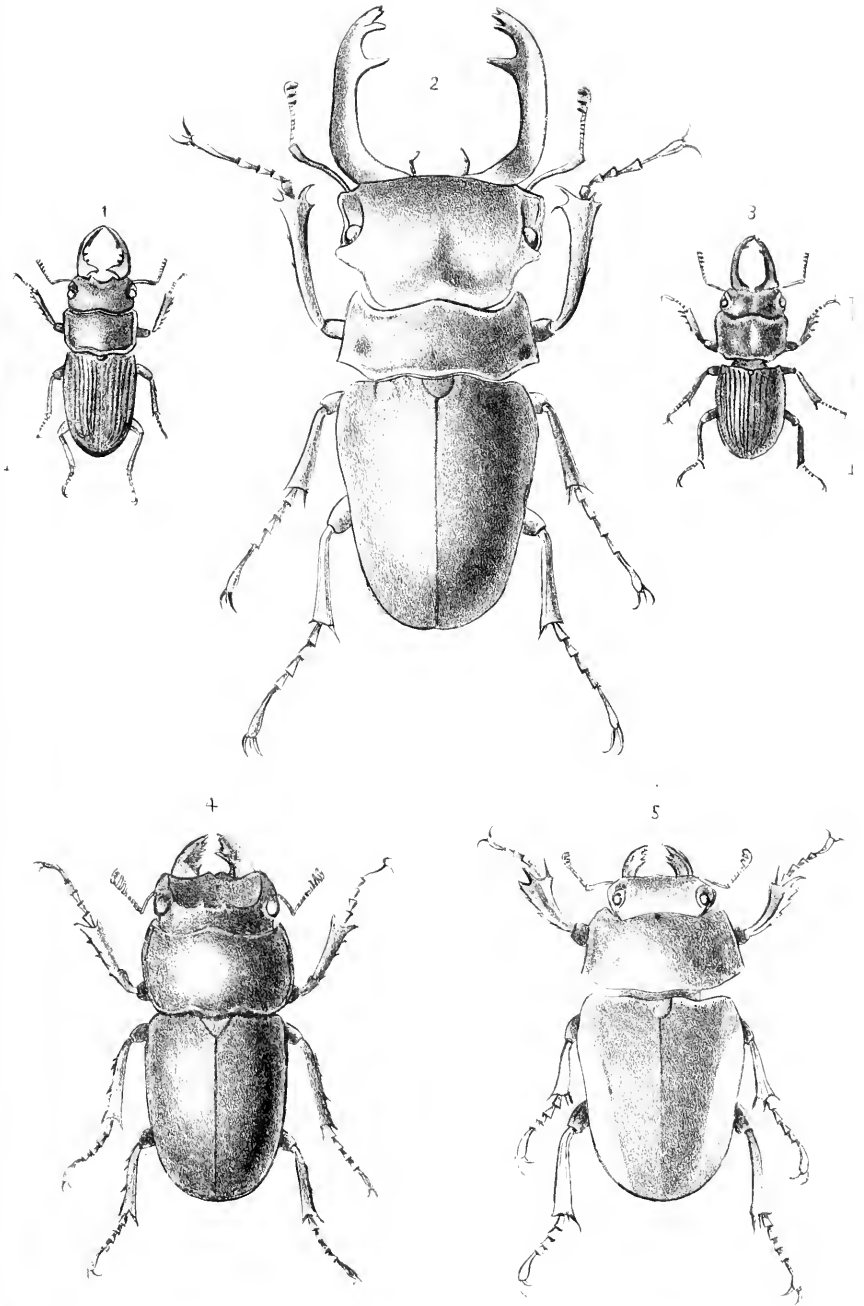




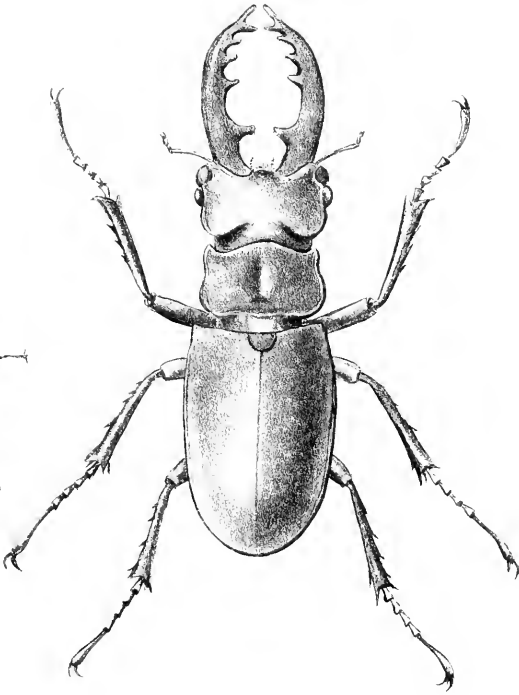




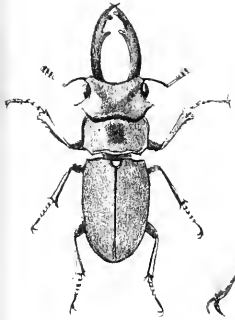




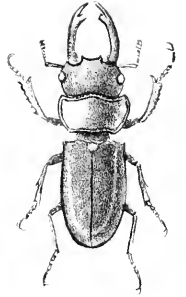
2



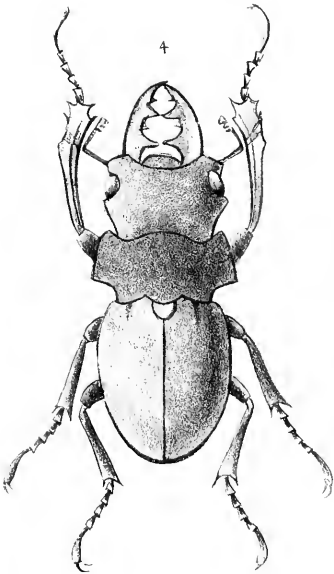
1




3

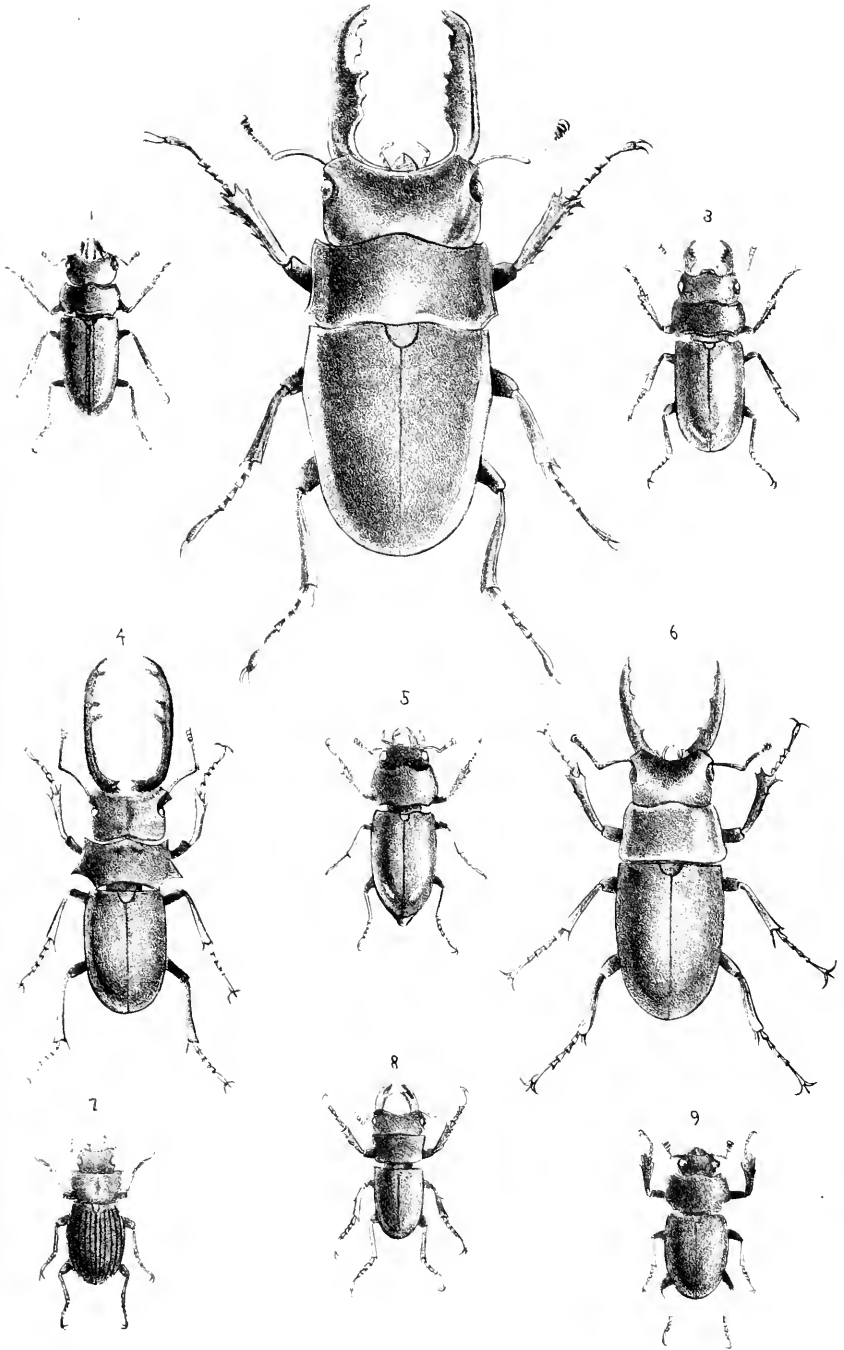



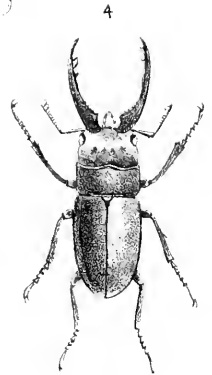
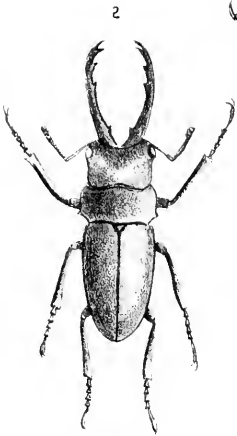
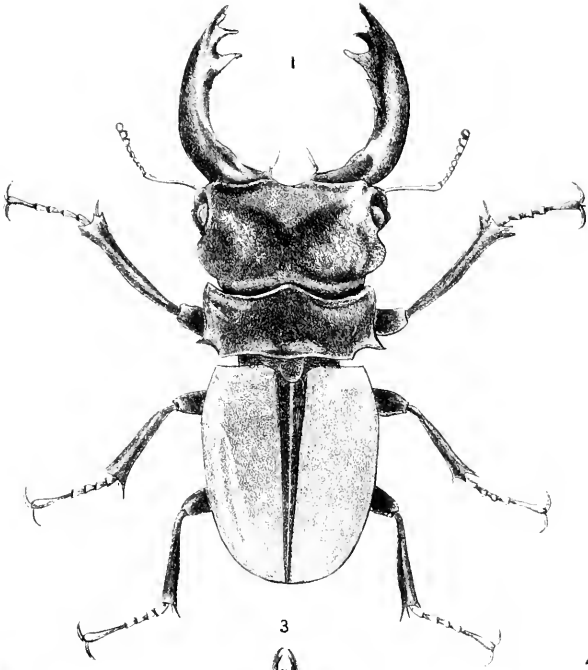
4





5








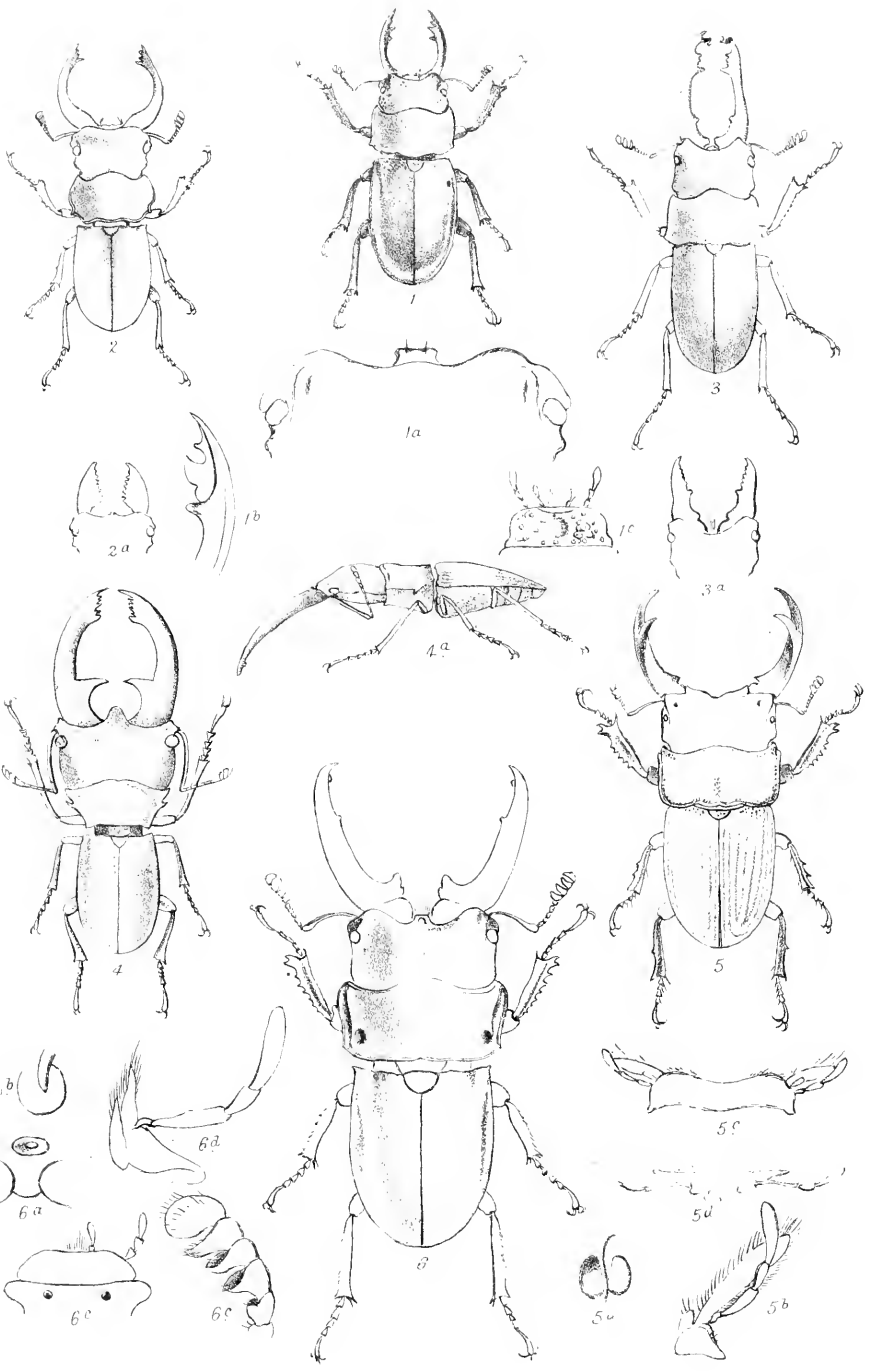












35
243 ①




QL Parry, F. J. Sidney.
577.2 A catalogue of Lucanoid
P3 Coleoptera : with illustra-
Ent. tions and descriptions of
various new and interesting
species.

DATE

ISSUED TO

SMITHSONIAN INSTITUTION LIBRARIES



3 9088 00356448 1

Number: QL577 2 P3

A catalogue of Lucanoid Coleoptera