



CATALOGUE

Of
Magic
Lanterns
Stereopticons and
Moving Picture Machines




MONTGOMERY WARD & CO.

Originators of the Catalogue Business

Nos. 111 to 120 Michigan Avenue, Corner of Madison Street
CHICAGO

Montgomery Ward & Co's

Improved
High Arm..... Sewing Machine




THE ILLUSTRATION represents our New Model High Arm Sewing Machine, which we Positively Guarantee to be of the Very Highest Grade. It has all the modern improvements, and is without a single weak point. It has been eleven years before the public, with a record of 115,000 machines sold, all giving perfect satisfaction. Warranted for Ten Years. Shipped subject to a thorough trial. If not satisfactory, return at OUR expense both ways, and we will refund your money without question. We guarantee safe delivery; you assume no risk whatever.

SPECIAL FEATURES Light running, durable, easily operated, noiseless, double positive feed, self-threading shuttle, self-setting needle, tension liberator, automatic spooler, high arm, nickel plated working parts, steel bearings, improved steel attachments, superior finish, highly polished bent
 woodwork, oak or walnut

No. 5 Five drawers, as in cut, \$19.50 No. 5½ Five drawers, as in cut, \$19.50
 walnut woodwork, oak woodwork, very popular,
 Crated for shipment Weight, about 120 pounds each

MONTGOMERY WARD & CO., CHICAGO

73
502
M66
1902DEPARTMENT
...OFAPPARATUS AND
ACCESSORIES FOR

Magic Lanterns

Stereopticons

Moving Picture

Machines

Entertainment Purposes

FOR three hundred years the Magic Lantern has been recognized as a powerful factor in producing successful Public Entertainments, and never in its long history has the instrument been more universally used than now, and never were the opportunities for giving successful Entertainments greater than at present.

WE DO NOT CLAIM

that it is possible for *every man* to make a *fortune* as a Lantern Exhibitor. A fortune crowns the efforts of but a small proportion of those who toil, and sensible people do not waste time and energy in dreams of acquiring riches without labor and with no capital, but are constantly seeking

A MEANS OF LIVELIHOOD

that will insure to them agreeable occupation and a good income.

WE HAVE NO HESITANCY

whatever, in declaring that the Magic Lantern furnishes this means; and that by judicious and proper management of the business

EVERY MAN OR WOMAN

can make a

A MAGIC LANTERN, A STEREOPTICON or A MOVING PICTURE MACHINE

THE SOURCE OF
INSTRUCTION, PLEASURE
AND PROFIT

The people of every community, and particular those isolated from the large cities, are willing and anxious to pay for being entertained. Only make a community aware that you are prepared to give a High Class Entertainment on subjects of popular interest, and little difficulty will be experienced in obtaining full houses at good prices of admission.

EXPLANATORY

Read Carefully

It is usually difficult for the inexperienced person, contemplating the purchase of a Lantern Outfit, to decide what is the best Apparatus for his purpose as to the Light, Style of Lantern, the Lenses, etc. For the enlightenment of these we append the following:

A MAGIC LANTERN

(sometimes called a Sciopticon) is an optical instrument by which transparent views on small plates of glass may be illuminated, and enlarged images of them projected upon a screen or wall. The Lantern consists of the Objective (or projecting) Lens, the condensing Lenses, the Bellows, the Body (or frame) and the Hood or receptacle for the light.

Nearly all modern Lanterns are so constructed that with them can be used either an Oil Light Lamp, an Electric Light Lamp, an Acetylene Gas Burner or an Oxy-Hydrogen Gas Jet. With the Magic Lantern neither Dissolving Views nor Moving Pictures can be produced.

A STEREOPTICON

is a combination of two or more Magic Lanterns placed one above the other. It is employed for the same purposes as the single Lantern, as well as for the production of Dissolving Views. Oil Light cannot be used in a Stereopticon, the proper radiant being Oxy-Hydrogen Gas or Electric (arc) Light, and when the instrument is fitted with $\frac{1}{4}$ size Lenses, Acetylene Gas. When larger Lenses than $\frac{1}{4}$ size are used, Acetylene Gas is not generally applicable. Owing to the intensity of the light, the fine lenses and a superior method of dissolving used with the Stereopticon, the views can be enlarged to greater size and projected to greater distances than is possible with an oil light Lantern.

A COMBINED MAGIC LANTERN AND MOVING PICTURE MACHINE

is a combination of a single Magic Lantern and a mechanical attachment, with which can be shown not only the regular Lantern Views, but additionally the flexible films by means of which are produced the celebrated moving pictures. Electric (arc) Light and Oxy-Hydrogen Gas (lime light) only can be used for the production of Moving Pictures. No other radiant has yet been discovered that will produce satisfactory results when used for this purpose.

THE LIGHT OR RADIANT

Four forms of light have been found to be suitable for use with Projection Apparatus. These are:

OIL LIGHT

This is the most used and is undoubtedly the most convenient form of light for lantern purposes, as it is always possible to obtain sufficient kerosene for an evening's exhibition, no special apparatus is required for using it, and the cost is merely nominal, a few cents' worth of oil being sufficient for two hours' use. At the same time, the illumination of all oil light lamps is limited.

A satisfactorily illuminated picture, 8 or 9 feet in diameter, is all that should be expected and all that can be obtained from a standard size ($3\frac{1}{4} \times 4$ in.) view in a lantern when oil light is used as the radiant.

Do not attempt to make pictures of larger size with this light.

The performance of the lantern depends upon the darkness of the room, the cleanliness and quality of the lenses, and the character and density of the view.

ACETYLENE GAS

is a comparatively new form of radiant for lantern use. It produces a very white and penetrating light, giving with a proper burner an intensity of about half that of Lime (Oxy-Hydrogen Gas) Light and many times more brilliant than oil. The light is brilliant, safe and economical, and we think, will eventually entirely supersede oil. With Acetylene Gas, pictures 12 to 15 feet in diameter, brilliantly illuminated, may be projected upon the screen with the Lantern 25 to 30 feet distant.

The cost of operating a Lantern fitted with a quadruplex (four flame) burner is about 10c. per hour.

See quotation page 13 for detailed description and price on our Acetylene Gas Generating Outfit.

OXY-HYDROGEN GAS (Lime Light)

This form of radiant is in general use by traveling Lecturers, Exhibitors, Advertising and Theatrical Companies, etc., who require a powerful light for projection purposes. It consists of Oxygen and Hydrogen Gases, that are conveyed to the jet or burner by rubber tubes, and when mixed in proper proportions and ignited they produce a blue-white flame of intense heat, in which is placed a cylinder of lime, which becomes incandescent and produces a light of from 700 to 1,000 candle power. The gases from this light may be manufactured by and used from one of our Oxy-Hydrogen Gas Making Outfits, or they may be obtained compressed in steel tanks from Calcium Light Companies which are established in most of the large cities throughout the country. As a rule, the manufacturing companies make no charge for use of the tanks the consumer merely paying for the gas used, returning tanks to the owners when empty.

Each jet consumes from 1 to 6 cubic feet of gas per hour. When used from cylinders the two gases cost from 12 to 15c. per cubic foot. When used by means of the Generating Outfit about one-third this amount.

See page 13 for description and prices of Oxy-Hydrogen Gas Generating Outfit.

ELECTRIC ARC LIGHT

This is by far the most powerful artificial light known, and to persons having access to a suitable current, the Low Tension Incandescent, the value of the Lantern and Moving Picture apparatus is greatly enhanced. This light is available, however, only in the larger cities and towns where the Incandescent Lighting System is in use.

The Electric Arc Lamp for use on the Low Tension Incandescent current is perfectly safe. We do not advise that amateurs use High Tension Series Arc Light Current, as this, in the hands of any but an experienced electrician, is dangerous.

LENSES (Condensing and Objective)

The Condensing Lenses of a Lantern are the large lenses placed in proper position between the radiant or light, and the objective or projecting lens.

Their use is to condense the light and pass it through the lantern view to a focus in the Objective-Condensing Lenses for Lantern use, range in size from 4 inches to 4½ inches in diameter. The 4-inch are used in the medium grade instruments, wherein Oil light or Acetylene Gas light is employed as the radiant.

The larger sizes are used in the higher grade Lanterns and in Stereopticons, in which the form of radiant is interchangeable.

Condensing Lenses of less than 4 inches in diameter are useless for projection purposes as they will not fully illuminate a standard size, 3¼ x 4 inch slide.

THE OBJECTIVE is the Lens that projects upon the screen the magnified image of the view, and the quality and sharpness of the picture thus produced is dependent in a large measure upon the quality of the Objective. These Lenses

are of High or Low Power according to their focal length. A short focus lens makes a large picture with the lantern a short distance from the screen and is of High Power, while a long focus lens is of Low Power, and projects a much smaller picture with the lantern the same distance from screen. Objective Lenses are made in different sizes for various needs and are known as

1-4 size 1-3 size 1-2 size
2-3 size 4-4 size

The $\frac{1}{4}$ and $\frac{1}{3}$ sizes are High Power Lenses.

The other sizes are of Low Power.

The $\frac{1}{4}$ size only is for use with Oil Light, this radiant not being of sufficient brilliancy to illuminate a picture further than the $\frac{1}{4}$ size lens will project it.

The $\frac{1}{4}$ and $\frac{1}{3}$ sizes are suitable for use with Acetylene Gas.


All the sizes can be used when Lime Light or Electric Arc Light is used as a radiant.

The following table gives approximately the various sizes of pictures made with different sizes of objectives, with Lantern at varying distances from the screen, when the standard size $3\frac{1}{4} \times 4$ -inch slide is used :

Size of Objective	Diameter of Objective	Distances from the Screen												Size in feet of picture on the screens.			
		10 ft.	20 ft.	30 ft.	40 ft.	50 ft.	60 ft.	70 ft.	80 ft.	90 ft.	100 ft.	110 ft.	120 ft.				
$\frac{1}{4}$ Size	1 $\frac{5}{8}$ in.	5	10	15	20												
$\frac{1}{3}$ "	1 $\frac{7}{8}$ "	4	8	12	16	20	24										
$\frac{1}{2}$ "	2 $\frac{1}{4}$ "		6	9	12	15	18	21	24								
$\frac{2}{3}$ "	2 $\frac{1}{2}$ "			7 $\frac{1}{2}$	10	12 $\frac{1}{2}$	15	17 $\frac{1}{2}$	20	22 $\frac{1}{2}$	25						
$\frac{3}{4}$ "	3 "			6	8	10	12	14	16	18	20	22	24				

The $\frac{2}{3}$ and $\frac{3}{4}$ sizes are rarely used, except for street and theatre work in large cities, experience having proven that the $\frac{1}{4}$, $\frac{1}{3}$ and $\frac{1}{2}$ sizes supply every need for ordinary use.

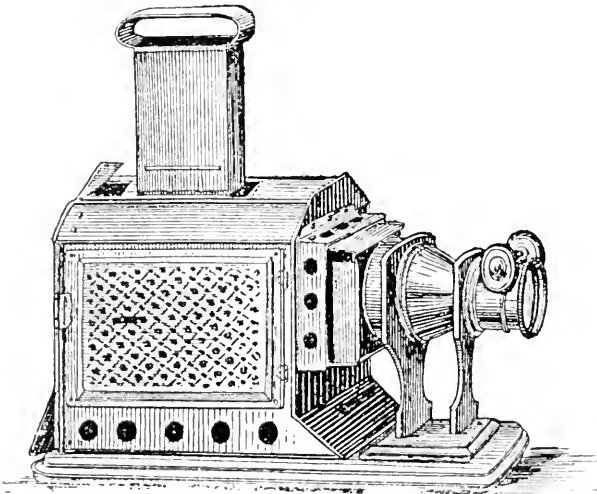
M. W. & CO'S HOME CIRCLE MAGIC LANTERN



This is the best low-priced Lantern on the market and supplies the demand for a cheap, but first-class oil-light instrument, for giving exhibitions in the parlor, small school houses, churches and lodge rooms. It is fitted with a pair of 4-inch condensing lenses of fine quality, mounted in a brass cell. A fine, double achromatic objective, with rack and pinion for focusing, and one three wick tri-unial lamp. The body is of polished Russia iron, ventilated and supplied with side and rear doors for examining the light. The Home Circle Lantern will make a well defined, sharp picture seven feet in diameter, when the regular $3\frac{1}{4}$ x 4 in. view is used, with lantern about 15 feet from screen, and smaller pictures at lesser distances. Price is for lantern complete, with carrying case and two slide carriers but no views. Weight in carrying case, 12 $\frac{1}{2}$ lbs

Price..... \$14 00

M. W. & CO'S KOH-I-NOOR MAGIC LANTERN



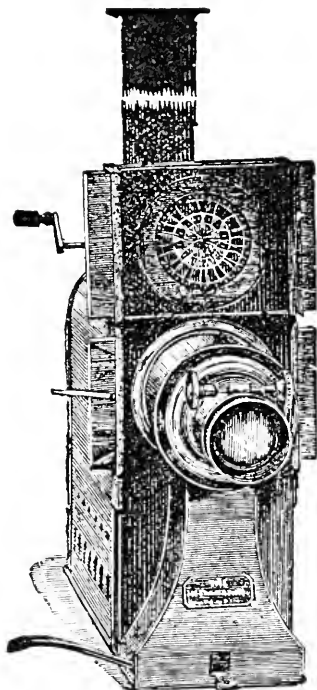
In the Koh-i-noor there has been produced the acme of perfection in the arrangement of the tri-unial (3-inch) lamp, it having been improved in a manner which makes the flame of each of the 3 burners $2\frac{5}{8}$ in. wide, giving a greatly increased white light, sufficient for projecting upon the screen a well illuminated picture 8 or 9 feet in diameter, with the lantern 16 to 18 feet from screen. Of course, smaller pictures can be produced at lesser distances. The Koh-i-noor is made of best Russia iron, having a solid inside body and an outside perforated jacket to

avoid heating. It is mounted on a polished mahogany base, the extension front being supported by uprights, and is furnished with tri-unial lamp, with each of the three wicks $2\frac{1}{4}$ inches wide.

The Objective is a fine, double achromatic lens, with rack and pinion for focusing. The Condensing Lenses are 4 inches in diameter and of finest quality, mounted in a brass cell, adjusted for contraction and expansion. Price includes carrying case and two slide carriers. Weight, 16 lbs.

Price..... \$25 00

M. W. & CO'S DISSOLVING LANTERN



The illustration is a correct representation of our Dissolving Oil Light Lantern. This instrument is provided with a *double* slide stage, which is moved rapidly up and down, the motion being controlled by the lever shown at side of Lantern. By this means the transition from one view to another is extremely rapid, and the effect is exactly like that obtained when a regular Oil Light Dissolving View Apparatus is used, and is the nearest approach to real dissolving that can be obtained from oil light.

A further advantage of the double stage is that mounted and unmounted views may be used in succession, without removing the carrier used for unmounted slides. The body is of best Russia iron and brass work, is highly polished and lacquered. The lamp is quadri-unial (4-inch) with the wicks arranged in the form of two wedges $\Delta\Delta$, and produces a strong, white light, sufficient to illuminate an 8 or 9 foot picture with lantern 16 to 18 feet from screen, when the regular $3\frac{1}{4} \times 4$ inch view is used. The chimney telescopes and when collapsed slips into a space provided for it beneath the lamp.

The Condensing Lenses are of finest quality and are 4 inches in diameter, mounted in brass cells.

The Objective is a fine, double achromatic Lens, provided with rack and pinion for focusing. Price includes carrying case and two slide carriers. Weight, 18 $\frac{1}{2}$ lbs.

Price \$43 50

THORNWARD UNIVERSAL MAGIC LANTERNS

We are justly proud of our series of Universal Lanterns, and feel thoroughly justified in recommending them as being the best value instruments of any apparatus of this kind now on the market.

In their construction the very best materials have been used, the form is modern and up-to-date, and great care has been exercised to produce instruments of handsome appearance as well as of great utility. The Skeleton Frame is made of light and strong brass castings, nickel plated, and is supplied with Extension Leather Bellows. The Condensing Lenses are 4 $\frac{1}{2}$ inches in diameter, of finest quality, mounted in a nickel plated brass cell.

This cell when in position rests upon metal pegs attached to the hood and can be instantly removed; so that in the event of the condenser sweating after lighting up, the cell can be removed and rubbed dry with but a moment's delay. The slide stage is of sufficient size to permit the use of slides $\frac{5}{8}$ inch thick and 4 inches wide, and of course anything smaller. A novel feature of this stage is that the top, instead of

being fixed as in other forms of Lanterns, can be removed so that mechanical slides, that have vertical instead of horizontal motion, such as the "Ascension of Christ" can be shown.

The Objective Lenses are high grade, double achromatic, made specially for projection purposes, mounted in nickel plated tubes, and furnished with rack and pinion for focusing.


The Lantern front, to which Objective is attached, is of sufficient size to permit the use of all sizes of objectives, from $\frac{1}{4}$ to $\frac{2}{3}$. Each front is furnished with flange, of size to occupy a $\frac{1}{2}$ size objective, into which is fitted the adapter for the $\frac{1}{4}$ sizes. Thus the instrument is ready at all times to be used with either a $\frac{1}{4}$ or $\frac{1}{2}$ size objective, rendering it adaptable for exhibitions in large or small halls, or in the parlor, for making either large or small pictures, and for use at any distance from the screen.

The Hood (or Lamp House) in which the light is confined, is of polished Russia iron, ventilated and supplied with doors at side and rear, so that light can be examined from any position. The use of the extension bellows adds greatly to the compactness and portability of the instrument, it weighing in carrying case but 12 pounds.

With each lantern we furnish two slide carriers, one for gem views and one for standard size views, and a carrying case.

PRICES

Prices on Lanterns do not include any views.

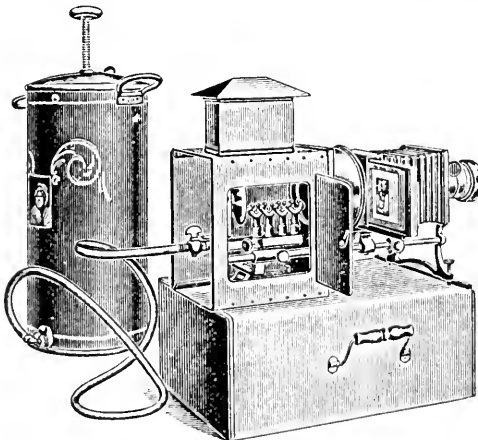


Thornward Universal Magic Lantern—Model A.

Thornward Universal Lantern, Model "A"

as described, fitted with three wick tri-unial oil lamp and $\frac{1}{4}$ size objective. It will make a well defined picture 8 or 9 feet in diameter with lantern 16 to 18 feet from screen and smaller pictures at lesser distances.

Price, Model "A"..... \$33 00



Thornward Universal Magic Lantern—Model B.

Showing method of making connections with the Acetylene Gas Generator.

Thornward Universal Lantern, Model "B"


as described, fitted with our improved quadruplex (four flame) burner for using Acetylene Gas and $\frac{1}{4}$ size objective. It will make a brilliant picture 12 to 15 feet in diameter with lantern 25 to 30 feet from screen, and smaller pictures at lesser distances.

Price, Model "B"..... \$34 75

Price, Acetylene Gas
Generating Outfit... 13 50

(See page 13.)

Thornward Universal Lantern, Model "C"



as described, fitted with best grade nickel plated lime light jet, with stop cocks, for using Oxy-Hydrogen Gas (lime light) as a radiant and $\frac{1}{4}$ size objective. Will make a brilliant picture 20 feet in diameter with lantern 40 feet from screen, and smaller pictures at lesser distances.

Price, Model "C"..... \$39 25

Price, Oxy-Hydrogen
Gas Making Outfit... 48 00

(See page 13.)

Thornward Universal Lantern—Model "C"

Showing method of making connections with our Oxy-Hydrogen Gas (Lime Light) Making Outfit.

Thornward Universal Lantern, Model "D"

as described, and furnished with both $\frac{1}{4}$ and $\frac{1}{2}$ size objectives, our three wick tri-unial lamp and best grade lime light jet. This combination makes an all round instrument with which either large or small pictures can be made, at varying distances from the screen, and which is applicable for use in either large or small halls, the country school house or the parlor.

Price, Model "D"..... \$58 00
Price, Oxy-Hydrogen Gas Making Outfit..... 48 00

(See page 13.)

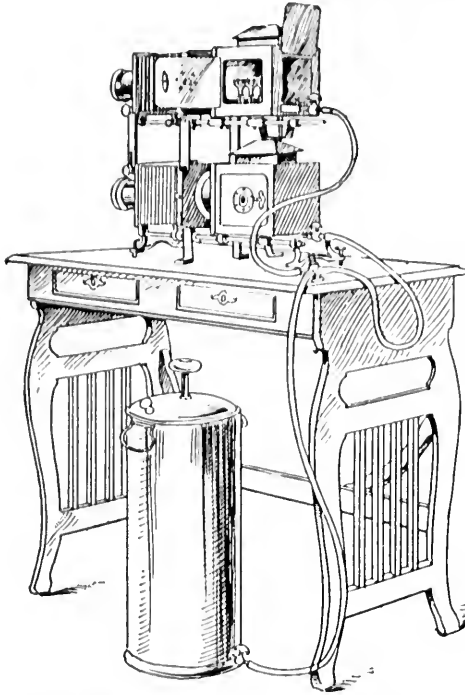
Thornward Universal Lantern, Model "E"

as described, but fitted with $\frac{1}{2}$ size objective and supplied with hand feed arc electric light lamp (suitable for use on the Low Tension Incandescent current) and a Rheostat applicable for use on direct currents of 110 or 220 volts, or on alternating currents of 52 or 104 volts.

Price, Model "E"..... \$51 50

NOTE.—When using the Electric Light Lantern consult a local electrician in regard to making necessary connections.

THE THORNWARD EXHIBITOR'S STEREOPTICON



The Thornward Exhibitor's Stereopticon—Model K.

Showing method of making connections with the Acetylene Gas Generating Outfit.

The Objective Lenses are of fine quality, double achromatic, with rack and pinion, made specially for projection purposes. In fact, the Exhibitor's Stereopticon has no superior at any price.

With each instrument we furnish two slide carriers, 12 feet rubber tubing, and carrying case. Weight of the instrument in carrying case 25 lbs.

The Stereopticon, using Lime Light or Acetylene Gas Light, is the only perfect instrument for producing Dissolving Views and the startling scenic effects so much admired. In the construction of our Exhibitor's Stereopticon we have evolved an instrument at a price far below that at which any other high grade double lantern is sold, in which are embodied all the essential features and adjustments that experience has proven necessary in a Stereopticon, and that skill can apply, including the extension leather bellows, adjusting screws for both vertical and lateral registering, and fronts of sufficient size to accommodate all sizes of objectives, from $\frac{1}{4}$ to $\frac{2}{3}$. The metal frame is of handsome oxidized brass, and light hoods of polished Russia iron. The jets for lime light are of latest pattern, having stop cocks, clip for holding, and mechanical movement for raising, lowering and turning the lime cylinder.

The Burners for using Acetylene Gas are quadruplex (four flame) supplied with the celebrated Naphey tips. The Condensing Lenses are $4\frac{1}{2}$ inches in diameter, of finest quality, mounted in nickel plated brass cells, that are so placed as to be accessible at an instant's notice.

The Thornward Exhibitor's Stereopticon, Model "K"

as described, furnished with two quadruplex Acetylene Gas Burners, two quarter size objectives, and low pressure dissolving key. In this model Acetylene Gas only can be used, and with this radiant, beautiful dissolving views 12 to 15 feet in diameter can be produced with lantern 25 to 30 feet from screen.

Price, Model "K"..... \$80 00
 Price, Acetylene Gas Generating Outfit (see page 13)..... 13 50

The Thornward Exhibitor's Stereopticon, Model "L"

The same as Model "K," but furnished with two lime light jets, and designed for using lime (oxy-hydrogen gas) light as a radiant.

Price, Model "L"..... \$95 00
 Price, Oxy-Hydrogen Gas Making Outfit (see page 13)..... 48 00

The Thornward Exhibitor's Stereopticon, Model "M"

Same as Model "L," but furnished with a pair of half size objectives instead of the $\frac{1}{4}$ size.

Price, Model "M"..... \$109 00
 Price, Oxy-Hydrogen Gas Making Outfit (see page 13). 48 00

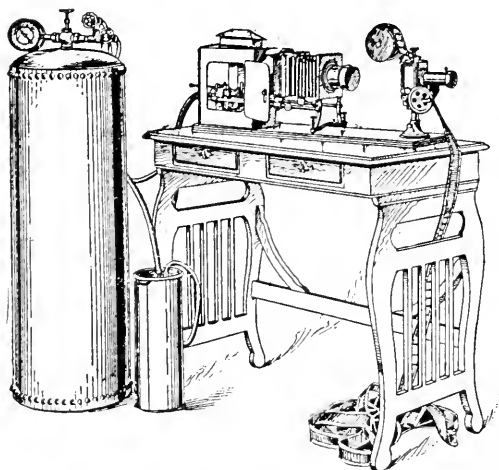
The Thornward Exhibitor's Stereopticon, Model "N"

Same as Model "L," but furnished with a pair each of both quarter and half size objectives, thus rendering the instrument suitable for the most perfect work in halls of any size.

Price, Model "N"..... \$119 00
 Price, Oxy-Hydrogen Gas Generating Outfit (see page 13) 48 00

NOTE.—Some Exhibitors prefer purchasing the gases for lime light in tanks from Calcium Light Companies rather than assume the little trouble of generating same. Gases from tanks can be used with Models L, M and N, but to do so a high pressure dissolving key must be used. This will add \$25.00 to the cost of each outfit.

THE THORNWARD OPTISCOPE



The Thornward Optiscope, showing method of making connections with our Oxy-Hydrogen (Lime Light) Gas Making Outfit.

taken, with a fractional stop and division between each. So life-like, so true to nature, so perfect in detail, such life-like actions are the pictures projected from these machines that the audience can scarcely believe that what they see before them is only a picture.

Moving Picture Exhibitions

have been exceedingly popular for two years, but, owing to the former high cost of outfits, comparatively few people outside the large cities have seen them. In the Optiscope we have produced a machine of handsome appearance, durability and utility, which for simplicity, easy action, noiselessness, workmanship and quality of results obtainable has no superior.

A combined Magic Lantern and Animated Picture Machine with which can be used both the regular glass lantern views and the Film Ribbons for producing the animated (or moving) pictures.

The principle of the animated Picture Machine is the same as that of the Magic Lantern except that instead of the regular glass lantern slide, there is used a long, transparent celluloid ribbon, the standard length of which is fifty feet, containing a series of photographs taken at the rate of about forty per second. On each fifty feet of ribbon there is a series of about 800 pictures, each slightly different from the other.

By means of the ingenious mechanism of the mechanical head of the machine, these pictures are made to pass before the projecting lens at about the same speed at which they were

Set No. 1210.
THE BATTLE OF MANILA
 AND THE
PHILIPPINE ISLANDS,

BY
 PROF. WM. FRISBIE, LL. B., PH. D.
 (Copyright 1898, by the K. O. Co.)

When Congress passed a resolution recognizing the existence of a state of war between the United States and Spain, it was at once concluded that our energies were to be directed against Cuba, chiefly at Havana. Few of the people thought of Spain's colonial possessions in the Pacific Ocean.

Americans had read from time to time of an American squadron in Asiatic waters; but of what ships it was composed, what their fighting strength, who their commanding officer, few outside of naval circles knew.

Shortly after May 1, 1898, the people of the United States were electrified by the news received from far off Manila of gallant Dewey's splendid victory, and the total destruction of the Spanish Asiatic fleet. The lecture commences with the American fleet in the harbor of Hong Kong, and is a most graphic description of the famous battle and the equally famous Philippine Islands.

List of Views included in the Lecture:

- | | |
|---|--|
| 1 Hong Kong. | 28 The Lunetta. |
| 2 Consul General Wildman | 29 Execution of Insurgent Chiefs. |
| 3 The Olympia. | 30 Cathedral at Manila. |
| 4 The Baltimore. | 31 Native Junks in Manila Bay. |
| 5 The Boston. | 32 Native Troops of the Philippines in Spanish Army. |
| 6 The Raleigh. | 33 Village of Civilized Natives. |
| 7 The Concord. | 34 The River Pasig, Looking Toward the Mouth. |
| 8 The Petrel. | 35 A Group of Native Philippine Girls. |
| 9 American Fleet Steaming toward Manila. | 36 The Main Business Street of Manila. |
| 10 Corregidor. | 37 A Group of Negritos. |
| 11 Plan of Manila Harbor. | 38 Mount Mayon. |
| 12 High Power Guns at Cavite. | 39 Town of Cavite. |
| 13 American Fleet in Action at Manila. | 40 Gate in the Wall of Cavite. |
| 14 Admiral Montojo. | 41 Colored Map Showing Spain's Possessions at the Height of Her Power. |
| 15 Dewey on the Bridge of the Olympia. | 42 Gen. Emilio Aguinaldo, in Command of the Philippine Insurgents. |
| 16 A Battery at Manila. | 43 Capt. Chas. V. Gridley of the Olympia. |
| 17 The Baltimore Leading the Second Attack. | 44 Majos General Wesley Merritt. |
| 18 Spanish Vessels Destroyed at Manila. | 45 Cruiser Charleston, Sent with Reinforcements to Dewey. |
| 19 Map of the Philippines. | 46 Village of Saypan, Ladrone Islands. |
| 20 Spanish Fleet in the Philippines before Destruction. | 47 How Europe and America Heard the News from Manila. |
| 21 Eight-inch Gun on the Boston. | 48 Rear Admiral Dewey. |
| 22 Operating Six-inch Gun on the Olympia During the Battle. | 49 Hymn, America: My Country, 'Tis of Thee. |
| 23 Map of the Spanish Islands in the Pacific at the Beginning of the War. | 50 Bartholdi's Statue of Liberty. |
| 24 Manila and the Bay. | |
| 25 Panorama of Manila Harbor. | |
| 26 Park on the Sea Shore of Manila. | |
| 27 Manila Divided by the River Pasig. | |

Price, set complete, with Lecture, uncolored slides.....\$17 50
 Price, set complete, with Lecture, all slides colored..... 42 50
 Price, single slides, uncolored, each..... 35
 Price, single slides, artistically colored, each..... 85

Set No. 1220.

LAND AND NAVAL BATTLES AT SANTIAGO,

BY

PROF. GEO. KLEINE, LL. D.

(Copyright 1898, by the K. O. Co.)

This Lecture commences with the U. S. Volunteers in sight of Santiago for the first time. From thence the writer carries his readers through the entire campaign. The story of the famous Battles on Sea and Land is dramatically told, and the story ends with an inspiring picture of "The Spirit of '76."

List of Views Included in the Lecture:

- | | |
|--|--|
| 1 First sight of Santiago by U. S. Volunteers. | 26 The Wrecked Vizcaya; Explosion of the Magazine. |
| 2 Receiving newspapers from home on board the New York, before Santiago. | 27 The Cristobal Colon, After Grounding and Rolling on Her Side. |
| 3 United States Troops Landing at Baiquiri, Showing Docks. | 28 Rear Admiral Schley. |
| 4 Harbor at Siboney, Showing Transports and Block-house. | 29 Capt. Robley D. Evans. |
| 5 Cubans Passing Over the Hill to the Front at Siboney. | 30 Lieut. Hobson. |
| 6 Death of Capt. Capron. | 31 The Oregon. |
| 7 Roosevelt Leading the Charge on San Juan Hill. | 32 Admiral Cervera. |
| 8 The Battle of El Caney. | 33 Admiral Cervera Received by Capt. Evans. |
| 9 Capt. Capron's Battery in Action. | 34 Captain Philip's Prayer on the Texas After Victory. |
| 10 Stone Fort at the Top of the Hill at El Caney. | 35 "Don't cheer, boys, the poor devils are dying." |
| 11 Cuban Insurgents Before Santiago. | 36 Surrender of Santiago by Gen. Toral to Gen. Shafter. |
| 12 In the Trenches Before Santiago. | 37 Gen. Shafter on Horseback. |
| 13 Red Cross Ambulance in the Field. | 38 Gen. Joseph Wheeler. |
| 14 Clara Barton. | 39 The Irishman Who did not Want to Die with a Spaniard. |
| 15 Wounded Soldier Limping to Hospital. | 40 Sample of Hard Working Insurgent. |
| 16 Bird's Eye View of the Bombardment of Santiago. | 41 Uncle Sam, Before and After Taking. |
| 17 Admiral Sampson. | 42 Col. Theodore Roosevelt. |
| 18 Escape of Hobson and His Men from the Merrimac. | 43 Working Rapid-fire Gun on the Oregon. |
| 19 Admiral Cervera's Dash from Santiago | 44 Unloading Live Cattle from On Board Ship. |
| 20 The Gloucester Destroying Spanish Torpedo Boats. | 45 News from Home on Board the Cruiser Brooklyn. |
| 21 Naval Battle of July 3, 1898. | 46 Diver Morgan Going Under the New York to Clean Bottom. |
| 22 Destruction of Cervera's Fleet. | 47 Soldier Dying in Field Tent; Break the News to Mother. |
| 23 Wreck of the Maria Teresa, at Sunset After the Battle. | 48 Troop G of the Rough Riders Nearing Baiquiri. |
| 24 Almirante Oquendo on Fire After the Wreck. | 49 The Village of El Caney. |
| 25 The Vizcaya, as She Steamed into New York Harbor in March, 1898. | 50 The Spirit of '76. |

Price, set complete, with Lecture, uncolored slides \$17 50
 Price, set complete, with Lecture, all colored slides 42 50
 Price, single slides, uncolored, each 35
 Price, single slides, artistically colored, each 85

ACETYLENE GAS GENERATOR



Acetylene Gas, as now used is an entirely new form of illuminant. It is made from calcic carbide, a non-combustible, non-explosive, cheap chemical, which, when placed in water, generates Acetylene Gas. This gas, when burned in a suitable jet (see page 15) produces an intensely white, penetrating light, many times more brilliant than ordinary Hydrogen (house) Gas. In the Generators we are now furnishing the gas is not under pressure and there is not a sufficient amount of it stored in the generator to permit an explosion, by any possibility, to occur.

Acetylene Gas is rapidly becoming the favorite radiant for use with projection apparatus. Owing to the brilliancy of the light, the simplicity of operation, cheapness, portability and safety, it is fast replacing all other forms of light for this (and other) purposes. It can be used with the regular single Magic Lantern or with the double Stereopticon; but not with the Moving Picture apparatus. One Generator only is required for use with the Stereopticon.

The cost of operating is merely nominal. One pound of carbide will generate sufficient gas to operate a lantern for an hour. The Generator consists of two metal cylinders of proper proportions, one within the other. In the inner cylinder is the

receptacle for holding the carbide. It is compact, simple of operation and directions for use accompany each. Height 19 inches, diameter $8\frac{1}{2}$ inches, weight $9\frac{1}{2}$ lbs.

Price.....	\$13 50
Calcic Carbide (in 10 lb. cans) per can	90

Improved Patent Portable Oxy-Hydrogen Gas Making Outfit

for generating the necessary gas for producing lime light. Lime light has for many years been the favorite radiant for projection work where an intensely brilliant and penetrating light is required. This light is produced by a combination of Hydrogen and Oxygen Gases burned against a cylinder of lime, thus producing a brilliant white light of from 700 to 1,000 candle power.

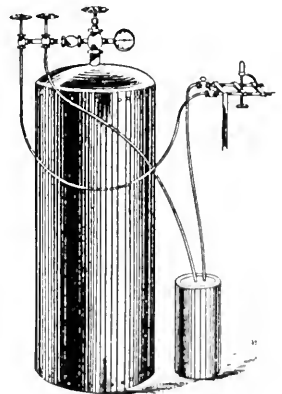
Until recently, the only available apparatus for making the necessary gases for this light has been the old fashioned gas-bags and accompanying outfit, always unwieldy, heavy and troublesome, and subject to accidental damage.

The Portable Gas Making Outfit generates its own pressure, and requires, in addition to the outfit itself, the carrying of the necessary chemicals only, to enable the operator to make the gases and exhibit anywhere. He is entirely independent of outside sources of supply and always sure of having his gases when he wants them.

The outfit consists of a metal gas tank, 12x36 inches, tested to withstand high pressure, an improved saturator, a pressure gauge for measuring quantity of gas in tank, two needle valves for controlling the gases, a narrow cylindrical retort, a wash bottle, connecting pipes, rubber tubing, wrench, etc. Oxygen gas is generated from black oxide of manganese and chlorate of potash. All that is necessary is to heat the chemicals in a retort (furnished with the outfit) which converts them into gas that passes into the tank.

Hydrogen gas is generated from gasoline in the saturator.

The advantages of this Outfit, are, its economy, 35 to 40c. worth of chemicals being sufficient to generate gases for an evening's entertainment.



Showing method of making connection with the jet.

Its Portability, the entire outfit, except the tank, being packed in two strong carrying cases, which can be checked by the traveling exhibitor as personal baggage.

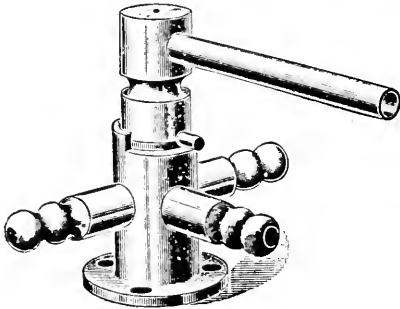
Its Utility in producing the best available form of radiant for use with any form of projection apparatus, Magic Lantern, Stereopticon or Moving Picture Machine.

Its Simplicity, as anyone by following the printed directions sent with each outfit can operate it successfully and safely.

Weight of outfit complete, about 100 lbs.

Price of Outfit, complete.....\$48 00
 Black Oxide of Manganese and Chlorate of Potash, mixed for use and put up
 in 10 lb. sealed cans.price per can 2 50

DISSOLVING KEYS



Acetylene Gas Dissolving Key.

Dissolving Keys are necessary for use with a Stereopticon (Double Lanterns) to produce dissolving effects. They cannot be used with the single lanterns. Our keys are of the best construction, fine finish and superior workmanship.

Low Pressure Dissolving Key

For use with the Stereopticon, when acetylene gas is used as the radiant. Cannot be used with lime (oxy-hydrogen gas) light.

Price.....\$4 75

Medium Pressure Dissolving Key

For use with the Stereopticon when Oxy-Hydrogen gas from bags or from portable gas making outfit is used. Cannot be used with acetylene gas or with compressed gases from cylinders.

Price.....\$9 00

High Pressure Dissolving Key

For use with compressed gases from cylinders. This key is of the very latest improved form, with independent plugs for each cylinder and for each jet; allows free flow without any possibility of the gases mixing in the key. No matter how great the pressure from the cylinders, the flow of gases is always under perfect control.


Price.....\$32 50

OIL LAMPS FOR THE MAGIC LANTERN

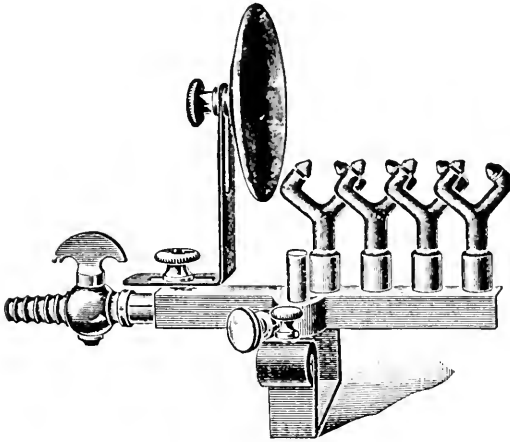
Our three wick Tri-unial and four wick Quadri-unial lamps are the best form of lamp for use with the lantern, the light from them being evenly distributed over the screen, making all portions of the picture uniformly distinct.

Price, Tri-unial (3-wick) lamp, \$5 00

Price, Quadri-unial (4-wick) lamp 7 65



THE IMPROVED ACETYLENE GAS QUADRUPLEX BURNER



These burners are made of the very best materials, finely finished, nickel plated and supplied with stopcock. They are of the eight tip, four flame form, the tip being of the celebrated Naphey patent, of high candle power, back of which is placed a polished reflector. The jets are all made so that they may readily be placed in the optical center of the lantern, but can be used in pairs in the Stereopticon for producing dissolving effects, in which case they are connected with the Generator by means of a Dissolving Key; the gas may thus be gradually turned

from one lantern to the other, or both lanterns may be equally illuminated as may be required. We fit our Universal Lantern Model B and Exhibitor's Stereopticon Model K with these burners, and they can be adapted to almost any lantern on the market.
 Price, complete with reflector..... \$6 75

IMPROVED OXY-HYDROGEN OR LIME LIGHT JETS

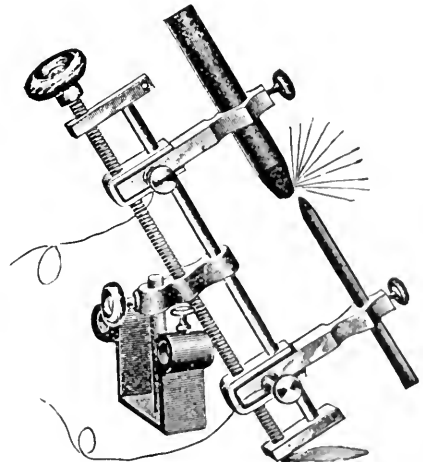
These jets are of the most superior workmanship and finish, and of the highest illuminating power to be obtained from Lime Light. The tips are all permanently fastened and warranted not to blow out. Combustion is perfect and there is neither hissing or sputtering.

- Best grade Improved Jet, with mechanical lime movement and stop cocks, nickel plated, each \$11 25
- Best grade Improved Jet, with mechanical lime movement, but without stop cocks, each 9 00


IMPROVED FEED ELECTRIC ARC LIGHT LAMP

This lamp is thoroughly well made, nickel plated and finely finished. It is applicable for use on the low tension incandescent circuit, either direct or alternating; is thoroughly insulated and easy of adjustment. It can be adapted to almost any lantern on the market.

Price \$12 00




SLIDE CARRIERS



The Double Carrier (see cut) for instantaneous change of slides, used in a single lantern. The Carrier is well made and after being placed in the lantern need not be moved during the entertainment. The slides are placed alternately in the compartments at the right and left of the sliding frame.

Price, each.....65c.
 Square Carrier, for using the standard size slides. Stationary. Each.....40c.
 Gem Slide Carrier, well made, of wood, for use with Gem Slides. Each....25c.



Slide Boxes for Holding Standard Size (3 1/4 x 4 in.) Slides

Well made, light and durable, with partitions to separate slides, and clasp for fastening cover.

For 50 Slides, each.....90c.

Same as above, but with interior arranged for two rows of slides of 50 each (100 in all). Has leather strap for carrying.

Price.....\$1 75


SCREENS

Made of fine quality of sheeting, with loop and ropes.

8 feet square, each.....\$2 50	18 feet square, each.....\$11 00
10 " " ".....4 00	20 " " ".....15 00
12 " " ".....6 00	24 " " ".....16 50
15 " " ".....9 00	30 " " ".....21 50

DIRECTIONS FOR HANGING SCREEN.

Screw two screw rings into the wall or the window frame, one on each side of the hall near the ceiling, and two others in the floor, one on each side. Then support the screen by the cord passing through the loops on the upper side of the screen and through the upper screw rings, bringing the ends of the cord down and securing them to the rings in the floor, to which also can be attached cords from the loops on the bottom and sides of the screen to steady it.



Objective Lenses for Magic Lanterns and Stereopticons

These Lenses are made by Dailot, of Paris, expressly for projection work, and are universally accepted as the standard of excellence. See page 6 for table illustrating the projecting powers of the various sizes.

Quarter size,	Price each.....	\$ 6 65
One-third size,	" ".....	11 40
One-half size,	" ".....	13 75
Two-thirds size,	" ".....	19 95
Four-fourths size,	" ".....	30 40

Condensing Lenses

For Lanterns, Stereopticons, Bromide Enlargements, etc.

Price, unmounted, 4 inch diameter. Each.....	\$1 50
" " 4½ " " "	2 25
" " 4¾ " " "	2 75
" " 5 " " "	3 50
" mounted in brass cell, 4 inch diameter. Per pair.....	3 20
" " " " " 4½ " " " "	5 00
" " " " " 5 " " " "	7 50

Sundries for the Lantern Exhibitor's Use

Lime Cylinders for Oxy-Hydrogen Jets, best quality, carefully packed 12 in a canister.

Per canister.....	\$0 90
Pure Chlorate of Potash and Black Oxide of Manganese, mixed, 10 lb. cans..per can	2 50
Carbide of Calcium (calcic carbide) in 10 lb. cans.....per can	90
Carbide of Calcium (calcic carbide) in 50 lb. cans.....per can	4 00
Rubber Tubing, heavy, for connections.....per foot	12
Plain Glass Slides, for covering slides, advertising slides, etc.....per doz.	25
Black Lantern Slide Mats, round, square, oval, or rectangular opening, in packages of 25.....per pkg.	22
Black Binding Strips for Lantern Slides, in packages of 50.....per pkg.	15
Wooden Frames for mounting standard size slides.....each	15
Lantern Slide size photographic plates.....per doz.	50

Slides (Views) for use in the Magic Lantern and Stereopticon

We are in the closest possible touch with Lantern Slide makers, and are prepared to furnish (in addition to what we list in this book)

At Reduced Prices

All views listed in the catalogues of the large American manufacturers of this line of goods.

When ordering, or corresponding regarding slides, correspondents must state from whose catalogue quotation was taken.

From Time to Time

We publish special lists of slides of subjects of current interest, endeavoring always to keep our stock up to date.

We will be pleased to forward to interested parties, upon request, copies of these lists.

Slides Made to Order

We will **not** make Gem Slides to order, our lists of these published below, containing everything in this line that we can furnish.

We will, however, make the regular standard size slides (3¼ x 4 inches) to order, from photographs, newspaper cuts, or drawings sent us, at following prices :

Plain.....	each	\$0 75
Artistically colored, not framed.....	"	1 25
Artistically colored and framed.....	"	1 45

We will not make slides to order, unless full amount of cash accompanies the order, and such work cannot be returned.

Coloring

Colored slides are not carried in stock and must be colored to order, the work requiring from three to ten days. Under no circumstances will we accept colored slides if returned to us.

GEM SLIDES (Views)



From Slide No. 1.

We are manufacturers of these, are thoroughly conversant with their excellent qualities, and direct attention to the following facts concerning them:

The size of a regular standard size slide is $3\frac{1}{4} \times 4$ inches, this slide having a single view (picture) 3 inches in diameter.

The Gem Slides are $2\frac{1}{2}$ inches wide, 8 inches long, and each slide contains three views (pictures) 2 inches in diameter. It will thus be seen that the view of the Gem slide is but two-thirds the size of that of the view of the standard size slide, consequently the picture projected upon the screen from a Gem slide will be but two-thirds the size of that projected from a standard size, with the lantern at same distance from screen. This, and the fact that the Gem slide contains three views, whereas the standard size contains but one, is the only way in which the Gem differs from the standard.

In quality, finish, and general excellence they are equal to the **best** Foreign and American slides now made.

Each slide is provided with cover glass to prevent scratching. They are suitable for use in any lantern, from a toy having a slide stage $2\frac{1}{2}$ inches in height, to the most powerful lime light or electric light Stereopticon, and are specially recommended to the exhibitor with small capital who wishes to keep the cost of his outfit within certain limits,

As we make these in a large variety of subjects, their low price of 25c. each ($8\frac{1}{4}$ c. each, for each of the three views) puts a complete assortment of most attractive views within the reach of all, and renders it possible for persons of very limited means to use the lantern for **Pleasure and Profit**. To these, we invite careful attention.

Prices of Gem Slides

Price, uncolored.	each	\$0.25
Price, artistically colored.....	each	.75

Gem Slides. Set No. 1. Views from Nature

14 Slides, 24 Pictures.

Slide No.

- 1 America: Niagara Falls, Mirror Lake Yosemite, The Pool, White Mountains, N. H.
- 2 England: House of Parliament, Windsor Castle, Waterloo Bridge.
- 3 Venice: Grand Canal, Bridge of Sighs, The Rialto.
- 4 Ireland: Giant's Causeway, Queens-town, Holy Cross Abbey.
- 5 Switzerland: Sea of Ice, Castle Chillon, Falls of Staubach.
- 6 Constantinople: Palace of the Sultan, Fountain of St. Sophia, Mosque of Mahomet.
- 7 Egypt: The Nile Boat, Pyramids and Sphynx, Statues at Thebes.

Slide No.

- 8 Jerusalem: Mosque of Omar, Church of the Holy Sepulchre, Damascus Gate.
- 9 Germany: St. Goar on the Rhine, Castle Ehrenfels, City of Cologne.
- 10 Russia, Moscow: The Kremlin, The Great Bell, Church of St. Basil.
- 11 Scotland: Melrose Abbey, Balmoral Castle, Calton Hill, Edinburgh
- 12 Rome: St. Peter's Church, exterior; St. Peter's Church, interior; View of Rome from St. Peter's.
- 13 Rome: The Colosseum, exterior; The Colosseum, interior; Dying Gladiator.
- 14 Paris: Panorama of Paris, Notre Dame, The Louvre.

Plain, each	\$ 0.25
Colored, each.....	.75

Plain, per set.....	\$ 3.50
Colored, per set	10.50

Gem Slides. Set No. 2. Scripture.

6 Slides, 18 Pictures

- | | |
|--|--|
| <p>Slide No.</p> <p>15 Joseph Sold, Joseph's Bloody Coat, Joseph Meeting His Father.</p> <p>16 Rebecca at the Well, Eliezer at the House of Bethuel; Arrival of Rebecca.</p> <p>17 Moses Saved, Moses Assisting the Daughter of Jethro, Destruction of Pharaoh's Host.</p> | <p>Slide No.</p> <p>18 The Annunciation, Wise Men Guided by the Star, Birth of Christ.</p> <p>19 Baptism of Christ, Christ's Entry into Jerusalem, Sermon on the Mount.</p> <p>20 Last Supper, Christ Rejected, The Crucifixion.</p> |
|--|--|

Plain, each	\$0 25
Plain, per set	1 50
Colored, each75
Colored, per set	4 50

Gem Slides. Set No. 3. Drunkard's Progress.

4 Slides, 12 Pictures.

- | | |
|--|---|
| <p>Slide No.</p> <p>21 Domestic Happiness—the greatest of earthly blessings; The Temptation, Introduction of Sorrows—a loving heart made sad.</p> <p>22 The Rum Hole, a substitute for Home; Rum instead of Reason; Degraded Humanity.</p> | <p>Slide No.</p> <p>23 The Cold Shoulder by Old Friends; Rumseller's Gratitude—rejection instead of injection; Poverty and Want.</p> <p>24 Robbery and Murder, the result of Drunkenness; Mania a Potu, the horror of horrors; The Death that Precedes Eternal Death.</p> |
|--|---|

Plain, each	\$0.25	Plain, per set.....	\$1 00
Colored, each.....	.75	Colored, per set.....	3 00

Gem Slides. Set No. 4. The Bottle.

3 Slides, 9 Pictures.

- | | |
|--|--|
| <p>Slide No.</p> <p>25 The Bottle is Brought Out for the First Time, Discharged for Drunkenness, Execution Sweeps Off the Furniture.</p> | <p>Slide No.</p> <p>26 Unable to Obtain Employment, Cold, Misery and Want, Fearful Quarrels.</p> <p>27 The Husband Kills His Wife, The Bottle Has Done Its Work, Delirium Tremens.</p> |
|--|--|

Plain, each.....	\$0.25	Plain, per set.....	\$0 75
Colored each.....	.75	Colored, per set.....	2 25

Gem Slides. Set No. 5. Ten Nights in a Bar-Room.

4 Slides, 12 Pictures.

- | | |
|---|--|
| <p>Slide No.</p> <p>28 Arrival at the "Sickle and Sheaf," Joe Morgan's little Mary begs him to go home, Slade throws a glass at Joe Morgan and hits Mary.</p> <p>29 Joe Morgan suffering the horrors of delirium tremens. Death of Joe Morgan's little Mary, Frank Slade and Tom Wilkins riding off on a spree.</p> | <p>Slide No.</p> <p>30 Willie Hammond is induced by Harvey Green to gamble, Harvey Green stabs Willie Hammond to death. Quarrel between Slade and his son Frank.</p> <p>31 Frank Slade kills his father with a bottle. Meeting of the citizens in the bar-room. The departure from the "Sickle and Sheaf."</p> |
|---|--|

Plain, each.....	\$0.25	Plain, per set.....	\$1.00
Colored, each.....	.75	Colored, per set.....	3 00

Gem Slides. Set No. 6. Statuary—Rogers' Groups, Etc.

9 Slides, 27 Pictures.

- Slide No.
 32 Rip Van Winkle at Home. Rip Van Winkle on the Mountains. Rip Van Winkle Returned.
 33 Thorwaldsen's Gems—Spring, Summer, Autumn.
 34 Thorwaldsen's Gems—Winter, Night Morning.
 35 Parting Promise. Courtship in Sleepy Hollow. Coming to the Parson.

Plain, each \$0.25
 Plain, per set 2.25

- Slide No.
 36 Mail Day. Town Pump. Village Schoolmaster.
 37 The Bushwhacker. The Sharpshooter. Wounded Scout.
 38 We Boys. Uncle Ned's School Country Post Office.
 39 Eve Before the Fall. Bird Family Monument. Simply to Thy Cross I Cling.
 40 The Serenade. The Courtship. Ariadne and the Tiger.

Colored, each \$0.75
 Colored, per set 6.75

Gem Slides. Set No. 7. Miscellaneous.

19 Slides, 57 Pictures.

- Slide No.
 41 The Ill Fated Ship, The Ship sailing with a fair wind, Height of the Storm, The Ship on Fire.
 42 Fate of the Steamship, Leaving Port, Mid-Ocean—the Wreck.
 43 Fort Sumter in Peace—Daylight, Fort Sumter in peace—Moonlight, Fort Sumter on fire during the bombardment.
 44 Bay of Naples and Mount Vesuvius—Day, Bay of Naples—Night, Bay of Naples—Eruption of Mount Vesuvius.
 45 Courtship of the Second Wife: Ghost of the First appears—and creates the utmost consternation.
 46 The first Meeting, Five Minutes Declaration, Five Years After—Consequences.
 47 Frigid Zone, Temperate Zone, Torrid Zone.
 48 Steamboat Race on the Mississippi, Wooding up, The Explosion.

Plain, each \$0.25
 Plain, per set 4.75

- Slide No.
 49 Sick Monkey, Monkey Duel—Darwinian.
 50 Moving Day, Life-Boat, Protection.
 51 Mud Pies, Washing Day, Playing at Doctor.
 52 White-washing the Negro, Flaw in the Title, Oh! Fitzgerald.
 53 Ecco Homo, Mater Dolorosa, Prayer.
 54 Jerusalem in her Grandeur, Jerusalem in her Fall, Garden of Gethsemane.
 55 To the Rescue, Saved, Jack in Office.
 56 Temperance Meeting, The friendly Meal, The Horse Fair.
 57 The Prodigal Son, The Carousal—Swineherd, The Return.
 58 Rock of Ages—Angry Sea, Cross in the Sea, Simply to Thy Cross I Cling.
 59 The Lakes, The Glacier, Near the Falls.

Colored, each \$0.75
 Colored, per set 14.25

Gem Slides. Set No. 8. Comic.

6 Slides, 18 Pictures.

- Slide No.
 60 Romance, Reality, Injured Innocence.
 61 Bulldozing; Picturesque Africa; Hold on to Suffin', It's Goin' Off Dis Tim'.
 62 "Dey Say I Can't—But I's Gone Done It;" Platonic Love.
 63 Nip and Tuck; Battle for Doll, Both Victorious; We Met by Chance.

Plain, each \$0.25
 Plain, per set 1.50

- Slide No.
 64 Come Into the Garden, Maud; I Will Not Ask to Press that Cheek; Take Back the Heart Thou Gavest.
 65 'Twere Vain to Tell Thee All I Feel; Darling, I Am Growing Old; 'Twas a Calm, Still Night.

Colored, each \$0.75
 Colored, per set 4.50

Gem Slides. Set No. 9. United States History, Etc.

5 Slides, 15 Pictures.

Slide No.	Slide No.
66 Landing of Columbus, 1492; Marriage of Pocahontas, 1613; Landing of the Pilgrims, 1620.	68 Declaration of Independence, 1776; Washington at Valley Forge, 1777; Indian Massacre at Wyoming, 1778.
67 Penn's Treaty with the Indians, 1682; Battle of Bunker Hill, 1775; Washington Crossing the Delaware, 1776.	69 Capture of Major Andre, 1780; Surrender of Cornwallis, 1781; Commodore Perry at Lake Erie, 1813.
	70 "Old Abe After the Battle," "Yankee Doodle," Goddess of Liberty.

Plain, each.....	\$0.25
Plain per set.....	1.25
Colored, each.....	.75
Colored, per set.....	3.75

Gem Slides. Set No. 10. American Civil War.

7 Slides, 21 Pictures.

Slide No.	Slide No.
71 Bombardment of Fort Sumter, Battle of Bull Run, Battle of Wilson's Creek.	75 Battle of Chickamauga, Battle of Lookout Mountain, Battle of the Wilderness.
72 Battle of Roanoke Island, Capture of Fort Donelson, Battle of Pittsburg Landing.	76 Attack on Fort Wagner, Capture of Petersburg, Naval Combat between Monitor and Merrimac.
73 Capture of New Orleans, Battle of Fair Oaks, Battle of Antietam.	77 Naval Combat between Kearsarge and Alabama, Sherman's March through Georgia, Surrender of General Lee.
74 Attack on Fredericksburg, Siege of Vicksburg, Battle of Gettysburg.	

Plain, each	\$0.25
Plain, per set.	1.75
Colored, each75
Colored, per set	5.25

Gem Slides. Set No. 11. American Scenery.

11 Slides, 33 Views

Slide No.	Slide No.
78 New York: Central Park, Post Office, Stewart's Store.	84 Philadelphia: Independence Hall, Girard College, Masonic Hall.
79 New York: City Hall, East River Bridge, Elevated Railroad.	85 Harbor of San Francisco: Capitol, Sacramento, Salt Lake City.
80 New York: Shipping, East River, The Tombs, Trinity Church.	86 San Francisco: Palace Hotel, Chinese Joss House, exterior; Chinese Joss House, interior.
81 Washington: Capitol, White House, War Department.	87 Yosemite: Cathedral Rock, Yosemite Falls; Yellowstone: Bee Hive Geyser.
82 Washington: Smithsonian Institute, Patent Office, Treasury Building.	88 Salt Lake City: Brigham Young's House, Mormon Temple, exterior; Mormon Temple, interior.
83 Boston: Faneuil Hall, Bunker Hill Monument, Old South Church.	

Plain, each.....	\$0.25
Plain, per set.....	2.75
Colored, each.....	.75
Colored, per set.....	8.25

Gem Slides. Set 12. Comic.

4 Slides, 9 Pictures.

Slide No.		Slide No.	
89	Another Negro Rising, same, Pleasure Before Business.	91	The Three Graces, Great Expectations, A Pleasure Party.
90	Poor Donkey, Poor Children, That Husband of Mine.		
Plain, each		\$0.25
Plain, per set75
Colored, each75
Colored, per set		2.25

Gem Slides. Set No. 13. Anatomy.

4 Slides, 12 Pictures.

Slide No.		Slide No.	
92	Human Skeleton. Anatomy of the Ear. Diagram of the Eye.	94	Heart and Lungs. Stomach, Liver and Pancreas. Digestive Organ in Place.
93	Muscles—Front View. Muscles—Back View. Muscles of the Head, Neck and Face.	95	Nerves—General View. Nerves—Fifth Pair. Nerves—Facial.
Plain, each		\$0.25
Plain, per set		1.00
Colored, each75
Colored, per set		3.00

Gem Slides. Set No. 14. Microscopic Objects.

4 Slides, 12 Pictures.

Slide No.		Slide No.	
96	Sheep Tick, Human Head Louse, Dog Flea.	98	Scales from Wing of Moth, Section of Wheat Straw, Heliopelta.
97	Leg of Blow Fly, Eye of House Fly, Proboscis of House Fly.	99	Saws of Saw Fly, Foot of Spider, Sting of Bee.
Plain, each		\$0.25
Plain, per set		1.00
Colored, each75
Colored, per set		3.00

Gem Slides. Set No. 15. Rip Van Winkle.

2 Slides, 6 Pictures.

Slide No.		Slide No.	
100	Rip Van Winkle playing with the Children, Rip Van Winkle at the Village Inn. His Scolding Wife.	101	Rip Van Winkle on the Mountains, Rip Van Winkle Returns after a Nap of Twenty Years. Relating the Story.
Plain, each		\$0.25
Plain, per set50
Colored, each		\$0.75
Colored, per set		1.50

Gem Slides. Set No. 16. Drunkard's Daughter.

2 Slides, 6 Pictures.

Slide No.		Slide No.	
102	Her mother dying, she is left alone in the world. She endeavors to support herself by sewing shirts. Payment for her work is refused for alleged imperfections.	103	Unable to pay rent, she is turned into the street. In a moment of despair she plunges into eternity. Take her up tenderly, lift her with care.
Plain, each		\$0.25
Plain, per set50
Colored, each		\$0.75
Colored, per set		1.50

Gem Slides. Set No. 17. Uncle Tom's Cabin.

4 Slides, 12 Pictures.

Slide No.

- 104 George Harris Takes Leave of His Wife, An Evening in Uncle Tom's Cabin, Escape of Eliza and Child on the Ice.
- 105 Uncle Tom Sold and Leaving His Family, Eva St. Clair Makes a Friend of Uncle Tom, Uncle Tom Saves Eva from Drowning.

Plain, each\$0.25
 Plain, per set 1.00

Slide No.

- 106 George Harris Resisting the Slave Hunters, Eva and Topsy, Eva Reading to Uncle Tom.
- 107 Eva's Dying Farewell, Legree's Cruelty to Uncle Tom, Death of Uncle Tom.

Colored, each\$0.75
 Colored, per set 3.00

Gem Slides. Set No. 18. Pilgrim's Progress.

4 Slides, 12 Pictures.

Slide No.

- 108 Pilgrim and His Burden, The Shining Light, The Slough of Despond.
- 109 Pilgrim at the Gate, Christian and the Three Shining Ones, Pilgrim and the Lions.

Plain, each\$0.25
 Plain, per set 1.00

Slide No.

- 110 Christian Armed; The Fight with Apolyon, Vanity Fair.
- 111 The Pilgrims Found Sleeping, The Pilgrims and the Shepherds Passing Through the Waters.

Colored, each\$0.75
 Colored, per set 3.00

Gem Slides. Set No. 19. Scripture.

6 Slides, 18 Pictures.

Slide No.

- 112 Creation of Light, Adam and Eve Expelled from Garden of Eden, The Deluge.
- 113 Saul and the Witch of Endor, David in the Camp of Saul, Daniel in the Lion's Den.
- 114 Flight Into Egypt, Shadow of the Cross, Return to Nazareth.

Plain, each\$0.25
 Plain, per set 1.50

Slide No.

- 115 Christ and the Samaritan Women, Christ Healing the Sick, Christ Healing the Daughter of Jairus.
- 116 Christ Preaching on the Sea, Christ Tempted, Sermon on the Mount.
- 117 Saul on the Way to Damascus, Death on the Pale Horse, Angel Shows Jerusalem to John.

Colored, each\$0.75
 Colored, per set 4.50

Gem Slides. Set No. 20.

New series religious views, copied from drawings by Gustave Dore. Old Testament history.



From Slide No. 121.

Slide No.

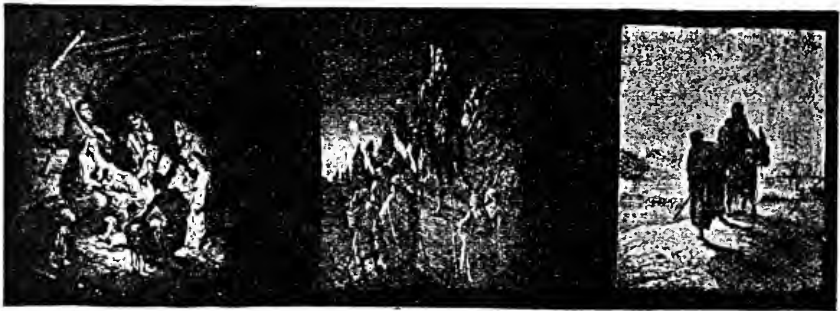
- 120 Creation of Eve, The Expulsion from the Garden, The Murder of Abel.
- 121 The Deluge, Noah Cursing Ham, The Tower of Babel.
- 122 Abraham Entertains Three Strangers, The Destruction of Sodom, The Expulsion of Hagar.
- 123 Hagar in the Wilderness, Trial of the Faith of Abraham, The Burial of Sarah.
- 124 Eliezer and Rebekah, Issac Blessing Jacob, Jacob Tending the Flocks of Laban.
- 125 Joseph Sold Into Egypt, Joseph Interpreting Pharaoh's Dream, Joseph Making Himself Known to his Brethren.
- 126 Moses in the Bulrushes, The War Against Gideon, Sisera Slain by Jael.
- 127 Deborah's Song of Triumph, Jephtha's Daughter and Her Companions.
- 128 Samson Slaying the Lion, Samson and Delilah, Death of Samson.

Slide No.

- 129 Naomi and her Daughters-in-law, Ruth and Boaz, The Return of the Ark.
- 130 Saul and David, David Spares Saul, The Death of Saul.
- 131 The Death of Absalom, David Mourning Over Absalom, Solomon.
- 132 The Judgment of Solomon, Cedars Destined for the Temple, The Prophet Slain by a Lion.
- 133 Elijah Destroying the Messengers of Ahaziah, Elijah's Ascent in a Chariot of Fire, The Death of Jezebel.
- 134 Esther Confounding Haman, Destruction of Sennacherib's Host, Ezekiel Prophesying.
- 135 The Vision of Ezekiel, Daniel, The Fiery Furnace.
- 136 Belshazzar's Feast, Daniel in the Lion's Den, The Prophet Amos.
- 137 Jonah Calling Ninevah to Repentance, Daniel Confounding the Priests of Bel, Heliodorus Punished in the Temple.

Price, plain, 25c. each slide, or for the set \$ 4 50
 Price, colored, 75c. each slide, or for the set..... 13 50

Gem Slides. Set No. 21. New Testament Scenes.



From Slide No. 138.

Slide No.

- 138 The Nativity, The Star in the East, The Flight into Egypt.
- 139 The Massacre of the Innocents, Jesus Questioning the Doctors, Jesus Healing the Sick.
- 140 Sermon on the Mount, Christ Still-ing the Tempest, The Dumb Man Possessed.

Slide No.

- 141 Christ in the Synagogue, Disciples Plucking Corn on the Sabbath, Jesus Walking on the Water.
- 142 Christ's Entry into Jerusalem, Jesus and the Tribute Money, The Widow's Mite.
- 143 Raising the Daughter of Jairus, The Good Samaritan, Arrival of the Samaritan at the Inn.

Slide No.

- 144 The Prodigal Son, Lazarus and the Rich Man, The Pharisee and the Publican.
- 145 Jesus and the Woman of Samaria, Jesus and the Woman Taken in Adultery, The Resurrection of Lazarus.
- 146 The Last Supper, The Agony in the Garden, Prayer of Jesus in the Garden of Olives.
- 147 The Betrayal, Christ Fainting Under the Cross, The Flagellation.

Slide No.

- 148 The Crucifixion, The Close of the Crucifixion, The Burial of Jesus.
- 149 The Angel at the Sepulchre, The Journey to Emmaus, The Ascension.
- 150 Martyrdom of St. Stephen, Saul's Conversion, Deliverance of St. Peter.
- 151 Paul at Ephesus, Paul Menaced by the Jews, Paul Shipwrecked.

Price, plain, 25c. each, or for the set. \$ 3 50
 Price, colored, 75c. each, or for the set. 10 50

Gem Slides. Set No. 22. New Series. Comic Views.



From Slide No. 181.

Slide No.

- 175 Faith; Say, Boss, Who Curls Yer Hair? Gin and Milk.
- 176 Jump In, Mister, I Want to Try My Dog! Just Saw Your Husband go Into the Y. M. C. A. Rooms, Marm; Gen'ral Washington, Yo Put Yo Shoes On or People'l Tink Youah Irish.
- 177 Happy Father—What! Two! Happy Father—3 o'clock in the Morning; Now, Marm, Say When.
- 178 Massy Sakes! Yar He Goes! Look Out, Dar, Sumfin's Gwine to Drap; "Sumfin Did Drap."
- 179 Well, Boy, What Are You Going to Do With That Can? Mike Murphy is Admitted to the Best Houses in the City, Pat McCarty is Rising in the World.
- 180 How Biddy Shtamed the Petaties, How Biddy Scalloped the Oysters (with the scissors), How Biddy Served Potatoes Undressed.

Slide No.

- 181 Why Gas Bills are High When the Family is Away; Scene in a Street Car; Bliss Disturbed.
- 182 Chicken on Half Shell; Seems to Me I Smell Burnt Rags; She Stoops to Conquer.
- 183 Dawgy! Dawgy! Where Ish Dat Tamn Tawg? Hans; If You Marry Me You Can Haf Dem Music Oil de Times; I Never Likes to go Shooting With a Man What's Careless.
- 184 Where the Devil Did I Eat That Dog? Oh! What a Meeting That Will Be! Come! Come Along, Do!
- 185 Boss In (heads), Boss Out (feet); Don't Move! Something's Got to Come This Time; What a Little Child Can Do.
- 186 Trouble in de Church—Pull Down Your Vest! Trouble in de Church—Wipe Off Your Chin! Well I Should Smile.

Plain, each \$0 25
 Plain, per set. 3 00

Colored, each \$0 75
 Colored, per set. 9 00

Gem Slides. Set No. 26. Astronomy.

4 Slides, 12 Views.

Slide No.

- 425 The Solar System. Comparative size of the Sun and Planets. Revolutions of the Earth around the Sun and upon its axis, with the signs of the Zodiac.
- 426 Atmospheric Refraction. The Half Moon. Theory of the Eclipse of the Sun and Moon.

Slide No.

- 427 Theory of the Tides. Time and mean place of a planet in its orbit. Mars.
- 428 Jupiter. Saturn. Comets.
Price, 50c. each slide, or \$2.00 for the set.

Plain, each	\$0 25
Plain, per set	1 00
Colored, each	75
Colored, per set	3 00

Gem Slides. Set No. 26. Spanish-American War.

Slide No.

- 450 U. S. Battleship Illinois. U. S. Battleship Oregon. U. S. Gunboat Annapolis.
- 451 U. S. Gunboat Marietta; U. S. Cruiser Brooklyn; U. S. Cruiser New York.
- 452 U. S. Battleship Texas; U. S. Battleship Maine; Wreck of the Maine, amidships.
- 453 Wreck of the Maine, U. S. Divers, Wreck of the Maine, a Spanish Diver; Wrecking Boat at Work.
- 454 U. S. Cruiser Boston. Wig-wag Signaling, U. S. Navy; Revolver Practice, U. S. Navy.
- 455 U. S. Cruiser Olympia; Troops leaving California for Manila; Forts of San Juan, Porto Rico.
- 456 Capt. Sigsbee, U. S. Navy; Premier Sagasia; Capt.-Gen. Weyler.
- 457 Admiral Dewey; Admiral Sampson; Admiral Schley.
- 458 Capt. Evans; Lieut. Hobson; Capt. Clark.
- 459 General Miles; General Shafter; Colonel Roosevelt.
- 460 Forward Turret of the Indiana. Mortar Battery in Action; 12-inch Coast Defense Gun.
- 461 Review of Troops at Camp Alger; U. S. Army Camp at Chickamauga Park; Loading U. S. Transports.

Slide No.

- 462 Troop Ships Starting for Cuba; Loading Artillery at Tampa, Fla., Landing Artillery at Baiquiri; Cuba.
- 463 Pneumatic Guns of the Vesuvius; Embarkation of Mules for Cuba; Conference between Gen. Wheeler and Spanish Officials.
- 464 On Picket Duty (Cavalry) at Santiago; Difficulties of a March in Cuba; A Cavalry Outpost at Santiago.
- 465 Battle of Santiago—Artillery; Battle at El Paso—Artillery; Battle at El Caney.
- 466 Storming the Hill at San Juan; Fight at Siboney; Burial of the Dead.
- 467 A Spanish Officer Reconnoitering; A Spanish Outpost—Natural Stockade; An Insurgent Vedette.
- 468 U. S. Fleet Blockading Santiago; Spanish Fleet Blockaded in Santiago Harbor; The St. Paul Chasing a Spanish Vessel.
- 469 In the Main-top; Cutting Cables at Cienfuegos Under Fire; Capture of a Spanish Vessel by Men-o-War.
- 470 Destruction of the Vizcaya; Destruction of the Cristobal Colon; Destruction of the Oquendo.
- 471 Destruction of the Maria Teresa; Annihilation of Cervera's Fleet; Naval Battle of Manila.

Plain, each	\$0 25
Artistically colored, each	75

Gem Slides. Set No. 27. The Philippine Islands.

<p>Slide No. 497 Native Troops; A Philippine Farm; Planting Rice. 498 Scenery Along a Bayou; A Typical Forest Scene; Street Scene in Batangas.</p>	<p>Slide No. 499 The Bay, Across from Manila; Baccoor, a Suburb of Manila; Santa Mesa, Manila.</p>
<p>Plain, each\$0 25 Artistically colored, each..... 75</p>	

Gem Slides. Set No. 28. Cuba.

<p>Slide No. 500 View of City and Harbor, Havana; The Rainy Season, In Town; The Rainy Season, in the Country. 501 The Beach at Baiquiri; Iron Foot Bridge at Baiquiri; Harbor and Town of Santiago. 502 Panorama from Across the Bay, Havana; Morro Castle, Havana; La Fuerza, Havana. 503 The Prado, Havana; Botanical Gardens, Havana; Harbor, Looking North, Havana. 504 Palace of Captain-General, Havana; A Bull Fight, Havana; Homes of the Poor, Havana.</p>	<p>Slide No. 505 Harbor of Santiago; St. Thomas Street, Santiago; Entrance to the Harbor, Santiago. 506 Morro Castle, Santiago; The Yumuri River at Matanzas; General View of Matanzas. 507 View in the Plaza, Cienfuegos; A Cuban Sugar Plantation; Sacre Monte (Sacred Mountain). 508 El Caney; Waterway near Bahia Honda; Cattle Scene in Eastern Cuba. 509 Village in Southwest Cuba; Cuba Ox Carts; A Farm Scene in the Mountains.</p>
<p>Plain, each.....\$0 25 Artistically colored, each..... 75</p>	

Gem Slides. Set No. 29. The Hawaiian Islands.

<p>Slide No. 515 Hauling Sugar Cane to Mill; Crater of Mt. Kilauea; Lava Beds, Crater of Mt. Kilauea. 516 Driveway to Hotel, Honolulu; Queen Emma Hospital, Honolulu; Grounds of Queen's Hospital, Honolulu. 517 Native Boys Diving for Pennies; Honolulu from the Punch Bowl; Royal Household Guards, Honolulu. 518 Prisoners in Jail Yard, Honolulu; Detachment of U. S. Marines, Honolulu; Fort Street, Honolulu.</p>	<p>Slide No. 519 A Native Grass House; Hawaiian Women Picnicking; Flower Girls of Honolulu. 520 Executive Building and Grounds, Honolulu; Grounds of a Private Residence, Honolulu; A Street Scene in Honolulu. 521 Kalakau I.; Liliuokalani; S. B. Dole, President Hawaiian Republic. 522 Gathering Eggs of Sea Birds; Wai-lua Falls; Rainbow Falls.</p>
<p>Plain, each.....\$0 25 Artistically colored, each..... 75</p>	

LECTURE SETS

The slides contained in our Lecture Sets are the standard size, $3\frac{1}{4}$ x 4 inch, and are of finest quality. They are from original negatives, many of which were made in the field.

Set No. 1200.

THE DISASTER TO THE BATTLESHIP MAINE, AND THE CUBAN WARFARE.

BY

PROFESSOR HENRY LEO.

(Copyright, 1898, by the K O Co.)

Previous to February 16, 1898, relations between the United States and Spain had been strained almost to the breaking point. On that date the people of the whole world were horrified to learn of the total destruction, by explosion, of the United States battleship, Maine, in the harbor of Havana. Beginning with this disaster, the writer gives a most thorough and interesting description of the results of Spanish misrule in Cuba.

List of Views included in the Lecture:

- | | |
|--|---|
| 1 The Battleship, Maine, in Havana Harbor. | 28 Garden of South Hospital. |
| 2 Explosion of the Maine. | 29 Cabanas Castle and Entrance to Havana Harbor. |
| 3 The Wreck of the Maine. | 30 La Fuerza. |
| 4 The Officers of the Maine. | 31 Fountain in Botanical Garden. |
| 5 The Crew of the Maine. | 32 Cathedral. |
| 6 Portrait of McKinley. | 33 Bull Fight and Ring. |
| 7 Consul General Lee. | 34 Starving Cuban Children. |
| 8 General Weyler. | 35 A Filibustering Steamer, The Bermuda, Landing Stores. |
| 9 Antonio Maceo. | 36 A Cuban Sentinel Posted on a Tree Trunk. |
| 10 George Washington. | 37 Sword and Machete. |
| 11 The Flag of Cuba. | 38 An Outpost on the Trocha. |
| 12 The Spanish Flag. | 39 A Cavalry Charge. |
| 13 The American Flag. | 40 Spanish Forces Caught in Ambuscade. |
| 14 Map of Central Cuba. | 41 Insurgents Repelling Attack Behind Barricade of Sugar Hogsheads. |
| 15 Map of the Fortifications of Havana. | 42 Spanish Soldiers Guarding a Railroad. |
| 16 Morro Castle. | 43 Shooting of Cuban Spies. |
| 17 A Cuban Country Road. | 44 Ruined Sugar Machinery. |
| 18 A Cuban Ox-Cart. | 45 The Battleship Indiana. |
| 19 A Tobacco Plantation. | 46 Deck of Indiana. |
| 20 A Cuban Pine-Apple Field. | 47 The Gunboat Yorktown. |
| 21 Ploughing with Oxen. | 48 U. S. S. Katahdin. |
| 22 Panorama of the Prado. | 49 U. S. S. Vesuvius. |
| 23 Mule Cart in Havana. | 50 Columbia and the Flag. |
| 24 Panorama of Havana and the Bay. | |
| 25 Panorama over the House Tops. | |
| 26 Indian Statue on the Prado. | |
| 27 Royal Palms and Botanical Gardens. | |

Price, set complete, with Lecture, uncolored slides.....	\$17 50
" " " " " all slides colored.....	42 50
Price, per single slides, uncolored, each	35
" " " " artistically colored, each.....	85

The Magic Lantern feature is almost identical in construction with our Thornward Universal Lantern (see pages 6 and 7), except that the objective is a specially fine lens of such length of focus as to project upon the screen, from a regular $3\frac{1}{4}$ x 4 inch slide, approximately the same sized image as is projected from the smaller film pictures by means of the objective of the Moving Picture attachment. The condensing lenses are $4\frac{1}{2}$ inches in diameter, of finest quality, mounted in nicked brass cell.

The mechanical attachment for operating the Moving Picture Films is of the latest improved model, supplied with a fine, high power objective, film reel and re-winding spool at side. The attachment rests upon a metal post attached to the platform and is clamped in position by means of a heavy set screw. To loosen this screw, remove the attachment, and thus convert the machine into a regular Magic Lantern in the work of but a moment.

All standard gauge films can be used in the Optiscope and the picture projected is sharp and positive, while the motion caused by the vibration of the film is reduced to the minimum.

The Optiscope is easily portable; in carrying case it weighs but 25 lbs.

Lime Light and Electric Light

are the only forms of radiant with which satisfactory moving pictures can be produced. No other radiant is suitable for this purpose.

The Thornward Optiscope, Model "O"

Furnished with high grade jet, with stop cocks for using lime (oxy-hydrogen gas) light; price including carrying case, six feet rubber tubing and two lantern slide carriers.

Price.....\$60 00

The Thornward Optiscope, Model "P"

Furnished with hand feed electric arc light lamp, (for use on low tension incandescent current) a Rheostat applicable for either 110 volt (or less) direct current, or 52 or 104 volt alternating currents, knife switch, screw-plug cut-out, and 10 feet flexible cord for making connections.

Price.....\$75 00

EXHIBITOR'S OIL LIGHT MAGIC LANTERN OUTFITS

Outfit No. 1 consists of the following:

The Home Circle Magic Lantern, complete in Carrying Case.
1 Slide Carrier for Gem Slides.
1 Slide Carrier for $3\frac{1}{4}$ x4 inch Slides.
1 Curtain Screen, 10x10 feet.
25 Uncolored Gem Slides, assorted, Scenic, Comic, Religious, War subjects.
6 Finely Colored Gem Slides.

1 Colored Movable Slide—Welcome.
1 Colored Movable Slide—Goodnight.
4 Colored Movable Slides—Comic.
200 Large Size Attractive Advertising Posters.
200 Admission Tickets.
1 Rubber Type Outfit, with Holder and Pad for Stamping in Dates:

Price, Outfit No. 1.....\$32 25

Exhibitor's Oil Light Outfit No. 2

Same as No. 1, but furnished with the Kohinoor Lantern instead of the Home Circle.

Price, Outfit No. 2.....\$43 25

Exhibitor's Oil Light Outfit No. 3

Same as No. 1, but with the Dissolving Lantern substituted for the Home Circle.

Price, Outfit No. 3.....\$61 75

EXHIBITOR'S ACETYLENE GAS LIGHT

MAGIC LANTERN OUTFIT No. 4

This is one of the most satisfactory exhibition outfits in the market. It is in no wise a cheaply gotten up affair.

The use of the Acetylene Gas Light in our Universal Lantern puts in the possession of the owner of one of these outfits an equipment that cannot be excelled, except by a dissolving stereopticon or a moving picture machine.

The No. 4 Outfit consists of:

- 1 Thornward Universal Magic Lantern, Model B, complete in carrying case.
- 1 Acetylene Gas Generating Outfit.
- 1 slide carrier for Gem slides.
- 1 slide carrier for Standard slides.
- 1 curtain screen, 12x12 feet.
- Our great lecture set, Land and Naval Battles of Santiago, 50 views with descriptive lecture.
- 10 uncolored Gem slides, assorted scenic, comic and religious subjects.

- 6 finely colored Gem slides.
- 1 colored movable slide, Good Night.
- 1 colored movable slide, Welcome.
- 1 slide box to hold 50 views.
- 10 lbs. calcic carbide for making Acetylene Gas.
- 500 large advertising posters.
- 500 admission tickets.
- 1 rubber type outfit with holder and pad for stamping in dates.
- Full instructions.

Price Outfit No. 4\$53 00

OUR GREAT

PERFECTION EXHIBITION OUTFIT

This is the most complete equipment for giving **Public Entertainments** ever assembled.

It is suitable for use in either large or small halls, in the theatre or in the parlor.

With it can be produced both the stationary pictures from regular lantern slides and the celebrated

Animated Pictures

of objects in motion.

Combined with these superb attractions the operator can vary his entertainment by Talking, Singing, Orchestral, Band or Solo Selections, as produced by the wonderful

Gramophone

the best Talking Machine made, for use in public entertainments, it having five times the volume of sound of any other machine. This outfit is a money maker, and will repay the purchase price many times over in a short time.

The Perfection Outfit consists of:

- The Thornward Optiscope Combined Magic Lantern and Moving Picture Machine, complete in carrying case.
 - 1 Oxy-Hydrogen Gas Making Outfit, complete.
 - 2 slide carriers.
 - 1 curtain screen, 12x12 feet.
 - 6 moving picture films, (50 feet lengths) two comic subjects, two miscellaneous subjects, two war view subjects.
 - 50 lantern slides, standard sizes, selected from our three great lecture sets: The Destruction of the Maine, The Battle of Manila, Land and Naval Battles of Santiago, with the three lectures.
 - 6 Gem slides, statuary and comic subjects.
- Price, complete.....\$220 00

- 6 colored movable slides, comic.
- 1 colored movable slide, Good Night.
- 1 colored movable slide, Welcome.
- 1 slide box for holding 50 slides.
- 10 lbs. mixed chemicals for making Oxygen gas.
- The latest model Gramophone with new sound box and amplifying Concert horn, in canvas carrying case.
- 26 records for the Gramophone, selected musical and talking subjects.
- 500 large size, attractive advertising posters.
- 500 admission tickets.
- 1 complete rubber type outfit with holder and pad for stamping in dates.
- Full instructions for making gases, and operating.

Set No. 1230. United States History.

From 1492 to 1813 A. D.

Slide No.		Slide No.	
1	Landing of Columbus, 1492.	10	Washington at Valley Forge, 1777.
2	De Soto Discovering Mississippi, 1521.	11	Indian Massacre at Wyoming, 1778.
3	Marriage of Pocahontas; 1613.	12	Action of Serapis and Richard.
4	Landing of Pilgrims, 1620.	13	Capture of Major Andre.
5	Penn's Treaty with the Indians, 1682.	14	Gen. Marion and British Officer, 1780.
6	Battle of Lexington, 1775.	15	Surrender of Cornwallis, 1781.
7	Battle of Bunker Hill, 1775.	16	Lafayette at Mt. Vernon, 1782.
8	Declaration of Independence, 1776.	17	Macedonian Captured by Frigate U. S., 1812.
9	Washington Crossing the Delaware, 1776	18	Commodore Perry at Lake Erie, 1813
Price, set complete, plain, with Lecture.....		\$ 6 30	
Price, set complete, colored, with Lecture.....		15 30	
Price, single slides, plain.....		35	
Price, single slides, colored.....		85	

Set No. 1240. United States History.

From 1847 to 1881 A. D.

Slide No.		Slide No.	
1	Battle of Buena Vista, 1847.	10	Battle of Gettysburg, 1863.
2	Scott Entering Mexico, 1848.	11	Battle of Lookout Mountain, 1863.
3	Bombardment of Fort Sumter, 1861.	12	Siege of Petersburg, 1864.
4	Battle of Bull Run, 1861.	13	Kearsarge and Alabama, 1864.
5	Capture of Fort Donelson, 1862.	14	Farragut at Mobile Bay, 1864.
6	Naval Combat, Monitor and Merrimac, 1862.	15	Sherman's March Through Georgia, 1864.
7	Reading Emancipation Proclamation, 1862.	16	Surrender of Lee, 1865.
8	Battle of Antietam, 1862.	17	Assassination of Lincoln, 1865.
9	Siege of Vicksburg, 1863.	18	Assassination of Garfield, 1881.
Price, set complete, plain, with Lecture.....		\$ 6 30	
Price, set complete, colored, with Lecture.....		15 30	
Price, single slides, plain.....		35	
Price, single slides, colored.....		85	

Set No. 1290. Two Paths of Virtue and Vice.

Slide No.		Slide No.	
1	Childhood.	3	Manhood.
2	Youth.	4	Old Age.
Set complete, plain, with Reading.....		\$1 40	
Set complete, colored, with Reading.....		3 40	
Single slides, plain, each.....		35	
Single slides, colored, each.....		85	

Set No. 1300. Uncle Tom's Cabin.

Slide No.		Slide No.	
1	George Harris taking leave of his wife.	6	Uncle Tom saves Eva from drown- ing.
2	An Evening in Uncle Tom's Cabin.	7	George Harris Resisting the Slave Hunters.
3	Escape of Eliza and Child on the ice.	8	Eva and Topsy.
4	Uncle Tom sold and leaving his family.	9	Eva Reading to Uncle Tom.
5	Eva St. Clair makes a friend of Uncle Tom.	10	Eva's Dying Farewell.
Set complete, plain, with Lecture.....		11	Legree's Cruelty to Uncle Tom.
Set complete, colored, with Lecture.....		12	Death of Uncle Tom.
Single slides, plain, each.....		\$ 4 20	
Single slides, colored, each.....		10 20	
		35	
		85	

Set No. 1310. Gambler's Career.

Slide No.

- 1 The first seed of the passion planted in the young mind.
- 2 The development of the passion with higher stakes.
- 3 Finding himself always the loser, he resorts to false play.

Slide No.

- 4 He is detected and roughly handled by his friends.
- 5 Having finally lost his all, he leaves the gambling-house in despair and madness.
- 6 He ends his life in a mad-house, still occupied with his ruling passion.

Set complete, plain, with Lecture.....	\$2 10
Set complete, colored, with Lecture.....	5 10
Single slides, plain, each ..	35
Single slides, colored, each.....	85

Set No. 1320. Ten Nights in a Bar Room.

Slide No.

- 1 The arrival at the "Sickle and Sheaf."
- 2 Joe Morgan's Little Mary begs him to come home.
- 3 Slade throws a glass at Joe Morgan and hits Mary.
- 4 Joe Morgan suffering the horrors of Delerium Tremens.
- 5 Death of Joe Morgan's little Mary.
- 6 Frank Slade and Tom Wilkins riding off on a spree.

Slide No.

- 7 Willie Hammond is induced by Harvey Green to Gamble.
- 8 Harvey Green stabs Willie Hammond to Death.
- 9 Quarrel between Slade and his son Frank.
- 10 Frank Slade kills his father with a bottle.
- 11 Meeting of the Citizens in the bar room.
- 12 The departure from the "Sickle and Sheaf."

Set complete, plain, with Lecture	\$ 4 20
Set complete, colored, with Lecture	10 20
Single slides, plain, each.....	35
Single slides, colored, each.....	85

Set No. 1330. The Drunkard's Progress.

Slide No.

- 1 Domestic Happiness—The Greatest of Earthly Blessings.
- 2 The Temptation—"Lead me not into Temptation."
- 3 Introduction of Sorrow—A loving heart made sad.
- 4 The Rum Hole—A substitute for Home.
- 5 Rum Instead of Reason.
- 6 Degraded Humanity.

Slide No.

- 7 The cold shoulder by old Friends.
- 8 Rumseller's Gratitude—Rejection instead of Injection.
- 9 Poverty and Want.
- 10 Robbery and Murder—The Result of Drunkenness.
- 11 Mania-a-potu—The Horror of Horror.
- 12 The Death that Precedes Eternal Death.

Set complete, plain, with Lecture.....	\$ 4 20
Set complete, colored, with Lecture.....	10 20
Single slides, plain, each.....	35
Single slides, colored, each.....	85

Set No. 1340. The Drunkard's Daughter.

Slide No.

- 1 Her mother dying, she is left alone in the world.
- 2 She endeavors to support herself by sewing shirts.
- 3 Payment of her work is refused for alleged imperfections.

Slide No.

- 4 Unable to pay the rent she is turned into the street.
- 5 In a moment of despair she plunges into eternity.
- 6 "Take her up tenderly, lift her with care."

Set complete, plain, with Lecture	\$2 10
Set complete, colored, with Lecture	5 10
Single slides, plain, each	35
Single slides, colored, each	85

Set No. 1350. The Bottle.

Slide No.

- 1 The bottle is brought out for the first time.
- 2 He is discharged from employment for drunkenness.
- 3 An execution sweeps off the greater part of their furniture.
- 4 They are driven by poverty into the street to beg.

Slide No.

- 5 Cold, misery and want destroy their youngest child.
- 6 Fearful quarrels are the consequences of frequent use of bottle.
- 7 The husband in a fit of drunkenness kills his wife.
- 8 The bottle has destroyed infant and mother, brought son and daughter to vice, and left the father a maniac.

Set complete, plain, with Lecture	\$2 80
Set complete, colored, with Lecture	6 80
Single slides, plain, each	35
Single slides, colored, each	85

Set No. 1360. Father, Dear Father, Come Home.

Slide No.

- 1 Father, dear father, come home with me now,
The clock in the steeple strikes one,
- 2 With poor brother Benny so sick in her arms,
And no one to help her but me.
- 3 Father, dear father, come home with me now.
The clock in the steeple strikes two.

Slide No.

- 4 The night has grown colder and Benny is worse,
But he has been calling for you.
- 5 Father, dear father, come home with me now,
The clock in the steeple strikes three.
- 6 Yes, we are alone, poor Benny is dead,
And gone with the angels of light.

Set complete, plain, with Reading	\$2 10
Set complete, colored, with Reading	5 10
Single slides, plain, each	35
Single slides, colored, each	85

Set No. 1370. The Drunkard's Reform.

Slide No.

- 1 He squanders his hard earned money in drink.
- 2 His child's clothes are ridiculed; his pride is touched.
- 3 He forms a resolution and leaves the tavern.

Slide No.

- 4 He informs his wife of his resolve.
- 5 His sobriety raises him to the position of foreman.
- 6 The happy home of the reformed man.

Set complete, plain, with Lecture	\$2 10
Set complete, colored, with Lecture	5 10
Single slides, plain, each	35
Single slides, colored, each	85

Set No. 1850. Bible History.

- Slide No.
 1 Adam and Eve in Paradise.
 2 The Sacrifice of Noah.
 3 Rebecca at the Well.
 4 Eleazer in the house of Bathuel.
 5 Arrival of Rebecca.
 6 Jacob's Dream.
 7 Jacob Waters the Flocks of Rachel.
 8 Joseph Sold by His Brothers.
 9 Joseph's Bloody Coat Brought to Jacob.
 10 Joseph Meets His Father in Goshen.
 11 Moses Saved by Pharaoh's Daughters
 12 Moses Assisting the Daughters of Jethro.

- Slide No.
 13 Pharaoh's Host Drowned in Red Sea
 14 Jephthah's Daughter Meeting Her Father.
 15 Samson Betrayed by Delilah.
 16 David Returns Conqueror of Goliath
 17 David in Camp of Saul.
 18 Saul and the Witch of Endor.
 19 The Judgment of King Solomon.
 20 Solomon's Reception of Queen of Sheba.
 21 Espousal of Esther by Ahasuerus.
 22 Esther Implores Ahasuerus.
 23 The Feast of Belshazzar.
 24 Daniel in the Lion's Den.

Set complete, plain, with Lecture.....	\$ 8 40
Set complete, colored, with Lecture.....	20 40
Single slides, plain, each	35
Single slides, colored, each	85


Set No. 1870. Life of Our Saviour.

- Slide No.
 1 The Annunciation to the Virgin.
 2 The Angel appearing to the Shepherds.
 3 The Babe of Bethlehem.
 4 The Magi Guided by the Star.
 5 The Adoration of the Magi.
 6 The Presentation in the Temple.
 7 The Flight into Egypt.
 8 The Shadow of the Cross.
 9 The Return to Nazareth.
 10 Jesus Disputing with the Doctors.
 11 St. John Preaching in the Wilderness
 12 The Baptism of Christ.
 13 Christ Tempted by the Devil.
 14 Christ and the Samaritan.
 15 Christ Preaching on the Sea of Galilee.
 16 The Sermon on the Mount.
 17 Christ Healing the Sick.
 18 Christ Raising the Daughter of Jairus
 19 Christ Walking on the Waters.
 20 The Miracle of the Loaves and Fishes.
 21 The Transfiguration.
 22 Parable of Prodigal Son—Carousal.
 23 Parable of Prodigal Son—Swineherd.

- Slide No.
 24 Parable of Prodigal Son—Return.
 25 Christ Blessing Little Children.
 26 Mary Magdalen Washing Jesus' Feet.
 27 Christ and the Rich Young Man.
 28 The Parable of the Lilies.
 29 Christ, the Outcast of the People.
 30 Christ's Entry Into Jerusalem.
 31 The Poor Widow's Two Mites.
 32 Christ, the Good Shepherd.
 33 Christ Weeping Over Jerusalem.
 34 The Last Supper.
 35 The Agony in the Garden.
 36 Christ Rejected.
 37 Christ Bearing the Cross.
 38 Christ Arriving at Mt. Calvary.
 39 The Crucifixion.
 40 Golgotha. "It is Finished."
 41 The Descent from the Cross.
 42 The Body of Christ Laid in Tomb.
 43 First Easter Dawn.
 44 The Resurrection of Christ.
 45 The Marys at the Tomb.
 46 Easter Morning.
 47 The Journey to Emmaus.
 48 The Ascension of Christ

Set complete, plain, with Lecture.....	\$16 80
Set complete, colored, with Lecture.....	40 80
Single slides, plain, each	35
Single slides, colored, each.....	85

MOVABLE COMIC VIEWS.



On Slides, 4x7 Inches.

These Slides are so constructed that two effects are shown on the screen without removing the Slide from the Lantern. Part of the picture is painted on one glass, and the other part on another glass. The two are arranged on a frame so that one glass slips over the other, and very comical effects are produced. It is a great mystery to the uninitiated, and they cannot understand how the transformations are made,

The subjects are all comic, so that laughter and good humor are always produced in the audience.

We reserve the right to substitute on these slides, as it is sometimes impossible to keep all numbers in stock.

Price of Comic Slip Slides, each \$0 60
 Price of Comic Slip Slides, per dozen 6 75

Slide No.

- 1 Dream of a Dyspeptic.—Asleep, and the horrible objects which appear in his dreams.
- 2 A Plea for Temperance.—The lecturer's arguments are supplemented by the sudden appearance of a poor drunken fellow in the last stages of drunkenness.
- 3 Drawing Teeth Extraordinary.—A dentist is tugging away at a refractory tooth in the jaw of a patient.
- 4 Growing Fat on Water.—A man at the fountain continues drinking until he is as broad as he is long.
- 5 First-class Shave.—Tonsorial artist at work on a stout customer with a heavy beard.
- 6 Boots.—Boy tugging at his master's boots finally starts them and—himself at the same time.
- 7 Family Jars.—As illustrated by a scolding wife and meek husband.
- 8 A Windy Day.—A gaily dressed lady finds the wind too much for her.
- 9 Old Lady and Pet Monkey.—The monkey seizes the old lady's cap, wig and all, waking her unceremoniously.
- 10 Highland Fling.—Scotch Dance.
- 11 The Happy Pair.—A luscious pear suddenly changes to a jolly old couple.
- 12 Farmer and Pig.—The farmer thinks he will ride the pig, and is thrown in the air.

Slide No.

- 13 Opening Rose.—A tiny rosebud gradually develops into a full blown rose.
- 14 The Sleeping Rat Eater.—A bearded Russian is sleeping when a rat crawls over the bed and jumps into the sleeper's open mouth.
- 15 The Happy Blacksmith.—Never so happy as when at work.
- 16 Parson and the Pig.—A fat parson is just putting his knife into a pig; piggie shows his disapproval by leaping from the dish and catching the parson by the nose.
- 17 Who Goes There?—Two rats are nibbling of cheese when the cat slips in and they leave in a hurry.
- 18 The Fisherman and the Bull.—A lover of fishing stands on the bank of a river, when an infuriated bull sends him flying.
- 19 With a Growing Family.—How a city man provides a playground for his children.
- 20 Good-Night.—Punch in full costume, in one hand a club, gently hints it is time to go.
- 21 Stealing Apples.—The trespasser is seized from behind by a ferocious dog.
- 22 After the Circus.—Animals dancing on the breast of a sleeping man who had lately visited the circus.
- 23 Hindoo and Idol.—A devout Hindoo is mocked by his idol.

Slide No.

- 24 The Dynamiter.—In an unlucky moment the bomb explodes and carries the poor fellow's head high in the air.
- 25 Monkey Dipping Cat.—A mischievous monkey holds a cat by the tail over a tub of water, giving her an occasional bath.
- 26 Swimming Dog.—Boy with dog standing at water's edge; dog jumps into the water and swims back with stick in its mouth.
- 27 Dancing Skeleton.—A skeleton apparently comes to life in a hilarious mood.
- 28 Ship at Sea.—When first seen the weather is fair, but changes to a storm.
- 29 Good Night.—A herald with a trumpet to his mouth drops open a scroll upon which the words Good Night appear.
- 30 Real Scotch.—Scotchman changes to a jug of whiskey.
- 31 A Swell.—A dude of the period swells to twice his natural size.

Slide No.

- 32 Peacock.—Gradually spreads his tail.
- 33 Both Sides.—An open umbrella at the seashore and what it concealed.
- 34 A Practical Joke.—Some urchins fishing from end of plank are tipped into the water, but the joker goes too.
- 35 Ingratitude.—The farmer would lead the mule to the barn, but the mule "kicks" against it.
- 36 Chimney Imp.—Woman making the fire is startled by the sudden apparition from the chimney.
- 37 Birth of Cupid.—A bud blossoms into a colored woman.
- 38 Choice Spirits.—A wine cask discloses a convivial party.
- 39 "All Broke Up."—A clown falls to pieces.
- 40 A China Mug.—Head of Chinaman changes to piece of chinaware.
- 41 Welcome.—Design disclosing the word Welcome.

FILMS FOR THE OPTISCOPE

AND ALL OTHER ANIMATED PICTURE MACHINES, FOR PRODUCING MOVING PICTURES.

Our Films are made in 50 foot (approximate) lengths, are beautifully clear and sharp, made from original negatives, and the subjects listed have been selected because of their popularity and excellence. They will fit any Standard Gauge Machine on the market.

Because of their liability to damage from handling, Moving Picture Films are never shipped on approval.

Purchasers must not expect Films to be shipped on day of the receipt of order.

The demand for these exceeds the supply, and it usually requires from two to ten days to fill an order, and for this reason, unless specially instructed otherwise, we reserve to ourselves the right to substitute; our experience enabling us to give the customer equally as good and popular selections, should those ordered be out of stock.

Price, except where specially stated otherwise, each..... \$7 50

List of Train Scenes.

SUBJECT.

Passing of the Flyers.

Party of young people come into view, and walk up the track until train appears. They stop to wave at the Engineer. As the last car passes them they look around and see the up bound train right upon them. In their haste to get off the track, one of them rolls head over heels down the embankment, just in time to escape being struck by the locomotive.

Narrow Escape on the B. & O.

Lady, gentleman and children walking on the track. Train approaching at high rate of speed on the opposite track. Children waving at the train. Lady looks around, sees train coming on the track they are on. Little girl becomes frightened and turns back. Gentleman discovers her back on the track and just has time to rush back and carry her down the embankment as the train dashes by.

B. & O. Royal Blue Trains.

Relay Bridge near Baltimore. Train approaching in the distance and a train from the opposite direction pass on the bridge. The surrounding scenery making a grand background to the picture.

Smallest Train in the World.

Trans-Mississippi & International Exposition, Omaha, Neb. Train passes twice. Shows passengers and engineer.

Panoramic Railroad Views.**Harper's Ferry No. 2.**

Approaching view taken from cab window of locomotive. Little old town of Harper's Ferry plainly seen.

Devil's Gate.

Panoramic view. Train passes over two bridges, through a tunnel, and cuts. Very pretty realistic view of mountain scenery.

Fire Runs.**Chicago Fire Run.**

Fire Marshal leading; Hose Wagon, Chemical, Three Horse Steamer, Three Horse Hook and Ladder Truck going to a fire down Michigan Ave. Taken near Lake Front Park. Old Christopher Columbus statue plainly seen. Subject full of life.

Races.**Star Pointer and Joe Patchen.**

Pacing heat, Washington Park, Chicago, between these celebrated horses. Shows finish. Time 2.03. 25 feet long. Price..... \$4 00

Running Race.

Six entries. Lake Co. Fair, Ill. Shows start and finish. Camera swiveled as they pass at the finish.

Harvesting Scenes.**Harvesting Scene No. 1.**

Showing self-binding harvester machines coming toward you. The Premier of Canada is making himself useful gathering up the sheaves.

Harvesting Scene No. 2.

Field of waving grain, farm-house in the distance. Three binders come into view, each throwing off bundles of grain. Men busy stacking them and a train passing in the distance makes this a beautiful picture.

Stacking Grain.

Hayracks loaded with bundles of grain. Men pitching the bundles off, forming a stack.

Threshing Scene.

Shows the straw falling from conveyor; men pitching; straw racks and horses; and an old sow and her family making themselves at home among the grain.

Trans-Mississippi International Exposition.**Grand Court.**

While this picture was being taken, the camera was turned so that it gives a number of views, showing the buildings, etc.

Nebraska Cadets on Parade.

This finely drilled Company of Cadets, in full dress uniform, taken on the opening day, appear at their best.

The Midway.

The parade on opening day of sword dancers, etc., on the Midway.

Dances.

Buck and Wing Dance.

Shows a party of colored boys dancing on the gang plank of a Mississippi steamer at St. Louis.

Buck Dance.

A party of colored boys dancing on a barge. Winds up with a fight. Very funny.

Buck Dancing.

Violetta and Elsietta. With numerous new steps.

Trick Dancing.

A wonderful exhibition of dancing.

Acrobatic Tricks.

Violetta and Elsietta indulge in numerous acrobatic tricks under the trees.

Selected Miscellaneous Subjects.

The Heavenly Twins at Work.

Busy covering their grandpa with leaves.

The Heavenly Twins at Play.

On the lawn, dolls, toys, etc.

Old Glory.

The Stars and Stripes floating in the breeze.

Shooting the Chutes.

This picture shows five boats; also the tram car bringing the people and boats up to the top. Full of life and action.

Dog Rescuing Lady.

Young lady falls out of boat, and her faithful dog dashes into the water, swims out and brings her safely to shore. A party of ladies and gentlemen rush down to the water just as the dog and his mistress reach the shore. A very exciting picture.

Circus Parade.

Picture opens with the band wagon, elephants following closely, coming up large and so distinct that the wrinkles in their trunks can plainly be seen. Followed by equestriennes and lady chariot drivers.

Learning to Walk.

Pretty subject. Little toddler attempts to walk from one lady to another; after several tumbles he succeeds in doing so. Large St. Bernard dog puts his paws on the top of the fence and looks over.

Morning Exercise.

Two young ladies have a friendly "set-to" with the gloves, and indulge in some very lively left handers, upper cuts, etc.

COMIC SUBJECTS.

Caught in the Act.

Two Goose thieves come out of the coop carrying a goose, ducks and chickens. The old farmer appears, picks up a stick, catches one of the thieves and proceeds to thrash him in proper shape. Kicks don't count, but nevertheless he indulges in a number of them.

Our Summer Boarder.

Picture shows why mamma thought he had better leave. Shows gentleman between two ladies in a hammock. He passes the time in trying to kiss the ladies alternately.

McGinty Up to Date.

Shows McGinty's skeleton at the bottom of the sea. He sits on a large bull frog and moves his head from side to side. Fishes, waving seaweed, etc.

Interrupted Lawn Party.

Young ladies having tea on the lawn. Big brothers, dog and hose break the party up very suddenly.

Delivering Love Letter Under Difficulty.

Mother makes it very interesting for the young man, with a broom. Young man trips over the hammock and tries to get away. Large St. Bernard seems to be equally anxious to avoid the broom.

Whose Girl is She?

Two boys chopping wood. Young lady interferes with the work. Gentleman comes out and requests the young lady to call again. Result: Gentleman receives sound thrashing. Young lady assists generously with a fence picket.

Dr. Killlem.

The doctor is very busy extracting teeth. Chloroform and laughing gas not given. Assistant stuns patients with a club. Very hot time.

Trouble in the Flat.

Two young ladies are settling a little difference with the gloves. Young man comes in and attempts the peace-maker act. Young ladies throw him out. Then proceed with their own trouble.

Whose Fault Was It?

Two boys sawing wood, crosscut saw. Saw bucks several times; they accuse each other of having been the cause of the trouble. Results in a fight in which the neighboring boys and a big dog have a hand.

Negro Kiss.

A colored gentleman and his lady indulge in numerous kisses and hugs. Very grotesque.

No Trespassing.

Wild game preserves. Two trespassers come rushing over a hill followed by the gamekeeper, at whom they throw clubs, then run rapidly away to escape. Gamekeeper very angry, fires a double barrel shotgun, one shot at each. His nervous haste to reload gun never fails to bring down the house.

Mamma's Pets.

This is an old black pig and her ten little white ones. This picture will always make a hit, if the true nature of it is not explained. Simply state that the next picture shows a happy mother and her model children who never disobey their mother.

Pillow Fight.

Shows four girls in their night dresses engaged in an animated pillow fight. During the action the pillows become torn and the feathers fly over their heads and about the room in great numbers, producing, with the white dresses and black background, a novel effect. Sharp, full of action, and popular in character.

A Morning Bath.

In which a dusky African mother is seen to immerse her struggling infant in a tub of foaming suds. This is a sharp, clear film, and as a mirth provoking subject, it is one of the best ever seen.

SPANISH-AMERICAN WAR

SUBJECTS:

Bombardment of Matanzas.

The Flagship New York and Monitor Puritan engaged in silencing the battery at Matanzas. The noted shot from one of the Puritan's 13-inch guns plainly seen. Price. \$30 00

New York Shelling Cabanas.

Flagship New York under way, pouring shells into the fortress. Guns from Cabanas replying. Price.....\$15 00

Dynamite Cruiser Vesuvius.

Is seen to throw two dynamite shells which cause terrific destruction
Price.....\$15 00

Battleship Oregon.

Picture taken of the Oregon in chase of Cervera's fleet.

Transport Australia.

Leaving San Francisco for Manila. First troops sent to Manila from United States. Price.....\$8 00

Transport City of Peking.

Crowded with troops who wave farewell as the transport passes out to sea.
Price.....\$8 00

Tugs Towing Barge of Coal.

Transporting fuel to man-of-war. Price.....\$8 00

Wreck of the Battleship Maine.

Taken from a moving yacht, and shows the warped and twisted remains of this noble warship. The wreck is surrounded by wrecking boats and other vessels.

Roosevelt's Rough Riders Embarking for Santiago.

Shows wharf at Port Tampa, with transports receiving stores, baggage and horses. Hundreds of busy troopers hard at work. Picture received everywhere with enthusiasm, owing to the grand record these men made for themselves at Santiago.

9th and 13th U. S. Infantry at Battalion Drill.

Shows the hard and rigid discipline of actual field drill. Troops approach along a narrow and dusty road and manœuvre rapidly.

Wagon Supply Train en Route.

Each heavily loaded wagon is drawn by six army mules. On top of each load are the armed guards and the driver.

BINDING FILMS.

"Money Saved is Money Made."

The chief expense and anxiety of every exhibitor of moving pictures, is the wear and tear on Films.


With the Southwick Patent Binding the film is bound both sides with a fine strong linen tape, cemented to the film with a special prepared cement, that cements the tape to the emulsion side equally as strong as the celluloid side, and while it adheres with great tenacity, it is of such a character that should you desire to make any repairs or changes in your film, the binding can be stripped back, the ends cemented together in the usual way and the binding replaced, when it will adhere tightly as ever. This strong tape binding keeps the film in good condition a lifetime. Prevents the emulsion or picture from peeling off and makes the film run absolutely steady.

Price, binding New Films, each.	\$1 50
Price, binding Old Films, each.	2 00
Blank Film for repairing, per foot.	10
Film Cement for mending, per bottle.	25

The Hawthorne

Bicycle

Highest Grade Wheel
Guaranteed for One Year
Price..... \$22.50



Specifications

NAME—Hawthorne. CRANKS—6 1/2-in. (diamond shape).
CHAIN—3-16 inch, best hardened centers and rivets (Indianapolis B block quality), straw centers and blued sides.
FRAME—Regular 24-in., option 22 or 26 in. FINISH—Dark myrtle green, neatly hand striped. GEAR—Regular 72, option 78; 10 tooth rear and 26 front sprockets are used on 72 gear, 10 and 28 on 78. HANDLE BARS—Adjustable. PEDALS—Bridgeport, rat-trap. SADDLE—Gilliam, padded top. SPOKES—Tangent, Excelsior Needle Co's best No. 2, 32 front, 36 rear. TIRES—1 5/8-inch Morgan & Wright double tube. TOOL BAG—Containing wrench, oiler, repair outfit and spanner. TREAD—4 7/8 inches. TUBING—Shelby cold drawn seamless. WHEEL BASE—43 1/2 inches. WHEELS—28 inches. WEIGHT—(About)25 pounds.....



Montgomery Ward & Co.

Originators of the Catalogue Business

Nos. 111 to 120 Michigan Avenue, Corner of Madison Street
CHICAGO



THE NEW MONTGOMERY WARD & CO. BUILDING

Will be completed about September 1, 1899, and will be owned and occupied exclusively by us

The tallest building in Chicago. The finest mercantile building in the United States, if not in the world. When completed, we will have nearly twenty-five acres of floor space filled with goods, valued at more than two million dollars, and 2,000 employes will be required to carry on our business. Come and visit us when in Chicago. Get a view of Chicago and Lake Michigan from our tower, 370 feet from :: :: :: :: the ground. Strangers are always welcome :: :: :: ::

Reprinted 1996

Magic Lantern Society of The United States and Canada
Courtesy of the Bob and Sue Hall collection