



Ernest Ingersoll Library  
Museum of Comparative Zoology  
Harvard University

8439

HARVARD UNIVERSITY

Moll.

all

406.2

.569

1925



LIBRARY

OF THE

DEPARTMENT OF MOLLUSKS


IN THE

MUSEUM OF COMPARATIVE ZOOLOGY


*Gift of:*

WILLIAM J. CLENCH









*Dept. of Mollusks -  
Gift of W. J. Clench*

A

# CATALOGUE

OF THE

## *SHELLS*

CONTAINED IN THE COLLECTION

OF THE LATE

# EARL OF TANKERVILLE,

ARRANGED ACCORDING TO THE

*Lamarckian Conchological System;*

TOGETHER WITH

## AN APPENDIX,

CONTAINING

DESCRIPTIONS OF MANY NEW SPECIES,

BY

### G. B. SOWERBY, F. L. S. &c.

ILLUSTRATED WITH SEVERAL COLOURED PLATES.

---

London:

Printed by E. J. Stirling, 20, Ironmonger Lane, Cheapside,  
FOR G. B. SOWERBY, 156, REGENT STREET,

---

1825.

GATALOGUE

OF THE

SHELLS

CONTAINED IN THE COLLECTION

OF THE

MUSEUM OF THE UNIVERSITY OF CHICAGO

AND THE

DEPARTMENT OF GEOLOGY

AN APPENDIX

TO THE

DESCRIPTIONS OF MANY NEW SPECIES

BY

G. B. HOWARTH, M. A., F. R. S.

ILLUSTRATED WITH SEVERAL COLOURED PLATES

BY

THE UNIVERSITY OF CHICAGO PRESS

CHICAGO, ILL., 1901



INTRODUCTORY

**OBSERVATIONS.**

---

On the occasion of opening for public inspection the matchless and celebrated Collection of Shells formed with such exquisite judgment and taste by the late Earl of Tankerville, and now confided to me by his Lordship's executors, for sale, some explanation of the particular object in view, and of the manner in which we intend to proceed, may appear to be necessary.

This Collection having been left by his Lordship to his executors for sale, it became a subject of regret to many who in common with ourselves are well-wishers to science, (and who see a greater probability of its being made scientifically useful by its being preserved entire than if sold in detail) that so noble a collection should be ultimately dispersed. Several plans have therefore been devised for preserving at least the important part of the Collection entire, none of which have, however, as yet been fortunate in their issue. I have therefore determined, having first made a Catalogue, to open the Collection for public inspection, in order that a just estimate may be formed of its real merits; in the mean time the duplicates are offered to the Public at

prices fixed in a copy of the Catalogue to be kept in the room; and after two months shall have elapsed from the time of the first opening, the Shells forming the principal Collection will be also offered to the Public, unless an eligible offer should previously be made for them by private contract; and it is hoped that the opportunity thus afforded to any public institution to enrich their museum by the addition of so valuable a collection will not be neglected.

This Catalogue is necessarily incomplete, because the actual state of our knowledge in Conchology would not permit us to make it such as we could have wished it to be to meet the public eye. It will be observed, that this Collection consists of nearly 2500 species, many of which are only known by imperfect descriptions, and many others, if they be described at all, are with difficulty recognizable by the published descriptions, so that in many instances we have been compelled to leave blanks, to be filled up as future acquirements in this branch of science will permit, at the end of each genus. In order to make this little work more interesting than a mere Catalogue would be, we have ventured to add in an Appendix a short description of some of those Shells which we have good reason to believe have not been previously published by any author. We have also added a few coloured plates, in general representing some of the Shells we have so described, and in one or two instances these plates are of well known but extremely rare species. Among the latter is the *Conus Gloria-Maris*, of which shell we have never

seen more than two specimens, namely, that which is in Mr. Saulier's Collection in Paris, and that which adorns the present Collection. The faithful representation we have given of it will prove to all who have seen the specimen in Mr. Saulier's Collection, that ours is by far the finer, both in respect of size and colour.


In making the Catalogue we have frequently been puzzled by the discrepancies between Lamarck's descriptions and the figures to which he has referred, and sometimes by his referring to figures of two very different shells for the same species; we have, however, endeavoured to ascertain, by a comparison of his description with the figures cited, which of the shells he meant: in some cases this has enabled us to decide; in others, where we could not decide, we have expressed our doubt. It will be obvious to every conchological student that Lamarck's work is very incomplete, and that many species that have been long well known are not to be found there; to these we have given the specific names which we have ascertained in other authors, joining them to their proper Lamarckian Genera. Some of the obvious modern improvements have also been adopted, particularly several new genera, of which the characters have been published since the appearance of Lamarck's *Hist. Nat. des Anim. sans Vert.* In a few instances, also, we have ventured to change the places of some of the species from genera in which they have been placed by mistake, to others with which they accord perfectly.

In order to prevent as far as possible any misconception of the plan upon which we mean to proceed in the sale of this splendid Collection, we request that it may be particularly observed, that for the first two months from the opening of the Collection for public inspection, *the duplicates alone can be disposed of*, and that they may be paid for and taken away as soon as the purchasers please; the principal Collection, however, that is, the best specimen of every species, together with the varieties, are retained for the whole of the season; and in order to allow time for arranging any offer that may be made for the whole, they cannot be in any manner disposed of until after the 1st of April, or two months after the opening. It is also requested to be clearly understood that no pledge can be given for the disposal of any specimen from the principal Collection until that time, when those who are desirous of securing any specimen or part of the Collection will take care to bring or send their lists, ready marked, together with the amount according to the priced Catalogue. This plan of proceeding, which is the only one we can devise for securing to ourselves the means of disposing of the entire Collection, and for giving to every one a fair opportunity of inspecting it, and making their selection, is obviously open to one inconvenience; viz. that of several persons desiring to secure the same article: in such cases the preference must be given to that person who has first expressed his desire and performed the conditions: but if the right of priority cannot be decided, that

person shall have the preference who shall ultimately offer the higher advanced price.

In conclusion, we have first to acknowledge our obligation to W. Swainson, Esq. for his descriptions of four new species of the Genus *Mitra*; in the knowledge of which, having made it his particular study, every Conchologist will readily acknowledge his pre-eminence: secondly, to state that this Catalogue has been written under such numerous disadvantages, that we have reason to fear some important errors may have crept in, for which we trust every allowance will be made by the candid scientific reader.

156, *Regent Street,*



# CATALOGUE

OF THE

## SHELLS

IN THE COLLECTION

OF THE LATE

EARL OF TANKERVILLE.



### SILIQUARIA.

- 1 *Siliquaria anguina*,—(a) A large specimen, perfect at both terminations: (b) a small rose-coloured specimen
- 2 ———— *muricata*

### DENTALIUM.

- 3 *Dentalium elephantinum*
- 4 ———— *aprinum*
- 5 ———— *octogonum*
- 6 ———— *Dentalis*
- 7 ———— *Entalis*

### SPIRORBIS.

- 8 *Spirorbis nautiloides*

*SERPULA.*

- 9 *Serpula vermicularis*  
 10 ——— fascicularis  
 11 ——— Intestinum  
 12 ——— contortuplicata  
 13 ——— glomerata  
 14 ——— decussata  
 15 ——— Infundibulum,—(a) with an *Ostrea*, upon  
*Avicula spinosa*, Nob.—(b) upon a large *Serpula*  
 16 ——— filograna  
 17 ——— Vermicella  
 18 ——— echinata, — (a) with its operculum,  
 grouped upon *Chamæ*, &c.; two small speci-  
 mens on *Læe Coral*  
 19 ——— sulcata  
 20 ——— dentifera, (a) var. upon a piece of *Coral*;  
 and with its opercula  
 21 ——— lumbricalis, Dillw. (a) a large group  
 attached to a *Chama*; (b) detached specimens  
 22 ——— fuscata  
 23 ——— maxima  
 24 ——— tricuspidata

*VERMILLA.*

- 25 *Vermilia triquetra*, on *Buccinum undatum*,  
 and on *Pecten obsoletus*; (a) ead. var. testâ  
 rubrâ, on *Ostrea Crista-galli*

*GALEOLARIA.*

- 26 *Galeolaria decumbens*, *Sowerby*; (a) on *Emar-  
 ginula aspera*; (b) on a *Buccinum*

*MAGILUS.*

- 27 *Magilus antiquus*



*TUBICINELLA.*

- 28 *Tubicinella Balænarum*; (*a*) a large specimen of Whale skin, containing many *Tubicinellæ*; (*b*) a separate specimen

*CORONULA.*

- 29 *Coronula Diadema*, two specimens; (*a*) a small and very perfect specimen upon a piece of Whale's skin  
 30 ——— *balænaris*, several specimens; (*a*) a piece of Whale's skin containing two.  
 31 ——— *testudinaria*

*BALANUS.*

- 32 *Balanus sulcatus*; (*a. b.*) adhering to *Modiola albicostata*? (*c*) var. of a lilac colour, with interrupted ribs; (*d*) upon *Pecten varius*  
 33 ——— *Tintinnabulum*, (*a*) conical with a broad base; (*b*) conical, ventricose; (*c*) elongated, scarcely ventricose  
 34 ——— *calycularis*; (*a. b.*) adhering to *Buccina*  
 35 ——— *ovularis*; (*a*) upon the *Strobilus* of a *Fir*  
 36 ——— *perforatus*, (*a*) on a *Patella*; (*b*) on a *Haliotis*  
 37 ——— *spinosus*; (*a*) with the opercula detached; (*b*) attached to another *Balanus*; (*c*) adhering to a fragment of a *Balanus*  
 38 ——— *radiatus*  
 39 ——— *punctatus*  
 40 ——— *balanoides*. *Lepas balanoides*, *Dillw.*  
 41 ——— *crispatus*? of a dark violaceous colour  
 42  
 43  
 44  
 45

46. Balanus

47

**CONIA, LEACH.**

48 Conia Lyonsii, Leach

49 ———

50 ——— porosa, Sowerby

51 ——— purpurascens, Leach

**ACASTA.**

52 Acasta Glans, several individuals from a compact sponge, Ceylon

**ANATIFERA.\***

53 Anatifera lævis; (*a*) on a reed

54 ——— striata

**POLLICIPES.**

55 Pollicipes Cornucopiæ, two fine groups

**ASPERGILLUM.**

56 Aspergillum Javanum

57 ——— vaginiferum, a magnificent specimen

58 ——— sparsum

**FISTULANA.**

59 Fistulana gregata, several groups and single specimens

**SEPTARIA.**

60 Septaria arenaria, one large tube

---

\* Anatifa, Lam.

*PHOLAS.*

- 61 *Pholas Dactylus*  
 62 ——— *orientalis*  
 63 ——— *crispata*  
 64 ——— *costata*  
 65 ——— *clavata*

*SOLEN.*

- 66 *Solen Vagina*  
 67 ——— *truncatus*, Dillw.—(a) var. somewhat  
     tapering towards its rounded end  
 68 ——— *Siliqua*  
 69 ——— *Ensis*  
 70 ——— *ambiguus*  
 71 ——— *Cultellus*  
 72 ——— *planus*  
 73 ——— *Legumen*  
 74 ——— *Dombeyi*  
 75 ——— *constrictus?*  
 76 ——— *strigilatus*  
 77 ——— *radiatus*  
 78 ——— *violaceus*  
 79 ——— *rostratus*  
 80 ——— *Gigas*, Wood  
 81 ——— *minimus*, Gmel. probably the young shell  
     of *S. Gigas*  
 82 ——— *Gigas?* var. *anticè subattenuata*  
 83 ——— *truncatus*, var. *colore roseo marmorata*

*PANOPÆA.*

- 84 *Panopæa Aldrovandi*

*GLYCYMERIS.*

- 85 *Glycymeris Siliqua*

*MYA.*

- 86 *Mya truncata*  
 87 ——— *arenaria*

*ANATINA.*

- 88 *Anatina truncata*  
 89 ——— *subrostrata*  
 90 ——— *globulosa*  
 91 ——— *trapezoides*  
 92 ——— *myalis*

*LUTRARIA.*

- 93 *Lutraria Solenoïdes*  
 94 ——— *elliptica*  
 95 ——— *rugosa*  
 96 ——— *tellenoides?* *Tellina angulata*, Linn.;  
 Chemn. vi. t. 9. f. 74 75  
 97 ——— *papyracea.*—*Obs.* This shell accords  
 with Lamarck's description, but not with  
 either of the figures he cites

*MACTRA.*

- 98 *Mactra gigantea*, one large, and two small  
 specimens  
 99 ——— *Spengleri*  
 100 ——— *striatella*  
 101 ——— *carinata*  
 102 ——— *helvacea*  
 103 ——— *grandis*  
 104 ——— *Stulterum*, and varieties  
 105 ——— *Australis*  
 106 ——— *violacea*  
 107 ——— *turgida*  
 108 ——— *plicataria*  
 109 ——— *rufescens*

- 110 *Mactra maculata*  
 111 ——— *subplicata*  
 112 ——— *alba*  
 113 ——— *solida*  
 114 ——— *Brasíliana*  
 115 ——— *depressa?*  
 116 ——— *elegans*  
 117 ——— *aspersa*  
 117\* ——— *solidissima? Say*

### *CRASSATELLA.*

- 118 *Crassatella Kingicola*  
 119 ——— *sulcata*  
 120 ——— *rostrata*  
 121 ——— *radiata*

### *ERYCINA, SOWERBY.*

- 122 *Erycina*  
 123 ———  
 124 ———  
 125 ———  
 126 ———  
 127 ———

### *SOLENIMYA.*

- 128 *Solenimya Mediterranea*

### *AMPHIDESMA.*

- 129 *Amphidesma cordiforme*, Nob.; *Tellina cordiformis*, Chemn. XI. t. 199, f. 1941 1942  
 130 ——— *reticulatum*. *Tellina reticulata*, Dillw.

### *PANDORA.*

- 131 *Pandora flexuosa*, *Sowerbys' Genera of Shells*

*SAXICAVA.*

- 132 *Saxicava rugosa*  
 133 —————  
 134

*PETRICOLA.*

- 135 *Petricola lamellosa?*  
 136 ————— *monstrosa*, Nob.; *Venus monstrosa*,  
 Dillw.  
 137 ————— *pholadiformis*

*VENERIRUPIS.*

- 138 *Venerirupis perforans*  
 139 ————— *exotica?*

*LITHODOMUS.*

- 140 *Lithodomus Dactylus*, Sowerby  
 141 ————— *caudigerus*, Id.

*SANGUINOLARIA.*

- 142 *Sanguinolaria occidens*  
 143 ————— *rosea*  
 144 ————— *livida*  
 145 ————— *rugosa*

*PSAMMOBIA.*

- 146 *Psammobia virgata*  
 147 ————— *maculosa*  
 148 ————— *cærulescens*  
 149 ————— *Tellinella*

*PSAMMOTÆA.*150 *Psammotæa carnea**TELLINA.*151 *Tellina radiata*152 ——— *unimaculata*153 ——— *semizonalis?*154 ——— *maculosa*155 ——— *virgata*, numerous varieties156 ——— *Spengleri*157 ——— *rostrata*158 ——— *latirostrata (a) var. pallida*159 ——— *sulphurea*160 ——— *foliacea*161 ——— *operculata*162 ——— *punicea*163 ——— *depressa*164 ——— *pulchella*165 ——— *Fabula*166 ——— *tenuis*167 ——— *exilis*168 ——— *donacina*169 ——— *Remies*170 ——— *sulcata*171 ——— *striatula*172 ——— *scobinata*173 ——— *crassa*174 ——— *lævigata; (a) radiis aurantiis nullis*175 ——— *Lingua-felis*176 ——— *rugosa*177 ——— *lacunosa.*—*Obs.* This shell is not properly placed among the *Tellinæ*; it rather belongs to Lamarck's *Sanguinolariæ*, or *Psammobiæ*178 ——— *Gargadia*179 ——— *Brasiliana*

- 180 *Tellina bimaculata*, many varieties  
 181 ——— *Pristis*  
 182 ——— *sexradiata*; which is only a variety of  
           *bimaculata*  
 183 ——— *ostracea*  
 183<sup>a</sup> ——— *carnaria auctorum*; restored to this place,  
           because it accords better with *Tellina* than  
           with *Lucina*, to which Lamarck has removed it  
 184 ——— *pulcherrima*.  
 185 ———  
 186 ———  
 187 ———  
 188 ———  
 189 ———  
 190 ———  
 191 ———  
 192 ———  
 193 ———  
 194 ———  
 195 ———  
 196 ———

### TELLINIDES.

- 197 *Tellinides Timorensis*  
 198 ——— *ovalis*, (*Tellina ovalis*, Budgin M.S.)  
 199 ——— *emarginata*  
 200 ——— *truncatula*  
 201 ——— *polita*

### CORBIS.

- 202 *Corbis fimbriata*

### LUCINA.

- 203 *Lucina Jamaicensis*  
 204 ——— *Pensylvanica*



- 205 *Lucina edentula*; (*a*) var. *albida*, *gibbosior*  
 206 ——— *Childreni* (*a. b.*) Gray, in *Annals of*  
*Philosophy* (1824) 2 specimens: one being the  
 reverse of the other  
 207 ——— *Tigerina*, *Cytherea tigerina*, *Lam.*  
 207<sub>a</sub> ——— ——— var. *three*, *subgranosa*, *Lam.*  
 208 ——— *punctata*. *Cytherea punctata*, *Lam.*—  
*Obs.* The two last species are removed from  
 the place which Lamarck assigned to them  
 among his *Cythereæ*, on account of their strict  
 accordance with the generic character of  
*Lucina*; at the same time we must here ex-  
 press our intention of confining ourselves un-  
 der circumstances of this kind to such cases  
 as are indisputable  
 209 ——— *divaricata*  
 210 ——— *squamosa*  
 211 ——— *globularis*

### *DONAX.*

- 212 *Donax Scortum*  
 213 ——— *pubescens*  
 214 ——— *cuneata*, numerous specimens and va-  
 rieties  
 215 ——— *compressa*  
 216 ——— *deltoides*; *lævigata*, *Dillw.* numerous va-  
 rieties in colour  
 217 ——— *radians*  
 218 ——— *ringens*  
 219 ——— *rugosa*  
 220 ——— *elongata*  
 221 ——— *denticulata*  
 222 ——— *Meroe*  
 223 ——— *scripta*  
 223<sub>a</sub> ——— ——— var. *tumidior*  
 223<sub>b</sub> ——— ——— var. *compressa*, *suborbicularis*  
 224 ——— *Trunculus*

- 225 *Donax Fabagella*  
 226 ——— *transversa*  
 227 ——— *incarnata*, Chemn. vi. p. 265, tab. 26,  
 f. 259  
 228 ——— *æquilatera*. An *Venus donacina*, Chemn.  
 xi. p. 231, t. 202, f. 1985 & 1986?

*CAPSA.*

- 229 *Capsa lævigata*  
 230 ——— *Brasiliensis*

*CRASSINA; Astarte, SOWERBY.*

- 231 *Crassina sulcata*. *Venus sulcata*, *Montagu*.

*CYRENA.*

- 232 *Cyrena fuscata*  
 233 ——— *fluminea*  
 234 ——— *violacea*  
 235 ——— *Caroliniensis?*  
 236 ——— *Bengalensis?*  
 236a ——— *Sumatrensis*, *Sowerby*  
 237 ——— *Zeylanica*

*GALATHEA (Megadesma, BOWDICH.)*

- 238 *Galathea radiata*

*CYPRINA.*

- 239 *Cyprina Islandica*

*CYTHEREA.*

- 240 *Cytherea lusoria*  
 241 ——— *petechialis*, several varieties  
 242 ——— *impudica*, several varieties  
 243 ——— *castanea*

- 244 *Cytherea zonaria*, many varieties  
 245 ———— *graphica*?  
 246 ———— *morphina*? several  
 247 ———— *purpurata*?  
 248 ———— *casta*  
 249 ———— *Corbicula*  
 250 ———— *tripla*  
 251 ———— *gigantea*  
 252 ———— *Erycina*  
 252<sub>a</sub> ———— ———— var. two, Lam. an potius species distincta?  
 253 ———— *lilacina*  
 254 ———— *Chione*, numerous varieties, and many stages of growth  
 255 ———— *maculata*, numerous varieties, and many stages of growth  
 256 ———— *læta*, several varieties  
 257 ———— *impar*  
 258 ———— *castrensis*, several varieties  
 259 ———— *ornata*  
 260 ———— *ornata* var?  
 261 ———— *picta*  
 262 ———— *tigrina*  
 263 ———— *sulcatina*?  
 264 ———— *juvenilis*  
 265 ———— *rufa*?  
 266 ———— *guineensis*  
 267 ———— *Dione*  
 268 ———— *Arabica*  
 269 ———— *exoleta*  
 270 ———— *lincta* var.  
 271 ———— *concentrica*  
 272 ———— *prostrata*  
 274 ———— *scripta*  
 275 ———— *muscaria*  
 276 ———— *pulicaris*  
 277 ———— *pectinata*  
 278 ———— *gibbia*

- 279 *Cytherea divaricata*  
 280 ————— *rugifera*  
 281 ————— *flexuosa*  
 282 ————— *testudinalis*  
 283 ————— *citrina?*  
 284 ————— *aurantia*. The large Orange Venus,  
 from the South Seas; two large and one young  
 specimens  
 285 —————  
 286 —————  
 287 —————  
 288 —————  
 289 —————  
 290 —————  
 291 —————  
 292 —————  
 293 —————  
 294 —————  
 295 —————  
 296 —————  
 297 —————  
 298 —————  
 299 —————  
 300 —————  
 301 —————  
 302 —————  
 303 —————  
 304 —————  
 305 —————

*VENUS.*

- 306 *Venus Puerpera* var.  
 307 ————— var.  
 308 ————— *reticulata*  
 309 ————— *Corbis*  
 310 ————— *crenulata*  
 311 ————— *verrucosa*

- 312 Venus rugosa  
 313 ——— Casina  
 314 ——— crebrisulca  
 315 ——— plicata  
 316 ——— cancellata, numerous varieties.  
 316a ——— ——— var: 2 Lam.  
 317 ——— granulata  
 318 ——— Marica  
 319 ——— cardioides  
 320 ——— mercenaria  
 321 ——— Lagopus  
 322 ——— Gallina  
 323 ——— lamellata  
 324 ——— exalbida  
 325 ——— Malabarica  
 326 ——— ——— var. testâ posticè plicaturâ  
     flexuosâ  
 327 ——— papilionacea  
 328 ——— adspersa  
 329 ——— punctifera  
 330 ——— turgida  
 331 ——— litterata, three varieties and many specimens  
 332 ——— sulcaria  
 333 ——— Textile  
 334 ——— texturata  
 335 ——— decussata, many varieties  
 336 ——— pullastra; (a) testâ monstrosâ  
 337 ——— aurea var.  
 338 ——— virginea  
 339 ——— scalarina?  
 340 ——— opima, several varieties in colour  
 340a ——— nebulosa. An testa junior speciei præcedentis  
 341 ——— laterisulca?  
 342 ——— florida, several varieties  
 343 ——— Paphia, Dillw.

- 344 *Venus fasciata*, Id.  
 345 ——— *flammea*, Lam.  
 346 ——— *chinensis*, Dillw.; *obesa*, Solander  
 347 ——— *Tiara*, Dillw.  
 348 ——— ——— *ætate ventricosius*  
 349 ——— *lamellosa*, Chem. VI. p. 298, t. 28, f. 293  
 and 294  
 350 ———  
 351 ———  
 352 ———  
 353 ———  
 354 ———

### *VENERICARDIA.*

- 354a *Venericardia australis*? one very large specimen  
 354b ————— *crassicostata*

### *CARDIUM.*

- 355 *Cardium costatum*  
 356 ——— *ringens*  
 357 ——— *Asiaticum*  
 358 ——— *tenuicostatum*  
 359 ——— *fimbriatum*  
 360 ——— *bullatum*  
 361 ——— *papyraceum*  
 362 ——— *pseudo-lima*  
 363 ——— *aculeatum*  
 364 ——— *erinaceum*, four full grown and two  
 young specimens  
 365 ——— *ciliare*  
 366 ——— *tuberculatum*, many of the varieties  
 of this shell are *Card. rusticum* of wood  
 367 ——— *Isocardia*  
 368 ——— *muricatum*  
 369 ——— *marmoreum*  
 370 ——— *elongatum*

- 371 *Cardium ventricosum*  
 372 ——— *rugosum*  
 373 ——— *sulcatum*  
 374 ——— *serratum*  
 375 ——— *lævigatum*  
 376 ——— *biradiatum*  
 377 ——— *Æolicum*  
 378 ——— *rusticum*, *Chemn. vi. t. 19, f. 197*  
 379 ——— *Grœnlandicum*  
 380 ——— *Islandicum*, *Chemn. vi. t. 19, f. 195*  
     & 196, two very large and one small speci-  
     men, probably *Card. crenulatum*, *Lam.*  
 381 ——— *latum*, two varieties  
 382 ——— *Unedo*  
 383 ——— *medium*  
 384 ——— *Fragum*  
 385 ——— *retusum*  
 386 ——— *hemicardium*  
 387 ——— *Cardissa*  
 388 ——— ——— *var. valvarum carinâ muticâ*  
 389 ——— *inversum*  
 390 ——— *Junonium*  
 391 ——— *angulatum?*  
 392 ——— *papyraceum*  
 393 ——— ———  
 394 ——— ———

### *CARDITA.*

- 395 *Cardita sulcatus*  
 396 ——— *ajar*, several varieties in colour; (*a*) a  
     distorted specimen  
 397 ——— *turgidus*  
 398 ——— *phreniticus*  
 396 ——— *crassicostatus*  
 397 ——— *calyculatus*  
 398 ——— *squamosus*

- 399 *Cardita squamiferus*  
 400 ——— *incrassatus*

### CYPRICARDIA.

- 401 *Cypricardia Guinaica?* *oblonga*, Sowerby  
 402 ————— *angulata?* two beautiful specimens  
                     and one very young  
 403 ————— *rostrata?*  
 403a ————— *rostrata*, var.

### ISOCARDIA.

- 404 *Isocardia Cor*  
 405 ————— *Moltkiana*; two specimens, one of  
                     which is white, the other spotted with pale  
                     fulvous and rose colour; this latter differs in  
                     shape from the other, and agrees precisely  
                     with the figure in *Encycl. Meth.* t. 233, f. 1

### CUCULLÆA.

- 406 *Cucullæa auriculifera*

### ARCA.

- 407 *Arca tortuosa*, several specimens, various sizes  
 408 ——— *Noæ*, many specimens, several small groups  
 409 ——— *retusa*  
 410 ——— *ovata*  
 411 ——— *barbata*  
 412 ——— *fusca*  
 413 ——— *Helbingii*  
 414 ——— *Scapha (a) varietas?*  
 415 ——— *antiquata*; (*a. b.*) varietates  
 416 ——— *rhombea*, several specimens; (*a*) var. *trans-*  
                     *versè elongata*  
 417 ——— *granosa*, three varieties mentioned by La-  
                     marck



- 418 *Arca inæquivalvis*  
 419 ——— *Indica*  
 420 ——— *senilis*; several specimens, of which one is  
           enormously large, and one small one a mon-  
           strosity  
 421 ——— *Brasiliensis*  
 422 ——— *Corbicula*

### *PECTUNCULUS.*

- 423 *Pectunculus Glycimeris*, several specimens  
 424 ————— *pilosus*, several specimens  
 425 ————— *marmoratus*  
 426 ————— *scriptus*  
 427 ————— *rubens*  
 428 ————— *angulatus*  
 429 ————— *pectiniformis*  
 430 ————— *pectinatus*  
 431 —————  
 432 —————  
 433 —————  
 434 —————  
 435 ————— *decussatus*, *Arca decussata*, *Chemn.*  
           vii. t. 57, f. 561.

### *NUCULA.*

- 436 *Nucula lanceolata*  
 437 ——— *margaritacea*  
 438 ——— *Nicobarica*  
 439 ——— *Pella*  
 440 ——— *minuta*, *auctorum*

### *CASTALIA.*

- 441 *Castalia ambigua*

*UNIO.*

- 442 *Unio elongatus*  
 442a — *sinuosus*  
 443 — *crassidens*  
 444 — *Peruvianus*  
 445 — *purpuratus*  
 446 — *ovatus (a) var. radiis longitudinalibus*  
 447 — *delodon?*  
 448 — *Pictorum*  
 449 — *corrugatus*, two varieties  
 450 — *luteolus*  
 451 — *marginalis*  
 452 — *Ovalis*, Mont.  
 453 —  
 454 —  
 455 —  
 456 —  
 457 —  
 458 —  
 459 —  
 460 —

*HYRIA.*

- 461 *Hyria avicularis*  
 462 — *corrugata*  
 463 — *elongata*, Swainson

*ANODON.*

- 464 *Anodon sulcatus*  
 465 — *anatinus*  
 466 — *intermedius*  
 467 — *trapezialis*, a pair, one valve partly un-  
     coated and polished  
 468 — *rubens*, one valve  
 469 — *exoticus*, different stages of growth

*DIPSAS*, LEACH.

- 470 *Dipsas plicata*, Leach; different sizes, and a pearl taken from one

*IRIDINA*.

- 471 *Iridina exotica*, a pair, both valves polished

*CHAMA*.

- 472 *Chama Lazarus*, (*a*) a superb group, with an Arca Noæ  
 473 ——— *damicornis*  
 474 ——— *gryphoides*  
 475 ——— *crenulata*  
 476 ——— *florida*  
 477 ——— *Limbulus*  
 478 ——— *asperella*  
 479 ——— *æruginosa*  
 480*a* ——— ——— var. *pallida*, *rugosa*  
 480*b* ——— ——— the same variety, reverse  
 481 ——— *Arcinella*, several specimens, superb varieties; (*a*) a specimen attached to a *Strombus*; (*b*) another adhering to a *Venus*  
 482 ——— *Cristella*?

*ÆTHERIA*.

- 483 *Ætheria elliptica*

*TRIDACNA*.

- 484 *Tridacna Gigas*, several specimens  
 484*a* ——— ——— var.  
 485 ——— *elongata*, several specimens  
 486 ——— *squamosa*, several specimens  
 487 ——— *crocea*, (*a*) a young one, of an orange colour

*HIPPOPUS.*

- 488 *Hippopus maculatus*; a magnificent series of nine specimens

*MODIOLA.*

- 489 *Modiola Papuana*  
 490 ———— *Tulipa*  
 491 ———— *albicostata*, varieties  
 492 ———— *picta*  
 493 ———— *sulcata*  
 494 ———— *plicatula*, (*a*) var. *incurva*  
 495 ———— *semi-fusca*? two specimens, each having one valve polished  
 496 ———— *securis*  
 496*a* ———— ———— var.  
 497 ———— *discrepans*  
 498 ———— *discors*; several detached specimens, and a large group in the byssus  
 499 ———— *trapezina*  
 500 ———— *plicata*  
 500*a* ————

*MYTILUS.*

- 501 *Mytilus Magellanicus*  
 502 ———— *crenatus*, (an mere varietas præcedentis)  
 503 ———— *hirsutus*  
 504 ———— *bilocularis*, many varieties in shape  
 505 ———— *elongatus*, several specimens  
 506 ———— *latus*  
 507 ———— *zonarius*, both valves polished  
 508 ———— *ungulatus*  
 509 ———— *violaceus*  
 510 ———— *Opalus*  
 511 ———— *smaragdinus*  
 512 ———— *Afer*  
 513 ———— *achatinus*

- 514 *Mytilus unguularis*  
 515 ——— *edulis*. (*a. b.*) distortions

### PINNA.

- 516 *Pinna rudis*  
 517 ——— *Flabellum*  
 518 ——— *semi-nuda*  
 519 ——— *nobilis*  
 520 ——— *squamosa*  
 521 ——— *muricata*  
 522 ——— *marginata*  
 523 ——— *pectinata*  
 524 ——— *saccata*, several varieties  
 525 ——— *dolabrata*, three strong varieties in form  
 526 ——— *inflata*, Chemn. VIII. t. 87, f. 772  
 527 ——— *nigrina*  
 528 ——— *incurvata*, Chemn. VIII. t. 90, f. 778  
 529 ——— *bicolor*, Chemn. VIII. t. 90, f. 780, rotun-  
     *data*, Lin.?  
 530 ——— var.  
 531 ——— *serrata* (Humphrey.)  
 531*a* ——— *atro-purpurea*

### CRENATULA.

- 532 *Crenatula avicularis*  
 533 ——— *nigrina* ?  
 534 ——— *mytiloides*  
 535 ——— *Phasianoptera*

### PERNA.

- 536 *Perna Ehippium*.  
 536*a* ——— ——— var. *albida*  
 537 ——— *obliqua*  
 538 ——— *Isognomum*  
 539 ——— *femoralis*  
 540 ——— *Marsupium*

- 541 *Perna sulcata* ?  
 542 ———  
 543 ———  
 544 ———

### *MALLEUS.*

- 545 *Malleus albus*  
 546 ———- *vulgaris*  
 547 ———- *normalis*  
 548 ———- *anatinus*  
 549 ———- *vulsellatus*  
 550 ———- *decurtatus*

### *AVICULA.*

- 551 *Avicula macroptera*  
 552 ——— *semi-sagitta*  
 553 ——— *heteroptera*  
 554 ——— *falcata*  
 555 ——— *crocea*  
 556 ——— *Atlantica* ?  
 557 ——— *squamulosa*, several varieties  
 558 ——— *papilionacea*, several varieties  
 559 ——— *costellata* ?

### *MELEAGRINA.*

- 560 *Meleagrina margaritifera*  
 561 ————— *albina*

### *LIMA.*

- 562 *Lima inflata*  
 563 ——— *squamosa*, several specimens  
 564 ——— *glacialis*  
 565 ——— *fragilis*  
 566 ——— *Linguatula*

*PECTEN.*

- 567 *Pecten maximus*  
 568 ——— *medius*  
 569 ——— *Jacobæus*, many varieties  
 570 ——— *bifrons*, two varieties  
 571 ——— *Ziczac*  
 572 ——— *Laurentii*  
 573 ——— *Pleuronectes*, many varieties  
 574 ——— *obliteratus*  
 575 ——— *Japonicus*  
 576 ——— *Magellanicus*  
 577 ——— *Radula*  
 571 ——— *Rastellum* ?  
 579 ——— *turgidus*  
 580 ——— *aspersus*  
 581 ——— *flavidulus*  
 582 ——— *Plica*  
 583 ——— *glaber*  
 584 ——— *sulcatus*  
 585 ——— *Virgo*  
 586 ——— *unicolor*  
 587 ——— *griseus*  
 588 ——— *distans*  
 589 ——— *Isabella*  
 590 ——— *nodosus*  
 591 ——— *Pallium*, many varieties  
 592 ——— *Pes-felis*  
 593 ——— *Tigris*  
 594 ——— *imbricatus*  
 595 ——— *histrionicus*  
 596 ——— *opercularis*  
 597 ——— *Islandicus*  
 598 ——— *asperrimus*  
 599 ——— *senatorius*  
 600 ——— *aurantius*  
 601 ——— *varius*

- 602 Pecten sinuosus  
 603 ——— Pusia  
 604 ——— hybridus  
 605 ——— pyxidatus, Ostr. pyxidata, *Dillw.*  
 606 ——— ornatus  
 607 ——— Tranquebaricus  
 608 ——— sanguineus  
 609 ———  
 610 ———  
 611 ———  
 612 ———  
 613 ———  
 614 ———

### PLICATULA.

- 615 Plicatula ramosa  
 616 ——— cristata

### SPONDYLUS.

- 617 Spondylus Gæderopus, numerous varieties  
 618 ——— Americanus, numerous and fine varieties  
 619 ——— arachnoides  
 620 ——— multilamellatus  
 621 ——— costatus  
 622 ——— regius  
 623 ——— coccineus  
 623<sub>a</sub> ——— coccineus var.?  
 624 ——— crassisquamatus  
 625 ——— spathuliferus  
 626 ——— crocus  
 627 ——— aurantius  
 628 ——— radians  
 629 ——— ducalis var.? testâ croceâ, costis squamiferis, numerosis, squamis albis



*OSTREA.*

- 630 *Ostrea Borealis*  
 631 ——— *Cochlear*  
 632 ——— *cristata*  
 633 ——— *Gallina*  
 634 ——— *parasitica*, one magnificent specimen  
 635 ——— *denticulata*  
 636 ——— *Ruscuriana*  
 637 ——— *Virginica*, several small specimens  
 638 ——— *Canadensis*?  
 639 ——— *edulis*  
 640 ——— *Cornucopiæ*  
 641 ——— *cucullata*  
 642 ——— *Limacella*  
 643 ——— *Folium*  
 644 ——— *Crista-Galli*  
 645 ——— *turbinata*?  
 646 ——— *imbricata*  
 647 ——— *Hytis*  
 648 ———  
 649 ———  
 650 ———  
 651 ———  
 652 ———  
 653 ———  
 654 ———  
 655 ———  
 656 ———  
 657 ———  
 658 ———

*VULSELLA.*

- 659 *Vulsella lingulata*, four varieties

*PLACUNA.*

- 660 Placuna Sella, several specimens  
 661 ————— papyracea  
 662 ————— Placenta

*ANOMIA.*

- 663 Anomia Ehippium, one detached and several  
 adhering to a stone  
 664 ————— patellaris  
 665 ————— ænigmatica, Chemn. xi. t. 199, f. 1949  
 1950  
 666 ————— electrica  
 667 ————— membranacea

*TEREBRATULA.*

- 668 Terebratula vitrea  
 669 ————— dilatata  
 670 ————— dorsata  
 671 ————— Caput-serpentis  
 672 ————— truncata  
 673 ————— psittacea  
 674 ————— dentata  
 675 ————— rosea, (nonnul.)  
 676 ————— picta, (Humphrey)

*LINGULA.*

- 677 Lingula anatina, one specimen having its pe-  
 duncle  
 678 ————— hians, Swainson in Phil. Mag. vol. 62,  
 p. 403

*HYALÆA.*

- 679 Hyalæa tridentata  
 680 ————— rostrata. *Rheda rostrata*, Humphrey MS.

*CHITON.*

- 681 Chiton Gigas, two fine specimens  
 682 ——— squamosus  
 683 ——— aculeatus, Dillw.  
 684 ——— fulvus, Id.  
 685 ——— piceus, Id.  
 686 ——— granulatus, Id.  
 687 ——— fasciatus, Id.  
 688 ——— *tuberculiferus*, (Nobis) *Aculeatus*, Barnes  
 in Amer. Phil. Journal  
 689 ——— marmoratus, Dillw.  
 690 ——— sulcatus, Wood  
 691 ——— amiculatus, Dillw. p. 6  
 692 ——— *latus*  
 693 ——— *rugulosus*

*PATELLA.*

- 694 Patella Granatum, many varieties in size and  
 colour  
 695 ——— Oculus, same observation  
 697 ——— Barbara? several specimens, extremely  
 variable in size, one very large  
 698 ——— laciniosa  
 699 ——— saccharina  
 700 ——— longicostata, several specimens  
 701 ——— spinifera  
 702 ——— Umbella  
 703 ——— cærulea, numerous varieties  
 704 ——— testudinaria, several extremely fine spec-  
 imens  
 705 ——— Cochlear  
 706 ——— radians?  
 707 ——— compressa, several beautiful varieties;  
 (a) a specimen of extraordinary size, to  
 which several Balani are adhering; (b) a  
 specimen of remarkably fine colour; (c) a  
 specimen showing the identity of *P. compressa*  
 and *miniata*, its vertex being *P. miniata* and  
 the remainder *P. compressa*

- 708 *Patella granularis*  
 709 ——— *deaurata*, many varieties  
 710 ——— *Magellanica*  
 711 ——— *stellifera*  
 712 ——— *vulgata*  
 713 ——— *miniata*  
 714 ——— *punctata*  
 715 ——— *pectinata*  
 716 ——— *puncturata*  
 717 ——— *Galatea?*  
 718 ——— *tricostata*  
 719 ——— *tenuis?* Dillw.  
 720 ——— *margaritacea?* *Dillw.*  
 721 ——— *pellucida*, a large conical variety  
 722 ——— *Cypria*, Dillw.  
 723 ——— *ornata*, Dillw.  
 724 ——— *Tramoserica*, Chemn. xi. t. 197, f. 1912,  
 1913, many specimens  
 725 ——— *melanogramma*, Dillw.  
 726 ——— *tuberculata?* Dillw. The Gorgon Lim-  
 pet from the coast of Barbary, *Budgin MS.*  
 six specimens in different stages of growth  
 727 ——— *radians*, Dillw.  
 728 ——— *Rota*, Dillw.  
 729 ——— *testudinalis*, Dillw. *Clealandi*, J. Sowerby  
 730 ——— *flammea*, Dillw.  
 731 ——— *lævigata*, Dillw.  
 732 ——— *Surinamensis*, Dillw.  
 733 to 738. These and some of the following can-  
 not be referred with certainty to any de-  
 scribed species: we have not, however, ven-  
 tured to describe them, partly on account of  
 the great variation to which every species is  
 subject, and partly on account of the extreme  
 ambiguity of many of the descriptions and  
 figures already extant.  
 739 ——— *nigra*, *Budgin MS.*  
 740 ——— *plumbea?*

- 741 *Patella Cymbularia*  
 742 ———— *Jamaicensis*? Dillw.  
 743 ———— *octo-radiata*? Gmel.  
 744 ———— *fragilis*, Chemn. XI. t. 197, f. 1921  
 745 to 772, unnamed for the reason above assigned.

### UMBRELLA.

- 773 *Umbrella Indica*  
 774 ———— *Mediterranea*?

### PARMOPHORUS.

- 775 *Parmophorus Australis*, several fine specimens  
 776 ———— *breviculus*?  
 777 ———— *granulatus*?

### EMARGINULA.

- 778 *Emarginula notata*, *Patella notata*, Linn. Chemn.  
 x. Vign. 25, f. C. D.  
 779 ———— *aspera*, *Patella aspera*, Humph. MS.  
 780 ———— *tricostata*  
 781 ———— *reticulata*

### FISSURELLA.

- 782 *Fissurella picta*, many specimens  
 783 ———— *nimbosa*  
 784 ———— *Græca*  
 785 ———— *nodosa*  
 786 ———— *rosea*  
 787 ———— *Barbadensis*  
 788 ———— *viridula*  
 789 ———— *hiantula*  
 790 ———— *Pustula*  
 791 ———— *fascicularis*  
 792 ———— *Javana*?  
 793 ———— *minuta*  
 794 ———— *aperta*

- 795 *Fissurella clypeiformis*  
 796 ————— *crenulata*  
 797 —————  
 798 —————  
 799 —————  
 800 —————  
 801 —————  
 802 ————— *cancellata, Solander*

**SIPHONARIA, SOWERBYS' Genera of Shells.**

- 803 *Siphonaria Siphonaria*, several varieties and many specimens  
 804 ————— *Mouret; Mouret, Adanson*  
 805 ————— *concinna*  
 806 ————— *Tristensis?*  
 807 ————— *exigua*  
 808 ————— *Gigas*  
 809 ————— *obliquata*

**PILEOPSIS.**

- 810 *Pileopsis Ungarica*  
 811 ————— *Mitrula*  
 812 ————— *subrufa*  
 812a ————— *Cassida, Patella Cassida, Dillw.*  
 813 ————— *intorta?*  
 813a ————— *Calyptra, Patella Calyptra, Dillw.*

**CALYPTRÆA.**

- 814 *Calyptræa Extinctorium*, Sowerbys' Genera of Shells, No. 23  
 815 ————— *spinosa, Id.*  
 816 ————— *equestris*  
 817 ————— *Chinensis*  
 818 ————— *Pileus, Nobis; Trochus Pileus, Lam.*  
 819 ————— *dilatata, Nobis*

- 820 *Calyptræa auriculata*, *Patella auriculata*, Dillw.  
 many varieties  
 821 ———— *Comma-notata*  
 822 ———— radians. *Trochus radians*, Lam.

### CREPIDULA.

- 823 *Crepidula fornicata*  
 824 ———— *Porcellana*  
 825 ———— *aculeata*  
 826 ———— *unguiformis*  
 827 ———— *dilatata*  
 828 ———— *adunca*

### BULLÆA.

- 829 *Bullæa aperta*

### BULLA.

- 830 *Bulla lignaria*  
 831 — *Ampulla*, a considerable series of fine varieties in colour and markings  
 832 — *striata*  
 833 — *Naucum*  
 834 — *Physis*, several fine specimens  
 835 — *fasciata*, several fine specimens, of which one is remarkable for being white with four fuscous, transverse bands  
 836 — *Aplustre*, several fine specimens  
 837 — *Hydatis*  
 838 — *solida*  
 839 — *nitidula*, Solander

### DOLABELLA.

- 840 *Dolabella Rumphii*

OBSERVATION.—From hence to the end of the  
Land Shells, we have followed as far as possible  
the arrangement of De Ferussac.

### HELICARION.

841 Helicarion Cuvieri

### HELICOLIMAX.

842 Helicolimax Lamarckii

### HELICOPHANTA.

843 Helicophanta Cornu-giganteum. Helix vesica-  
lis, Lam.

### COCHLOHYDRA.

844 Cochlohydra putris. Succinea amphibia, Lam.

### HELICOGENA.

845 Helicogena naticoides, Helix naticoides, Lam.

846 ————— picta, several beautiful varieties,  
Helix picta, Lam.

847 ————— Jamaicensis. Helix pulla, Lam.

848 ————— Cornu militare. Helix gigantea,  
Lam.

849 ————— undulata. Helix lineolata, Lam.

850 ————— crispata?

851 ————— melanostoma. Helix, Lam.

852 ————— cincta

853 ————— ligata

854 ————— Lucorum. Helix mutata, Lam.

855 ————— Pomatia; (a) several reverse spe-  
cimens; (b) one perfect var. scalaris. Helix  
scalaris, Mull.

856 ————— Lucana, Helix, Lam.

857 ————— Globulus, Helix, Lam.



- 858 *Helicogena Prunum*  
 859 ———— *vittata, Helix, Lam.*  
 860 ———— *argillacea, Helix, Lam.*  
 861 ———— *Arbustorum, Helix, Lam.*  
 862 ———— *maculosa, Helix, Lam.*  
 863 ———— *Cœlatura, Helix, Lam.*  
 864 ———— *Otaheitana*  
 864<sub>a</sub> ———— ———— *var. superne pallidior*  
 865 ———— *candidissima, Helix, Lam.*  
 866 ———— *aspersa, Helix, Lam.*  
 867 ———— *hæmastoma, Helix, Lam.*  
 868 ———— *melanotragns, Helix, Lam.*  
 869 ———— *nemoralis, Helix Lam.*  
 870 ———— *hortensis, Id.*  
 871 ———— *vermicularis, Id.*  
 872 ———— *marmorata*  
 873 ———— *serpentina? Id.*  
 874 ———— *Pouchet*  
 875 ———— *albilabris*  
 876 ———— *aspera*  
 877 ———— *lactea, Helix, Lam. many varieties*  
 878 ———— *auricoma, Helix microstoma, Lam.*  
 879 ———— *Lima, Helix punctifera, Lamarck,*  
       (*a*) *variety*  
 880 ———— *formosa*  
 881 ———— *Carmelita*  
 882 ———— *orbiculata*  
 883 ———— *auriculata*

### HELICODON.

- 884 *Helicodon Thyroidus*  
 885 ———— *denotatus*  
 886 ———— *septemvolutus. H. Septemvolva, De*  
       *Fer. Helix planorbula, Lam.*  
 886<sub>b</sub> ———— *Epistylum, Helix Cookiana, Lam.*  
 887 ———— *ringens, Anostoma depressa, Lam.*  
 888 ———— *ringiculus, ———— globulosa, Lam.*

- 889 *Helicodon Cepa*, *Helix*, Lam.  
 890 ———— *sinuatus et sinuosus*, *Helix*, Lam.  
           (*a, b, c*) different varieties  
 891 ———— *Soror*  
 892 ———— *Lamarckii*. (*a*) *Corocolla acutissima*,  
           Lam. (*b*) *Helix heteroclites*, Lam.  
 892a ————

### HELICIGONA.

- 893 *Helicigona angistoma*, *Carocolla*, Lam.  
 894 ———— *Carocolla*, *Carocolla albilabris*, Lam.  
 895 ———— *inversicolor*, ———— *bicolor*, Lam.  
 896 ———— *obliterata*, ———— *inflata*, Lam.  
 897 ———— *Gualteriana*, *Carocolla*, Lam.  
 898 ———— *Lampas*  
 899 ———— *pyrostoma*  
 900 ———— *marginata*, several varieties, *Carocolla*,  
           Lam.  
 901 ———— *Pileus*, *Helix*, Lam.  
 902 ———— *scabrosa*

### HELICELLA.

- 903 *Helicella zonata*  
 904 ———— *zonalis* var.  
 905 ———— *Exceptiuncula* var.  
 906 ———— *zonaria*  
 907 ———— *Madecassina*, *Helix Madagascariensis*,  
           Lam.  
 908 ———— *sepulchralis*, *Helix*, Lam.  
 909 ———— *zodiacus*  
 910 ———— *Pellis-Serpentis*, *Helix*, Lam.  
 911 ———— *Senegalensis*, *Helix*, Lam. three young  
           and three full grown specimens  
 912 ———— *Unguiculus*, (*a, b*) distinct varieties  
 913 ———— *Ungulina*, *Helix unguлина*, Lam.  
 914 ———— *Algira*, *Helix*, Lam.  
 915 ———— *lævipes*, *Helix*, Lam.

- 916 *Helicella exilis*  
 917 ——— unizonalis, *Helix monozonalis*, Lam.  
 918 ——— citrina, *Helix*, Lam. numerous varieties  
 919 ——— Clairvillii  
 920 ——— Carthusianella, *Helix*, Lam.  
 921 ——— Fruticum, Id.  
 922 ——— Ericetorum, Id.  
 923 ——— Cespitum, Id.  
 924 ——— Pisana, Id.  
 925 ——— bipartita  
 926 ——— ———  
 926a ——— ———  
 927 ——— ———  
 928 ——— ———  
 929 ——— ———  
 929a ——— ———  
 930 ——— ———  
 930a ——— ———  
 931 ——— *Helix tessellata*, Budgin MS.  
 932 ——— ———  
 933 ——— ——— from New South Wales  
 934 ——— *Helix producta*, Budgin, from Canton  
 935 ——— *Helix pallida*, Budgin, from Virginia  
 936 ——— ———

### COCHLOSTYLA.

- 937 *Cochlostyla Pythogaster*, *Bulimus*, Lam.  
 938 ——— Dufresnii  
 939 ——— Taunaisii? one full grown and one  
     young specimen  
 940 ——— Pardalis  
 941 ——— Peruviana, *Bulimus*, Lam.  
 942 ——— undata, *Bulimus*, Lam. several spec-  
     imens  
 943 ——— Sultana, *Bulimus Gallina Sultana*,  
     Lam. two specimens of great beauty, one of  
     them enormously large  
 944 ——— ———  
 945 ——— ———

## COCHLITOMA.

- 946 Cochlitoma exarata  
 947 ————— flammigera, two varieties  
 948 ————— Regina; (a, b, c, d) Achatina melastoma, Sw. (e) the same reverse. *Achatina perversa*, Sw.  
 949 ————— virginea, numerous and brilliant varieties  
 950 ————— Vexillum; Achatina Vexillum, Lam. (a) Ach. fasciata, Sw. (b) Ach. crenata, Sw. (c) Ach. fasciata, Sw. but possessing the green lines of Ach. crenata, Sw. therefore intermediate. (d) Ach. pallida, Sw. (e) var. immaculata, fasciis luteis pallidis  
*Obs.* Of this species the Collection exhibits a numerous and magnificent series of varieties.  
 951 ————— vittata, Nobis, *Achatina vittata*, Sw. one reverse specimen  
 952 ————— Fulica?  
 953 ————— bicarinata; (a) varietas, lincis tribus albidis, interruptis  
 954 ————— purpurea, Achatina purpurea, Lam. several specimens and varieties  
 955 ————— achatina, Achatina Perdix, Lam. six specimens with and six without the epidermis  
 956 ————— Zebra, *Achatina*, Lam. several specimens  
 957 ————— marginata, Achatina marginata, Sw. three specimens, of which one is extraordinarily large  
 958 ————— purpurea, var.  
 959 ————— Fulica, var.?

## COCHLICOPA.

- 960 Cochlicopa Priamus, Achatina, Lam.  
 961 ————— rosea, (a) var. elongata  
 962 ————— Glans, Achatina, Lam.

- 963 *Cochlicopa leucozonias*, *Achatina albolineata*,  
Lam.  
964 ————— *Columna*, *Achatina*, Lam.  
964a ————— *octona*

### COCHLICELLA.

- 965 *Cochlicella decollata*, *Bulimus decollata*, Lam.

### COCHLOGENA.

- 966 *Cochlogena flammata*  
967 ————— *Kambeul*, *Bulimus*, Lam.  
968 ————— *flammea*, *Achatina ustulata*? Lam.  
969 ————— *radiata*, *Bulimus*, Lam.  
970 ————— *Guadaloupensis*, *Bulimus*, Lamarck  
(a) var. *monstrosa*  
971 ————— *virgulata*, *Bulimus Caribæorum*,  
Lam.  
972 ————— *liliacea*?  
973 ————— *maxima*  
974 ————— *ovata*; (a) testâ junior; (b) var.  
elongata; (c) var. *ovoidea*  
975 ————— *oblonga*, *Bulimus hæmastomus*, Lam.  
976 ————— *aurea*, *Bulimus citrinus et inversus*,  
Lam.; (a) testâ sinistrorsâ, many varieties.  
(b) testâ dextrâ, many varieties  
977 ————— *interrupta*, (sinistrorsa) *Bulimus*,  
Lam. many specimens  
977a ————— *læva*  
978 ————— *trizonalis*, *Bulimus zonatus*, Sw.  
979 ————— *decora*  
980 ————— *lugubris*  
981 ————— *Auris-Leporis*  
982 ————— *Auris-Sileni*, *Carychium undulatum*,  
*Leach*.  
983 ————— *goniostoma*  
984 ————— *Auris-caprina*, *Auricula Auris-Sileni*,  
*Lam*.

- 985 *Cochlogena distorta*  
 986 ————— *Auris-vulpina*  
 987 ————— *Auris-bovina*, two varieties

### *COCHLODON.*

- 988 *Cochlodon Uva*  
 989 ————— *Mumia*  
 990 ————— *sulcatus*  
 991 ————— *Lyonetianus*  
 992 ————— *cinereus*

### *COCHLODINA.*

- 993 *Cochlodina tortuosa*, from Tranquebar  
 994 ————— *Cylindrus*  
 995 ————— *Chemnitziana*  
 996 ————— *papillaris*

### *PARTULA.*

- 997 *Partula pudica*  
 997*a* ————— *unindentata*  
 998 ————— *Australis*  
 999 ————— *Gibba?*  
 1000 ————— *Otaheitana*  
 1000*a* ————— ————— var.

### *SCARABUS.*

- 1001 *Scarabus Imbrium*  
 1002 ————— *plicatus*

### *AURICULA.*

- 1003 *Auricula Midæ*, several specimens  
 1004 ————— *Judæ*  
 1005 ————— *Auricella*  
 1006 ————— *Felis*  
 1007 ————— *Nucleus*

*Obs.* From this place we resume the nomenclature of Lamarck.

**CYCLOSTOMA.**

- 1008 *Cyclostoma Volvulus*, many specimens  
 1008a ————— an varietas? several specimens  
 1009 ————— *unicarinatum*  
 1010 ————— *ligatum*  
 1011 ————— *elegans*  
 1012 ————— *foliaceum*, Turbo foliaceus, Dillw.  
 1013 ————— *Jamaicense*, Turbo *Jamaicensis*,  
 Chemn. XI. t. 209, f. 2057, 2058  
 1014 ————— *fimbriatum*, Turbo *fimbriatus*, Budgin MS. (not *Cyclost. fimbriata*, Lam.)  
 1015 ————— *fimbriatulum*  
 1016 ————— *unifasciatum*  
 1017 ————— *striatum*, Turbo *striatus*, Budgin MS.  
 1018 ————— *subrufum*, Turbo *subrufus*. Id.  
 1019 —————  
 1020 —————  
 1021 —————

**HELICINA, (Gray, in Zoological Journal.)**

- 1022 *Helicina pulchella*  
 1023 ————— *Brownii*  
 1024 ————— *Maugerii?*  
 1025 ————— *Tankervillii*, Gray, in Zool. Journal, vol. I.—*Obs.* In general form this species resembles *H. pulchella*, Gray; it is, however, much larger, and distinguished moreover by its strongly crenulated sharp keel. Locality not known.

**PLANORBIS.**

- 1026 *Planorbis corneus* var.? from Nova Scotia  
 1027 ————— *carinatus*, from Tranquebar  
 1028 ————— *Guadaloupensis*

*PHYSA.*

- 1029 *Physa castanea*  
 1030 ——— fontinalis var.? from Canada  
 1031 ——— rivalis, *Helix*, *Maton and Rackett*

*LIMNÆA.*

- 1032 *Limnæa stagnalis*  
 1033 ——— palustris var.? from Canada. An fortius, L. Virginiana, *Lam.*?  
 1034 ——— rufescens, *Gray*. See Sowerbys' Genera of Shells, an L. acuminata? *Lam.*  
 1035 ——— auricularia  
 1036 ——— timorensis  
 1037 ——— Pacifica, *Helix Pacifica*, *Budgin MS.*  
 From the South Sea Islands  
 1038 ——— corrugata, *Helix corrugata*, *Budgin MS.*  
 From Georgia  
 1039 ——— subglobosa

*MELANIA.*

- 1040 *Melania punctata*  
 1041 ——— subulata?  
 1042 ——— decollata  
 1043 ——— lævigata? From the Matavai River, Otaheite  
 1044 ——— amarula, (a) decorticata, (b) spirâ brevior, spinis majusculis, paucis  
 1045 ——— setosa, *Sw.*  
 1046 ——— spinulosa  
 1047 ——— carinifera?  
 1048 ——— truncatula?  
 1048a ——— inermis  
 1049 ———  
 1050 ———  
 1051 ———  
 1052 ———  
 1053 ———  
 1054 ———



*MELANOPSIS.*

- 1055 *Melanopsis lævigata*  
 1056 ————— *labiata*

*PIRENA.*

- 1057 *Pirena terebralis*, several specimens, one of them young  
 1058 ————— *spinosa*  
 1059 ————— *aurita*  
 1059a ————— an merè, *P. auritæ testæ juniores?* an species distincta?  
 1060 ————— *sinuata*, *Buccinum sinuatum*, Dillw.

*PALUDINA.*

- 1061 *Paludina vivipara*  
 1062 ————— an var. *P. viviparæ*, sine fasciis?  
*P. unicolor*, Sw.  
 1063 ————— *Bengalensis*, *P. elongata*, Sw. Zool. Illus.  
 1064 ————— *unicolor*  
 1065 ————— *carinata*, Swainson Illus.  
 1066 ————— *impura*  
 1067 ————— *parva*, *Helix parva*, Budgin MS. from Danes Island  
 1068 ————— *viridis*, *Helix viridata*, Budgin MS. from Virginia  
 1069 ————— *olivacea*  
 1070 ————— *bicolor*

*AMPULLARIA.*

- 1071 *Ampullaria Cornu—Arietis*, Sowerbys' Genera of Shells. *Planorbis*, Lam.  
 1072 ————— *Guyanensis*, *A. globosa*, Sw. Illus.  
 1073 ————— *rugosa*  
 1074 ————— *fasciata*, Lam. and Sw. Zool. Ill.  
 1074a ————— *fasciata* var. Sw. in Bligh Catalogue

- 1075 *Ampullaria fasciata* var. *monstrosa*  
 1076a ————— *canaliculata?* spirâ erosâ  
 1076 ————— *effusa*, many varieties  
 1077 ————— *carinata*, Sw. (not of Lam.)  
 1078 ————— *Avellana*; undoubtedly a marine  
                   snell, as Bruguière suspected, notwithstanding  
                   Lamarck's assertion that it is a river shell  
 1079 ————— *intorta*  
 1080 ————— *chlorostoma*, *A. luteostoma*, Swain.  
                   *A. effusa*, De Fer MS.  
 1081 ————— *oblonga*, Swain. Zool. III.  
 1082 ————— *reflexa*, Swain. Zool. III.  
 1083 ————— *corrugata*, Swain. Zool. III.  
 1084 ————— *sordida?* Swain. Zool. III.  
 1085 —————  
 1086 ————— ——— not umbilicated, it never-  
                   theless appears to be distinct from Swainson's  
                   *A. crassa*  
 1087 —————  
 1088 —————  
 1089 ————— *megastoma*

### NAVICELLA.

- 1090 *Navicella elliptica*  
 1091 ————— *tessellata*, from Timor and Sumatra  
 1092 ————— *suborbicularis*

### NERITINA.

- 1093 *Neritina pulligera*, (a) from Tranquebar, (b)  
                   from the Nicobar Islands  
 1094 ————— *Canalis*  
 1095 ————— *dubia*  
 1096 ————— *Zebra*  
 1097 ————— *Zigzag*  
 1098 ————— *Gagates*, from Sumatra  
 1099 ————— *lugubris?*

- 1100 Neritina Corona  
 1101 ————— brevispinosa  
 1102 ————— *spinosa* Budgin MS. Species N. coronæ valdè affinis, sed magis elongata, spinis brevibus, epidermide viridi-fuscâ, strigis nigris. From Otaheite. An potius varietas N. Coronæ?  
 1103 ————— crepidularia. Nerita purpurea, Budgin, from Tranquebar, (*a*) var. from Danes Island, Wampona, N. gracilentata, Budgin  
 1104 ————— auriculata, Sumatra  
 1105 ————— Domingensis?  
 1106 ————— fasciata, (*a*) varietates?  
 1107 ————— semiconica  
 1108 ————— strigilata; several specimens from Sumatra  
 1109 ————— Meleagris  
 1110 ————— Virinea  
 1111 ————— viridis  
 1112 ————— punctulata, *De Ferussac*, Nerita aperta, Budg.  
 1113 ————— Pupa, Nerita Pupa, Dillw.  
 1114 ————— reticulata, Nerita reticulata, Budgin. An varietas N. virineæ  
 1115 ————— *granosa*  
 1116 —————  
 1117 ————— ————— from China  
 1118 ————— ————— from Tranquebar  
 1119 —————

### *NERITA.*

- 1120 Nerita Exuvia  
 1121 ————— textilis  
 1122 ————— ornatus  
 1123 ————— Peloronta  
 1124 ————— Chlorostoma?  
 1125 ————— atratus

- 1126 *Nerita politus*, numerous varieties; (a) testâ transversim striatâ; (b) ore aurantiaco  
 1127 ——— albicillus  
 1128 ——— Chamæleon  
 1129 ——— versicolor  
 1130 ——— Ascensionis  
 1131 ——— Malaccensis?  
 1132 ——— scabricostatus  
 1133 ——— plicatus  
 1134 ——— tessellatus  
 1135 ——— Antillarum, Dillw. (Chemn. v. t. 192. f. 1987.)  
 1136 ——— undatus  
 1136<sub>a</sub> ——— ——— var.  
 1137 ——— maximus? Dillw.  
 1138 ——— ——— I believe this to be undescribed, but the characters of most of the species are so vague that it cannot be ascertained at present. From the Nicobar Islands.  
 1139 ———

### *NATICA.*

- 1140 *Natica glaucina*  
 1141 ——— Albumen  
 1142 ——— mammillaris  
 1143 ——— Mammilla  
 1144 ——— melanostoma  
 1145 ——— aurantiaca  
 1146 ——— conica  
 1147 ——— plumbea  
 1148 ——— Canrena, many specimens and varieties  
 1149 ——— cruentata  
 1150 ——— millepunctata  
 1151 ——— Vitellus  
 1152 ——— helvacea, *N. spadicea*, Swainson  
 1153 ——— rufa  
 1154 ——— unifasciata?

- 1155 *Natica lineata*  
 1156 ——— *fulminea*, and varieties  
 1157 ——— *Marochiensis*  
 1158 ——— *arachnoidea*  
 1159 ——— *Zebra*  
 1160 ——— *Chinensis*  
 1161 ——— *cancellata*  
 1162 ——— *Maura*, Encycl. 453, f. 4.  
 1163 ——— *collaris*, *Nerita collari ornata*, &c.  
     Chemn. v. t. 187, f. 1895, *a* and *b*  
 1164 ——— *Orientalis* B. Dillw.; *eburnea*, Chemn. v.  
     188, f. 1904,  
 1165 ——— *Maroccana*, Chemn. v. t. 188, f. 1909,  
     1910  
 1166 ——— *glaucina* of British Authors  
 1167 ——— an *varietas* *N. millepunctatæ*?  
 1168 ——— *Forskælii*, Chemn. xi. t. 197, f. 1901,  
     1902  
 1169 ——— Say  
 1170 ——— *violacea*, Budgin MS.  
 1171 ——— *effusa*, Swainson; *varietates absque*  
     *maculis castaneis*  
 1172 ——— ———  
 1173 ——— ——— from Ceylon  
 1174 ——— *nebulosa*, *Nerita nebulosa*, Budgin.  
     The painted breast Snail from China  
 1175 ——— *marmorata*, *Nerita marmorata*, Budg.  
 1176 ——— *torquata*, *Nerita*, Budgin  
 1177 ——— *maculata*, *Nerita*, *Ulysses*, according  
     to Dillwyn, who ranks this as a var. of  
     *N. canrena*, Chemn. v. t. 187, f. 1876 to 1880;  
     (*a*) var. *notabilis*, *Nerita tessellata*, Budgin;  
     (*b*) var. *lineato-maculata*  
 1178 ——— *nigra*. *Nerita nigrata*, Budgin  
 1179 ——— *fluctuata*  
 1180 ———  
 1181 ———  
 1182 ———

*IANTHINA.*

- 1183 *Ianthina communis*, many specimens  
 1184 ———— *globosa*, Swain.  
 1185 ———— *exigua*

*SIGARETUS.*

- 1186 *Sigaretus haliotoideus*  
 1187 ———— *concausus*  
 1188 ———— *Leachii*, *Cryptostoma Leachii*, De  
           Blain.  
 1189 ———— *cancellatus*

*STOMATELLA.*

- 1190 *Stomatella imbricata*  
 1191 ———— *sulcifera*  
 1192 ———— *auricula*  
 1193 ———— *planulata*

*STOMATIA.*

- 1194 *Stomatia Phimotis*  
 1195 ———— *duplicata*  
 1196 ———— *obscurata*

*HALIOTIS.*

- 1197 *Haliotis Midæ*  
 1198 ———— *Iris*  
 1199 ———— *tubifera*  
 1200 ———— *excavata*  
 1201 ———— *Australis*  
 1202 ———— *tuberculata*  
 1203 ———— *striata* ?  
 1204 ———— *asinina*  
 1205 ———— *glabra*  
 1206 ———— *lamellosa*

- 1207 *Haliotis asinina*  
 1208 ———— *tricastalis*, two remarkably fine specimens  
 1209 ———— *pulcherrima*, Dillw.  
 1210 ———— *virginea*, Dillw.  
 1211 ———— *varia*, Dillw.  
 1212 ———— *gigantea*, Dillw.  
 1213 ———— *Cracherodii*, Leach  
 1214 ———— *Californiensis*, Swains.  
 1215 ————  
 1216 ————  
 1217 ————  
 1218 ————  
 1219 ————  
 1220 ————  
 1221 ————  
 1222 ————  
 1223 ————  
 1224 ————  
 1225 ————  
 1226 ————

*TORNATELLA.*

- 1227 *Tornatella flammea*  
 1228 ———— *solidula*  
 1229 ———— *fasciata*  
 1230 ———— *nitidula*  
 1231 ———— *solidula* var.?

*PYRAMIDELLA.*

- 1232 *Pyramidella Terebellum*  
 1233 ———— *dolabrata*  
 1234 ———— *plicata*  
 1235 ———— *maculosa*  
 1235<sup>a</sup> ———— *maculosa* var. *nebulosa*  
 1236 ———— *solida*

*SCALARIA.*

- 1237 *Scalaria pretiosa*  
 1238 ————— *coronata*  
 1239 ————— *varicosa*  
 1240 ————— *communis*  
 1241 ————— *raricostata*  
 1242 ————— *principalis*, *Turbo principalis*,  
 Chemn. iv. t. 152, f. 1428  
 1243 ————— *Clathratulus*, *Turbo clathratulus*,  
*auctorum*  
 1244 —————  
 1245 —————  
 1246 —————  
 1247 —————

*DELPHINULA.*

- 1248 *Delphinula laciniata*, many fine specimens  
 1248<sup>a</sup> ————— a singularly distorted  
 specimen  
 1249 ————— *distorta*  
 1250 ————— *trigonostoma*

*RISSOA.*

*De Blainv. Dict. des Sciences nat. article Mollusques.*

- 1250 *Rissoa acuta*  
 1251 ————— *labiosa*, *Turbo labiosus*, Mont.  
 1252 ————— *parva*, *Turbo parvus*, Mont.  
 1253 ————— *striata*, *Turbo striatus*, Mont.

*SOLARIUM.*

- 1254 *Solarium perspectivum*  
 1255 ————— *granulatum*  
 1256 ————— *lævigatum*  
 1257 ————— *stramineum*  
 1258 ————— *hybridum*  
 1259 ————— *variegatum*



*ROTELLA.*

- 1260 *Rotella lineolata*, and *rosea*, very numerous varieties

*TROCHUS.*

- 1261 *Trochus imperialis*, several specimens  
 1262 ———— *longispinosus*  
 1263 ———— *solaris*  
 1264 ———— *Indicus*  
 1265 ———— *brevispinosus*?  
 1266 ———— *stellaris*  
 1267 ———— *rhodostomus*  
 1268 ———— *inermis*  
 1269 ———— *agglutinans*  
 1270 ———— *cælatus*  
 1271 ———— *Tuber*  
 1272 ———— *Magus*  
 1273 ———— *Merula*  
 1274 ———— *argyrostomus*  
 1275 ———— *Cookii*  
 1276 ———— *Niloticus*  
 1277 ———— *pyramidalis*  
 1278 ———— *noduliferus*  
 1279 ———— *cærulescens*  
 1280 ———— *Obeliscus*  
 1281 ———— *virgatus*  
 1282 ———— *maculatus*  
 1283 ———— *squarrosus*  
 1284 ———— *incrassatus*  
 1285 ———— *flammulatus*?  
 1286 ———— *elatus*, *Trochus Conus*, *Dillw.*  
 1287 ———— *Mauritianus*  
 1288 ———— *imbricatus*  
 1289 ———— *concevus*  
 1290 ———— *ziziphinus*  
 1291 ———— *Conulus*  
 1292 ———— *jujubinus*

- 1293 *Trochus annulatus*  
 1294 ————— *doliarius*; (a) a specimen with a  
                   *Crepidula* attached  
 1295 ————— *granulatus*  
 1296 ————— *Granatum*  
 1297 ————— *Iris*  
 1298 ————— *Calliferus*, from Ceylon  
 1299 ————— *undatus*  
 1300 ————— *Pharaonis*, several varieties  
 1301 ————— *excavatus*  
 1302 ————— *Carneolus*  
 1303 ————— *erythroleucos*?  
 1304 ————— *dentatus* var. Dillw.  
 1305 ————— *undulatus*  
 1306 ————— ————— New Zealand  
 1307 ————— ————— Ditto  
 1308 ————— ————— Tranquebar  
 1309 ————— ————— King George's Sound  
 1310 —————  
 1311 —————  
 1312 —————  
 1313 —————  
 1314 —————  
 1315 —————  
 1316 ————— *regius*, Dillw.  
 1317 —————  
 1318 —————  
 1319 —————  
 1320 —————  
 1321 —————  
 1322 —————  
 1323 —————  
 1324 —————  
 1325 —————  
 1326 —————  
 1327 —————  
 1328 —————  
 1329 —————

- 1330 Trochus  
 1331 —————  
 1332 —————  
 1333 —————  
 1334 —————  
 1335 —————  
 1336 —————

*ODONTIS\**.

- 1337 Odontis Pagodus  
 1338 ————— Tectum Persicum  
 1339 ————— coronaria  
 1340 ————— Ægyptiaca  
 1341 ————— Modulus  
 1342 ————— Tectum  
 1343 ————— Labeo  
 1344 ————— Australis  
 1345 ————— fragarioides  
 1346 ————— constricta  
 1347 ————— canaliculata  
 1348 ————— sulcata, Turbo sulcatus, Budgin  
 1349 —————  
 1350 —————  
 1351 —————  
 1352 —————  
 1353 ————— nigra, Trochus niger, Budgin  
 1354 ————— nigrescens, Trochus nigrescens, Id.  
 1355 ————— reticulata, Trochus reticulatus, Id.  
 1356 ————— marmorata, ————— marmoratus, Id.  
 1357 —————  
 1358 ————— maculosa, ————— maculosus, Id.  
 1359 —————  
 1360 —————  
 1361 ————— variegata, ————— variegatus, Id.  
 1362 ————— virescens, ————— virescens, Id.

---

\* Altered from Monodonta, which every Greek Scholar will perceive to be inadmissible.

- 1363 *Odontis*  
 1364 —————  
 1364*a* ————— *rosea*  
 1364*b* ————— — from the South Seas

*TURBO.*

- 1365 *Turbo marmoratus*  
 1366 ————— *imperialis*  
 1367 ————— *torquatus*  
 1368 ————— *Sarmaticus*, in various stages of growth  
 1369 ————— *cornutus*  
 1370 ————— *argyrostomus*, in various stages and  
                   varieties  
 1371 ————— *chrysostomus*, ditto  
 1372 ————— *radiatus*  
 1373 ————— *margaritaceus*  
 1374 ————— *setosus*  
 1375 ————— *Spenglerianus*  
 1376 ————— *petholatus*, very numerous and beauti-  
                   ful varieties  
 1377 ————— *undulatus*  
 1378 ————— *Pica*  
 1379 ————— *versicolor*  
 1380 ————— *Smaragdus*  
 1381 ————— *Cidaris*  
 1382 ————— *diaphanus*  
 1383 ————— *rugosus*, in various stages of growth  
 1383*a* ————— *rugosus* var. *muticus*  
 1384 ————— *coronatus*; (*a*) *umbilicatus*, *umbilico*  
                   *parvo*  
 1385 ————— *crenulatus*? an potius species distincta?  
 1386 ————— *Hippocastanum*  
 1387 ————— *muricatus*  
 1388 ————— *littoreus*  
 1389 ————— *ustulatus*  
 1390 ————— *Nicobaricus*  
 1391 ————— *neritoides*

- 1392 Turbo aculeatus, Dillw.  
 1393 ——— zigzag, *Maton and Rackett*  
 1394 ——— rugosus var.? *Cochlea lunaris rubi-*  
*cunda*, &c. *Chemn. v. t. 181, f. 1803, 1804*  
 1395 ——— an varietas, *T. setosi*, No. 1374? an  
*Turbo Cochlus*, Dillw.?  
 1396 ——— cærulescens, Lam.  
 1397 ———  
 1398 ———  
 1399 ———  
 1400 ———  
 1401 ——— *bicarinatus*  
 1402 ——— *tæniatus*  
 1403 ———  
 1404 ———  
 1405 ———  
 1406 ——— niger, *T. nigratus*, Budgin MS.  
 1407 ———  
 1408 ———  
 1409 ———  
 1410 ———  
 1411 ———  
 1412 ———

### PLANAXIS.

- 1413 *Planaxis undulatus*, Bucc. porphyrium, Solan-  
 der MS.  
 1414 ——— semisulcatus, Sowerbys' Genera of  
 Shells  
 1415 ——— mollis, Id.  
 1416 ——— sulcatus  
 1417 ——— lineatus, Bucc. lineatum auct.  
 1418 ——— *planicostatus*

### PHASIANELLA.

- 1419 *Phasianella bulimoides*, about 50 magnificent  
 varieties

- 1420 Phasianella rubens  
 1421 ————— variegata, several remarkably beautiful varieties  
 1422 ————— Pullus, *Turbo Pullus*, Lam.  
 1423 ————— Peruviana  
 1424 ————— angulifera, numerous varieties, *Turbo Porphyrius*, Solander MS.  
 1425 —————  
 1426 —————  
 1427 —————  
 1428 —————  
 1429 —————  
 1430 —————  
 1431 —————  
 1432 ————— *reticulata*, *Turbo reticulatus*, Budg. MS,

### TURRITELLA.

- 1433 Turritella duplicata  
 1434 ————— Terebra, (*Turbo Archimedis*, Dillw.) several fine specimens, of which one measures  $6\frac{5}{8}$  inches in length: it has 33 volutions  
 1435 ————— imbricata  
 1436 ————— replicata  
 1437 ————— bicingulata  
 1438 ————— exoleta  
 1439 ————— *cingulata*  
 1440 ————— ————— *Turbo Terebra*, Dillw.  
 1441 ————— *obsoleta*, *Turbo obsoletus?* Dillw.  
 1442 ————— *cingulifera*  
 1443 —————  
 1444 —————  
 1445 —————  
 1446 —————  
 1447 ————— *striata*, *Turbo striatus*, Budg. MS.  
 1448 —————  
 1449 ————— *spirata*

## CERITHIUM.

- 1450 Cerithium palustre  
 1451 ————— sulcatum  
 1452 ————— Telescopium  
 1453 ————— ebeninum  
 1454 ————— nodulosum  
 1455 ————— vulgatum  
 1456 ————— Obeliscus  
 1457 ————— granulatum, Martini, iv. t. 157,  
     f. 1492  
 1458 ————— Aluco  
 1459 ————— Erythræum?  
 1460 ————— muricatum  
 1461 ————— asperum; (*a*) varietas  
 1462 ————— lineatum  
 1463 ————— Vertagus  
 1463<sub>a</sub> ————— var. Martini, iv. t. 156,  
     f. 1479  
 1464 ————— fasciatum  
 1465 ————— tuberculatum  
 1466 ————— Clava, *Murex Clava*, *Dillw.*  
 1467 —————  
 1468 —————  
 1469 ————— granulatum, Encycl. Meth. t. 442,  
     f. 4  
 1470 —————  
 1471 —————  
 1472 —————  
 1473 —————  
 1474 —————  
 1475 —————  
 1476 —————  
 1477 —————  
 1478 —————  
 1479 —————  
 1480 —————  
 1481 —————

- 1482 Cerithium  
 1483 \_\_\_\_\_  
 1484 \_\_\_\_\_  
 1485 \_\_\_\_\_  
 1486 \_\_\_\_\_  
 1487 \_\_\_\_\_  
 1488 \_\_\_\_\_

### PLEUROTOMA.

- 1489 Pleurotoma muricata  
 1490 \_\_\_\_\_ interrupta?  
 1491 \_\_\_\_\_ cincta?  
 1492 \_\_\_\_\_ Virgo  
 1493 \_\_\_\_\_ Babylonica  
 1494 \_\_\_\_\_ undosa  
 1495 \_\_\_\_\_ marmorata  
 1496 \_\_\_\_\_ tigrina  
 1497 \_\_\_\_\_ nodifera  
 1498 \_\_\_\_\_ cingulifera  
 1499 \_\_\_\_\_ Australis, Murex Turris australis,  
 Chemn. x. t. 190, f. 1827 and 1828  
 1500 \_\_\_\_\_ gibbosa, Murex gibbosus, Dillw.  
 1501 \_\_\_\_\_ an *P. muricatae* var.? an potius  
 species distincta?  
 1502 \_\_\_\_\_ fascialis  
 1503 \_\_\_\_\_ *cryptorrhapha*  
 1504 \_\_\_\_\_ lineata, two pale coloured, but  
 very large specimens  
 1505 \_\_\_\_\_  
 1506 \_\_\_\_\_  
 1507 \_\_\_\_\_  
 1508 \_\_\_\_\_  
 1509 \_\_\_\_\_  
 1510 \_\_\_\_\_ Taxus, Chemn. x. t. 162, f. 1550,  
 1551.—*Obs.* There can be no doubt that Chem-  
 nitz's shell is an accidental variety of this  
 shell



- 1511 *Pleurotoma Javanus*, *Murex Javanus*, Linnæi,  
Chemn. iv. t. 143, f. 1336 to 1338

### TURBINELLA.

- 1512 *Turbinella Scolymus*  
 1513 ————— *Rapa*; (*a*) *testâ sinistrorsâ*  
 1514 ————— *Napus*  
 1515 ————— *Pyrum*  
 1516 ————— *pugillaris*  
 1517 ————— *Rhinoceros*  
 1518 ————— *cornigera*  
 1519 ————— *Ceramica*  
 1520 ————— *Capitellum*  
 1521 ————— *Globulus*  
 1522 ————— *rustica*  
 1523 ————— *cingulifera*  
 1524 ————— *polygona*  
 1525 ————— *carinifera*  
 1526 ————— *Infundibulum*  
 1527 ————— *craticulata*  
 1528 ————— *lineata*  
 1529 ————— *Aplustre*, *Murex amplustre*, Chemn.  
 xi. t. 191, f. 1841, 1842. *The American Flag*  
*Buccinum*, Martin.  
 1530 ————— *prismatica*, *Murex prismaticus*,  
 Dillw.  
 1531 ————— *Nassatula*?  
 1532 ————— *ocellata*  
 1533 ————— *chlorostoma*  
 1534 ————— *fasciata*, *Mur. fasciatus*, Budg. MS.  
 1535 ————— *Fusus*  
 1535a —————

### CANCELLARIA.

- 1536 *Cancellaria reticulata*  
 537 ————— *scalarina*  
 1538 ————— *cancellata*

- 1539 *Cancellaria senticosa*  
 1540 ————— *Citharella*, Bucc. Alauda, Soland.  
 MS.  
 1541 ————— *elegans*, *Sowerbys' Genera of Shells*  
 1542 ————— an *varietas*?  
 1543 ————— *oblonga*  
 1544 ————— *nodulifera*

### FASCIOLARIA.

- 1545 *Fasciolaria Tulipa*, many fine varieties  
 1546 ————— *distans*  
 1547 ————— *Trapezium*  
 1548 ————— *aurantiaca*  
 1549 ————— *filamentosa*  
 1550 ————— *coronata*?  
 1551 ————— an *varietas*, *F. Trapezii*? *lineis coloratis obsoletis*, *magnitudine giganteâ*; (*a*) *testa junior*  
 1552 ————— *papillosa*  
 1553 ————— *Princêps*  
 1554 ————— an *varietas F. aurantiacæ*? an *species distincta*?

### FUSUS.

- 1555 *Fusus colosseus*; (*a*) with its epidermis; (*b*) with its point accidentally distorted  
 1556 — longissimus  
 1957 — *Colus*; (*a*) with a singularly distorted canal  
 1558 — *tuberculatus*  
 1559 — *Nicobaricus*  
 1660 — *distans*?  
 1660*a* — an *varietas*, *F. Nicobarici*? an *species distincta*?  
 1661 — *torulosus*.—*Obs.* There are no specimens precisely according with the description or figure of this shell, in the collection; we sus-

pect, however, that the shells we have marked 1558, *Fusus tuberculatus*, belong rather to this species, if indeed it be distinct.

- 1562 *Fusus incrassatus*  
 1563 — *carinatus*  
 1564 — *probosciferus*, *Fusus Aruanus*, Swains.  
 Exot. Conch.  
 1565 — *Islandicus*  
 1566 — *Morio*. This and the following shell are obviously varieties of the same species, though separated by Lamarck.  
 1567 — *coronatus*  
 1568 — *Corona*  
 1569 — *filosus*  
 1570 — *verruculatus*  
 1571 — *lignarius*  
 1572 — *Syracusanus*  
 1573 — *Cochlidium*  
 1574 — *Antiquus*  
 1575 — *Raphanus*  
 1576 — *sinistralis*  
 1577 — *Nifat*  
 1578 — *articulatus*  
 1579 — *contrarius*  
 1580 —  
 1581 —  
 1582 — *cariniferus?* *Encycl. Meth. t. 423, f. 3*  
 1583 —  
 1584 —  
 1585 —  
 1586 —  
 1587 —  
 1588 —  
 1589 —  
 1590 —  
 1591 —  
 1592 —  
 1593 —

- 1594 *Fusus*  
 1595 ———  
 1596 ———  
 1597 ———  
 1598 ———  
 1599 ———  
 1600 ———  
 1601 ———

*PYRULA.*

- 1602 *Pyrula canaliculata*  
 1603 ——— *Carica*  
 1604 ——— *perversa*  
 1605 ——— *Candelabrum*  
 1606 ——— *Tuba, two varieties*  
 1607 ——— *bucephala*  
 1608 ——— *Vespertilio*  
 1609 ——— *Melongena*  
 1610 ——— ——— *var. mutica*  
 1611 ——— ——— ——— *fusco-nigricans.*

An species distincta ?

- 1612 ——— *reticulata*  
 1613 ——— *Ficus*  
 1614 ——— *ventricosa*, Chemn. III. t. 66, f. 733  
 1615 ——— *gracilis*  
 1616 ——— *ficoides*  
 1617 ——— *spirata*  
 1618 ——— *Ternatana*  
 1619 ——— *Bezoar*  
 1620 ——— *Rapa*  
 1621 ——— ——— *var. foliacea*  
 1622 ——— *papyracea*  
 1623 ——— *Galeodes*  
 1624 ——— *angulata*  
 1625 ——— *nodosa*  
 1626 ——— *citrina*  
 1627 ——— *squamosa var. ?*

- 1628 *Pyrula neritoidea*  
 1628b ——— *Spirillus*  
 1629 ——— *coarctata*, Nobis  
 1630 ——— ——— *testâ sinistrorsâ*  
 1631 ———

### STRUTHIOLARIA.

- 1632 *Struthiolaria nodulosa*  
 1633 ——— *inermis*, Sowerbys' Genera of  
 Shells  
 1634 ——— *oblita*

### RANELLA.

- 1635 *Ranella gigantea*  
 1636 ——— *leucostoma*, several specimens, one with  
 its epidermis  
 1636a ——— ——— var. *ultimo anfractu tuber-*  
*culis seriebus duabus cincto*  
 1637 ——— *Argus*  
 1638 ——— *Crumena*. One specimen only has the  
 orange red aperture mentioned by Lam. We  
 are strongly inclined to suspect that the others  
 form a distinct species: they are marked  
 1638 a.  
 1638b ——— *Crumena*.—*Obs.* The two specimens  
 bearing this number appear to be a distinct  
 variety of the last, in which the tubercles on  
 the varices are lengthened into spines: it has  
 not the depressed appearance of *R. spinosa*.  
 1639 ——— *spinosa*; (*a*) var. *spinâ superiore varicis*  
*dichotomâ*  
 1640 ——— *bufonia*, (*a*) var. *ore fusco*  
 1641 ——— *verrucosa*  
 1642 ——— *granifera*  
 1643 ——— *bitubercularis*  
 1644 ——— *Gyrinus*, *Murex Gyrinus*, Linn. *Ranella*  
*ranina*, Lam.  
 1645 ——— *pulchella*

*MUREX.*

- 1646 *Murex cornutus*; (*a*) triplici cornuum serie  
 1647 ——— *Brandaris*  
 1648 ——— *crassispinosus*  
 1649 ——— *tenuispinosus*  
 1650 ——— *rarispinosus*  
 1651 ——— *ternispinosus*  
 1652 ——— *brevispinosus*  
 1653 ——— *Haustellum*  
 1654 ——— *inflatus*. Notwithstanding Lamarck's opinion that this and the following are distinct, we cannot at present decide to which of them many specimens belong.  
 1655 ——— *elongatus*  
 1656 ——— *Palma-Rosæ*  
 1657 ——— *Calcitrapa*  
 1658 ——— *adustus*  
 1659 ——— *rufus*  
 1660 ——— *Axicornis*  
 1661 ——— *cervicornis*  
 1662 ——— *microphyllus*  
 1663 ——— *Capucinus*  
 1664 ——— *asperrimus*  
 1665 ——— *acanthopterus*  
 1666 ——— *tripterus*  
 1667 ——— *fimbriatus*, Swainson in Bligh Catalogue  
 1668 ——— *uncinarius*  
 1669 ——— *gibbosus*  
 1670 ——— *triqueter*  
 1671 ——— *saxatilis*  
 1672 ——— *Brassica*  
 1673 ——— *regius*, Swainson's Exot. Conch.  
 1674 ——— *Endivia*; (*a*) *varietas notabilis*  
 1675 ——— *Radix*  
 1676 ——— *an varietas M. saxatilis, Lam?*  
 1677 ——— *melanamathos*

- 1678 *Murex hexagonus*  
 1679 ——— *Scorpio*  
 1680 ——— *secundus*  
 1681 ——— *turbinatus*, numerous varieties  
 1682 ——— *anguliferus*; (*a*) *tuberculis spinoso-*  
*muricatis*, *spinis recurvis*; (*b*) *spinis recur-*  
*vis*, *serratis*.  
 1683 ——— *Melonulus*  
 1684 ——— *Magellanicus*  
 1685 ——— *lamellosus*  
 1686 ——— *Erinaceus*  
 1687 ——— *scaber*?  
 1688 ——— *costularis*?  
 1689 ——— *vitulinus*  
 1690 ——— *crispatus*  
 1691 ——— *fenestratus*  
 1692 ——— *concatenatus*  
 1693 ——— *Brandaris*, Dillw. var.  
 1694 ——— *Scorpio*, var. *albus*; (*a*) *frondibus di-*  
*latatis brevissimis*; (*b*) *frondibus dilatatis*  
*longioribus*; (*c*) *frondibus dilatatis longis*,  
*spirâ brevior*; (*d*) *testa junior*.  
 1695 ——— an varietas *M. brevispinosi*  
 1696 ——— an varietas *M. Palma-Rosæ*  
 1697 ———  
 1698 ———  
 1699 ———  
 1700 ——— *Erinaceus*, *Encycl. Meth.* 421. f. 1?  
 1701 ——— an var. *M. Trunculi*?  
 1702 ——— an var. *M. Brassicæ*?  
 1703 ——— *Monodon*, *Martini*, III. t. 105, f. 987-8  
 1704 ——— *Monodon* var.  
 1705 ——— an spec. nov. from the South Seas?  
 1706 ——— an spec. nov. from Tranquebar?  
 1707 ——— an var. *Muricis elongati*?

## TRITON.

- 1708 Triton variegatus  
 1709 ——— nodiferus  
 1710 ——— Australis : (a) monstrum  
 1711 ——— Lampas  
 1712 ——— Scrobiculator  
 1713 ——— Spengleri  
 1714 ——— corrugatus, four specimens, two of  
       which have their epidermis  
 1715 ——— succinctus, several with the epidermis  
 1716 ——— Pileare  
 1717 ——— Lotorium  
 1718 ——— Femorale  
 1718<sup>a</sup> ——— Femorale, var. notabilis, latissima, aper-  
       turâ expansâ  
 1719 ——— Pyrum ; (a) var. splendida, labio in-  
       terno varicibusque nigro-maculatis  
 1720 ——— cynocephalus  
 1721 ——— Tripus  
 1722 ——— canaliferus  
 1723 ——— retusus  
 1724 ——— Clavator  
 1725 ——— tuberosus ; (a) var. fusca, cingulo prope  
       anfractûs basim albido  
 1726 ——— chlorostoma  
 1727 ——— Anus  
 1728 ——— clathratus  
 1729 ——— cancellatus  
 1730 ——— maculosus  
 1731 ——— clandestinus  
 1732 ——— Rubecula  
 1733 ——— cutaceus  
 1734 ——— doliarius  
 1735 ——— undosus  
 1736 ——— affinis, Gmel.  
 1737 ——— var. T. succincti, testâ albidâ, cingulis  
       elevatis, fuscis .



- 1738 Triton maculosus var. an potius species distincta, T. maculoso affinis?  
 1739 ———  
 1740 ———  
 1741 ———  
 1742 ———

### ROSTELLARIA.

- 1744 Rostellaria curvirostris  
 1745 ——— rectirostris  
 1746 ——— Pes Pelecani  
 1747 ——— an varietas ejusdem? an potius species distincta?

### PTEROCERAS.

- 1748 Pteroceras truncatum  
 1749 ——— Lambis; (*a*) var. digitis senis  
 1750 ——— elongatum, Pterocera elongata,  
*Swains.*  
 1751 ——— Millepeda  
 1752 ——— Scorpio  
 1753 ——— aurantiacum, Pt. Aurantia, *Lam.*  
 1754 ——— purpuratum, Pterocera purpurata,  
*Swains.*  
 1755 ——— Chiragra, and var.  
 1756 ——— an testa junior, Pt. truncati var.?

### STROMBUS.

- 1757 Strombus Gigas  
 1758 ——— accipitrinus  
 1759 ——— latissimus  
 1760 ——— tricornis  
 1761 ——— Gallus; (*a*) var. spirâ brevi  
 1762 ——— bituberculatus, *St. lobatus*, *Swains.*  
 1763 ——— cristatus  
 1764 ——— bubonius

- 1763a *Strombus lentiginosus*  
 1764a ———— *Auris-Dianæ*; (*a*) var. *absque striis transversis*  
 1765 ———— *Pacificus*, Swains.; (*a*) *labio externo supernè cristatim inciso*  
 1766 ———— *melanostomus*, *S. Melastomus*, Swains. in Bligh Catalogue  
 1767 ———— *Pugilis*; (*a*) *Strombus Sloanii*, Leach.  
 1768 ———— *pyrulatus*; (*a*) var. *albicans*  
 1769 ———— *gibberulus*  
 1770 ———— *Luhuanus*  
 1771 ———— *Mauritianus*, *S. cylindricus*, Swains.  
 1772 ———— *Canarium*  
 1773 ———— *Isabella*  
 1774 ———— *vittatus*  
 1775 ———— *Epidromis*  
 1776 ———— *Columba?* *St. Tankervillii*, Swains.  
 1777 ———— *succinetus*  
 1778 ———— *Froglodytes*, *St. minimus*, Swains.  
 1779 ———— *tridentatus*  
 1780 ———— *plicatus*  
 1781 ———— *Urceus*, varieties; (*a*) *an species distincta?*  
 1782 ———— *floridus*, *St. mutabilis*, Swains. (*a*) var. *minima*  
 1783 ———— *Papilio*, *Str. exustus*, Swains.  
 1784 ———— *lineatus*  
 1785 ———— *marginatus*; (*a*) var. *testâ transversè sulcatâ*  
 1786 ———— *granulatus*, Swains.  
 1787 ———— *variabilis*, Swains.  
 1788 ———— *dilatatus*, Swains. but not of Lam.  
 1789 ———— *crenatus*  
 1790 ———— *an Str. Goliath?* Chemn. xi.  
 1791 ———— *rugosus*  
 1792 ———— *gracilior*

- 1793 *Strombus*, an *St. vittati* varietas? an potiùs species distincta?  
 1794 ——— an gracilior *St. Urcei* varietas, aperturâ angustâ

### CASSIDARIA.

- 1795 *Cassidaria echinophora*  
 1796 ——— *Tyrrhena*  
 1797 ——— *Oniscus*, *Oniscia Oniscus*, Sowerby  
 1798 ——— *tuberculosa*, *Oniscia tuberculosa*, Sowerby

### CASSIS.

- 1799 *Cassis Madagascariensis*  
 1800 ——— *cornuta*  
 1801 ——— *tuberosa*  
 1802 ——— *flammea*  
 1803 ——— *fasciata*  
 1804 ——— *glauca*; (*a*) var. *columellâ basi lævi*  
 1805 ——— *plicaria*  
 1806 ——— *Areola*  
 1807 ——— *Zebra*  
 1808 ——— *decussata*, two varieties  
 1809 ——— *Crumena*?  
 1810 ——— *abbreviata*  
 1811 ——— *rufa*  
 1812 ——— *pennata*  
 1813 ——— *Testiculus*; (*a*) varietas *oblonga*, spirâ depressâ  
 1814 ——— *achatina*  
 1815 ——— *Zeylanica*  
 1816 ——— *sulcosa*; (*a*) var. *minor*, spirâ productâ; (*b*) var. *labio incrassato maximo*, basi *columellæ lævi*; (*c*) var. *testâ lævigatâ*  
 1817 ——— *granulosa*  
 1818 ——— *Saburon*  
 1819 ——— *canaliculata*

- 1820 *Cassis semigranosa*  
 1821 ——— *Vibex*  
 1822 ——— *Erinaceus*  
 1823 ——— *coronulata*  
 1824 ——— *ringens*, Swainson, in Bligh Catalogue.  
           (*see Appendix*)  
 1824a ——— *Pomum, Dolium Pomum*, Lam.  
 1825 ——— *corrugata*, Id.  
 1826 ——— *coarctata*

*RICINULA.*

- 1827 *Ricinula horrida*  
 1828 ——— *clathrata*  
 1829 ——— *arachnoidea*  
 1830 ——— *digitata*; (*a*) var. *fusca*  
 1831 ——— *Morus*  
 1832 ———  
 1833 ———  
 1834 ———  
 1835 ———  
 1836 ———  
 1837 ———  
 1838 ———  
 1839 ———

*PURPURA.*

- 1840 *Purpura Persica*  
 1841 ——— *Rudolphi*  
 1842 ——— *patula*  
 1843 ——— *columellaris*  
 1844 ——— *succinta*; (*a*) var. *rugis costiformi-*  
           *bus paucis, latis, asperis*  
 1844a ——— *textilosa*  
 1845 ——— *Consul*  
 1846 ——— *hæmastoma, Buccinum hæmastoma,*  
           *Chemn. xi.*  
 1847 ——— *armigera*

- 1848 *Purpura bitubercularis*  
 1849 ——— *Hippocastanum*  
 1850 ——— *undata*  
 1851 ——— *hæmastoma?* Lam. *query if P. Bufo.*  
     several varieties  
 1852 ——— *Mancinella*  
 1853 ——— *callosa*  
 1854 ——— *neritoides*  
 1855 ——— *planospira*  
 1856 ——— *callifera*  
 1857 ——— *coronata*  
 1858 ——— *carinifera*  
 1859 ——— *Sacellum*  
 1860 ——— *squamosa*  
 1861 ——— *rugosa*  
 1862 ——— *Sertum*  
 1863 ——— *Francolinus*  
 1864 ——— *bicostalis*  
 1865 ——— *Lapillus*  
 1866 ——— *imbricata?*  
 1867 ——— *Catarrhacta*  
 1868 ——— *echinulata*  
 1869 ——— *Hystrix*  
 1870 ——— *Trochlea*  
 1871 ——— *Vexillum*  
 1872 ———  
 1873 ———  
 1874 ——— *an varietas P. bitubercularis?*  
 1875 ———  
 1876 ———  
 1877 ———  
 1878 ———  
 1879 ———  
 1880 ———  
 1881 ——— *insignita, Bucc. insignitum, Sol.*  
 1882 ———  
 1883 ———

*MONOCEROS.*

- 1884 *Monoceros imbricatum*  
 1885 ————— *imbricatum*, varietas spirâ brevissimâ  
 1886 ————— *glabratum*  
 1887 ————— *crassilabrum*  
 1888 ————— *cymatum*, Bucc. *cymatum*, Solan.

*CONCHOLEPAS.*

- 1889 *Concholepas Peruviana*. Of this shell there is one remarkably fine specimen partly covered with Balani

*HARPA.*

- 1890 *Harpa imperialis*  
 1891 ————— *ventricosa*  
 1892 ————— *conoidalis*  
 1893 ————— *nobilis*  
 1894 ————— *articularis*  
 1895 ————— *rosea*  
 1896 ————— *crenata*, Swains. in Bligh Catalogue  
 1897 ————— *minor*  
 1898 ————— *cancellata*, Chemn. x. t. 152, f. 1453  
 1899 ————— *antiqua*, Bucc. *Harpa antiqua*, Chemn. x. t. 152, f. 1454  
 1900 ————— an varietas *H. roseæ*?

*DOLIUM.*

- 1901 *Dolium Galea*; (*a*) varietas *costis confertis*; (*b*) spirâ prominente; (*c*) *costis interstitialibus duplicatis et triplicatis*; (*d*) *costis interstitialibus omnibus minoribus, castaneis*; *aperturâ intus castaneâ, labeo columellari expanso, castaneo-nigricante*  
 1902 ————— *Olearium*; (*a*) var. *sulcis validioribus, maculis albidis, fuscisque variegata*

- 1903 *Dolium maculatum*  
 1904 ——— fasciatum  
 1905 ——— variegatum  
 1906 ——— *Perdix*  
 1907 ——— an varietas *D. maculati*? an species  
 distincta?  
 1908 ——— an varietas *D. maculati*, costis imma-  
 culatis?

### *BUCCINUM.*

- 1909 *Buccinum undatum*  
 1910 ——— glaciale, see Chemn. x. 152, f. 1446-7  
 1911 ——— Anglicanum  
 1912 ——— papyraceum  
 1913 ——— annulatum  
 1914 ——— lævissimum  
 1915 ——— testudineum  
 1916 ——— achatinum  
 1917 ——— *Glans*  
 1918 ——— papillosum  
 1920 ——— olivaceum  
 1921 ——— canaliculatum  
 1922 ——— reticulatum  
 1923 ——— *Tranquebaricum*  
 1924 ——— lineolatum  
 1925 ——— maculosum  
 1926 ——— politum  
 1927 ——— suturale  
 1928 ——— mutabile  
 1929 ——— inflatum  
 1930 ——— gemmulatum  
 1931 ——— *Miga*  
 1932 ——— *Ascanias*?  
 1933 ——— *Arcularia*; (*a*) var. (*b*) Lam.  
 1934 ——— coronatum  
 1935 ——— *Thersites*; (*a*) var. minor  
 1936 ——— gibbosulum

- 1937 *Buccinum Pullus* ?  
 1938 ——— neriteum, three varieties, or perhaps  
 distinct species  
 1939 ——— plumbeum, Chemn. XI. t. 188, f. 1806,  
 1807  
 1940 ——— Lima, Chemn. XI. t. 188, f. 1808, 1809  
 1941 ——— lineatum, *Murex lineatus*, Chemn., x.  
 t. 164, f. 1572  
 1942 ——— varicosum, — varicosus, Chemn. x.  
 t. 162, f. 1546, 1547  
 1943 ——— turgidum, Dillw.  
 1944 ——— Australe, Chemn. x. t. 154, f. 1477  
 1945 ——— cassideum, Chemn. x. t. 153, f. 1463,  
 1464  
 1946 ——— *Cochlidium*? Dillw. and Chemn.  
 1947 ———  
 1948 ———  
 1949 ———  
 1950 ——— *Humphreysianum*, Bennet in Zool.  
 Journ. vol. 1.  
 1951 ———  
 1952 ———  
 1953 ———  
 1954 ———  
 1955 ———  
 1956 ———  
 1957 ———  
 1958 ——— *melanostoma*

### *EBURNA.*

*Obs.* While we gladly adopt the improvement, suggested by ourselves and established by Mr. Swainson, of separating Lamarck's *Eburna glabrata* from the other shells included by Lamarck in his genus *Eburna* and placing it with *Ancilla*, to which it naturally belongs; we regret that we cannot approve his reasons



for continuing the generic name *Eburna* to the shells which he proposes to leave in the present genus, principally because it will be remembered that the typical species of the genus, and the only one to which the name could be properly applied, which species is commonly called "*L'Ivoire*" in French, is that which Mr. S. separates from it, actually taking away the species to which the name was originally applied and leaving those to which it is not applicable. Should it not be thought advisable to restore these to *Buccinum*, it appears to us proper to alter the name: because we think it better to give a name without any signification than to convey an erroneous idea.

- 1959 *Eburna Zeylanica*  
 1960 ——— *spirata*  
 1961 ——— *areolata*  
 1962 ——— *Valentiana*, Swains.  
 1963 ——— *papillaris*  
 1964 ——— *Ambulacrum*

### *TEREBRA.*

- 1965 *Terebra maculata*  
 1966 ——— *flammea*  
 1967 ——— *crenulata*  
 1968 ——— *dimidiata*  
 1969 ——— *muscaria*  
 1970 ——— *subulata*  
 1971 ——— *oculata*  
 1972 ——— *duplicata*  
 1973 ——— *striatula*  
 1974 ——— *Myuros*  
 1975 ——— *scabrella*  
 1976 ——— *strigilata*  
 1977 ——— *lanceata*

- 1978 *Terebra aciculina*  
 1979 ——— *cærulescens*; (*a*) var. *major*, *albida*,  
*superne maculis fuscis picta*.  
 1980 ——— *vittata*  
 1981 ——— *hastata*, *Bucc. hastatum*, Dillw.  
 1982 ——— *felina*, ——— *felinum*, Dillw.  
 1983 ——— *lineolata*  
 1984 ——— *strigata*  
 1985 ——— *fusco-maculata*  
 1986 ——— *punctulata*  
 1987 ——— *tricolor*  
 1988 ——— *pertusa*? Dillw.  
 1989 ——— *nuberculata*  
 1990 ——— *nebulosa*  
 1991 ——— an varietas *T. fusco-maculatæ*?  
 1992 ——— ——— "The clouded and che-  
*quered Needle*," Budgin MS.  
 1993 ——— an varietas *T. Myuri*?  
 1994 ———  
 1995 ———  
 1996 ———  
 1997 ———  
 1998 ———  
 1999 ———  
 2000 ———  
 2001 ———

### *COLUMBELLA.*

- 2002 *Columbella strombiformis*  
 2003 ——— *rustica*  
 2004 ——— *mercatoria*  
 2005 ——— *semipunctata*  
 2006 ——— *bizonalis*; an proprie ad *Mitras*  
*referenda*?  
 2007 ——— *reticulata*  
 2008 ——— *ovulata*  
 2009 ——— *fulgurans*

- 2010 *Columbella mendicaria*  
 2011 ————— *punctata*  
 2012 ————— *concinna*, Sowerbys' Genera  
 2013 ————— *Terpsichore*, Id.  
 2014 ————— *fasciata*, *Voluta fasciata*, Budg. MS.  
 2015 —————  
 2016 —————  
 2017 —————  
 2018 —————  
 2019 ————— *guttata*, *Bucc. guttatum*, Soland.  
 2020 —————  
 2021 —————  
 2022 —————  
 2023 —————

*MITRA.*

- 2024 *Mitra episcopalis*  
 2025 ————— *papalis*  
 2026 ————— *pontificalis*  
 2027 ————— *Millepora*  
 2028 ————— *Diadema*, Swains. in Bligh Catalogue  
 2029 ————— *Cardinalis*  
 2030 ————— *nivosa*, Swains. Exot. Conch.  
 2031 ————— *terebralis*  
 2032 ————— *adusta*  
 2033 ————— *granulosa*  
 2034 ————— *crocata*  
 2035 ————— *casta*  
 2036 ————— *olivaria*  
 2037 ————— *granatina*  
 2038 ————— *scabriuscula*  
 2039 ————— *crenifera*  
 2040 ————— *serpentina*  
 2041 ————— *tæniata*  
 2042 ————— *Regina*, Swains.  
 2043 ————— *plicaria*  
 2044 ————— *corrugata*

- 2045 *Mitra costellaris*  
 2046 ——— *lyrata*  
 2047 ——— *Melongena*  
 2048 ——— *Vulpecula*  
 2049 ——— *Caffra, M. bifasciata*, Swains.  
 2050 ——— *Sanguisuga*. This and the following  
     are undoubtedly variations of the same spe-  
     cies, only differing in the arrangement of  
     their colours.  
 2051 ——— *stigmataria*  
 2052 ——— *filosa*, three distinct varieties  
 2053 ——— *lactea*  
 2054 ——— *cornicularis*  
 2055 ——— *striatula* ?  
 2056 ——— *Tringa* ?  
 2057 ——— *melaniana*, an *Mitra carbonaria*, Sw.?  
 2058 ——— *scutulata*  
 2059 ——— *Dactylus*  
 2060 ——— *crenulata*  
 2061 ——— *texturata*  
 2062 ——— *limbifera*  
 2063 ——— *aurantiaca*  
 2064 ——— *paupercula*  
 2064 $\alpha$  ——— *retusa*, *Voluta Vacca*, Sol.  
 2065 ——— *cucumerina*  
 2066 ——— *torulosa* ? several varieties  
 2067 ——— *Ebenus*  
 2068 ——— *semifasciata* ?  
 2069 ——— *microzonia*  
 2070 ——— *dermestina*  
 2071 ——— *pertusa* var. Swains. Zool. Ill.  
 2072 ——— *rigida*, Swains. Zool. Ill.  
 2073 ——— *vittata*, Swains. Zool. Ill.  
 2074 ——— *contracta*, Swains. Zool. Ill,  
 2075 ——— *scabricula*, Chemn. xi. t. 179, f. 1729-30  
 2076 ——— *granosa*, Chemn. x. t. 151, f. 1442-3  
 2077 ——— *cruentata*, Chemn. x. t. 151, f. 1438-9  
 2078 ——— *subdivisa*, Chemn. x. t. 151, f. 1434-5

- 2079 Mitra ead. var. Chemn. x. t. 151, f. 1436-7  
 2080 ——— cancellata? Swains. Zool. Ill.  
 2081 ———  
 2082 ———  
 2083 ———  
 2084 ——— porcata, *Vol. porcata*, Sol.  
 2085 ———  
 2086 ———  
 2087 ———  
 2088 ——— inops, *Voluta Inops*. Sol.  
 2089 ——— matronalis, *Voluta matronalis*, Sol.  
 2090 ———  
 2091 ———  
 2092 ———  
 2093 ———  
 2094 ——— *succincta*, Swains. see Appendix  
 2095 ——— *sulcata*, Id.  
 2096 ——— *leucostoma*, Id.  
 2097 ——— *rugosa*, Id.  
 2098 ——— an *M. tæniatæ* var.? Id.  
 2099 ——— ——— remarkable for its resemblance  
 to an *Oliva*.

### CONOHELIX, Swains.

- 2100 Conohelix marmorata, Swains. Zool. Ill.  
 2101 ——— lineata, Swains. Zool. Ill.

### VOLUTA.

- 2102 Voluta nautica  
 2103 ——— Diadema  
 2104 ——— armata  
 2105 ——— ducalis  
 2106 ——— Æthiopica  
 2107 ——— Melo, in several stages of growth and  
 varieties  
 2108 ——— Neptuni  
 2109 ——— Cymbium

- 2110 *Voluta Olla*; (*a*) *monstrosa*  
 2111 ——— *proboscidalis*  
 2112 ——— *porcina*  
 2113 ——— *Scapha*  
 2114 ——— *Brasiliana*  
 2115 ——— *an testæ juniores Volutæ Neptuni*  
 2116 ——— *testæ juniores, Vol. Cymbiolarum*  
 2117 ——— *imperialis*  
 2118 ——— *Pellis-Serpentis*  
 2119 ——— *Vespertilio*; (*a*) *tuberculis obtusis*; *colore carneo, rubro-variegato*  
 2120 ——— *mitis*  
 2121 ——— *nivosa*  
 2122 ——— *serpentina*  
 2123 ——— *Hebræa*  
 2124 ——— *Musica*; (*a*) *monstrosa.*  
 2125 ——— *Thiarella*  
 2126 ——— *polyzonalis*  
 2127 ——— *Guinaica*  
 2128 ——— *carneolata*  
 2129 ——— *sulcata*  
 2130 ——— *magnifica*  
 2131 ——— *Ancilla*  
 2132 ——— *Magellanica*  
 2133 ——— *Pacifica*  
 2134 ——— *fulminata*  
 2135 ——— *undulata*  
 2136 ——— *Lapponica*  
 2137 ——— *Vexillum*; (*a*) *tuberculis obsoletis*  
 2138 ——— *volvacea, Mart. Conch. III. t. 95. f. 922-3*  
 2139 ——— *Nucleus*  
 2140 ——— *lyrata, Humphrey's MS.?*  
 2141 ——— *angulata, Swains. Exot. Conch.*  
 2142 ——— *marmorata, Swains. Exot. Conch.*  
 2143 ——— *Zebra, Leach's Misc. Zool. Marginella radiata, Lam.*  
 2144 ——— *lineata, Leach's Misc. Zool.; (a) var. lineis aurantiacis pallidis*

- 2145 *Voluta Cymbiola*, Chemn. x. t. 148, f. 1385, 1386,  
*Vol. calcarata*, Sol. MS. —*Obs.* This fine shell  
 was originally in the celebrated Portland  
 Cabinet, No. 4036
- 2146 ——— *pulchra*
- 2147 ——— *fusiformis*, Swains. in Bligh Catalogue
- 2148 ——— *papillosa*, Swains. in Bligh Catalogue
- 2149 ——— *Fulgetrum*
- 2150 ——— *Aulica*, Solander.—*Obs.* An extremely  
 scarce and fine shell; the only specimen we  
 have seen

### MARGINELLA.

- 2151 *Marginella glabella*
- 2152 ——— *amantiaca?*
- 2153 ——— *nuberculata*
- 2154 ——— *carulescens*, several varieties
- 2155 ——— *quinque-plicata*
- 2156 ——— *limbata*
- 2157 ——— *bifasciata*
- 2158 ——— *Faba*
- 2159 ——— *bivaricosa*
- 2160 ——— *longivaricosa*
- 2161 ——— *bullata*.—*Obs.* Lamarck refers to  
 figures of two very distinct shells under this  
 name; the specimens that exist in this collec-  
 tion are the same as Chemnitz's, x. t. 150,  
 f. 1409, 1410, and as the specimen referred to  
 by Swainson in the Bligh Catalogue.
- 2162 ——— *Persicula*
- 2163 ——— *lineata*
- 2164 ——— *interrupta?*
- 2165 ——— *undulata*, *Voluta glabella undulata*,  
*Chemn. x. t. 150, f. 1423, 1424. V. Strigata*,  
*Dillw.*
- 2166 ——— *marginata*, *Vol. marginata*, Chemn.  
 x. t. 150, f. 1421

- 2167 *Marginella guttata*, Sol. MS. Dillw.  
 2168 ————— *picta*, Dillw.  
 2169 ————— *catenata*, *Vol. catenata*, Montagu.  
 2170 ————— *Monilis*, *Voluta Monilis*, Dillw. *Vol-*  
*varia Monilis*, Lam.  
 2171 —————  
 2172 —————  
 2173 ————— *Chemnitzii*, *Voluta*, Dillw.  
 2174 —————  
 2175 —————  
 2176 —————  
 2177 —————  
 2178 —————  
 2179 ————— *pallida*, *Volvaria pallida*, Lam.  
 2180 ————— *triticea*, *Volvaria triticea*, Lam.  
 2181 —————  
 2182 —————  
 2182<sup>a</sup> ————— *miliaria*

### OVULA.

- 2183 *Ovula oviformis*  
 2184 ————— *angulosa*  
 2185 ————— *verrucosa*  
 2186 ————— *carnea*  
 2187 ————— *gibbosa*  
 2188 ————— *acicularis*  
 2189 ————— *Spelta*  
 2190 ————— *birostris*  
 2191 ————— *Volva*

### CYPRÆA.

*Obs.* The Cyprææ are named according to Gray's article on Cypræideæ in Zoological Journal, vol. I.

- 2192 *Cypræa Mappa*, several fine varieties  
 2193 ————— *Arabica*, numerous specimens and varieties



- 2194 *Cypræa Mauritianæ*  
 2195 ——— *stercoraria*  
 2196 ——— *Scurra*  
 2197 ——— *testudinaria*  
 2198 ——— *Exanthema and cervina*  
 2199 ——— *Argus*  
 2200 ——— *Talpa*  
 2201 ——— *Isabella*  
 2202 ——— *lurida*  
 2203 ——— *cinerea*  
 2204 ——— *carneola*  
 2205 ——— *arenosa*  
 2206 ——— *sulcidentata*  
 2207 ——— *achatina*  
 2208 ——— *Aurora*  
 2209 ——— *tessellata*  
 2210 ——— *Vitellus*  
 2211 ——— *Lynx*  
 2212 ——— *Tigris*  
 2213 ——— *pantherina*  
 2214 ——— *Onyx*  
 2215 ——— *Pyrum*  
 2216 ——— *undata*  
 2217 ——— *Zigzag*  
 2218 ——— *clandestina*; (*a*) var. *cingulo transverso, elevato*  
 2219 ——— *Asellus*  
 2220 ——— *interrupta*  
 2221 ——— *Hirundo*  
 2222 ——— *stolida, C. rubiginosa vulgò*  
 2223 ——— *punctata*  
 2224 ——— *tabescens?*  
 2225 ——— *cylindrica*  
 2226 ——— *cribraria*  
 2227 ——— *fimbriata*  
 2228 ——— *felina*  
 2229 ——— *erronea*  
 2230 ——— *zonata*

- 2231 *Cypræa sanguinolenta*  
 2232 ——— *cruenta*  
 2233 ——— *Caurica*  
 2234 ——— *Moneta*  
 2235 ——— *obvelata*  
 2236 ——— *Annulus*  
 2237 ——— *Caput-Serpentis*  
 2238 ——— *Mus*  
 2239 ——— *angustata*  
 2240 ——— *spadicea*  
 2241 ——— *Turdus*  
 2242 ——— *spurca*  
 2243 ——— *gangrenosa*  
 2244 ——— *erosa*  
 2245 ——— an varietas *C. crosæ*? an species distincta? testâ subtus albidâ, fusco-purpureo lineatâ et punctatâ  
 2246 ——— *ocellata*  
 2247 ——— *Lamarckii*  
 2248 ——— *Listeri*  
 2249 ——— *Helvola*  
 2250 ——— *poraria*  
 2251 ——— *albuginosa*  
 2252 ——— *staphylæa*, numerous specimens and varieties  
 2253 ——— *pustulata*  
 2254 ——— *Madagascariensis*  
 2255 ——— *Nucleus*  
 2256 ——— *Cicerula*  
 2257 ——— *Globulus*  
 2258 ——— *Childreni*  
 2259 ——— *lentiginosa*, *C. sabulosa*, Sol. MS.  
 2260 ——— *umbilicata*, Nobis, see Appendix  
 2261 ——— *melanostoma*, Leathes MS. see Appendix  
 2262 ——— *aperta*, Swainson, in Bligh Catalogue.

*Obs.* This shell accords perfectly with Lamarck's description of *C. Oniscus*, but it does not agree with the figure of Martini which he cites.

- 2263 *Cypræa radians*, Lam.  
 2264 ——— *Pediculus*, Lam.  
 2265 ——— *Oryza*, Lam. *nivea*, Leathes MS.  
 2266 ——— *ovulata*, Lam,  
 2267 ——— *Europea*, Mont.  
 2268 ——— *Margarita*, Dillw.  
 2269 ——— *exilis*, *Gmel.*  
 2270 ———  
 2271 ———  
 2272 ——— *pellucida*, Lethes MS.  
 2273 ——— *conspurcata*, Id.  
 2274 ——— *Pulex*  
 2275 ———  
 2276 ——— *rosea*  
 2277 ———  
 2278 ———

### TEREBELLUM.

- 2279 *Terebellum subulatum*

### ANCILLARIA.

- 2280 *Ancillaria candida*, Swains. in Journ. of Science, Lit. and Arts, No. 36.  
 2281 ——— *cinnamomea*, Id.  
 2282 ——— *fulva*, Id.  
 2283 ——— *ventricosa*, Id.  
 2284 ——— *marginata*, Id. var. *immaculata*  
 2285 ——— *Tankervillii*, Id.—*Obs.* Without entering into a particular description of this shell, we shall merely remark that there is a small tooth near the base of the outer lip; and that near the base of the body volution, and between it and the inner lip, are to be observed two grooves, of which the upper one is much the deeper, corresponding to the grooves formed by the lower part of the umbilicus in *A. glabrata*. Three specimens of

this shell were in Mr. G. Humphrey's collection.

- 2286 *Ancillaria balteata*, Id.  
 2287 ———— *glabrata*, Id.  
 2288 ———— *aperta*  
 2289 ———— *albifasciata*?—*Obs.* This shell does not accord well with Swainson's description of *A. albifasciata*; we have not, however, ventured to describe it as distinct, because we have no authentic specimen of his *A. albifasciata* to compare it with.

### OLIVA.

- 2290 *Oliva porphyria*  
 2291 ———— *textilina*  
 2292 ———— *erythrostoma*  
 2293 ———— *Pica*  
 2294 ———— *tremulina*  
 2295 ———— *angulata*  
 2296 ———— *Maura*  
 2297 ———— *Sepulturalis*  
 2298 ———— *fulminans*  
 2299 ———— *elegans*  
 2300 ———— *episcopalis*  
 2301 ———— *venulata* ?  
 2302 ———— *guttata* ; (*a*) var. *alba*  
 2303 ———— *reticularis*  
 2304 ———— *flammulata*  
 2305 ———— *araneosa*  
 2306 ———— *litterata*  
 2307 ———— *tricolor*  
 2308 ———— *sanguinolenta*  
 2308<sup>a</sup> ———— *mustelina*  
 2308<sup>b</sup> ———— *lugubris*  
 2309 ———— *funeralis* ?  
 2310 ———— *Senegalensis*  
 2311 ———— *fusiformis*

- 2312<sub>a</sub> *Oliva undata*  
 2312<sub>b</sub> ——— *inflata*  
 2312<sub>c</sub> ——— *bicincta*  
 2313 ——— *harpularia*  
 2314 ——— *ustulata*  
 2315 ——— *tessellata*  
 2316 ——— *carneola*  
 2317 ——— *ispidula*  
 2318 ——— *candida*  
 2319 ——— *tigrina*  
 2320 ——— *Brasiliana*  
 2321 ——— *utriculus*  
 2322 ——— *auricularia*  
 2323 ——— *acuminata*  
 2324 ——— *subulata?*  
 2325 ——— *hiatula*; (*a*) var. *alba*  
 2326 ——— *conoidalis*  
 2327 ——— *eburnea*  
 2328 ——— *nana*  
 2329 ——— *Oryza*  
 2330 ——— *splendidula*  
 2331 ——— *patula*, *Voluta patula*, Sol. MS.  
 2331<sub>a</sub> ——— ——— var.  
 2332 ——— *biplicata*  
 2333 ——— *columellaris*  
 2334 ——— var. *monstrosa*, labio externo reflexo.  
 2335 ——— var. *O. Mauræ*, *monstrosa*, anfractibus  
 supernè angulato-depressis, ambulacrum pla-  
 num spirale efformante.  
 2336 ——— var. *monstrosa*, sulco suturali maximo,  
 marginibus subreflexis.  
 2337 ——— var. *O. ispidulæ*, testâ subfuscâ, cingulo  
 elevato, centrali, pallidiore. From Ceylon.

### CONUS.

- 2338 *Conus marmoreus*  
 2339 ——— *Bandanus*  
 2340 ——— *nocturnus*

- 2341 *Conus Nicobaricus*  
 2342 ——— araneosus  
 2343 ——— zonatus, several fine varieties  
 2344 ——— imperialis  
 2345 ——— fuscatus  
 2346 ——— viridulus  
 2347 ——— regius, two remarkably fine specimens  
 2348 ——— *Cedo-nulli*  
 2349 ——— aurantiaca  
 2350 ——— nebulosa  
 2351 ——— minimus, two varieties  
 2352 ——— sulcatus  
 2353 ——— *Hebræus*  
 2354 ——— vermiculatus; (*a*) var. testâ longitudi-  
 naliter costata, costis granosis  
 2355 ——— arenatus; (*a*) var. [*b*] Lam. *punctis*  
*minutissimis, spirâ acutâ*; (*b*) var. [*c*] Lam.  
*granulosa*; (*c*) specimen with its epidermis  
 2356 ——— pulicarius  
 2357 ——— fustigatus  
 2358 ——— obesus  
 2359 ——— varius  
 2360 ——— *Tulipa*  
 2361 ——— *Geographus*; (*a*) specimen with its  
 epidermis  
 2362 ——— punctatus  
 2363 ——— tæniatus  
 2364 ——— *Ceylanensis*  
 2365 ——— miliaris  
 2366 ——— *Mus*  
 2367 ——— lividus  
 2368 ——— *Cardinalis*  
 2369 ——— *Magellanicus* var.  
 2370 ——— distans  
 2371 ——— sponsalis  
 2372 ——— pusillus  
 2373 ——— asper

- 2374 **Conus millepunctatus**  
 2375 ——— litteratus  
 2376 ——— eburneus  
 2377 ——— tessellatus  
 2378 ——— **Generalis**, many varieties  
 2379 ——— **Maldivus**  
 2380 ——— **Malaccanus**  
 2381 ——— lineatus  
 2382 ——— Monile  
 2383 ——— Centurio  
 2384 ——— vitulinus  
 2385 ——— vulpinus  
 2386 ——— flavidus  
 2387 ——— Virgo  
 2388 ——— Daucus  
 2389 ——— Pastinaca  
 2390 ——— Capitaneus  
 2391 ——— Classiarius  
 2392 ——— mustelinus  
 2393 ——— Vexillum  
 2394 ——— Sumatrensis  
 2395 ——— Miles  
 2396 ——— **Ammiralis**.—*Obs.* It is needless to enumerate the varieties of this beautiful shell; it is sufficient to state that the series consists of several specimens of extraordinary size and brilliancy, together with three specimens of the granulated variety.  
 2397 ——— Genuanus  
 2398 ——— papilionaceus  
 2399 ——— Siamensis  
 2400 ——— Prometheus  
 2401 ——— glaucus  
 2402 ——— Suratensis  
 2403 ——— Monachus  
 2404 ——— Achatinus  
 2405 ——— cinereus  
 2406 ——— stramineus

- 2407 *Conus Mercator*  
 2408 ——— *ochraceus*  
 2409 ——— *betulinus*  
 2410 ——— *figulinus*, and varieties  
 2411 ——— *quercinus*  
 2412 ——— *Proteus*  
 2413 ——— *leoninus*  
 2414 ——— *Augur*  
 2415 ——— *fulgurans*  
 2416 ——— *acuminatus*; (*a*) *monstrum*  
 2417 ——— *Amadis*  
 2418 ——— *Janus*  
 2419 ——— *Lithoglyphus*  
 2420 ——— *testudinarius*  
 2421 ——— *Quæstor*? *C. characteristicus*, Chemn.  
 2422 ——— *Mozambicus*  
 2423 ——— *guinaicus*  
 2424 ——— *Franciscanus*  
 2425 ——— *Rattus*  
 2426 ——— *Catus*  
 2427 ——— *puncticulatus*  
 2428 ——— *Mindanus*  
 2429 ——— *Columba*  
 2430 ——— *Tinianus*  
 2431 ——— *amabilis*  
 2432 ——— *Omaïcus*  
 2433 ——— *nobilis*  
 2434 ——— *nobilis* var. *b.*  
 2435 ——— *Aurisiacus*  
 2436 ——— *striatus*  
 2437 ——— *Gubernator*  
 2438 ——— *granulatus*  
 2439 ——— *Terebra*  
 2440 ——— *Raphanus*  
 2441 ——— *Magus*  
 2442 ——— *Spectrum*; (*a*) var. *fulvo nebulosa*  
 2443 ——— *bullatus*  
 2444 ——— *Cervus*, testæ juniores



- 2445 *Conus Stercus muscarum*  
 2446 ——— *Timorensis?* *C. vespertinus*, tab. nost.—  
*Obs.* This shell accords perfectly well with Lamarck's description of *Conus Timorensis*, but the figure to which he refers is far from exhibiting the elegant form of our shell, probably on account of its having been drawn from a bad specimen. This cone is named "*vespertinus, the Sun-set,*" on a ticket in George Humphrey's hand-writing in the collection.
- 2447 ——— *nimbosus*  
 2448 ——— *Dux*  
 2449 ——— *tendineus*  
 2450 ——— *Glans*  
 2451 ——— *Nussatella*  
 2452 ——— *Aulicus*  
 2453 ——— *Auratus?*  
 2454 ——— *Clavus*  
 2455 ——— *auricomus*  
 2456 ——— *Omaria*  
 2457 ——— *rubiginosus*  
 2458 ——— *pennaceus*  
 2459 ——— *Archiepiscopus*  
 2460 ——— *Abbas*  
 2461 ——— *Legatus*  
 2462 ——— *Textile*, numerous varieties  
 2463 ——— *Gloria-Maris*  
 2464 ——— *Australis*  
 2464 ——— *Mediterraneus*  
 2466 ———  
 2467 ———  
 2468 ———  
 2469 ———  
 2470 ——— —————→ *Encycl. Meth. t. 343, f. 5.*  
 2471 ———  
 2472 ———  
 2473 ———

- 2474 Conus  
 2475 ———  
 2476 ———  
 2477 ———  
 2478 ———  
 2479 ———

*SPIRULA.*

- 2480 Spirula Peronii

*NAUTILUS.*

- 2481 Nautilus Pompilius  
 2482 ——— umbilicatus  
 2483 ———

*ARGONAUTA.*

- 2484 Argonauta Argo  
 2485 ——— tuberculosus  
 2486 ——— nitidus  
 2487 ———

## APPENDIX.



### 22. SERPULA FUSCATA.

S. testâ irregulariter contortâ; lineis elevatis, interruptis, obsoletiusculis; colore violaceo-fusco.

*Obs.* A specimen of this shell is named *Serpula fuscata* in Mr. Geo. Humphrey's collection. The tube is very large, being more than an inch wide in some parts.

### 23. SERPULA MAXIMA.

S. testâ irregulariter contortâ, læviusculâ, carinâ dorsali antice in spinam nonnunquam desinente: aperturâ expansâ, testarum juniorum subtrigonâ, operculo corneo.

*Obs.* Several specimens of this species exist in the collection; they are attached to, and some of them deeply imbedded in coral. It is a very large species, the tubes being almost an inch wide. The aperture in the older shells is round.

### 24. SERPULA TRICUSPIDATA.

S. testâ elongatâ, tenui, trigonâ, basi affixâ, demum porrectâ; carinâ dorsali primùm denticulatâ; aperturâ tricuspidatâ.

*Obs.* Two specimens of *Terebratula vitrea* in this collection are adorned with several of this singular species of *Serpula*, which does not appear to be noticed either by Lamarek or Dillwyn, although it has been long known to collectors.

## 58. ASPERGILLUM SPARSUM.

A. vaginâ lævi, disco postico fimbriâ radiatâ circumdato, tubulis fimbriæ majusculis, poris disci postici majusculis, sparsis.

*Obs.* It is rather doubtful which of the two species in this collection (leaving *A. vaginiferum* out of the question) ought to be considered as *A. Javanum* and which is undescribed by Lamarek. The great differences consist in the number and size of the tubes of which the radiated fringe is composed, and in the number and size of the perforations in the disk, both of which, in the species I have here called *A. sparsum*, are twice as large and not half so numerous as in that which I have considered as *A. Javanum*.

## 116. MACTRA ELEGANS.

M. testâ rotundato-trigonâ, tumidâ, tenui, anticè acutè carinatâ, superficie eleganter concentricè sulcatâ; sulcis rotundatis.

*Obs.* A much rounder and more tumid shell than *Macra plicataria*.

## 117. MACTRA ASPERSA.

M. testâ ellipticâ, inæquilaterali, antico latere postico duplò longiore, umbonibus subprominentibus, superficie sulcis transversis obsoletiusculis; colore albido, fuscò asperso.

*Obs.* This shell resembles *Venus virginea* in general form, like that shell it is smooth and slightly grooved transversely; it is, however, of a whitish colour speckled with brown.

## 121. CRASSATELLA RADIATA.

C. testâ arcuatâ, anticè acutè rostratâ, carinatâ; superficie arcuato-sulcatâ, maculis spadiceis interruptis radiatâ.

*Obs.* An interesting and beautiful small shell, with whose locality we are not acquainted; it is, however, probably from New Holland.

#### 150. PSAMMOTÆA CARNEA.

P. testâ ovali, subgibbosâ, carneâ, umbonibus profundioribus.

#### 184. TELLINA PULCHERRIMA.

T. testâ transversim oblongâ, latere altero rotundato, altero acutangulo; pallidâ, roseo radiatâ, disco centrali læviusculo, obliquè striato, extremitatibus squamuloso-asperis: intus pallidè aurantiacâ.

#### 198. TELLINIDES OVALIS.

T. testâ ovali, læviusculâ, subæquilaterali, latere altero rotundato, altero subangulato; roseâ, radiis exiguis albidis.

#### 199. TELLINIDES EMARGINATUS.

T. testâ oblongâ, inæquilaterali, læviusculâ, latere antico breviorè, subangulato et emarginato; plicaturâ in utrâque valvâ symmetricâ.

*Obs.*—The posterior side is rounded and double the length of the anterior: the umbones are pale orange colour, and within there are two darker oblong orange spots passing from the umbo to each muscular impression in each valve. From Brazil.

#### 200. TELLINIDES TRUNCATULUS.

T. testâ oblongâ, inæquilaterali, lævi, latere antico breviorè, rotundato-truncato, plicaturâ obsoletiusculâ in utrâque valvâ symmetricâ.

*Obs.*—In general form this nearly resembles the last, the anterior side is, however, proportionably rather longer: the fold in the anterior side does not

form a deep groove as in the last, nor is there an evident notch in the edge: the shell is white and its umbones are pale orange within and without. From the East Indies.

### 201. TELLINIDES POLITUS.

T. testâ obliquè subtrigonâ, politâ, latere postico breviorè, rotundato; antico prominente, lineis eccentricis, elevatis, sparsis.

*Obs.*—Of a pale testaceous colour and with a shining surface: its locality is unknown to us.

### 226. DONAX TRANSVERSA.

D. testâ transversim elongatâ, lævi; latere postico brevi, biangulato, carinato, obliquè truncato, longitudinaliter sulcato; extus albidâ; fulvo obsolete radiatâ.

*Obs.*—This is longer in a transverse direction than any other species we know.

### 354b. VENERICARDIA CRASSICOSTATA.

V. testâ cordatâ, tumidâ, posticè angulatâ; costis 22 crassis, depressis, lateribus angulatis, irregulariter crenatis.

*Obs.* A single valve, white within, and varied on the outside with pink, orange, crimson, and dark brown

### 398. CARDITA SQUAMOSUS.

C. testâ oblongâ, costis 16, squamosis, squamis albis.

*Obs.* A very pretty little shell, from Pulo Condore

### 399. CARDITA SQUAMIFERUS.

C. testâ oblongâ, anticè coarctatâ, costis 12 squamiferis; squamis latis.

*Obs.* Three of the ribs are much larger and broader than the remaining nine, and the posterior part of the shell is rather flattened.

#### 400. CARDITA INCRASSATUS.

*C.* testâ oblongâ, anticè brevi, costis 16 incrassatis, rotundatis, crenatis; interstitiis angustis.

*Obs.* There are two specimens of this shell, which do not accord with any of the representations of *Cardita sulcatus*, though it is commonly known by the name of *Chama antiquata*.

#### 531. PINNA SERRATA.

*P.* testâ tenui, subpellucidâ, corneâ, costis radiantibus creberrimis, concinnè et minutissimè muricatis, latere altero acutissimo, altero retuso, margine cardinis recto, in utrâque valvâ serrifero.

*Obs.* A most elegant shell, somewhat resembling *P. pectinata* in appearance; its most remarkable character is its double row of spines on the hinge margin.

#### 531a. PINNA ATRO-PURPUREA.

*P.* testâ atro-purpurea, costis radiantibus, muticis, distantibus; margine cardinali longitudinem lateralis æquante latere postico arcuato.

#### 692. CHITON LATUS.

*C.* testâ latâ, valvis arcuatis, lævibus, creberrimè sulcatis, olivaceis, albido-punctulatis.

*Obs.* The locality is not known.

#### 693. CHITON RUGULOSUS.

*C.* testâ, valvarum parte medianâ longitudinaliter rugulosâ, laterali concinnè radiatâ.

## 794. FISSURELLA APERTA.

F. testâ ovatâ, carneâ, fusco-radiatâ, margine integrâ, albâ, depressâ; foramine ovato, magno: long. 1 unc. lat.  $\frac{1}{2}$  unc.

*Obs.* There are two specimens of this shell, which is easily distinguished by its large ovate, entire foramen, independently of the depressed white margin, which is probably caused by the mantle of the animal overlapping the edge of the shell.

## 795. FISSURELLA CLYPEIFORMIS.

F. testâ ovato-oblongâ, depressiusculâ, lævi, extus fuscâ; foramine elongato, intus integro, extus lateribus coarctatis, utrinque unidentatis; margine undulatâ; infrâ albidâ: long.  $2\frac{8}{10}$  unc. lat.  $1\frac{7}{10}$  unc.

## 796. FISSURELLA CRENULATA.

F. testâ oblongo-ovatâ, depressâ, albâ; foramine ovato, integro; superficie striis confertis, radiantibus, decussatis; margine crenulatâ; long.  $3\frac{4}{10}$  unc. lat.  $2\frac{1}{10}$  unc.

*Obs.* Besides these three undescribed species there are the six following, viz. Nos. 797 to 802, which do not appear to be mentioned by Lamarck, yet we have not ventured to describe them, on account of the extreme difficulty of ascertaining whether or not they are already noticed.

## 808. SIPHONARIA GIGAS.

S. testâ suborbiculari, conicâ, radiatim carinato-costatâ, costis distantibus; vertice recto, centrali: long.  $2\frac{5}{10}$  unc. lat. 2 unc.

*Obs.* This is the largest species of the genus we have seen: from Panama.



## 809. SIPHONARIA OBLIQUATA.

S. testâ oblongâ, extus radiatim obtusè costatâ; vertice subobliquè et posticè inclinato: long.  $1\frac{9}{16}$  unc. lat.  $1\frac{1}{16}$  unc.

*Obs.* From Van Diemen's Land; we had not seen these two species when we first described the genus.

## 821. CALYPTRÆA COMMA-NOTATA.

C. testâ suborbiculari, depresso-conicâ, vertice centrali, maculâ fuscâ, subconvolutâ, a vertice ad marginem decurrente.

*Obs.* From the coast of Guinea.

## 828. CREPIDULA ADUNCA.

C. testâ subovali, vertice adunco, margine undatâ, labio interno septiformi.

*Obs.* The internal septiform lip divides the cavity nearly in the middle—the upper being the smaller portion; this is very deep.

## 973. COCHLOGENA MAXIMA.

C. testâ oblongo-ovatâ, spirâ productâ, anfractibus rotundato-ventricosis, ore albo: long. 6 unc. lat.  $3\frac{1}{2}$  unc.

*Obs.* Two specimens of this shell are in the collection. It is principally distinguished from the two following, viz. 974 and 975, by its size, its ventricose volutions, and its white lip. Locality unknown.

## 997. PARTULA UNIDENTATA.

P. testâ oblongo-ovatâ, anfractibus 4 ad 5, rotundatis; aperturâ castaneâ, labio externo internè unidentato, dente valido, obtuso.

*Obs.* About two inches long and one broad, of a pale rose colour; edge of the aperture chesnut. Locality unknown.

#### 1015. CYCLOSTOMA FIMBRIATULUM.

C. testâ obtusè conicâ, umbilicatâ, acfractibus 4, ventricosis, transversim sulcatis, creberrimè decussatis, suturis profundis; labii margine plicato-fimbriato: long.  $\frac{5}{10}$  unc. lat.  $\frac{6}{10}$  unc.

*Obs.* A very pretty little shell, bearing a considerable resemblance to No. 1014. From Jamaica.

#### 1016. CYCLOSTOMA UNIFASCIATUM.

C. testâ ovato-conoideâ, apice truncatâ, lævi, umbilicatâ, anfractibus rotundatis; labio extus marginato: colore albido, fasciâ anfractuum fuscâ, unicâ. Long.  $\frac{4}{10}$  unc. lat.  $\frac{5}{20}$  unc.

*Obs.* From Guinea.

#### 1024. HELICINA LENTICULARIS.

H. testâ globoso-lenticulari, carinatâ, lævi, supernè aurantiacâ, suturâ albâ; aperturâ extus angulatâ: subtus pallidâ, convexiusculâ; peristomate incrasato; columellâ basi callosâ; aurantiacâ.

*Obs.* This little shell approaches very near to *H. viridis*, *Gray*, in general form, but is easily distinguished. From the South Sea Islands: one specimen.

#### 1036. LIMNÆA TIMORENSIS.

L. testâ siuistrorsâ, oblongâ, spirâ acuminatâ, lævi, tenuiter striatâ, anfractibus quinque rotundatis, ultimo majusculo: aperturâ oblongâ, labio interno minimè expanso. Long.  $\frac{8}{10}$  unc. lat.  $\frac{9}{20}$  unc.

*Obs.* From Timor.

## 1039. LIMNÆA SUBGLOBOSA.

L. testâ ovato-subglobosâ, spirâ brevissimâ, acutiusculâ; anfractu ultimo ventricosus; aperturâ amplâ.

Long.  $\frac{7}{10}$  unc. lat.  $\frac{5}{10}$  unc.

*Obs.* This is the roundest species of *Limnæa* I have seen, it is of a dirty black colour, the lips very thin, hornlike, and of a pale colour. Locality unknown.

## 1048a. MELANIA INERMIS.

M. testâ obovatâ, lævi, fuscâ, anfractibus 3 ad 4, ventricosis, suturâ validâ; aperturâ lacteâ, margine nigro: long. 1 unc. lat.  $\frac{7}{10}$  unc.

*Obs.* If the characters of the aperture were not carefully observed, this shell would be ranked with the *Paludinæ*. Both the specimens in this collection are eroded at the apices. From Georgia. *Helix imperfecta*, Budgen MS. We have named it *inermis*, because, though nearly resembling *M. Amarula* in general appearance, it is destitute of spines.

## 1056. MELANOPSIS LABIATA.

M. testâ ellipticâ, tuberculato-tricarinatâ, spirâ brevi, acuminatâ, aperturâ ovatâ; labio columellari incrassato, expanso, infra calloso: intus albâ, castaneo-trifasciatâ. Long.  $\frac{5}{10}$  unc. lat.  $\frac{7}{10}$  unc.

*Obs.* *Buccinum olivaceum*, Solander MS. The small knotted greenish *Buccinum*, Budgin MS.

## 1069. PALUDINA OLIVACEA.

P. testâ sinistrorsâ, oblongâ, lævi, olivaceâ, anfractibus 5 ad 6, ultimo maximo; umbilico parvo; aperturâ ovatâ, supernè acutâ: long.  $2\frac{1}{10}$  unc. lat.  $1\frac{5}{10}$  unc.

*Obs.* This is the only specimen of this fine shell we have ever seen. We have rather doubted whe-

ther it should be placed here or in Ampullaria, nevertheless in those few particulars in which the Paludinæ differ from the Ampullariæ, this shell accords more nearly with the Paludinæ. Locality unknown.

#### 1070. PALUDINA BICOLOR.

P. testâ oblongo-conicâ, apice obtuso, anfractibus subquinis, convexiusculis, olivaceis, strigis quatuor vel quinque transversis, elevatis, fuscis ornata: long.  $\frac{17}{20}$  unc. lat.  $\frac{11}{20}$  unc.

*Obs.* From Canton. I have long known this shell, but do not find it described anywhere.

#### 1089. AMPULLARIA MEGASTOMA.

A. testâ subglobosâ, longitudinaliter undulato-striatâ; spirâ brevissimâ, depressâ; anfractu ultimo maximo, superne rotundato-angulato; umbilico minimo, juxta labii columellaris medium posito; aperturâ amplissimâ, supernè subangulatâ, infra rotundatâ: latitudine longitudinem fere æquante.

*Obs.* The only specimen of this singular shell that we have seen; it is about three inches long, the same in breadth, and of a pale colour, with transverse fuscous bands; the inside is irregularly coloured with a brownish violaceous tinge. Locality unknown.

#### 1092. NAVICELLA SUBORBICULARIS.

N. testâ suborbiculari, cavitate profundiore, vertice submarginali.

*Obs.* This species nearly resembles N. elliptica: its greater diameter is to its smaller as 5 to 4: its vertex is not quite marginal: it is white, with an orange spot within the vertex, and it is externally marked with triangular white spots, whose inter-

stices are finely reticulated with a dark violet colour. Epidermis of a light olivaceous brown. From Timor.

#### 1094. NERITINA CANALIS.

N. testâ ovatâ, spirâ brevissimâ, obtectâ, labio externo in canalem ad sinistram inclinatam producto, labio columellari aurantiaco, obsolete subdenticulato; epidermide nigerrimâ. Long.  $\frac{2}{3}$ , lat. 1 unc.

*Obs.* This shell very nearly resembles *N. pulligera*, we think, however, that it will be distinguished by the characters given above; its epidermis is very black, and its inner lip of a fine orange colour. All the specimens in this collection are rather smaller than the full grown *N. pulligera*. From the Islands of the South Seas.<sup>1</sup>

#### 1115. NERITINA GRANOSA.

N. testâ subrotundâ, compressiusculâ, subalatâ, albâ, epidermide nigrâ indutâ, extus granosâ, granis per series ordinatis; labii externi margine crenulato; subtus planulatâ, labio columellari lato, aurantiaco, margine interno sinuato, edentulo.

*Obs.* This singular "black tuberculated Nerite" is marked by Mr. Budgin "from a fresh-water stream in one of the South Sea Islands." There are several specimens in the collection, all of which have been pierced near the vertex, from which circumstance it is supposed that they have served as ornaments.

#### 1170. NATICA VIOLACEA.

N. testâ conoideo-subglobulosâ, albâ, castaneo maculatâ et strigatâ; maculis per series quinque ordinatis; spirâ acutiusculâ, umbilico fere obtecto,

callo columellari roseo, operculo testaceo : long.  $\frac{8}{10}$  unc. lat.  $\frac{7}{10}$  unc.

*Obs.* A beautiful species from the East Indies.

### 1179. NATICA FLUCTUATA.

N. testâ subglobosâ, pallidâ, lineis albis longitudinalibus flexuosis angulatim pictâ; spirâ brevissimâ, acutâ; aperturâ magnâ, supernè acutâ, infra effusâ, rotundatâ; umbilico angusto, tecto; callo columellari expanso, infra albo, crasso, supernè castaneo, tenuiore : long.  $1\frac{7}{10}$  unc. lat.  $1\frac{5}{10}$  unc.

*Obs.* This is the finest specimen I have ever seen of this extremely rare shell. Besides the longitudinal white zigzag lines upon a fawn coloured ground, there are four transverse bands, very little darker than the ground colour itself. The dark chesnut edging to the expanded columellar callus is a principal character of this shell.

### 1236. PYRAMIDELLA SOLIDA.

P. testâ conico-turritâ, lævi, albidâ, maculis fuscis, oblongis conspersâ: anfractibus 9, breviusculis, supernè depressione angustissimâ; umbilico parvo, rimâ circumdato : long.  $1\frac{1}{10}$  unc. lat.  $\frac{1}{2}\frac{3}{10}$  unc.

*Obs.* Besides the dark brown blotches, the shell is mottled all over with brownish. From Tranquebar.

### 1401. TURBO BICARINATUS.

T. testâ subrhomboideâ, albâ, epidermide lutescente indutâ; anfractibus tribus, ultimo maximo, carinis duabus validis, setosis, setis per fasciculos minimos aggregatis; umbilico parvo, subtecto, extus carinato, carinâ setosâ; aperturâ subtrigonâ, magnâ, infra subcanaliferâ, labio columellari planulato,

columellæ basi angulatâ: long.  $1\frac{4}{10}$  lat.  $1\frac{4}{10}$  unc.

*Obs.* A very singular shell, which we have placed in Turbo, because it approaches nearer to it in general form than to any other genus with which we are acquainted. We do not as yet know any of its affinities, though we have some reason for thinking it may be related to Cancellaria. Having given two representations of the shell, we shall not here describe it. We are informed that it was brought from Newfoundland.

#### 1402. TURBO TÆNIATUS.

T. testâ orbiculari-subconicâ, tenui, lævissimâ, imperforatâ, albidâ, transversim rufo-vittata; anfractibus quinque rotundatis, ultimo multò majore; aperturâ ferè orbiculari, intûs margaritaceâ; columellâ subincrassatâ, extûs depressiusculâ: long.  $\frac{17}{20}$  unc. lat. 1 unc.

*Obs.* A shell which approaches very nearly in general form to Lamarck's Turbo diaphanus: it is of a cream colour, with eight or nine reddish bands: the sutures are indistinct, and it is a very thin shell. Its locality is unknown to us.

#### 1418. PLANAXIS PLANICOSTATUS.

P. testâ oblongo-conicâ, profundè transversim sulcatâ, costis inter sulcos planulatis: colore fusco-nigricante, aperturâ pallidiore, columellâ albâ: long.  $\frac{9}{10}$  unc. lat.  $\frac{1}{2}$  unc.

*Obs.* From the Gallipagos Islands.

#### 1439. TURRITELLA CINGULATA.

T. testâ albidâ vel pallidè castaneâ, anfractibus tricingulatis, cingulis castaneis, crenulatis: long.  $2\frac{1}{10}$  lat.  $\frac{13}{20}$  unc.

*Obs.* The three crenulated transverse ridges form the characteristic feature of this species.

## 1442. TURRITELLA CINGULIFERA.

T. testâ transversè striatâ, albidâ, suturâ profundè impressâ, fuscâ : long.  $\frac{8}{10}$  unc. lat.  $\frac{2}{10}$  unc.

*Obs.* From the East Indies: a very common species.

## 1449. TURRITELLA SPIRATA.

T. testâ turritâ, albidâ, apice obtuso, anfractibus transversè costellatis, longitudinaliter fusco-fasciatis, supernè ad suturam depressione complanatâ conspicuâ ; aperturâ subrotundâ, labio externo integro, recto ; interno incrassato, reflexo : long.  $1\frac{7}{10}$  unc. lat.  $\frac{1}{2}$  unc.

*Obs.* From the Island St. Thomas. The point has probably been worn off, it has nevertheless been closed by the animal, so that it may be termed decollated. Two circumstances are remarkable in this shell, the broad flat depression of the upper part of the volutions, and the straight edge of the outer lip. Aware that it is generically distinguished by this latter circumstance from Turritella, we would not have added it to this genus had there been any more convenient place for it. Two other specimens are among the shells which I bought from G. Humphrey.

## 1503. PLEUROTOMA CRYPTORRHAPHE.

P. testâ turritâ, transversè striatâ umbilicatâ ; anfractibus infra medium unicarinatis, lineâ supernè infra suturam profundè impressâ ; caudâ brevi : long.  $2\frac{1}{2}$  unc. lat.  $\frac{3}{4}$  unc.

*Obs.* The keel appears to be placed in the middle of each volution, because the impressed line beneath the suture is much more conspicuous than the suture itself.



## 1533. TURBINELLA CHLOROSTOMA.

T. testâ ovali, albidâ longitudinaliter costatâ, transversè striatâ, apice acutiusculo; aperturæ margine denticulatâ, parte internâ luteâ, canalis basi fusco maculatâ: long.  $\frac{3}{4}$  lat.  $\frac{1}{2}$  unc.

*Obs.* Two specimens of this shell are in the collection, one of which is without spots, and the other has a row of dark chesnut spots along the middle of the last volution, and a few spots of the same colour close to the suture: the row of spots in the middle of the last volution is so arranged that one spot comes between each longitudinal rib.

## 1535. TURBINELLA FUSUS.

T. testâ ovato-fusiformi, apice basique acuminatis, striatis, anfractibus supernè obsolete nodulosis, suturâ canaliculatâ, columellâ 5 seu 6 plicatâ; long. 7 unc. lat. 3 unc.

*Obs.* Of this shell, which is nearly related to T. Scolymus, there are two specimens, of which one has lost its epidermis and has only five folds on the columella; and the other, which has six folds, retains its epidermis: this species has not the large tubercles of the upper part of the whorls that characterize T. Scolymus.

## 1543. CANCELLARIA OBLONGA.

C. testâ oblongâ, apice acuminatâ, basi rotundatâ, anfractibus 5, leviter ventricosis, concinnè decussatis: long.  $1\frac{2}{10}$  lat.  $\frac{6}{10}$  unc.

## 1544. CANCELLARIA NODULIFERA.

C. testâ ovato-ventricosâ, apice acuminatâ, anfractibus 6, carinato-noduliferis, ultimo transversim costato-striatâ, costis noduliferis, seriè superiore

maiore: labio externo crenulato; long.  $2\frac{1}{3}$  unc.  $1\frac{3}{5}$  unc.

*Obs.* This shell is of a pale yellowish brown colour, with a white band near the base of the last volution.

### 1552. FASCIOLARIA PAPILLOSA.

F. testâ fusiformi, apice papilloso, anfractibus transversè striatis, medianè nodosis; aperturâ intus lævi, caudâ longâ; long.  $3\frac{7}{16}$  lat.  $1\frac{3}{8}$  unc.

### 1553. FASCIOLARIA PRINCEPS.

F. testâ fusiformi, aurantiacâ, anfractibus 7 superioribus nodulosis, sulcatis, ultimo ventricoso, sulcis validis, distantibus; aperturâ transversè et interruptè rufo-lineata: operculo bifariam sulcato, radiato; long. 8 unc. lat.  $3\frac{1}{4}$  unc.

*Obs.* This handsome and exceedingly scarce shell is covered with a dark brown epidermis.

### 1614. PYRULA VENTRICOSA, Nobis.

*Ficus tenuis, magna, cancellata, &c.* Martini, III. t. 66, f. 733.

P. testâ ficiformi, tenui, supernè ventricosâ, tenuissimè cancellatâ; costis transversis, rotundatis, distantibus; spirâ depressâ; colore albido, brunneo-nebuloso; costis pallidis, brunneo articulatis maculatis; aperturâ intus violaceâ: long.  $4\frac{1}{4}$  unc. lat,  $2\frac{5}{8}$  unc.

*Obs.* This fine shell appears to us to be very distinct from Lamarck's *P. reticulata*, and to accord extremely well with Martini's figure above cited. It is one of those remarkable shells commonly known in this country under the name of Figs, but we believe it to be an extremely rare species, as we have never met with another specimen. Its locality is unknown to us.

## 1615. PYRULA GRACILIS, Nobis.

P. testâ elongato ficiformi, tenui, albidâ, brunneo-nebulosâ, striis, longitudinalibus exilissimis; transversis eminentioribus, planulatis; aperturâ intus brunneâ, labio externo albido; long.  $4\frac{4}{10}$  unc. lat.  $2\frac{3}{10}$  unc.

*Obs.* A shell of more slender proportions than the other Figs, and apparently very distinguishable by the characters given above. There are several specimens in this collection, but the locality has not been preserved with any of them.

## 1629. PYRULA COARCTATA.

P. testâ pyriformi, transversè striatâ, albidâ, longitudinaliter strigis aurantiaco-brunneis ornatâ; anfractu ultimo ventricosò, ad basim subitò coarctato, in canalem longam decurrente, supernè noduloso-carinato; spirâ depressiusculâ, apice mammillari; aperturâ intus sulcatâ; columellâ obliquissimè uniplicatâ: long.  $3\frac{7}{10}$  unc. lat.  $1\frac{5}{20}$  unc.

*Obs.* This elegant shell very nearly resembles the *Pyrula Spirillus*, *Lam.* in general form, the fold at the base of its columella is, however, much more oblique, and its mammillary point much smaller; it is, moreover, differently marked. A reverse specimen of the same species is numbered 1630.

## 1631. PYRULA BULBUS.

P. testâ subglobosâ, lævi, pallidâ, longitudinaliter fusco-strigatâ, aperturâ oblongâ, amplâ; columellâ incrassatâ, medianè emarginatâ, basi acutiusculâ; caudâ recurvâ, bicarinatâ: spirâ brevissimâ, productiusculâ; long.  $1\frac{3}{20}$  unc. lat.  $1\frac{7}{10}$  unc.

*Obs.* This specimen has the outer edge of the inner lip of a fine violaceous colour. Locality unknown.

## 1634. STRUTHIOLARIA OBLITA.

Str. testâ subturritâ, anfractibus 2 vel 3 superioribus noduloso-carinatis, inferioribus supernè subcarinatis, lævibus, quasi pallio incolæ reflexo oblitis; labio externo acutiusculo; long.  $1\frac{8}{10}$  lat.  $\frac{19}{20}$  unc.

*Obs.* A remarkable species, inasmuch as the outer lip is thin and rather sharp-edged, and the lower volutions are smooth, as if they had been covered over by the mantle of the animal, being turned back when in motion, and depositing a thin coat of testaceous matter. A rare species, from New Zealand.

## 1641. RANELLA VERRUCOSA.

R. testâ acuminato-ovatâ, verrucosa, albâ, ultimo anfractu seriebus tribus verrucarum; maculâ fuscâ in summitatem singularum: labio interno transverse aurantiaco-lineato; long.  $1\frac{5}{10}$  lat.  $1\frac{2}{10}$  unc.

*Obs.* A very singular specimen, in shape resembling *R. bufonia*; its white warts with a dark brown spot at the top of each form its principal character.

## 1645. RANELLA PULCHELLA.

R. testâ fusiformi, albâ, anfractibus 7, cancellato-granulosis; suturis validis, varicibus latissimis, radiatim striatis, alternis striarum apicibus rotundatis, caudâ longiusculâ; long.  $\frac{7}{8}$  unc. lat.  $\frac{5}{8}$  unc.

*Obs.* This very pretty little shell is ticketed in Mr. G. Humphrey's hand-writing "*The Finned Frog, from Japan?*" A figure, probably drawn from a specimen of the same species, is to be seen in Chemn. xi. t. 193, f. 1860-1861, which, however, is referred to by Dillwyn as a variety of *Murex Gyrinus*, and by Chemnitz himself is called "*Varietas notabilis Mur. Gyryni, Lin.*"

## 1703. MUREX MONODON.

*M. testâ* subfusiformi, tenui, anfractibus 6 seu 7, rotundato-ventricosis, transversim costato-striatis, asperis, irregulariter subquadrifariam varicosis: varicibus spinis longis, recurvis, dentatis armatis; suturâ validâ; aperturâ subrotundâ, labio externo infra medium dente valido instructo; caudâ longiusculâ, subrecurvâ.

Martini Conch. Cabin. III. t. 105, f. 987, 980.

*Obs.* This shell, of which there are two specimens in the collection, appears to have been reckoned among the varieties of *Murex ramosus*; we think, however, that it is perfectly distinguished by a strong tooth placed below the centre of the outer lip, which is evident in all ages of the shell; a longitudinal tuberculated rib is observable between the varices of the upper volutions.

## 1704. MUREX MONODON Var.

*M. testâ* crassiore, spinis varicum brevioribus, anfractibus omnibus interstitiis tuberculiferis, suturâ læviore.

## 1789. STROMBUS CRENATUS.

*S. testâ* subovatâ, ventricosâ, lævi, spirâ brevi, mucronatâ, anfractibus prope suturas elevatiusculis, demum latè depressis, parte inferiore et ventricosiore profundè transversim sulcatâ; aperturâ amplâ, labio externo expanso, margine plicato, crenato; long.  $7\frac{1}{2}$  unc. lat.  $5\frac{1}{2}$  unc.

*Obs.* Three specimens of this fine shell, in various stages of growth, adorn this collection; they are of a light chesnut colour, mottled with white, and are all covered with a strong slightly foliaceous epidermis. The largest specimen does not appear to be full grown, for it has not thickened its outer lip, which is white within.

## 1791. STROMBUS RUGOSUS.

S. testâ oblongâ, longitudinaliter plicatâ, transversè striatâ, apice acuminatâ, anfractibus supernè nodulosis; ultimo anfractu alterâ tuberculorum minorum serie instructo; aperturâ oblongâ, labio externo intus striato, columellari valido, supernè infraque transversim striato; suturâ crenulatâ: long.  $1\frac{8}{10}$  lat.  $\frac{8}{10}$  unc.

*Obs.* This shell approaches nearer to *S. plicatus* than to any other species; from that it is, however, distinguished by the second row of tubercles on the last volution, by its longer spire, and by its rugosity. The specimens are of a rusty brown colour, a little mottled with white. From the East Indies.

## 1792. STROMBUS GRACILIOR.

S. testâ ovato-oblongâ, apice acuminato-pyramidali, ad basim transversè striatâ, pallidè aurantiacâ; anfractibus supernè nodulosis; labio interno tenui, expanso, externo dilatato, intus transversè leviter sulcato: long.  $2\frac{5}{20}$  unc. lat.  $1\frac{4}{20}$  unc.

*Obs.* A general resemblance is observable between this and *Str. Pugilis*, from which it is principally distinguished by its smaller size, its acutely pyramidal spire, and its more slender shape. It may possibly prove to be only a variety of that species.

## 1823. CASSIS CORONULATA.

C. testâ ovato-turgidâ, apice acuminatâ, lævi, albidâ, pallidè rufo-subtessellatâ; anfractibus supernè serie unicâ tuberculis subacutis coronulata, superioribus cancellatis; varicibus duobus ad quatuor rufo-maculatis; aperturâ elongatâ, labii columellaris margine inferiore simplice; columellâ basi sulcatâ: labio externo intus denticulato, dentibus obsoletis duobus vel tribus ad basim marginis.

*Obs.* This bears a great general resemblance to *Cassis glauca*, Lam. and might easily be mistaken for that species: the following are the particular characters by which it may be distinguished: a more elongated general form, its light brown markings upon a lightish ground colour, and its wanting the sharp teeth at the basal margin of the outer lip, as well as a projecting appendage at the corresponding base of the inner lip.

#### 1824. CASSIS RINGENS, Swainson.

*Obs.* This shell cannot properly be arranged with the *Cassides*: in our opinion it forms a good genus, to which also *Dolium Pomum* should be referred. In the present Catalogue we have transferred the latter to the genus *Cassis*, in order that the two species might be brought close to each other. In this respect we have followed Swainson, notwithstanding our own conviction that they approach nearer in natural affinity to *Dolium*.

#### 1826. CASSIS COARCTATA.

*C. testâ* cylindræco-oblonga, læviuscula, albidâ, castaneo-variegatâ et interrupte fasciatâ, spirâ brevi, subacuminatâ; dorso seriebus quatuor tuberculorum subobsoletorum; aperturâ elongatâ, supernè coarctatâ; labio externo margine acutiusculo, intus dentato; columellâ plicatâ; long.  $2\frac{8}{10}$  lat.  $1\frac{5}{10}$  unc.

*Obs.* Certainly not a common species, though we have met with it several times. We believe it to be a New Zealand shell.

#### 1958. BUCCINUM MELANOSTOMA.

*B. testâ* ovato-oblongâ, aurantiaco-ferrugineâ, transversè sulcatâ et striatâ, longitudinaliter undatâ,

anfractibus convexis, suturâ validâ, aperturâ ovatâ, labio interno fusco-nigricante, externo intus sulcato, albo, margine denticulato, aurantiaco, dente quinto ab basim prominente.

*Obs.* Six specimens in the collection all accord perfectly in the characters above given: the longitudinal undulations, or folds, are very prominent, and the transverse ribs, or grooves, run over them. It is remarkable that the fifth tooth from the base of the outer lip is the largest, and that it corresponds to a groove that is more deeply marked on the outside than the others. This shell resembles *B. Tranquebaricum* in general form; in the latter remarkable character, however, it will be found to differ materially. There are some fuscous spots sprinkled over the ribs.

#### 1663. EBURNA PAPILLARIS.

*E.* testâ oblongo-conoideâ, politâ, albâ, punctulis numerosissimis fuscis; spiræ apice papilloso; anfractibus rotundatis, supernè depressis; columellæ basi acutâ: long.  $1\frac{7}{10}$  lat. 1 unc.

*Obs.* One specimen of this pretty shell adorns this collection, it is the second that has come under our observation, another, which was in the African Museum, being in Mr. Broderip's possession. The species has not the spiral channel within, that distinguishes others of the genus.

#### 1694. EBURNA AMBULACRUM.

*E.* testâ ovali, apice acuminatâ, lævi, albidâ, maculis transversè oblongis, fulvis: spirâ brevi, anfractibus ventricosus, supernè canaliculatis, umbilico valido, intus lævi: long.  $1\frac{4}{10}$  lat. 1 unc.

*Obs.* This shell approaches very nearly to *E. spirata*, from which, however, it may be distinguished



by the more ventricose volutions and the regularity and smoothness of the inside of the umbilicus. We are informed by Mrs. Mawe that it has been received from Java.

1983. TEREBRA LINEOLATA.

Chemn. IV. t. 155, f. 1463.

T. testâ oblongâ, turrîtâ, lævi, albâ, lineolis longitudinalibus, subundatis, flavidis pictâ; anfractibus 7 rotundatis, basi sulcatis, margine superiore sulco valido prope suturam: long.  $1\frac{2}{10}$  lat.  $\frac{5}{10}$  unc.

*Obs.* The figure of Chemn. above quoted is referred to by Dillwyn as a representation of Buccinum vittatum, which our shell resembles in general form; the sutures, however, are not crenulated, and it has only one groove, close to the upper edge of each volution. From Tranquebar.

1984. TEREBRA STRIGATA.

T. testâ turrîto-subulatâ, pallidâ, strigis longitudinalibus, fuscis, irregulariter ornatâ, anfractibus obliquè longitudinaliter subplicatis, lineâ impressâ centrali divisâ: long.  $5\frac{1}{5}$  lat.  $1\frac{1}{5}$  unc.

*Obs.* The colours of this shell resemble those of the Zebra, for which reason it may be considered a very handsome shell; and it is extremely rare, only a few specimens having been brought from the Panama.

1985. TEREBRA-FUSCO MACULATA.

T. testâ turrîto-subulatâ, acutissimâ, pallidè fuscâ, anfractibus non ventricosus, lineâ impressâ supernè divisâ, superioribus obliquè longitudinaliter sulcatis, inferioribus læviusculis, fusco-maculatis; areâ inter suturam et lineam impressam sulcatâ, fusco-maculatâ; long. 4 unc. lat.  $\frac{13}{20}$  unc.

*Obs.* We have formerly received this shell from Senegal, wherefore we at first supposed it might be Lamarck's *T. Senegalensis*; upon examination, however, it does not accord with his description. Our shell is of a light brown colour, the upper part of the volutions above the impressed line are regularly spotted with dark brown; the spots on the lower part of the volutions are arranged in rows, the upper of which is contiguous to the impressed line. The grooves of the upper volutions are interrupted by the impressed line. In the larger specimens the grooves become obsolete on the lower volutions.

#### 1986. TEREBRA PUNCTULATA.

T. testâ turrito-subulatâ, læviusculâ, pallidè aurantico-fulvâ, lineâ prope suturam impressâ; suturâ validâ, crenulatâ; anfractibus planulatis, medianè lineis punctatis, transversis, plerumque duplicatis impressis; long.  $2\frac{3}{10}$  lat.  $\frac{5}{10}$  unc.

*Obs.* This shell is of an uniform pale orange brown colour throughout. In one specimen there are two pairs of transverse dotted lines on each volution, and in the other there is a single dotted line between the two pairs.

#### 1987. TEREBRA TRICOLOR.

T. testâ turrito-subulatâ, longitudinaliter obliquè striatâ, anfractibus planulatis, supernè pallidè luteis, infrâ carneo-fuscis, lineis duabus impressis, alterâ prope suturam, alterâ carmesinâ, ad basim notatâ, ultimo lineâ tertiâ, impressâ, basali, rubrâ, labio columellari elevato; long.  $2\frac{4}{10}$  lat.  $\frac{4}{10}$  unc.

*Obs.* There are two specimens of this shell, from the Island of St. Thomas: the upper part of each volution, above the first impressed line, is of a pale yellowish colour, the remainder of each volu-

tion being of a dark brownish flesh colour, and the lower impressed line of a bright crimson; on the last volution is another impressed crimson line near the base.

### 1989. TEREBRA NUBECULATA.

T. testâ turrîto-subulatâ, albo et aurantiaco-nebulosâ, anfractibus longitudinaliter sulcatis, sulcis confertis, interstitiis sulcorum crenulatis, lineâ prope suturam punctis impressis notatâ; basi aurantiacâ; long.  $2\frac{4}{10}$  lat.  $\frac{9}{20}$  unc.

### 1990. TEREBRA NEBULOSA.

T. testâ turrîto-subulatâ, læviusculâ, transversè obsoletè striatâ, albo et aurantiaco-nebulosâ, anfractibus superioribus longitudinaliter sulcatis, lineâ impressâ prope suturam notatâ; basi aurantiacâ; long.  $2\frac{7}{20}$  lat.  $\frac{9}{20}$  unc.

*Obs.* The two species above described approach each other very nearly in general appearance: in the latter the longitudinal grooves are more distant from each other, they do not extend to the lower volutions, and the space between the impressed line and the suture is rounder.

### 2014. COLUMBELLA FASCIATA.

C. testâ oblongâ, lævi, apice obtusâ, basi transversè sulcatâ, anfractibus albido fulvoque variegatis, supernè albis, suturâ validâ, sulco subobsoleto prope suturam: columellâ lævi; long.  $1\frac{3}{10}$  lat.  $\frac{7}{10}$  unc.

*Obs.* This is the largest species of *Columbella* we have seen; on a ticket in Mr. Budgin's hand-writing it is called "The white banded and variegated large Olive nut, from the East Indies, *V. fasciata*."

## 2094. MITRA SUCCINCTA, Swainson.

*M. testâ ovato-fusiforâ, albâ fusco-variâ; costis transversis carinatis, interstitiis serie binâ punctis, spirâ gracili, breviorè; labio crenato.*

Shell ovate-fusiform, with transverse carinated striæ, the interstices with a double series of punctured dots, white varied with brown; spire slender, rather short, lip crenated.

*Obs.* The shape and habit of this shell is intermediate between *M. granatina*, Lam. and *M. texturata*, having the more slender form of the first, and the shorter spire of the second. The whole shell is crossed by elevated, well defined, and somewhat carinated striæ, or rather ribs, sufficiently apart to admit of two series of linear punctures, divided by an indented line, between each rib. The spire is slender, and shorter than the aperture; and the outer lip obtusely crenated. The ground colour of the shell is white, marked by broad and somewhat interrupted shades of brown, disposed longitudinally; pillar 5 plaited. In another specimen the brown shades assumed the appearance of bead-like dots on the ribs.

## 2095. MITRA SULCATA, Swainson.

*M. testâ parvâ, subconiformi, transversim sulcatâ, albâ griseo-variâ; fauce fuscâ; labio crenato.*

Shell small, subconical, transversely sulcated, white varied with grey, throat brown; lip crenated.

*Obs.* In shape nearly approaching to *M. carinata* (Sw. Ill. of Zool. pl. 2. ined.) but its shorter spire gives it something the appearance of a *Conœlix*. The whole shell is crossed by deeply sulcated striæ, or more properly grooves; the interstices being convex on the body whorl, but rather carinated on the shoulder and spire, which gives to these parts an angulated appearance; the base is contracted, and

not in the least recurved; the aperture is longer than the spire, and is brown within; the outer lip crenated, and the pillar five-plaited. The ground colour of the shell is white, with four or five longitudinal grey waved stripes, and transverse dotted bands of pale yellow between the grooves. Length nearly one inch.

2096. MITRA LEUCOSTOMA, Swainson.

*M. testâ ovatâ, lævi, epidermide olivaceâ, lineis fuscis, capillaribus, transversis cinctâ: aperturâ effusâ albâ.*

Shell ovate, smooth, epidermis olive with transverse, brown, capillary lines; aperture effuse, white.

*Obs.* Size and shape of *M. lugubris*, Swains. Length  $1\frac{2}{6}$ . Shell entirely smooth, white, but entirely covered by a thin olive epidermis, which forms a paler band adjoining the upper margin of each whorl: numerous, slender, and well defined brown lines encircle both the body whorl and spire, these lines are slightly indented, and, in some parts, appear as if minutely punctured. The base is without grooves, the outer lip is smooth, and the aperture pure white; suture uneven; pillar four-plaited; spire and aperture of equal length.

2097. MITRA RUGOSA, Swainson.

*M. testâ subfusiformi, perforatâ, turritâ, rugosâ, decussatim sulcatâ; anfractibus angulatis, anfractu basali medio contracto; basi subrecurvâ.*

Shell subfusiform, perforated, turreted; rough with decussated grooves, whorls angulated, basal whorl contracted in the middle, base sub-recurved.

*Obs.* The shape of this curious species comes nearest to that of *M. costellaris*, but the spire is longer in proportion, and the basal part less contracted. The whole shell is rendered very rough by

numerous deep grooves, which are decussated at nearly equal distances; the interstices resemble excavated hollows, and make the elevated parts granulated; the volutions are obtusely angulated, and the middle of the body whorl contracted. Throat striated; outer lip crenated, base slightly recurved, pillar five-plaited. Colour pale, slightly clouded with brown. Length  $1\frac{4}{10}$ .

#### 2146. VOLUTA PULCHRA.

V. testâ oblongo-ovatâ, subfusiformi, lævi, nitidâ, carneâ, albido-maculatâ, maculis spadiceis triseriatim irregulariter dispositis, ornatâ; anfractibus supernè adpressis, tuberculis acutiusculis, subcompressis, coronatis: aperturâ supernè acutâ, columellâ 4-plicatâ. Long.  $2\frac{4}{10}$  lat.  $1\frac{1}{10}$  unc.

*Obs.* In general form this very beautiful shell resembles some of the elongated varieties of *Voluta Vespertilio*, the spire, however, is more acuminate, and appears as if contracted just above the first volution. The specimen before us is of a delicate flesh colour with snow white specks, and there are three bands formed of irregular spots of a rich chesnut colour. We have heard that another specimen of this extremely rare shell exists in the collection of Mr. Spurrett.

#### 2149. VOLUTA FULGETRUM.

V. testâ oblongâ, lævi, spirâ acuminatâ, apice papillosâ, lævi; pallidè carneâ, spadiceo anguloso-stri-gatâ, (quasi fulguratâ) anfractu ultimo ventricoso, supernè subangulato; aperturâ oblongâ, supernè acutâ, labio columellari tenui, expansissimo: columella triplicatâ: long. 6 lat. 3 unc.

*Obs.* In size and form this shell approaches nearly to *Voluta magnifica*, it is, however, easily dis-

tinguished by its acuminate, papillose spire, by the obtuse angle on the upper part of the last volution, and by its markings, which consist of acutely angular broad streaks of a dark chesnut on a flesh coloured ground. The left lobe of the mantle of the animal must have been very large, since the columellar lip is extended so as to cover half of the lower volution. This is the only specimen we have seen.

### 2150. VOLUTA AULICA, Solander.

*Obs.* There can be no reason to doubt this being the identical specimen which was described by Dr. Solander from the Portland Collection. As any information relating to the history of so beautiful and rare a shell may be interesting to our readers, we copy Dr. Solander's description, which has been communicated to us by W. J. Broderip, Esq. from the MS. in the late Sir Joseph Banks's library, together with the notices relating to it from the Catalogue of the Portland Collection and that from the Catalogue of the Calonne Collection.

#### I. From Dr. Solander's MS.

*Spira apice mammillari.*

*Aulica.* Voluta emarginata, oblonga, inermis, albo luteoque nebulosa, spirâ conicâ: anfractibus obliquè planis: mamillâ lævi; columella quadruplicata. Habitat in oceano I.

M. C. P.

#### II. From the Catalogue of the Portland Collection.

4021. A very fine specimen of *Voluta Aulica*, S. a beautiful red clouded species of the Wild Music kind, its country unknown, unique.

III. *From the Catalogue of the Calonne Collection.*

273. *Aulica*—le Courtisan ou le Nuage rouge.—  
Courtier or Red clouded.—*Voluta aulica*, Soland.  
This beautiful shell is unique. Its country is unknown, but presumed to be from some newly discovered Island in the South Seas. M. P. 4021.

2151a. *MARGINELLA GOODALLI.*

*M. subovata*, extremitatibus subacuminatis, flavido-carnea, albido guttata; spirâ brevi; anfractu ultimo maximo, supernè rotundato-angulato, suturâ inconspicuâ; aperturâ angustâ, columellâ quadruplicatâ, plicis validis; labii externi margine interno denticulato: long.  $1\frac{3}{20}$  lat.  $\frac{7}{40}$  unc.

Shell subovate, rather acuminate at each extremity, of a yellowish buff colour, with round white spots: spire short, last volution much the largest, with a rounded angle at its upper part; suture inconspicuous; aperture rather narrow, flesh-coloured within: four strong folds on the columella, of which the base is one: outer lip much thickened and reflected, its inner margin denticulated.

*Obs.* This is the only perfect specimen I have ever seen of this elegant little shell; there is, however, a single incomplete specimen among Mr. G. Humphrey's stores. I have the pleasure of naming it in honour of my excellent Friend the Rev. Joseph Goodall, D.D. Provost of Eton College, &c.

2260. *CYPRÆA UMBILICATA.*

*C. testâ oblongo-ovatâ, basi acuminatâ, supernè subrostratâ, umbilicatâ, dorso ventricosò, pallido, fusco-maculato; ventre subrotundato, albido; marginibus rotundatis, albidis, fusco maculatis; aperturâ, dentibusque subdistantibus, pallidissimè subfuscis; long.  $3\frac{3}{10}$  unc. lat.  $2\frac{3}{10}$  unc.*



*Obs.* This singular Cowry, of which we have only seen two specimens, neither of them in good condition, appears not to have been noticed by any author; it is principally distinguished by a deeply umbilicated spire, the upper part of the aperture being produced and rather reflected, and by its acuminate base: in general form it resembles a pear, and its colour and markings are like those of some varieties of *C. Tigris*. We are not acquainted with its native country. The other specimen is in our own collection.

2261. *CYPRÆA MELANOSTOMA*, Leathes MS.

*C. testâ ovali, turgidâ, subfuscâ, transversè obsolete-tissimè brunneo-fasciatâ, guttulis elevatiusculis, niveis conspersâ; ventre convexiusculo, extremitatibusque albidis, lateribus dorsalibus subincrassatis, utrâque extremitate subfoveolatis; dentibus labii externi medioeribus, interni minoribus; interstitiis fusco-violascentibus; long.  $2\frac{3}{5}$  lat  $1\frac{4}{5}$  unc.*

*Obs.* This Cowry, which we understand to have been brought from the Red Sea, does not appear to be uncommon; we do not, however, find it described either by Dillwyn, Lamarck, or Gray. It has been mistaken for *C. Vitellus*, to which it approaches nearly in general appearance. It has, nevertheless, been long distinguished from that species, and may be known by its want of the arenaceous transverse lines so characteristic of *C. Vitellus*; the teeth on the inner lip are smaller than in that species, and their interstices are of a brownish violet colour: the teeth of the outer lip are larger than those of the inner; and the whole margin of the shell is whitish. In its incomplete state it is destitute of the pearly white specks on the back.

## 2288. ANCILLARIA APERTA.

A. testâ oblongâ, cylindraceo-ventricosâ, aurantiacâ ; spirâ brevissimâ obtusâ ; suturâ rotundato-impresâ ; anfractu ultimo cingulo basali unico, sulco supra varicem instructo, varice albo, obliquè striato ; aperturâ amplissimâ, pallidâ, supernè obtusâ, labio externo ad basim edentulo, lævi : long.  $1\frac{5}{10}$  lat.  $\frac{1}{2}\frac{5}{10}$  unc.

*Obs.* A beautiful species, and apparently very distinct from all those described by Mr. Swainson in the 36th Number of the Journal of Science, Literature and Arts. It differs from *A. effusa*, the only one with which, on account of its large aperture, it could be confounded, in the following particulars: it is a much less slender shell, it is not banded with white, it has not a deep groove above the varix of the columella, it has only a single belt above the said groove, nor has it any tooth at the base of the outer lip.

## 2330. OLIVA SPLENDIDULA,

O. testâ cylindraceo-oblongâ, albidâ, fasciis duabus, alterâ supra medium, alterâ basali, utrâque maculis trigonibus fuscis, confertis notatâ : interstitiis fasciarum maculis trigonibus fusco-nigris conspersis : spirâ brevi, mucronatâ ; cingulo basali fusco maculato ; aperturâ intus pallidè fulvâ ; columellæ plicis regularibus, basi carneâ : long.  $1\frac{8}{10}$  lat.  $\frac{8}{10}$  unc.

*Obs.* A very beautiful Olive, and apparently very distinct ; the pale ground colour is finely relieved by the two dark brown bands composed of triangular fuscous spots and larger intermediate rich dark brown blotches. We have never seen any other specimens of this Olive than those contained in this collection, nor are we acquainted with its locality.

## 2331. OLIVA PATULA.

*Voluta patula*, seu *aperta*, Sol. MS.

O. testâ oblongâ, depressiusculâ, subalatâ; griseo-lutescente, maculis fulvis pallidis adpersâ, spirâ brevi columellâque supernè callosis; callo incrasato, albo, lævi, columellâ albâ obliquè sulcatâ, plicâ majusculâ ad basim internam; cingulo basali griseo-lutescente, bipartito, pallidè fulvo maculato: aperturâ pallidâ, subfuscâ, patulâ, supernè subrotundatâ: long  $1\frac{1}{2}$  lat.  $\frac{3}{10}$  unc.

*Obs.* From the Brazils. This is certainly a very remarkable species, which we do not find noticed by any author: its depressed form, large expanded outer lip and consequently wide aperture, together with the depression at the base of the body volution above the varix and the large acute-edged fold at the base of the columella distinguish it at once from all others. The external colour of the body whorl above the double belt is greyish yellow, through which are sometimes seen pale markings of a fuscous colour, these are not, however, always observable. In one specimen, which appears to have been treated with acid or to have had its outer coat otherwise abraded, these angular fuscous markings are much more distinct. This is certainly not a common species; there are, however, several remarkably fine specimens of it in the collection of Mr. G. Humphrey. Two varieties may be distinguished, one of which is much broader than the other.

## 2332. OLIVA BIPLICATA.

O. testâ ovali, griseo-fulvescente, longitudinaliter substriatâ, lævi; spirâ subacuminatâ, suturâ subfuscâ; columellâ lævi, supernè callosâ, ad basim biplicatâ; aperturâ, columellæ basi, cinguloque basali violaceo tinctis; long. 1 lat.  $\frac{6}{10}$  unc.

*Obs.* A pretty little Olive, of a very regular oval form, from the west coast of North America; its smooth columella, callous at the upper part, and having two small folds at the base, is its principal characteristic mark.

### 2333. OLIVA COLUMELLARIS.

O. testâ oblongâ, depressâ, fuscâ, apice, basi, fasciisque duabus albidis; labio columellari albo, incrassato, calloso; callo supernè inter superiorem labii externi partem et spiram interposito; plicâ unicâ ad basim internam columellæ; aperturâ supernè acutâ, subtus effusâ, margine albedo; operculo tenui, lanceolato, corneo. Long.  $\frac{6}{10}$  lat.  $\frac{3}{10}$  unc.

*Obs.* The singularly incrassated, callous upper part of the inner lip separating the spire from the upper part of the aperture, gives to this shell a very extraordinary appearance, and forms the characteristic feature of the species. The inside of the aperture is dark brown, with a single, nearly central yellowish band.

### 2467. CONUS CINGULATUS.

C. testâ subcylindræo-oblongâ, ventricosiusculâ, albâ, pallidè roseo nubeculatâ; spirâ sulcatâ, anfractuum marginibus elevatis: anfractu ultimo supra infraque sulcato, medio cingulo planato; columellâ basi subumbilicatâ; long. 2 unc. lat.  $1\frac{1}{10}$  unc.

*Obs.* This is a very delicate Cone, which we do not find described by Lamarck nor figured in the Encyclopædia; it approaches nearly in shape to *Conus ballatus*, it is white with delicate rose-coloured irregular markings; its spire, as well as the upper and lower extremities of the last volution, is deeply grooved.

# PROPOSALS

FOR PUBLISHING, BY SUBSCRIPTION,

IN

*About Fifty Quarterly Parts,*

PRICE £1 11s. 6d. each,

## SPECIES CONCHYLIIORUM;

OR DESCRIPTIONS

OF

ALL THE KNOWN SPECIES

OF

**Recent Shells,**

BY G. B. SOWERBY, F. L. S. &c.

*Illustrated by Coloured Plates,*

BY J. D. C. SOWERBY, F. L. S. &c.

---

IN consequence of the great extent of this undertaking, and in order to secure its regular continuation, it is requested that those who desire to patronize the Work will forward their names and addresses to the Author, 156, Regent Street, London; or to Messrs. SOWERBY, 2, Mead Place, Lambeth. The Work will be printed on Royal Quarto, and each Number will contain about eighteen highly finished Plates, coloured from Nature, and comprise about 100 Species; so that when complete there will be descriptions and figures of about Five Thousand Species. Those Subscribers who are disposed to favour the undertaking by advancing Twenty Pounds, will have the complete Work delivered to them for Sixty Pounds; so that for each Part, as it appears, they will have only to pay Sixteen Shillings; thus


obtaining the whole Work for the sum of Eighteen Pounds Fifteen Shillings less than those who do not make such advance. The first Number, or Part, will be published as soon as one hundred Subscribers shall either have paid Twenty Pounds or signified their intention of patronizing the Work.

The possession of the celebrated TANKERVILLE COLLECTION, though but for a short time, will enable us to secure drawings and descriptions of many Shells that could not otherwise be easily obtained: this, in addition to our own private Collections, and the immense number of Species contained in the Collection, late the property of Mr. GEO. HUMPHREY, and the access we have through their liberality to the Collections of many of our kind Friends, will put it in our power to render this Work by far the most complete in its kind.




The principal features of the SPECIES CONCHYLIORUM, which we have the pleasure of announcing in present Prospectus are summarily as follows:—

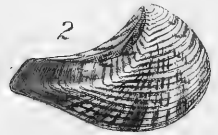
- I.---The Work to be elegantly printed on Royal Quarto, hot-pressed Paper, and the Plates to be accurately engraved, and coloured after Nature from good specimens.
- II.---The Descriptions to be given in Latin and English, together with such observations as may occur and render the Work generally interesting, in English.
- III.---The number of Species and Varieties to be described and figured to be 5000, which will be contained in from 900 to 1000 Plates.
- IV.---The price for the 5000 Species and Varieties together to be £60 to Subscribers who advance £20; 16s. to be paid for each Number on delivery.
- V.---To Subscribers who do not advance £20, the price of the whole Work will be 75 Guineas: £1 11s. 6d. to be paid for each Number on delivery.



1

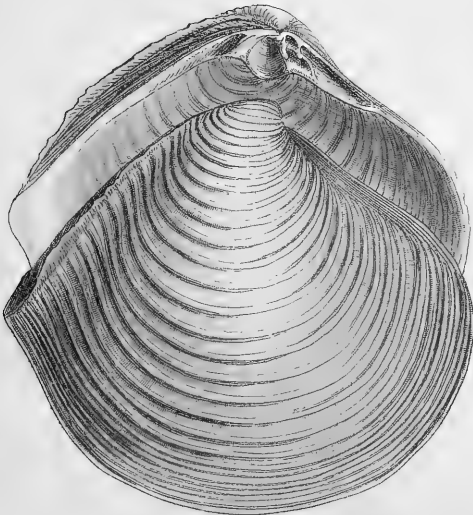


2



2

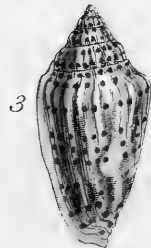
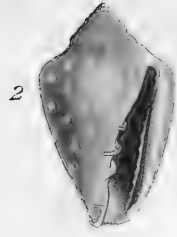
3



1 *Tellina pulcherrima*  
2 *Crassatella radiata*  
3 *Mactra elegans*








1. *Marginella villata*.  
2.....*Goodalli*.  
3. 4.....*bifasciata*.





1



2

1. *Voluta Cymbiola*.  
2. .... *pulchra*.



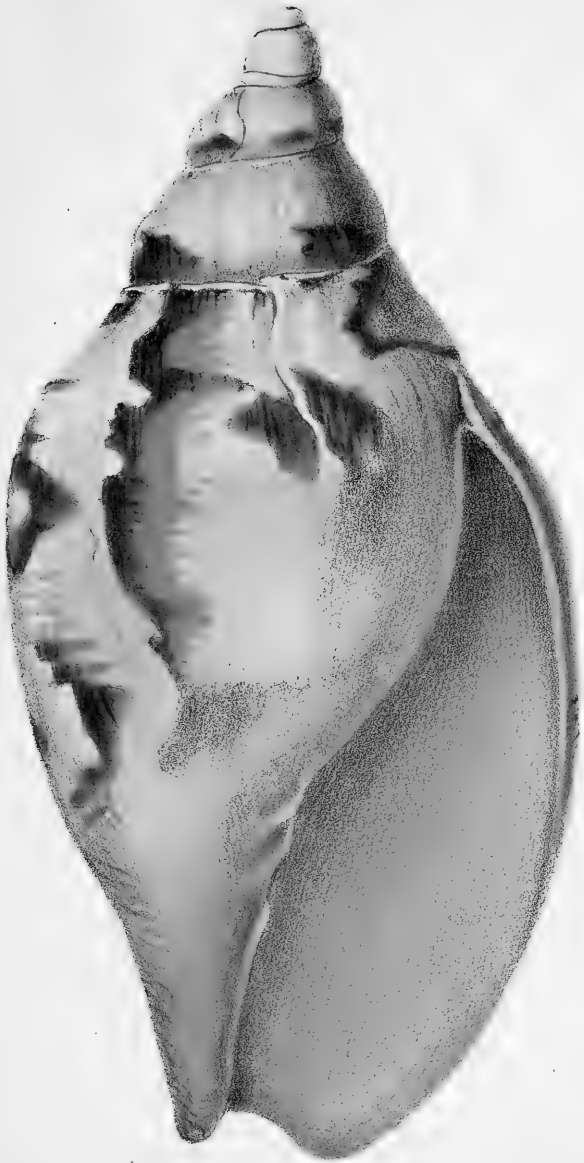


*G. Schar. & Sieber*

*Printed by C. Hillmanstedt*

*Voluta Fulgetrum. Sowerby in I.C. 2149.*





G. Schart Zeichg.

Verh. d. Zool. Mus. Wien, Bd. 1, Taf. 1, Fig. 1.


*Voluta Fulgetrum*: Sowerby in I. C. 2149.







*Voluta Aulica.*





G. Scharf lithog

Printed by C. Hallmandel.

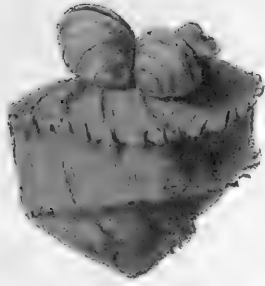
*Cypraea umbilicata*. Sowerby in *T.C.*: 2260





1. 2. *Conus Gloria Maris*.  
 3. 4. .... *vespertinus*.





*J. Fisher sculpit del*

*Printed by O. Fullmann del.*

*Turbo bicarinatus. . Sowerby in Tank. Cat. 1404.*





Shortly will be published, price 2s. 6d.

A CATALOGUE of the SHELLS contained in the COLLECTION of the late EARL of TANKERVILLE,

ARRANGED ACCORDING TO THE LAMARCKIAN CONCHOLOGICAL SYSTEM.

By G. B. SOWERBY, F.L.S. &c.

The above-mentioned MATCHLESS COLLECTION will be immediately opened for Public Inspection, and it will be kept open Three Days every Week throughout the Season. A PRICE CATALOGUE will be kept in the Room, and after it has been exposed for two months, during which time any of the Duplicates will be disposed of, Amateurs and Collectors may, upon payment of the price have any of the principal Shells they may desire retained for them. The Catalogue will be illustrated with several coloured PLATES of the most rare and interesting SHELLS, which Plates will also be a Specimen of the style in which those of Messrs. SOWERBY'S "SPECIES CONCHYLIIORUM" will be executed. These copies will be accompanied by the Characters of many Species that have been hitherto undescribed. Price 1l. 1s.—Purchasers of the illustrated Catalogue will have free admission to view the Collection during the season.

No. 156, Regent Street, 16th Dec. 1824.

---

Just Published,

THE ZOOLOGICAL JOURNAL.

VOLUME I.

Price £2, with TWENTY-TWO PLATES, of which Sixteen are coloured.

---

**G. B. SOWERBY,**

**BOOKSELLER & NATURALIST,**

**156, REGENT STREET,**

CORNER OF BEAK STREET,

BEGS leave respectfully to announce his removal from 33, KING STREET, COVENT GARDEN, to the above Premises, where he will be happy to be favoured by the Patrons and Friends to Science with their orders for Scientific Books, both English and Foreign; collections of Minerals, Shells and Fossils, as well as single Specimens, and where he invites their attention to a large supply of the finest and newest specimens from all localities, for sale at moderate prices: and he buys and exchanges Minerals, Fossils and Shells.


G. B. SOWERBY also keeps a supply of the following select Works on Natural History; and furnishes periodical Publications, both French and English:—


- 1 GENERA of RECENT and FOSSIL SHELLS, for the Use of Students in CONCHOLOGY and GEOLOGY: to be continued in *Monthly Numbers*, each containing Six Plates of Genera, with corresponding Letter-press, descriptive of the characters by which each Genus is distinguished; the Land, Fresh Water, and marine Nature of each Genus will be particularly noticed, as well as the Strata in which the Fossil Species occur; by G. B. SOWERBY. The price of each Number is 4s. plain, and 6s. highly finished in colours. No. 1 to 24 are published.
2. History and Description of the MUSEUM of NATURAL HISTORY, and Royal Garden, at Paris, being a full account of the enlargement and progress of the several Collections this magnificent Establishment contains, in Zoology, Mineralogy, and Botany; composed by authority of the French Government, from the notes furnished by the Professors and Administrators of the Museum. Translated from the French of M. DELEUZE, Assistant Botanist, by A. A. ROYER. 2 vols. 8vo. 17 plates, price £1 1s.
3. ENGLISH BOTANY; or, coloured Figures of all the Native Plants of Great Britain, by J. SOWERBY, F.L.S. &c. With Descriptions, by Sir J. E. SMITH, M.D. P.L.S. £55.
4. ENGLISH FUNGI, coloured Figures and Descriptions; by J. SOWERBY, small folio. £11.
5. BRITISH MINERALOGY, coloured Figures and Descriptions of British Minerals, 5 vols. Royal 8vo. in Numbers, or neatly bound in 4 vols. 30 Numbers at 2s. 6d. and 54 at 5s.
6. EXOTIC MINERALOGY, coloured Figures and Description, as a Supplement to British Mineralogy, and making together with it, a complete Mineralogical Cabinet. 23 Numbers, Royal 8vo. at 5s.—to be completed in 2 vols.
- MINERAL CONCHOLOGY; or, the Fossil Shells of Great Britain. Coloured Figures and Descriptions; by J. SOWERBY, Royal 8vo. 84 Numbers, at 5s. to be continued Monthly.
- 8 EXOTIC BOTANY; or, coloured Figures of new, beautiful, or rare Plants, by J. SOWERBY, with their Descriptions by Sir J. E. Smith. 2 vols. 4to. £6.
- 9 A BOTANICAL DRAWING BOOK, Royal 6to. coloured 10s. 6d.—uncoloured 7s. 6d.
- 10 A new ELUCIDATION of COLOURS by J. SOWERBY, Royal 4to. £1 1s.
- 11 MALACOSTRACA. PODOPTHALMA BRITANNIÆ; or a Monograph of the British Crabs, Lobsters, Prawns, &c. by Dr. LEACH, with coloured Engravings, by J. SOWERBY. 17 Numbers, Royal 4to. at 7s. 6d. each, to be completed in about 3 more Numbers.
- 12 Histoire Naturelle, generale et particuliere, des MOLLUSQUES TERRESTRES et FLUVIATILES, by Baron d'AUBEARD de FERUSSAC; or, Ferussac on Land and Fresh Water Shells. 23 Numbers in folio, highly finished in colours, at 25s. each, or uncoloured 15s. each.
- 13 RECHERCHES sur les OSSEMENS FOSSILES des QUADRUPEDES, nouvelle Edition, entierement refondue et considerablement augmentee, by the Baron CUVIER. 5 vols. in 4to.—vol. i, £3—vol. ii, £3. 10s.—vol. iii, £3.—vol. iv, £2. 10s.—vol. v. part 1, £1. 15s.
- 14 MEMOIRES sur les TERRAINS DE SEDIMENT SUPERIEURES CALCAREO-TRAPPEENS du VICENTIN, &c. par ALEXANDRE BRONGNIART, &c. 1 vol. in 4to. 6 planches, 9s. 6d.
15. De l'Organization des Animaux, on PRINCIPES d'ANATOMIE COMPAREE, par M. DUCROTAY de BLAINVILLE, D. M. P. the first vol. 8vo. 8s. 6d.
- 16 The FOSSILS of the SOUTH DOWNS, or Outlines of the Geology of the South Eastern Division of Sussex, (illustrated by 42 Plates, engraved in Aquatinta, by Mrs. MANTELL,) 1 vol. Royal 4to. by GIDEON MANTELL, Esq. F. L. S. &c. £3. 13s. 6d.
- 17 TRAITE de CRISTALLOGRAPHIE, suivi d'une Application des principes de

cette science à la détermination des espèces minérales. Par M. l'Abbe Haüy. 2 vols. 8vo. et Atlas, £1. 11s. 6d.

- 19 Description Géologique des Environs de Paris, nouvelle édition. Par Messrs G. CUVIER et ALEXANDRE BRONGNIART, 1 vol. 4to. avec 2 cartes et 16 planches, £1. 18s.
- 20 VOYAGE MINÉRALOGIQUE et GÉOLOGIQUE en Hongrie, par F. S. BEUDANT, 3 vols. 4to. et Atlas, £4. 5s.
- 21 Histoire naturelle des Mammifères, avec Figures Originales enluminées, dessinées d'après nature sur des individus vivans, par M. M. Geoffroy St. Hilaire et Frederic Cuvier. 42 Numbers, each consisting of six plates in large folio, at 15s. each. Titles and Synoptical Tables for the whole work will be given in 45th. and 46th Numbers.—Another edition of this work is about to appear in 4to. which will be sold at 10s. 6d. per Number here.
- 22 CONCHIOLOGIA FOSSILE SUBAPENNINA, con osservazioni geologiche sugli Apennini e sul suolo adiacente, di G. BROCCHI. 2 vols. 4to. with 16 plates, £3. 15s.
- 23 An ANALYSIS of the NATURAL CLASSIFICATION of MAMMALIA; for the Use of Students and Travellers, by T. E. BOWDICH, Esq. 15s.—Also, by the same Author, an INTRODUCTION to the ORNITHOLOGY of CUVIER, 15s. Each of these Works is illustrated with nearly 300 Figures.
- 24 ELEMENTS of CONCHOLOGY, including the Fossil Genera and the Animals; with their Geological localities; illustrated by upwards of 500 Figures, by T. E. BOWDICH, Esq. 2 parts 40s.
- 25 Histoire Naturelle des Crustacés Fossiles, sous les rapports Zoologiques et Géologiques; savoir, les Trilobites, par Alexandre Brongniart; les Crustacés proprement dits par Anselm Gaetan Desmarest, avec 11 planches, 4to. 16s.
- 26 Description des Coquilles Fossiles des environs de Paris, by G. P. Deshayes. No. 1. to 5, price 6s.; to be continued in Monthly Numbers.—An edition on large paper, at 10s. 6d. per Number.
- 27 Institutions Géologiques, par Scipion Breislak, 3 vols. in 8vo. avec un Atlas de 56 planches, Milan, 1818, £2. 10s.
- 28 Anatomie de l'Homme; ou descrip-
- tions et figures lithographiées de toutes les parties du corps humain, par Jules Cloquet. Royal folio, in Numbers, containing 6 plates each, at 12s. per Number.
- 29 Flore Médicale des Antilles, ou Traité des plantes usuelles des Colonies Françaises, Anglaises, Espagnoles et Portugaises, par M. E. Descourtils, in 8vo. planches coloriées Livr. 1 à 25, at 3s. 6d. per Livr.
- 30 An Elementary Introduction to Mineralogy, by W. Phillips, Third Edition, enlarged, 400 wood cuts, 16s. boards.
- 31 Outlines of the Geology of England and Wales, with an introductory compendium containing the Elementary principles of the Science, and comparative views of the Structure of foreign countries, illustrated by coloured maps, sections, &c. By the Rev. W. D. Conybeare, and William Phillips, 16s. boards.
- 32 Bulletin universel des Sciences et de l'industrie, dédié aux savants de tous les pays et à la Librairie nationale et étrangère: publié sous la Direction de Mr. le Baron de FERUSSAC.
- 33 A Familiar Introduction to Crystallography, including the use of the Goniometer, the application of mathematical calculation to the determination of crystalline forms; and a list of primary forms of minerals; illustrated by nearly 400 wood cuts, by Henry James Brooke, Esq., 16s. boards.
- 34 A Natural History of the Crinoidea or Lily-shaped Animals, with observations on the Genera Asterias Eurvale, Comatula, and Marsupites, 50 coloured plates, by J. S. Miller, 4to., £2. 12s. 6d.
- 35 Historie naturelle des ANIMAUX SANS VERTEBRES by De Lamarck, 7 vols. 8vo., £3. 10s.; the three last vols. may be had separate,—price £1. 10s.
- 36 Models of minute Cephalopoda, by D'Orbigny, 1st part 30s.
- 37 Des Dents des Mammifères considérées comme caractères, par F. Cuvier, No. 1 to 10, at 3s. 6d. each.
- 38 The British Bivalves, systematically arranged, by W. Turton, M. D., 20 coloured plates, £4.
- 39 Essai géognostique sur les gisements des roches dans les deux hémisphères, par A. de Humboldt, 8s. 6d.

- 40 Planches anatomiques du corps humain, exécutées d'après les dimensions naturelles, avec texte explicatif, par le Docteur Antommarchi, No. 1 to 7, plain 25s., coloured £3. 10s. each,—to be completed in 15 numbers.
- 41 De Euphorbiacearum generibus, medicisque earundem viribus Tentamen: 18 plates, by Adrian De Jussieu, 1824, 4to. 12s.
- 42 The Transactions of the Geological Society, vol. 1 to 5 Royal 4to. at half the publication price, viz. £10 11s. 6d. The new series to be had at the regular price.
- 43 Essai sur la constitution géognostique des Pyrénées, par J. de Charpentier, 14s.
- 44 Memoirs de la Société d'histoire naturelle de Paris, Part 1st and 2nd 15s. each.
- 45 Le Règne animal distribué d'après son organisation, par le Baron Cuvier. 4 vols. 8vo. £1 16s.
- 46 Synopsis plantarum æquinoctialium orbis novi. Tom. 1, 2, 3, 8vo. by Car. Sigis Kunth, 9s. each vol.
- 47 Encyclopedie methodique; plates of Shells, 4 vols. £1 10s. each.
- 48 Memoires du Museum d'histoire naturelle, at £3 6s. per annum.
- 49 Monographia Tenthredinetarum, 5s. 6d.
- 50 Considerations generales sur la Classe des Insectes, 60 coloured plates, £3 6s.
- 51 Monographie de Mammalogie ou Description de quelques Genres de Mammiferes dont les espèces ont été observées dans les differens musées de l'Europe, by C. J. Temminck. This work is to appear in numbers, which, when completed, will form 2 vols. in 4to.; the price not to exceed £2 10s. per volume.
- 52 Memoires de la Société, Linnéene du Calvados. Tom. 1re 1824.

















3 2044 072 163 462

