

THE DAILY NEWS  
ALMANAC  
1902

C.H.S. Dept.

# REMOTE STORAGE



Accession Number \_\_\_\_\_

Shelf Number \_\_\_\_\_

THE GILPIN LIBRARY  
OF THE




CHICAGO HISTORICAL SOCIETY

Presented by \_\_\_\_\_

Received \_\_\_\_\_

ILLINOIS HISTORICAL SURVEY





LIBRARY  
OF THE  
UNIVERSITY  
OF ILLINOIS

310  
D14  
1902

[EIGHTEENTH YEAR]

THE DAILY NEWS

ALMANAC

AND


BOOK OF FACTS

FOR

1902

---

COMPILED BY JAMES LANGLAND, M. A.



ISSUED BY  
THE CHICAGO DAILY NEWS COMPANY

[Copyright, 1902, by The Chicago Daily News Co.]

## PREFACE.

Among the events which made the year 1901 notable in the annals of time were these:

The assassination by an anarchist of William McKinley, president of the United States, and the assumption of the chief executive's duties by the vice-president, Theodore Roosevelt, without causing the slightest disturbance in the political, industrial and financial world.

The death of Queen Victoria, bringing to a close the longest and in some respects the most remarkable reign in British history, and the accession to the throne of King Edward VII.

The death of Li Hung Chang, the most prominent figure in recent Chinese history.

The formation of a new and powerful federation, or commonwealth, by the states of Australia.

The culmination of the tendency toward concentration of capital and combination of industrial interests in the organization of the most gigantic of modern trusts, the United States Steel corporation, with a capital of \$1,100,000,000.

The giving of princely gifts, especially to the cause of education, by Andrew Carnegie, John D. Rockefeller, D. K. Pearsons and others.

The unfeigned alarm of the nations of Europe at the American "invasion" of their home markets—an alarm apparently justified by the greatest volume of exports in the history of the United States, amounting for the fiscal year ended June 30 to the enormous total of \$1,605,219,874.

The facts needful for reference concerning these and numerous other matters relating to the world in general and the United States, Illinois and Chicago in particular are given in the following pages.



310  
D14  
1902 cop. 1

REMOTE STORAGE

Ill West Survey

10217

# Chicago Daily News Almanac 1902.

NOTE.—The time given in this Almanac is local mean time, except when otherwise indicated.

## ECLIPSES.

In the year 1902 there will be five eclipses, three of the Sun and two of the Moon.

I.—A Small Partial Eclipse of the Sun, April 8. Invisible. Visible to the extreme northern part of North America and Greenland.

II.—A Total Eclipse of the Moon, April 22—23. Invisible. Visible to Asia and Australia, and in part to Europe and Africa.

III.—A Partial Eclipse of the Sun, May 7—8. Invisible. Visible to New Zealand and the South Pacific Ocean.

IV.—A Total Eclipse of the Moon, October 16—17. Visible to North and South America, and in part to New Zealand and the western portions of Europe and Africa, as follows:

| STANDARD                 | EASTERN           | CENTRAL           | MOUNTAIN         | PACIFIC           |
|--------------------------|-------------------|-------------------|------------------|-------------------|
| Moon enters Penumbra.... | 16d. 10h. 17m. A. | 16d. 9h. 17m. A.  | 16d. 8h. 17m. A. | 16d. 7h. 17m. A.  |
| Moon enters Shadow ..... | 16d. 11h. 17m. A. | 16d. 10h. 17m. A. | 16d. 9h. 17m. A. | 16d. 8h. 17m. A.  |
| Middle of Eclipse.....   | 17d. 1h. 3m. M.   | 17d. 0h. 3m. M.   | 16d. 11h. 3m. A. | 16d. 10h. 3m. A.  |
| Moon leaves Shadow ..... | 17d. 2h. 50m. M.  | 17d. 1h. 50m. M.  | 17d. 0h. 50m. M. | 16d. 11h. 50m. A. |
| Moon leaves Penumbra.... | 17d. 3h. 50m. M.  | 17d. 2h. 50m. M.  | 17d. 1h. 50m. M. | 17d. 0h. 50m. M.  |

First contact of shadow 86 degrees from North point of the Moon's limb toward the East.  
Magnitude of Eclipse = 1.464. (Moon's diameter = 1.)

V.—A Partial Eclipse of the Sun, October 31. Invisible. Visible to Asia and the north-eastern part of Europe.

## THE FOUR SEASONS.

| SEASON.     | Begins.                       | Lasts.                |
|-------------|-------------------------------|-----------------------|
| Winter..... | December 22, 1901, 6:36 A.M.  | D. H. M.<br>89 0 40   |
| Spring..... | March 21, 1902, 7:16 A.M.     | 91 19 59              |
| Summer..... | June 22, 1902, 3:15 A.M.      | 93 14 40              |
| Autumn..... | September 23, 1902, 5:55 P.M. | 90 18 40              |
| Winter..... | December 22, 1902, 0:35 P.M.  | Common Year, 365 5 59 |

## EMBER DAYS.

|               |            |                |            |
|---------------|------------|----------------|------------|
| February..... | 19, 21, 22 | September..... | 17, 19, 20 |
| May.....      | 21, 23, 24 | December.....  | 17, 19, 20 |

## MORNING AND EVENING STARS.

MERCURY will be Evening Star about February 3, May 23, and September 24; and Morning Star about March 17, July 15, and November 4.

VENUS will be Evening Star till February 14; then Morning Star till November 28; and then Evening Star again the rest of the year.

JUPITER will be Evening Star till January 15; then Morning Star till August 5; and then Evening Star again the rest of the year.

## CHURCH DAYS AND CYCLES OF TIME.

|                           |         |                                     |           |
|---------------------------|---------|-------------------------------------|-----------|
| Epiphany.....             | Jan. 6  | Whit Sunday.....                    | May 18    |
| Septuagesima Sunday.....  | Jan. 26 | Trinity Sunday.....                 | May 25    |
| Sexagesima Sunday.....    | Feb. 2  | Corpus Christi.....                 | May 29    |
| Quinquagesima Sunday..... | Feb. 9  | Hebrew New Year (5663).....         | Oct. 2    |
| Ash Wednesday.....        | Feb. 12 | First Sunday in Advent.....         | Nov. 30   |
| Quadragesima Sunday.....  | Feb. 16 | Christmas.....                      | Dec. 25   |
| Mid-Lent Sunday.....      | Mar. 9  | Dominical Letter.....               | E         |
| Palm Sunday.....          | Mar. 23 | Solar Cycle.....                    | 7         |
| Purim.....                | Mar. 23 | Lunar Cycle (or Golden Number)..... | 3         |
| Good Friday.....          | Mar. 23 | Roman Indiction.....                | 15        |
| Easter Sunday.....        | Mar. 30 | Epact (Moon's Age, Jan. 1).....     | 21        |
| Low Sunday.....           | Apr. 6  | Julian Period.....                  | 6615      |
| Rogation Sunday.....      | May 4   | Year of the World (Septuagint)..... | 7410-7411 |
| Ascension Day.....        | May 8   | Dionysian Period.....               | 231       |

815762

## Moon's Phases.

| 1902           | D. | EASTERN TIME. | CENTRAL TIME. | MOUNTAIN TIME. | PACIFIC TIME. |
|----------------|----|---------------|---------------|----------------|---------------|
| January.       |    | H. M.         | H. M.         | H. M.          | H. M.         |
| Last Quarter.  | 1  | 11 8 morn.    | 10 8 morn.    | 9 8 morn.      | 8 8 morn.     |
| New Moon...    | 9  | 4 14 eve.     | 3 14 eve.     | 2 14 eve.      | 1 14 eve.     |
| First Quarter. | 17 | 1 38 morn.    | 0 38 morn.    | 11 38 eve.*    | 10 38 eve.*   |
| Full Moon....  | 23 | 7 6 eve.      | 6 6 eve.      | 5 6 eve.       | 4 6 eve.      |
| Last Quarter.  | 31 | 8 8 morn.     | 7 8 morn.     | 6 8 morn.      | 5 8 morn.     |
|                |    |               |               | *16th.         | *16th.        |
| February       |    |               |               |                |               |
| New Moon...    | 8  | 8 21 morn.    | 7 21 morn.    | 6 21 morn.     | 5 21 morn.    |
| First Quarter. | 15 | 9 56 morn.    | 8 56 morn.    | 7 56 morn.     | 6 56 morn.    |
| Full Moon....  | 22 | 8 3 morn.     | 7 3 morn.     | 6 3 morn.      | 5 3 morn.     |
| March.         |    |               |               |                |               |
| Last Quarter.  | 2  | 5 39 morn.    | 4 39 morn.    | 3 39 morn.     | 2 39 morn.    |
| New Moon...    | 9  | 9 50 eve.     | 8 50 eve.     | 7 50 eve.      | 6 50 eve.     |
| First Quarter. | 16 | 5 13 eve.     | 4 13 eve.     | 3 13 eve.      | 2 13 eve.     |
| Full Moon....  | 23 | 10 21 eve.    | 9 21 eve.     | 8 21 eve.      | 7 21 eve.     |
| Last Quarter.  | 31 | .....         | .....         | 11 24 eve.     | 10 24 eve.    |
| April.         |    |               |               |                |               |
| Last Quarter.  | 1  | 1 24 morn.    | 0 24 morn.    | .....          | .....         |
| New Moon...    | 8  | 8 50 morn.    | 7 50 morn.    | 6 50 morn.     | 5 50 morn.    |
| First Quarter. | 14 | 0 26 morn.*   | 11 26 eve.    | 10 26 eve.     | 9 26 eve.     |
| Full Moon....  | 22 | 1 49 eve.     | 0 49 eve.     | 11 49 morn.    | 10 49 morn.   |
| Last Quarter.  | 30 | 5 58 eve.     | 4 58 eve.     | 3 58 eve.      | 2 58 eve.     |
|                |    | *15th.        |               |                |               |
| May.           |    |               |               |                |               |
| New Moon...    | 7  | 5 45 eve.     | 4 45 eve.     | 3 45 eve.      | 2 45 eve.     |
| First Quarter. | 14 | 8 40 morn.    | 7 40 morn.    | 6 40 morn.     | 5 40 morn.    |
| Full Moon....  | 22 | 5 46 morn.    | 4 46 morn.    | 3 46 morn.     | 2 46 morn.    |
| Last Quarter.  | 30 | 7 0 morn.     | 6 0 morn.     | 5 0 morn.      | 4 0 morn.     |
| June.          |    |               |               |                |               |
| New Moon...    | 6  | 1 11 morn     | 0 11 morn.    | 11 11 eve.*    | 10 11 eve.*   |
| First Quarter. | 12 | 6 54 eve.     | 5 54 eve.     | 4 54 eve.      | 3 54 eve.     |
| Full Moon....  | 20 | 9 17 eve.     | 8 17 eve.     | 7 17 eve.      | 6 17 eve.     |
| Last Quarter.  | 28 | 4 52 eve.     | 3 52 eve.     | 2 52 eve.      | 1 52 eve.     |
|                |    |               |               | *5th.          | *5th.         |
| July.          |    |               |               |                |               |
| New Moon...    | 5  | 7 59 morn.    | 6 59 morn.    | 5 59 morn.     | 4 59 morn.    |
| First Quarter. | 12 | 7 46 morn.    | 6 46 morn.    | 5 46 morn.     | 4 46 morn.    |
| Full Moon....  | 20 | 11 45 morn.*  | 10 45 morn.   | 9 45 morn.     | 8 45 morn.    |
| Last Quarter.  | 27 | 0 14 morn.*   | 11 14 eve.    | 10 14 eve.     | 9 14 eve.     |
|                |    | *28th.        |               |                |               |
| August.        |    |               |               |                |               |
| New Moon...    | 3  | 3 17 eve.     | 2 17 eve.     | 1 17 eve.      | 0 17 eve.     |
| First Quarter. | 10 | 11 24 eve.    | 10 24 eve.    | 9 24 eve.      | 8 24 eve.     |
| Full Moon....  | 19 | 1 3 morn.     | 0 3 morn.     | 11 3 eve.      | 10 3 eve.*    |
| Last Quarter.  | 26 | 6 4 morn.     | 5 4 morn.     | 4 4 morn.      | 3 4 morn.     |
|                |    |               |               | *18th.         | *18th.        |
| September.     |    |               |               |                |               |
| New Moon...    | 1  | 0 19 morn.*   | 11 19 eve.    | 10 19 eve.     | 9 19 eve.     |
| First Quarter. | 9  | 5 15 eve.     | 4 15 eve.     | 3 15 eve.      | 2 15 eve.     |
| Full Moon....  | 17 | 1 23 eve.     | 0 23 eve.     | 11 23 morn.    | 10 23 morn.   |
| Last Quarter.  | 24 | 11 31 morn.   | 10 31 morn.   | 9 31 morn.     | 8 31 morn.    |
|                |    | *2d.          |               |                |               |
| October.       |    |               |               |                |               |
| New Moon...    | 1  | 0 9 eve.      | 11 9 morn.    | 10 9 morn.     | 9 9 morn.     |
| First Quarter. | 9  | 0 21 eve.     | 11 21 morn.   | 10 21 morn.    | 9 21 morn.    |
| Full Moon....  | 17 | 1 1 morn.     | 0 1 morn.     | 11 1 eve.*     | 10 1 eve.*    |
| Last Quarter.  | 23 | 5 58 eve.     | 4 58 eve.     | 3 58 eve.      | 2 58 eve.     |
| New Moon...    | 31 | 3 13 morn.    | 2 13 morn.    | 1 13 morn.     | 0 13 morn.    |
|                |    |               |               | *16th.         | *16th.        |
| November.      |    |               |               |                |               |
| First Quarter. | 8  | 7 30 morn.    | 6 30 morn.    | 5 30 morn.     | 4 30 morn.    |
| Full Moon...   | 15 | 0 6 eve.      | 11 6 morn.    | 10 6 morn.     | 9 6 morn.     |
| Last Quarter.  | 22 | 2 47 morn.    | 1 47 morn.    | 0 47 morn.     | 11 47 eve.*   |
| New Moon...    | 29 | 9 4 eve.      | 8 4 eve.      | 7 4 eve.       | 6 4 eve.      |
|                |    |               |               |                | *21st.        |
| December.      |    |               |               |                |               |
| First Quarter  | 8  | 1 26 morn.    | 0 26 morn.    | 11 26 eve.*    | 10 26 eve.*   |
| Full Moon...   | 14 | 10 47 eve.    | 9 47 eve.     | 8 47 eve.      | 7 47 eve.     |
| Last Quarter.  | 21 | 3 0 eve.      | 2 0 eve.      | 1 0 eve.       | 0 0 noon.     |
| New Moon...    | 29 | 4 25 eve.     | 3 25 eve.     | 2 25 eve.      | 1 25 eve.     |
|                |    |               |               | *7th.          | 7th.          |



1st MONTH.

# JANUARY.

31 DAYS.

| DAY OF YEAR. | DAY MO. | DAY OF WEEK. | January is named from Janus, an ancient Roman divinity, and was added to the Roman Calendar 713 B. C. | Chicago, Iowa, Neb., N. Y., Pa., S. Wis., S. Mich., N. Ill., Ind., O. |           |            | St. Louis, S. Ill., Va., Ky., Mo., Kan., Col., Cal., Ind., Ohio. |           |            | St. Paul, N. E. Wis. and Mich., N. E. New York, Minn., Or. |           |            |
|--------------|---------|--------------|---|---|-----------|------------|--|-----------|------------|--|-----------|------------|
|              |         |              |   | Sun rises   | Sun sets. | Moon R.&S. | Sun rises  | Sun sets. | Moon R.&S. | Sun rises  | Sun sets. | Moon R.&S. |
| 1            | 4       | We.          | Norfolk, Va., 1776.   | 7 29  | 4 38      | morn       | 7 19   | 4 49      | 0 43       | 7 39   | 4 26      | H. M.      |
| 2            | 5       | Th.          | Stone River, Tenn. (2d), 1863.  | 7 29  | 4 39      | 0 50       | 7 19   | 4 49      | 0 43       | 7 39   | 4 29      | H. M.      |
| 3            | 6       | Fri.         | Princeton, N. J., 1777.   | 7 29  | 4 40      | 1 43       | 7 19   | 4 50      | 1 43       | 7 39   | 4 30      | 0 54       |
| 4            | 7       | Sat.         | Albafara, Spain, 1812.  | 7 29  | 4 40      | 2 45       | 7 19   | 4 51      | 2 40       | 7 39   | 4 31      | 2 52       |
| 5            | 8       | SUN.         | Burning of Richmond, Va., 1781.   | 7 29  | 4 41      | 3 41       | 7 19   | 4 52      | 3 36       | 7 39   | 4 32      | 3 49       |
| 6            | 9       | Mo.          | Le Mars, France, 1870.  | 7 29  | 4 42      | 4 35       | 7 19   | 4 52      | 4 28       | 7 39   | 4 33      | 4 44       |
| 7            | 10      | Tu.          | Springfield, Mo., 1863.   | 7 29  | 4 43      | 5 25       | 7 19   | 4 53      | 5 17       | 7 38   | 4 34      | 5 34       |
| 8            | 11      | We.          | New Orleans, La., 1815.   | 7 29  | 4 44      | 6 13       | 7 19   | 4 54      | 6 5        | 7 38   | 4 35      | 6 22       |
| 9            | 12      | Th.          | Valencia, Spain, 1812.  | 7 28  | 4 45      | sets       | 7 19   | 4 55      | sets       | 7 38   | 4 36      | sets       |
| 10           | 13      | Fri.         | Middle Creek, Ky., 1862.  | 7 28  | 4 46      | 6 2        | 7 19   | 4 56      | 6 7        | 7 38   | 4 37      | 5 57       |
| 11           | 14      | Sat.         | Arkansas Post, Ark., 1863.  | 7 28  | 4 47      | 7 4        | 7 19   | 4 57      | 7 8        | 7 37   | 4 38      | 7 0        |
| 12           | 15      | SUN.         | Lemars, France, 1870.   | 7 28  | 4 48      | 8 7        | 7 19   | 4 58      | 8 10       | 7 37   | 4 40      | 8 5        |
| 13           | 16      | Mo.          | Ft. Barrancas, Fla., seized, 1868.  | 7 27  | 4 49      | 9 12       | 7 18   | 4 59      | 9 13       | 7 36   | 4 41      | 9 12       |
| 14           | 17      | Tu.          | Rivoli, Italy, 1797.  | 7 27  | 4 51      | 10 18      | 7 18   | 5 0       | 10 17      | 7 36   | 4 42      | 10 20      |
| 15           | 18      | We.          | Ft. Fisher, N. C., taken, 1865.   | 7 26  | 4 52      | 11 25      | 7 18   | 5 1       | 11 22      | 7 35   | 4 43      | 11 28      |
| 16           | 19      | Th.          | Corunna, Spain, 1809.   | 7 26  | 4 53      | morn       | 7 17   | 5 2       | morn       | 7 35   | 4 44      | morn       |
| 17           | 20      | Fri.         | Cowpens, S. C., 1781.   | 7 25  | 4 54      | 0 32       | 7 17   | 5 4       | 0 28       | 7 34   | 4 46      | 0 38       |
| 18           | 21      | Sat.         | Frenchtown, Mich., 1813.  | 7 25  | 4 55      | 1 41       | 7 17   | 5 5       | 1 36       | 7 34   | 4 47      | 1 48       |
| 19           | 22      | SUN.         | Mill Springs, Ky., 1862.  | 7 24  | 4 56      | 2 50       | 7 16   | 5 6       | 2 43       | 7 33   | 4 48      | 2 58       |
| 20           | 23      | Mo.          | Somersets, N. J., 1777.   | 7 24  | 4 58      | 3 57       | 7 16   | 5 6       | 3 49       | 7 32   | 4 49      | 4 6        |
| 21           | 24      | Tu.          | Fredericksburg, Va., 1863.  | 7 23  | 4 59      | 4 59       | 7 15   | 5 8       | 4 51       | 7 31   | 4 51      | 5 8        |
| 22           | 25      | We.          | St. Denis, Fr., bombarded, 1871.  | 7 22  | 5 0       | 5 54       | 7 15   | 5 9       | 5 47       | 7 30   | 4 52      | 6 3        |
| 23           | 26      | Th.          | Riv. Raisin, Mich., mas'cre, 1813.  | 7 22  | 5 1       | rises      | 7 14   | 5 10      | rises      | 7 30   | 4 54      | rises      |
| 24           | 27      | Fri.         | Spion Kop, S. A. R., 1900.  | 7 21  | 5 3       | 6 18       | 7 14   | 5 11      | 6 22       | 7 29   | 4 55      | 6 14       |
| 25           | 28      | Sat.         | Mohrungen, Prussia, 1807.   | 7 21  | 5 4       | 7 25       | 7 13   | 5 12      | 7 28       | 7 28   | 4 56      | 7 24       |
| 26           | 29      | SUN.         | St. Dizier, France, 1814.   | 7 20  | 5 6       | 8 31       | 7 12   | 5 13      | 8 32       | 7 27   | 4 58      | 8 31       |
| 27           | 30      | Mo.          | New Providence, N. J., 1778.  | 7 19  | 5 6       | 9 35       | 7 12   | 5 15      | 9 34       | 7 26   | 4 59      | 9 37       |
| 28           | 31      | We.          | Paris capitulated, 1871.  | 7 18  | 5 8       | 10 37      | 7 11   | 5 16      | 10 34      | 7 25   | 5 1       | 10 40      |
| 29           | 1       | Tu.          | Brienne, France, 1814.  | 7 17  | 5 9       | 11 36      | 7 10   | 5 17      | 11 33      | 7 24   | 5 2       | 11 42      |
| 30           | 2       | Th.          | Kalafat, Roum., invested, 1858.   | 7 16  | 5 11      | morn       | 7 9  | 5 18      | morn       | 7 23   | 5 3       | morn       |
| 31           | 3       | Fri.         | Naval, off Charleston, 1863.  | 7 15  | 5 12      | 0 34       | 7 8  | 5 19      | 0 29       | 7 22   | 5 5       | 0 41       |

2d MONTH.

# FEBRUARY.

28 DAYS.

| DAY OF YEAR. | DAY MO. | DAY OF WEEK. | February is named from Roman divinity <i>Februus</i> (Pluto), or <i>Februa</i> (Juno), and was added to Roman Calendar about 713 B. C. | Chicago, Iowa, Neb., N. Y., Pa., S. Wis., S. Mich., N. Ill., Ind., O. |           |            | St. Louis, S. Ill., Va., Ky., Mo., Kan., Col., Cal., Ind., Ohio. |           |            | St. Paul, N. E. Wis. and Mich., N. E. New York, Minn., Or. |           |            |
|--------------|---------|--------------|--|---|-----------|------------|--|-----------|------------|--|-----------|------------|
|              |         |              |  | Sun rises   | Sun sets. | Moon R.&S. | Sun rises  | Sun sets. | Moon R.&S. | Sun rises  | Sun sets. | Moon R.&S. |
| 32           | 1       | Sat.         | Cowan's Ford, S. C., 1781.   | 7 14  | 5 13      | 1 30       | 7 8  | 5 20      | 1 24       | 7 21   | 5 6       | 1 38       |
| 33           | 2       | SUN.         | Lincoln, Eng. (Stephen d.), 1141.  | 7 13  | 5 14      | 2 24       | 7 7  | 5 22      | 2 17       | 7 20   | 5 8       | 2 33       |
| 34           | 3       | Mo.          | Montevideo, S. A., 1807.   | 7 12  | 5 16      | 3 16       | 7 6  | 5 23      | 3 9        | 7 19   | 5 9       | 3 25       |
| 35           | 4       | Tu.          | Toutan, Morocco, 1860.   | 7 11  | 5 17      | 4 6        | 7 5  | 5 24      | 3 58       | 7 18   | 5 10      | 4 15       |
| 36           | 5       | We.          | Hatcher's Run, Va., 1865.  | 7 10  | 5 18      | 4 52       | 7 4  | 5 25      | 4 45       | 7 16   | 5 12      | 5 1        |
| 37           | 6       | Th.          | Ft. Henry, Tenn., taken, 1862.   | 7 9   | 5 19      | 5 34       | 7 3  | 5 26      | 5 28       | 7 15   | 5 13      | 5 42       |
| 38           | 7       | Fri.         | Eylau, Prussia, 1807.  | 7 8   | 5 21      | 6 11       | 7 2  | 5 27      | 6 6        | 7 13   | 5 15      | 6 18       |
| 39           | 8       | Sat.         | Miniclo, Italy, 1814.  | 7 6   | 5 22      | sets       | 7 1  | 5 28      | sets       | 7 12   | 5 16      | sets       |
| 40           | 9       | SUN.         | Consti'n & L' Insurgente, 1799.  | 7 5   | 5 24      | 7 1        | 7 0  | 5 30      | 7 3        | 7 11   | 5 18      | 7 0        |
| 41           | 10      | Mo.          | Hornet and Resolute, 1813.   | 7 4   | 5 25      | 8 8        | 6  | 5 31      | 8 8        | 7 9  | 5 19      | 8 9        |
| 42           | 11      | Tu.          | Montmiral, France, 1814.   | 7 3   | 5 26      | 9 16       | 6  | 5 32      | 9 14       | 7 8  | 5 21      | 9 19       |
| 43           | 12      | We.          | Herrings, France, 1429.  | 7 1   | 5 27      | 10 25      | 6  | 5 33      | 10 21      | 7 6  | 5 22      | 10 25      |
| 44           | 13      | Th.          | Massacre at Glencoe, Scot., 1691.  | 7 0   | 5 28      | 11 34      | 6  | 5 34      | 11 28      | 7 5  | 5 24      | 11 40      |
| 45           | 14      | Fri.         | St. Vincent, off Portugal, 1797.   | 6 58  | 5 30      | morn       | 6  | 5 35      | morn       | 7 4  | 5 25      | morn       |
| 46           | 15      | Sat.         | Rustchuk, Bulgaria, 1854.  | 6 57  | 5 31      | 0 42       | 6  | 5 35      | 0 36       | 7 2  | 5 27      | 0 50       |
| 47           | 16      | SUN.         | Ft. Donelson, Tenn., taken, 1862.  | 6 56  | 5 32      | 1 48       | 6  | 5 36      | 1 41       | 7 1  | 5 28      | 1 57       |
| 48           | 17      | Mo.          | St. Albans, Eng., 1461.  | 6 54  | 5 34      | 2 49       | 6  | 5 37      | 2 41       | 6 59   | 5 30      | 2 58       |
| 49           | 18      | Tu.          | Airsch (French and Turks), 1799.   | 6 53  | 5 35      | 3 45       | 6  | 5 38      | 3 40       | 6 58   | 5 31      | 3 54       |
| 50           | 19      | We.          | Braham Moor, Eng., 1408.   | 6 51  | 5 37      | 4 34       | 6  | 4 39      | 4 28       | 6 56   | 5 32      | 4 42       |
| 51           | 20      | Th.          | Constitution and Cyane, 1815.  | 6 50  | 5 38      | 5 17       | 6  | 4 47      | 5 42       | 6 52   | 5 34      | 5 24       |
| 52           | 21      | Fri.         | Saragossa, Spain, 1809.  | 6 49  | 5 39      | 5 55       | 6  | 4 45      | 5 43       | 6 52   | 5 35      | 6 1        |
| 53           | 22      | Sat.         | Ogdensburg, N. Y., 1813.   | 6 47  | 5 40      | rises      | 6  | 4 44      | 5 44       | rises  | 6 51      | 5 37       |
| 54           | 23      | SUN.         | Buena Vista, Mex., 1847.   | 6 46  | 5 42      | 7 18       | 6  | 4 43      | 5 45       | 7 18   | 6 49      | 5 38       |
| 55           | 24      | Mo.          | Hornet and Peacock, 1813.  | 6 44  | 5 43      | 8 20       | 6  | 4 41      | 5 46       | 7 18   | 6 47      | 5 39       |
| 56           | 25      | Tu.          | Tunnel Hill, Ga., 1864.  | 6 43  | 5 44      | 9 22       | 6  | 4 40      | 5 48       | 7 18   | 6 46      | 5 41       |
| 57           | 26      | We.          | Nashville, Tenn., taken, 1862.   | 6 41  | 5 45      | 10 20      | 6  | 3 39      | 5 49       | 7 16   | 6 44      | 5 42       |
| 58           | 27      | Th.          | Majuba Hill, Transvaal, 1881.  | 6 40  | 5 46      | 11 17      | 6  | 3 7       | 5 50       | 7 12   | 6 43      | 5 44       |
| 59           | 28      | Fri.         | The Nashville sunk, 1863.  | 6 38  | 5 48      | morn       | 6  | 3 6       | 5 51       | morn   | 6 41      | 5 45       |

3d MONTH.

MARCH.

31 DAYS.

| DAY OF YEAR. | DAY MO. | DAY OF WEEK. | March was named from Mars, the god of war. It was the first month of the Roman year. | Chicago, Iowa, Neb., N. Y., Pa., S. Wis., S. Mich., N. Ill., Ind., O. |           |              | St. Louis, S. Ill., Va., Ky., Mo., Kan., Col., Cal., Ind., Ohio. |           |              | St. Paul, N.E. Wis. and Mich., N.E. New York, Minn., Or. |           |              |
|--------------|---------|--------------|--|---|-----------|--------------|--|-----------|--------------|--|-----------|--------------|
|              |         |              |  | Sun rises   | Sun sets. | Moon R. & S. | Sun rises  | Sun sets. | Moon R. & S. | Sun rises  | Sun sets. | Moon R. & S. |
| 60           | 1       | Sat.         | Vassay, France, massacre, 1562.  | H. M.   | H. M.     | H. M.        | H. M.  | H. M.     | H. M.        | H. M.  | H. M.     |              |
| 61           | 2       | SUN.         | Ft. Brooke, Fla., 1841.  | 6 37  | 5 49      | 0 13         | 6 34   | 5 52      | 0 6          | 6 39   | 5 46      |              |
| 62           | 3       | Mo.          | Granson, Switzerland, 1476.  | 6 35  | 5 50      | 1 7          | 6 33   | 5 53      | 1 0          | 6 37   | 5 48      |              |
| 63           | 4       | Tu.          | Nui Chang, China, taken, 1895.   | 6 32  | 5 52      | 2 44         | 6 30   | 5 55      | 2 37         | 6 34   | 5 52      |              |
| 64           | 5       | We.          | Boston massacre, 1770.   | 6 30  | 5 54      | 3 27         | 6 29   | 5 56      | 3 20         | 6 32   | 5 52      |              |
| 65           | 6       | Th.          | Pea Ridge, Ark., 1862.   | 6 29  | 5 55      | 4 6          | 6 27   | 5 57      | 4 6          | 6 30   | 5 53      |              |
| 66           | 7       | Fri.         | Jaffa, Syria, 1799.  | 6 27  | 5 56      | 4 42         | 6 26   | 5 58      | 4 38         | 6 28   | 5 54      |              |
| 67           | 8       | Sat.         | Aboukir, Egypt, 1801.  | 6 25  | 5 57      | 5 16         | 6 24   | 5 59      | 5 13         | 6 27   | 5 56      |              |
| 68           | 9       | SUN.         | Monitor and Merrimac, 1862.  | 6 24  | 5 58      | sets         | 6 23   | 6 0       | sets         | 6 25   | 5 57      |              |
| 69           | 10      | Mo.          | Laon, France, 1814.  | 6 22  | 6 0       | 7 1          | 6 21   | 6 1       | 7 0          | 6 23   | 5 58      |              |
| 70           | 11      | Tu.          | Badajoz, Spain, 1811.  | 6 21  | 6 1       | 8 11         | 6 20   | 6 2       | 8 8          | 6 21   | 5 59      |              |
| 71           | 12      | We.          | Jacksonville, Fla., taken, 1862.   | 6 19  | 6 2       | 9 21         | 6 18   | 6 3       | 9 17         | 6 19   | 6 1       |              |
| 72           | 13      | Th.          | Bloemfontein, O. F. S., 1900.  | 6 17  | 6 3       | 10 31        | 6 16   | 6 4       | 10 25        | 6 18   | 6 2       |              |
| 73           | 14      | Fri.         | Ivry, France, 1590.  | 6 15  | 6 4       | 11 39        | 6 15   | 6 5       | 11 32        | 6 16   | 6 4       |              |
| 74           | 15      | Sat.         | Guliford C. H., N. C., 1781.   | 6 14  | 6 6       | morn         | 6 13   | 6 6       | morn         | 6 14   | 6 6       |              |
| 75           | 16      | SUN.         | Tagliamento, Italy, 1797.  | 6 12  | 6 7       | 0 43         | 6 12   | 6 7       | 0 36         | 6 12   | 6 6       |              |
| 76           | 17      | Mo.          | Boston evacuated, 1776.  | 6 10  | 6 8       | 1 40         | 6 10   | 6 8       | 1 33         | 6 10   | 6 7       |              |
| 77           | 18      | Tu.          | Neerwinden, Belgium, 1793.   | 6 8   | 6 9       | 2 31         | 6 7  | 6 9       | 2 24         | 6 7  | 6 9       |              |
| 78           | 19      | We.          | Bentonville, N. C., 1865.  | 6 7   | 6 10      | 3 15         | 6 7  | 6 10      | 3 10         | 6 7  | 6 10      |              |
| 79           | 20      | Th.          | Washington enters Boston, 1776.  | 6 5   | 6 11      | 3 53         | 6 6  | 6 11      | 3 49         | 6 5  | 6 11      |              |
| 80           | 21      | Fri.         | Henderson, Ky., 1864.  | 6 4   | 6 12      | 4 28         | 6 4  | 6 12      | 4 25         | 6 4  | 6 12      |              |
| 81           | 22      | Sat.         | Anjou, France, 1421.   | 6 2   | 6 13      | 5 0          | 6 2  | 6 13      | 4 58         | 6 1  | 6 14      |              |
| 82           | 23      | SUN.         | Winchester, Va., 1862.   | 6 0   | 6 14      | rises        | 6 1  | 6 14      | rises        | 5 59   | 6 15      |              |
| 83           | 24      | Mo.          | Attack on Peekskill, N. Y., 1777.  | 5 58  | 6 15      | 7 8          | 5 59   | 6 15      | 7 5          | 5 57   | 6 17      |              |
| 84           | 25      | Tu.          | Stokach, Baden, 1799.  | 5 57  | 6 17      | 8 7          | 5 58   | 6 16      | 8 4          | 5 55   | 6 18      |              |
| 85           | 26      | We.          | Paducah, Ky., 1864.  | 5 55  | 6 18      | 9 6          | 5 56   | 6 17      | 9 1          | 5 53   | 6 19      |              |
| 86           | 27      | Th.          | Boone, N. C., taken, 1865.   | 5 53  | 6 19      | 10 3         | 5 54   | 6 18      | 9 57         | 5 51   | 6 20      |              |
| 87           | 28      | Fri.         | Essex and Phebe, 1814.   | 5 51  | 6 20      | 10 57        | 5 53   | 6 19      | 10 50        | 5 50   | 6 22      |              |
| 88           | 29      | Sat.         | Vera Cruz, Mex., taken, 1847.  | 5 49  | 6 21      | 11 48        | 5 51   | 6 19      | 11 41        | 5 48   | 6 23      |              |
| 89           | 30      | SUN.         | Verona, Italy, 1799.   | 5 48  | 6 22      | morn         | 5 50   | 6 20      | morn         | 5 46   | 6 24      |              |
| 90           | 31      | Mo.          | Wawz, Poland, 1831.  | 5 46  | 6 23      | 0 36         | 5 48   | 6 21      | 0 29         | 5 44   | 6 25      |              |

4th MONTH.

APRIL.

30 DAYS.

| DAY OF YEAR. | DAY MO. | DAY OF WEEK. | April was named from <i>apriere</i> (to open), the season when buds open. | Chicago, Iowa, Neb., N. Y., Pa., S. Wis., S. Mich., N. Ill., Ind., O. |           |              | St. Louis, S. Ill., Va., Ky., Mo., Kan., Col., Cal., Ind., Ohio. |           |              | St. Paul, N. E. Wis. and Mich., N.E. New York, Minn., Or. |           |              |
|--------------|---------|--------------|---|---|-----------|--------------|--|-----------|--------------|---|-----------|--------------|
|              |         |              |   | Sun rises   | Sun sets. | Moon R. & S. | Sun rises  | Sun sets. | Moon R. & S. | Sun rises   | Sun sets. | Moon R. & S. |
| 91           | 1       | Tu.          | Five Forks, Va., 1865.  | H. M.   | H. M.     | H. M.        | H. M.  | H. M.     | H. M.        | H. M.   | H. M.     |              |
| 92           | 2       | We.          | Selma, Ga., 1865.   | 5 44  | 6 24      | 1 20         | 5 47   | 6 22      | 1 13         | 5 42  | 6 26      |              |
| 93           | 3       | Th.          | Richmond, Va., evacuateded, 1865.   | 5 42  | 6 25      | 2 0          | 5 45   | 6 23      | 1 54         | 5 41  | 6 28      |              |
| 94           | 4       | Fri.         | Jahusi, India, 1858.  | 5 41  | 6 26      | 2 37         | 5 44   | 6 24      | 2 32         | 5 39  | 6 29      |              |
| 95           | 5       | Sat.         | Lech, Germany, 1632.  | 5 39  | 6 28      | 3 11         | 5 42   | 6 25      | 3 8          | 5 37  | 6 30      |              |
| 96           | 6       | SUN.         | Badajoz, Spain, taken, 1812.  | 5 38  | 6 29      | 3 45         | 5 40   | 6 26      | 3 42         | 5 35  | 6 31      |              |
| 97           | 7       | Mo.          | Shiloh, Tenn., 1862.  | 5 36  | 6 30      | 4 18         | 5 39   | 6 27      | 4 17         | 5 33  | 6 32      |              |
| 98           | 8       | Tu.          | Mansfield, La., 1864.   | 5 34  | 6 31      | 4 51         | 5 37   | 6 28      | 4 52         | 5 31  | 6 34      |              |
| 99           | 9       | We.          | Lee surrendered, 1865.  | 5 32  | 6 32      | sets         | 5 36   | 6 29      | sets         | 5 29  | 6 35      |              |
| 100          | 10      | Th.          | Ft. Polaski, Ga., 1862.   | 5 31  | 6 33      | 8 13         | 5 34   | 6 30      | 8 8          | 5 27  | 6 36      |              |
| 101          | 11      | Fri.         | Mulwitz, Prussia, 1741.   | 5 29  | 6 34      | 9 25         | 5 33   | 6 31      | 9 19         | 5 25  | 6 37      |              |
| 102          | 12      | Sat.         | Rodney's naval victory, 1782.   | 5 27  | 6 35      | 10 33        | 5 31   | 6 32      | 10 26        | 5 23  | 6 38      |              |
| 103          | 13      | SUN.         | Raleigh, N. C., taken, 1865.  | 5 25  | 6 36      | 11 35        | 5 30   | 6 33      | 11 28        | 5 22  | 6 40      |              |
| 104          | 14      | Mo.          | Monk's Corners, S. C., 1780.  | 5 24  | 6 37      | morn         | 5 28   | 6 34      | morn         | 5 20  | 6 41      |              |
| 105          | 15      | Tu.          | Monk's Corners, S. C., 1780.  | 5 22  | 6 39      | 0 28         | 5 27   | 6 35      | 0 21         | 5 18  | 6 42      |              |
| 106          | 16      | We.          | Formigul, France, 1450.   | 5 21  | 6 40      | 1 14         | 5 25   | 6 36      | 1 8          | 5 16  | 6 43      |              |
| 107          | 17      | Th.          | Culloden, Eng., 1746.   | 5 19  | 6 41      | 1 55         | 5 24   | 6 37      | 1 51         | 5 15  | 6 45      |              |
| 108          | 18      | Fri.         | New Market, Va., taken, 1862.   | 5 18  | 6 42      | 2 32         | 5 22   | 6 38      | 2 28         | 5 13  | 6 46      |              |
| 109          | 19      | Sat.         | Cerro Gordo, Mex., 1847.  | 5 16  | 6 43      | 3 3          | 5 21   | 6 39      | 3 1          | 5 12  | 6 48      |              |
| 110          | 20      | SUN.         | Lexington, Mass., 1775.   | 5 15  | 6 44      | 3 33         | 5 19   | 6 40      | 3 33         | 5 10  | 6 49      |              |
| 111          | 21      | Mo.          | Abensberg, Bavaria, 1809.   | 5 13  | 6 45      | 4 2          | 5 18   | 6 41      | 4 3          | 5 8   | 6 50      |              |
| 112          | 22      | Tu.          | Mondovi, Italy, 1798.   | 5 12  | 6 46      | 4 32         | 5 17   | 6 42      | 4 35         | 5 7   | 6 51      |              |
| 113          | 23      | We.          | Paul Jones at Whitehaven, 1778.   | 5 10  | 6 47      | rises        | 5 15   | 6 43      | rises        | 5 5   | 6 53      |              |
| 114          | 24      | Th.          | Damawerke, Denmark, 1848.   | 5 9   | 6 48      | 7 53         | 5 14   | 6 44      | 7 47         | 5 4   | 6 54      |              |
| 115          | 25      | Fri.         | Ranger and Drake, 1778.   | 5 7   | 6 49      | 8 50         | 5 13   | 6 44      | 8 43         | 5 2   | 6 55      |              |
| 116          | 26      | Sat.         | New Orleans, La., taken, 1862.  | 5 6   | 6 50      | 9 42         | 5 11   | 6 45      | 9 35         | 5 0   | 6 56      |              |
| 117          | 27      | SUN.         | Johnston surrendered, 1865.   | 5 4   | 6 51      | 10 31        | 5 10   | 6 46      | 10 24        | 4 59  | 6 57      |              |
| 118          | 28      | Mo.          | Dunbar, Eng., 1296.   | 5 3   | 6 52      | 11 16        | 5 9  | 6 47      | 11 9         | 4 57  | 6 59      |              |
| 119          | 29      | Tu.          | Saugatuck River, 1777.  | 5 1   | 6 53      | 11 57        | 5 7  | 6 48      | 11 51        | 4 56  | 7 0       |              |
| 120          | 30      | We.          | Orleans, France, 1429.  | 5 0   | 6 55      | morn         | 5 6  | 6 49      | morn         | 4 54  | 7 1       |              |
|              |         |              | Fontenoy, Belgium, 1745.  | 4 58  | 6 56      | 0 34         | 5 5  | 6 50      | 0 29         | 4 53  | 7 2       |              |

5th MONTH.

MAY.

31 DAYS.

| DAY OF YEAR. | DAY MO. | DAY OF WEEK. | May is from the Latin <i>Maius</i> , the growing month. | Chicago, Iowa, |           |            | St. Louis, S. Ill., |           |            | St. Paul, N.E. |           |            |
|--------------|---------|--------------|---|----------------|-----------|------------|---------------------|-----------|------------|----------------|-----------|------------|
|              |         |              |   | Sun rises      | Sun sets. | Moon R.&S. | Sun rises           | Sun sets. | Moon R.&S. | Sun rises      | Sun sets. | Moon R.&S. |
| 121          | 1       | Th.          | Dewey's victory, 1898.                                  | 4 57           | 6 57      | 1 9        | 4 56                | 6 51      | 1 5        | 4 51           | 7 3       | 1 15       |
| 122          | 2       | Fri.         | Leutzens, Germany, 1813.                                | 4 56           | 6 58      | 1 42       | 4 55                | 6 52      | 1 39       | 4 50           | 7 5       | 1 46       |
| 123          | 3       | Sat.         | Koniggvats, Bohemia, 1866.                              | 4 55           | 6 59      | 2 13       | 4 54                | 6 53      | 2 11       | 4 48           | 7 6       | 2 15       |
| 124          | 4       | SUN.         | Chancellorsville, Va., 1863.                            | 4 53           | 7 0       | 2 45       | 4 52                | 6 54      | 2 45       | 4 47           | 7 7       | 2 46       |
| 125          | 5       | Tu.          | Fuentes de Onoro, Spain, 1811.                          | 4 52           | 7 1       | 3 19       | 4 50                | 6 55      | 3 21       | 4 46           | 7 8       | 3 18       |
| 126          | 6       | We.          | Prague, Bohemia, 1757.                                  | 4 51           | 7 2       | 3 56       | 4 48                | 6 56      | 4 0        | 4 44           | 7 9       | 3 54       |
| 127          | 7       | Th.          | Baton Rouge, La., taken, 1862.                          | 4 50           | 7 3       | sets       | 4 47                | 6 57      | sets       | 4 43           | 7 11      | sets       |
| 128          | 8       | Fri.         | Palo Alto, Mex., 1847.                                  | 4 49           | 7 4       | 8 13       | 4 45                | 6 58      | 8 6        | 4 41           | 7 12      | 8 22       |
| 129          | 9       | Sat.         | Biberach, Germany, 1800.                                | 4 47           | 7 6       | 9 20       | 4 44                | 6 59      | 9 13       | 4 40           | 7 13      | 9 29       |
| 130          | 10      | SUN.         | Lodi, Italy, 1793.                                      | 4 46           | 7 7       | 10 20      | 4 43                | 7 0       | 10 13      | 4 39           | 7 14      | 10 29      |
| 131          | 11      | Mo.          | Charleston Neck, Mass., 1779.                           | 4 45           | 7 8       | 11 11      | 4 42                | 7 1       | 11 5       | 4 37           | 7 15      | 11 19      |
| 132          | 12      | Tu.          | Crown Point, N. Y., taken, 1775.                        | 4 44           | 7 9       | 11 53      | 4 41                | 7 1       | 11 49      | 4 36           | 7 17      | morn       |
| 133          | 13      | We.          | Langside, Scotland, 1568.                               | 4 43           | 7 10      | morn       | 4 40                | 7 2       | morn       | 4 34           | 7 18      | 0 37       |
| 134          | 14      | Th.          | Agnadillo, Italy, 1569.                                 | 4 41           | 7 11      | 0 31       | 4 39                | 7 3       | 0 28       | 4 33           | 7 19      | 0 30       |
| 135          | 15      | Fri.         | Milan, Italy, taken, 1796.                              | 4 40           | 7 12      | 1 6        | 4 38                | 7 4       | 1 3        | 4 32           | 7 20      | 1 39       |
| 136          | 16      | Sat.         | Albuera, Spain, 1811.                                   | 4 39           | 7 13      | 1 37       | 4 37                | 7 5       | 1 36       | 4 31           | 7 21      | 1 39       |
| 137          | 17      | SUN.         | Big Black, Miss., 1863.                                 | 4 38           | 7 14      | 2 6        | 4 37                | 7 6       | 2 7        | 4 30           | 7 22      | 2 6        |
| 138          | 18      | Mo.          | Brechin, Scotland, 1452.                                | 4 37           | 7 15      | 2 35       | 4 36                | 7 7       | 2 38       | 4 29           | 7 23      | 2 34       |
| 139          | 19      | Tu.          | Rocroy, France, 1643.                                   | 4 37           | 7 16      | 3 6        | 4 35                | 7 8       | 3 9        | 4 28           | 7 24      | 3 3        |
| 140          | 20      | We.          | Acre, Syria, 1799.                                      | 4 36           | 7 17      | 3 38       | 4 34                | 7 9       | 3 42       | 4 27           | 7 25      | 3 33       |
| 141          | 21      | Th.          | Bautzen, Saxony, 1813.                                  | 4 35           | 7 18      | 4 12       | 4 33                | 7 9       | 4 18       | 4 26           | 7 26      | 4 6        |
| 142          | 22      | Fri.         | Hochkirchen, Saxony, 1813.                              | 4 34           | 7 19      | rises      | 4 33                | 7 10      | rises      | 4 25           | 7 28      | rises      |
| 143          | 23      | Sat.         | Ramilles, Belgium, 1706.                                | 4 33           | 7 20      | 8 28       | 4 32                | 7 11      | 8 21       | 4 24           | 7 29      | 8 37       |
| 144          | 24      | SUN.         | Bottom's Bridge, Va., 1862.                             | 4 33           | 7 20      | 9 14       | 4 31                | 7 12      | 9 7        | 4 23           | 7 30      | 9 23       |
| 145          | 25      | Mo.          | Spottsylvania, Va., 1862.                               | 4 32           | 7 21      | 9 56       | 4 31                | 7 13      | 9 49       | 4 22           | 7 31      | 10 4       |
| 146          | 26      | Tu.          | Ostrolenka, Poland, 1831.                               | 4 31           | 7 22      | 10 54      | 4 30                | 7 14      | 10 28      | 4 22           | 7 32      | 10 42      |
| 147          | 27      | We.          | Fort Erie & Georgevac., 1813.                           | 4 30           | 7 23      | 11 10      | 4 29                | 7 15      | 11 6       | 4 21           | 7 33      | 11 17      |
| 148          | 28      | Th.          | Dallas, Ga., 1864.                                      | 4 30           | 7 24      | 11 44      | 4 29                | 7 15      | 11 40      | 4 21           | 7 34      | 11 43      |
| 149          | 29      | Fri.         | Constantinople taken, 1453.                             | 4 29           | 7 24      | morn       | 4 28                | 7 16      | morn       | 4 20           | 7 35      | morn       |
| 150          | 30      | Sat.         | Corinth, Miss., 1862.                                   | 4 29           | 7 25      | 0 15       | 4 28                | 7 17      | 0 13       | 4 19           | 7 36      | 0 18       |
| 151          | 31      | SUN.         | Fair Oaks, Va., 1862.                                   | 4 28           | 7 26      | 0 45       | 4 27                | 7 18      | 0 44       | 4 19           | 7 37      | 0 46       |

6th MONTH.

JUNE.

30 DAYS.

| DAY OF YEAR. | DAY MO. | DAY OF WEEK. | June traced to Juno, the queen of heaven, who was thought to preside over marriages. | Chicago, Iowa, |           |            | St. Louis, S. Ill., |           |            | St. Paul, N.E. |           |            |
|--------------|---------|--------------|--|----------------|-----------|------------|---------------------|-----------|------------|----------------|-----------|------------|
|              |         |              |  | Sun rises      | Sun sets. | Moon R.&S. | Sun rises           | Sun sets. | Moon R.&S. | Sun rises      | Sun sets. | Moon R.&S. |
| 152          | 1       | SUN.         | Lawrence's victory, 1813.  | 4 28           | 7 27      | 1 15       | 4 27                | 7 18      | 1 16       | 4 18           | 7 37      | 1 15       |
| 153          | 2       | Mo.          | Lake Champlain, 1813.  | 4 27           | 7 28      | 1 49       | 4 26                | 7 19      | 1 52       | 4 18           | 7 38      | 1 47       |
| 154          | 3       | Tu.          | Cold Harbor, Va., 1864.  | 4 27           | 7 28      | 2 28       | 4 26                | 7 20      | 2 32       | 4 17           | 7 39      | 2 24       |
| 155          | 4       | We.          | Magenta, Lombardy, 1859.   | 4 26           | 7 29      | 3 10       | 4 26                | 7 20      | 3 15       | 4 17           | 7 40      | 3 4        |
| 156          | 5       | Th.          | Piedmont, Italy, 1864.   | 4 26           | 7 30      | 4 0        | 4 25                | 7 21      | 4 7        | 4 16           | 7 40      | 3 53       |
| 157          | 6       | Fri.         | Stony Creek, Canada, 1813.   | 4 26           | 7 31      | sets       | 4 25                | 7 22      | sets       | 4 16           | 7 41      | sets       |
| 158          | 7       | Sat.         | Antrim, Ireland, 1798.   | 4 26           | 7 31      | 9 0        | 4 25                | 7 22      | 8 53       | 4 15           | 7 41      | 9 9        |
| 159          | 8       | SUN.         | Chattanooga, Tenn., 1862.  | 4 25           | 7 32      | 9 47       | 4 24                | 7 23      | 9 41       | 4 15           | 7 42      | 9 55       |
| 160          | 9       | Mo.          | Big Bethel, Va., 1862.   | 4 25           | 7 32      | 10 29      | 4 24                | 7 23      | 10 25      | 4 15           | 7 43      | 10 35      |
| 161          | 10      | Tu.          | Guantanamo Bay, Cuba, 1898.  | 4 25           | 7 33      | 11 6       | 4 24                | 7 24      | 11 3       | 4 15           | 7 43      | 11 10      |
| 162          | 11      | We.          | Croant, France, 1423.  | 4 25           | 7 34      | 11 39      | 4 24                | 7 24      | 11 37      | 4 14           | 7 44      | 11 41      |
| 163          | 12      | Th.          | Camp McCalla, Cuba, 1898.  | 4 25           | 7 34      | morn       | 4 24                | 7 25      | morn       | 4 14           | 7 44      | morn       |
| 164          | 13      | Fri.         | Ballynabinch, Ireland, 1798.   | 4 24           | 7 35      | 0 9        | 4 24                | 7 25      | 0 9        | 4 14           | 7 45      | 0 10       |
| 165          | 14      | Sat.         | Naseby, Eng., 1645.  | 4 24           | 7 35      | 0 39       | 4 24                | 7 26      | 0 41       | 4 14           | 7 46      | 0 38       |
| 166          | 15      | SUN.         | Carberry Hill, Scotland, 1567.   | 4 24           | 7 36      | 1 9        | 4 24                | 7 26      | 1 12       | 4 14           | 7 46      | 1 7        |
| 167          | 16      | Mo.          | Dittingen, Baden, 1743.  | 4 24           | 7 36      | 1 41       | 4 24                | 7 27      | 1 45       | 4 14           | 7 47      | 1 37       |
| 168          | 17      | Tu.          | Bunker Hill, Mass., 1775.  | 4 24           | 7 36      | 2 14       | 4 24                | 7 27      | 2 19       | 4 14           | 7 47      | 2 9        |
| 169          | 18      | We.          | Waterloo, Belgium, 1815.   | 4 24           | 7 37      | 2 50       | 4 24                | 7 27      | 2 56       | 4 14           | 7 48      | 2 24       |
| 170          | 19      | Th.          | Kearsarge sunk Alabama, 1864.  | 4 24           | 7 37      | 3 30       | 4 24                | 7 28      | 3 37       | 4 14           | 7 48      | 3 23       |
| 171          | 20      | Fri.         | Stono Ferry, S. C., 1779.  | 4 24           | 7 37      | rises      | 4 24                | 7 28      | rises      | 4 14           | 7 48      | rises      |
| 172          | 21      | Sat.         | Petersburg, Va., taken, 1864.  | 4 25           | 7 37      | 7 56       | 4 24                | 7 28      | 7 49       | 4 15           | 7 49      | 8 5        |
| 173          | 22      | SUN.         | Bothwell Bridge, Scotland, 1579.   | 4 25           | 7 37      | 8 36       | 4 24                | 7 28      | 8 30       | 4 15           | 7 49      | 8 44       |
| 174          | 23      | Mo.          | Plassey, Bengal, 1757.   | 4 26           | 7 38      | 9 12       | 4 25                | 7 29      | 9 7        | 4 15           | 7 49      | 9 19       |
| 175          | 24      | Tu.          | Bannockburn, Scotland, 1314.   | 4 26           | 7 38      | 9 45       | 4 25                | 7 29      | 9 41       | 4 15           | 7 49      | 9 51       |
| 176          | 25      | We.          | Custer massacre, 1876.   | 4 26           | 7 38      | 10 17      | 4 25                | 7 29      | 10 14      | 4 15           | 7 49      | 10 20      |
| 177          | 26      | Th.          | Seven Days' Battles, 1862.   | 4 26           | 7 38      | 10 47      | 4 25                | 7 29      | 10 46      | 4 16           | 7 49      | 10 49      |
| 178          | 27      | Fri.         | Kenesaw, Ga., 1864.  | 4 26           | 7 38      | 11 18      | 4 25                | 7 29      | 11 19      | 4 16           | 7 49      | 11 19      |
| 179          | 28      | Sat.         | Monmouth, N. J., 1778.   | 4 27           | 7 39      | 11 50      | 4 26                | 7 29      | 11 52      | 4 16           | 7 49      | 11 49      |
| 180          | 29      | SUN.         | Cropey Bridge, Eng., 1644.   | 4 27           | 7 39      | morn       | 4 26                | 7 29      | morn       | 4 17           | 7 49      | morn       |
| 181          | 30      | Mo.          | Atherton Moor, Eng., 1643.   | 4 27           | 7 39      | 0 25       | 4 27                | 7 29      | 0 28       | 4 17           | 7 49      | 0 22       |

| DAY OF YEAR.       | DAY MO. | DAY OF WEEK. | July named in honor of Julius Cæsar, who was born on the 12th of July. |           |              |       | Chicago, Iowa, Neb., N. Y., Pa., S. Wis., S. Mich., N. Ill., Ind., O. |       |       | St. Louis, S. Ill., Va., Ky., Mo., Kan., Col., Cal., Ind., Ohio. |       |       | St. Paul, N. E. Wis. and Mich., N. E. New York, Minn., Or. |       |  |
|--------------------|---------|--------------|--|-----------|--------------|-------|---|-------|-------|--|-------|-------|--|-------|--|
|                    |         |              | Sun rises  | Sun sets. | Moon R. & S. | H. M. | H. M.   | H. M. | H. M. | H. M.  | H. M. | H. M. | H. M.  | H. M. |  |
| IMPORTANT BATTLES. |         |              |  |           |              |       |   |       |       |  |       |       |  |       |  |
| 182                | 1       | Tu.          | Gettysburg, Pa., begun, 1863.  |           |              |       |   |       |       |  |       |       |  |       |  |
| 183                | 2       | We.          | Marston Moor, Eng., 1644.  |           |              |       |   |       |       |  |       |       |  |       |  |
| 184                | 3       | Th.          | Spanish fleet (Cuba), sunk, 1898.                                      |           |              |       |   |       |       |  |       |       |  |       |  |
| 185                | 4       | Fri.         | Wakarusa, Miss., surrend'd, 1863                                       |           |              |       |   |       |       |  |       |       |  |       |  |
| 186                | 5       | Sat.         | Wagram, Austria, 1809.   |           |              |       |   |       |       |  |       |       |  |       |  |
| 187                | 6       | SUN.         | Jamestown, Va., 1781.  |           |              |       |   |       |       |  |       |       |  |       |  |
| 188                | 7       | Mo.          | Tirnova, Bulgaria, 1877.   |           |              |       |   |       |       |  |       |       |  |       |  |
| 189                | 8       | Tu.          | Pultowa, Russia, 1709.   |           |              |       |   |       |       |  |       |       |  |       |  |
| 190                | 9       | We.          | Pt. Hudson, La., surrend'd, 1833                                       |           |              |       |   |       |       |  |       |       |  |       |  |
| 191                | 10      | Th.          | Northampton, Eng., 1460.   |           |              |       |   |       |       |  |       |       |  |       |  |
| 192                | 11      | Fri.         | Rich Mountain, W. Va., 1861.   |           |              |       |   |       |       |  |       |       |  |       |  |
| 193                | 12      | Sat.         | Aughrim, Ireland, 1691.  |           |              |       |   |       |       |  |       |       |  |       |  |
| 194                | 13      | SUN.         | Gravelines, France, 1558.  |           |              |       |   |       |       |  |       |       |  |       |  |
| 195                | 14      | Mo.          | Falling Water, W. Va., 1863.   |           |              |       |   |       |       |  |       |       |  |       |  |
| 196                | 15      | Tu.          | Tannenberg, Prussia, 1410.   |           |              |       |   |       |       |  |       |       |  |       |  |
| 197                | 16      | We.          | Stony Point, N. Y., taken, 1779.                                       |           |              |       |   |       |       |  |       |       |  |       |  |
| 198                | 17      | Th.          | Santiago, Cuba, surrend'd, 1898.                                       |           |              |       |   |       |       |  |       |       |  |       |  |
| 199                | 18      | Fri.         | Tirlemont, Belgium, 1705.  |           |              |       |   |       |       |  |       |       |  |       |  |
| 200                | 19      | Sat.         | Halidon Hill, Eng., 1333.  |           |              |       |   |       |       |  |       |       |  |       |  |
| 201                | 20      | SUN.         | Clissan, France, 1702.   |           |              |       |   |       |       |  |       |       |  |       |  |
| 202                | 21      | Mo.          | Bull Run, Va. (1st), 1861.   |           |              |       |   |       |       |  |       |       |  |       |  |
| 203                | 22      | Tu.          | Decatur, Ga., 1864.  |           |              |       |   |       |       |  |       |       |  |       |  |
| 204                | 23      | We.          | Manassas Gap, Va., 1863.   |           |              |       |   |       |       |  |       |       |  |       |  |
| 205                | 24      | Th.          | Lundy's Lane, N. Y., 1814.   |           |              |       |   |       |       |  |       |       |  |       |  |
| 206                | 25      | Fri.         | Porto Rico captured, 1898.   |           |              |       |   |       |       |  |       |       |  |       |  |
| 207                | 26      | Sat.         | Edgecote, Eng., 1469.  |           |              |       |   |       |       |  |       |       |  |       |  |
| 208                | 27      | SUN.         | Gainsborough, Eng., 1643.  |           |              |       |   |       |       |  |       |       |  |       |  |
| 209                | 28      | Mo.          | Atlanta, Ga., 1864.  |           |              |       |   |       |       |  |       |       |  |       |  |
| 210                | 29      | Tu.          | Spanish armada destroyed, 1588   |           |              |       |   |       |       |  |       |       |  |       |  |
| 211                | 30      | We.          | Plevna, Bulgaria, 1877.  |           |              |       |   |       |       |  |       |       |  |       |  |
| 212                | 31      | Th.          | Warburg, Germany, 1700.  |           |              |       |   |       |       |  |       |       |  |       |  |

| DAY OF YEAR.       | DAY MO. | DAY OF WEEK. | August was named in honor of Augustus Cæsar, he having been made consul in this month. |           |              |       | Chicago, Iowa, Neb., N. Y., Pa., S. Wis., S. Mich., N. Ill., Ind., O. |       |       | St. Louis, S. Ill., Va., Ky., Mo., Kan., Col., Cal., Ind., Ohio. |       |       | St. Paul, N. E. Wis. and Mich., N. E. New York, Minn., Or. |  |  |
|--------------------|---------|--------------|--|-----------|--------------|-------|---|-------|-------|--|-------|-------|--|--|--|
|                    |         |              | Sun rises  | Sun sets. | Moon R. & S. | H. M. | H. M.   | H. M. | H. M. | H. M.  | H. M. | H. M. | H. M.  |  |  |
| IMPORTANT BATTLES. |         |              |  |           |              |       |   |       |       |  |       |       |  |  |  |
| 213                | 1       | Fri.         | Minden, Prussia, 1759.   |           |              |       |   |       |       |  |       |       |  |  |  |
| 214                | 2       | Sat.         | Blenheim, Bavaria, 1704.   |           |              |       |   |       |       |  |       |       |  |  |  |
| 215                | 3       | SUN.         | Lonato, Italy, 1796.   |           |              |       |   |       |       |  |       |       |  |  |  |
| 216                | 4       | Mo.          | Wissembourg, France, 1870.   |           |              |       |   |       |       |  |       |       |  |  |  |
| 217                | 5       | Tu.          | Peterwarden, Austria, 1716.  |           |              |       |   |       |       |  |       |       |  |  |  |
| 218                | 6       | We.          | Woerth, France, 1870.  |           |              |       |   |       |       |  |       |       |  |  |  |
| 219                | 7       | Th.          | King's Mountain, N. C., 1780.  |           |              |       |   |       |       |  |       |       |  |  |  |
| 220                | 8       | Fri.         | Mackinaw, Mich., 1814.   |           |              |       |   |       |       |  |       |       |  |  |  |
| 221                | 9       | Sat.         | Cedar Mountain, Va., 1862.   |           |              |       |   |       |       |  |       |       |  |  |  |
| 222                | 10      | SUN.         | St. Quentin, France, 1557.   |           |              |       |   |       |       |  |       |       |  |  |  |
| 223                | 11      | Mo.          | Askalon, Syria, 1083.  |           |              |       |   |       |       |  |       |       |  |  |  |
| 224                | 12      | Tu.          | Strasbourg, Alsace, invested, 1870   |           |              |       |   |       |       |  |       |       |  |  |  |
| 225                | 13      | We.          | Manila, P. I., surrendered, 1898.  |           |              |       |   |       |       |  |       |       |  |  |  |
| 226                | 14      | Th.          | Black Water, Ireland, 1598.  |           |              |       |   |       |       |  |       |       |  |  |  |
| 227                | 15      | Fri.         | Chicago massacre, 1812.  |           |              |       |   |       |       |  |       |       |  |  |  |
| 228                | 16      | Sat.         | Bennington, Vt., 1777.   |           |              |       |   |       |       |  |       |       |  |  |  |
| 229                | 17      | SUN.         | Preston, Eng., 1648.   |           |              |       |   |       |       |  |       |       |  |  |  |
| 230                | 18      | Mo.          | Gravelotte, France, 1870.  |           |              |       |   |       |       |  |       |       |  |  |  |
| 231                | 19      | Tu.          | Constitution & Guerriere, 1812.  |           |              |       |   |       |       |  |       |       |  |  |  |
| 232                | 20      | We.          | Saraçossa, Spain, 1710.  |           |              |       |   |       |       |  |       |       |  |  |  |
| 233                | 21      | Th.          | Lawrence, Kas., sacked, 1863.  |           |              |       |   |       |       |  |       |       |  |  |  |
| 234                | 22      | Fri.         | Bosworth, Eng., 1485.  |           |              |       |   |       |       |  |       |       |  |  |  |
| 235                | 23      | Sat.         | Attack on Ft. Sumter, 1863.  |           |              |       |   |       |       |  |       |       |  |  |  |
| 236                | 24      | SUN.         | Washington, D. C., captur'd, 1814  |           |              |       |   |       |       |  |       |       |  |  |  |
| 237                | 25      | Mo.          | Chalons, France, taken, 1870.  |           |              |       |   |       |       |  |       |       |  |  |  |
| 238                | 26      | Tu.          | Crecy, France, 1346.   |           |              |       |   |       |       |  |       |       |  |  |  |
| 239                | 27      | We.          | Long Island, N. Y., 1776.  |           |              |       |   |       |       |  |       |       |  |  |  |
| 240                | 28      | Th.          | Ft. Hatteras, N. C., taken, 1861.  |           |              |       |   |       |       |  |       |       |  |  |  |
| 241                | 29      | Fri.         | Bull Run, Va. (2d), 1862.  |           |              |       |   |       |       |  |       |       |  |  |  |
| 242                | 30      | Sat.         | MacMahon defeated, 1870.   |           |              |       |   |       |       |  |       |       |  |  |  |
| 243                | 31      | SUN.         | St. Sebastian, Spain, 1813.  |           |              |       |   |       |       |  |       |       |  |  |  |

9th MONTH.

## SEPTEMBER.

30 DAYS.

| DAY OF YEAR. | DAY MO. | DAY OF WEEK. | September, from <i>Septem</i> (seventh), as it was the seventh Roman month. | Chicago, Iowa, |           |              | St. Louis, S. Ill., |           |              | St. Paul, N. E. |           |              |
|--------------|---------|--------------|---|----------------|-----------|--------------|---------------------|-----------|--------------|-----------------|-----------|--------------|
|              |         |              |   | Sun rises      | Sun sets. | Moon R. & S. | Sun rises           | Sun sets. | Moon R. & S. | Sun rises       | Sun sets. | Moon R. & S. |
|              |         |              | <b>IMPORTANT BATTLES.</b>   | H. M.          | H. M.     | H. M.        | H. M.               | H. M.     | H. M.        | H. M.           | H. M.     |              |
| 244          | 1       | Mo.          | Sedan, France, 1870.  | 5 24           | 6 36      | 4 44         | 5 28                | 6 32      | 4 47         | 5 21            | 6 39      |              |
| 245          | 2       | We.          | Actium, Greece, 31 B. C.  | 5 25           | 6 35      | sets         | 5 28                | 6 31      | sets         | 5 22            | 6 37      |              |
| 246          | 3       | Tu.          | Worcester, Eng., 1651.  | 5 26           | 6 33      | 7 9          | 5 29                | 6 29      | 7 10         | 5 23            | 6 35      |              |
| 247          | 4       | Th.          | Belgrade, Servia, 1456.   | 5 27           | 6 31      | 7 42         | 5 30                | 6 27      | 7 45         | 5 25            | 6 34      |              |
| 248          | 5       | Fri.         | New London, Conn., taken, 1781.   | 5 28           | 6 29      | 8 15         | 5 31                | 6 26      | 8 19         | 5 26            | 6 32      |              |
| 249          | 6       | Sat.         | Arsoof, Syria, 1191.  | 5 30           | 6 28      | 8 49         | 5 32                | 6 24      | 8 54         | 5 27            | 6 30      |              |
| 250          | 7       | SUN.         | Borodino, Russia, 1812.   | 5 31           | 6 26      | 9 25         | 5 33                | 6 23      | 9 31         | 5 28            | 6 28      |              |
| 251          | 8       | Mo.          | Molino del Rey, Mex., 1847.   | 5 32           | 6 24      | 10 6         | 5 34                | 6 21      | 10 13        | 5 29            | 6 26      |              |
| 252          | 9       | Tu.          | Flodden, Eng., 1513.  | 5 33           | 6 22      | 10 50        | 5 35                | 6 20      | 10 57        | 5 31            | 6 25      |              |
| 253          | 10      | We.          | Perry's victory, Lake Erie, 1813.   | 5 34           | 6 21      | 11 39        | 5 36                | 6 18      | 11 46        | 5 32            | 6 23      |              |
| 254          | 11      | Th.          | McDonough's victory, 1814.  | 5 35           | 6 19      | morn         | 5 37                | 6 17      | morn         | 5 33            | 6 21      |              |
| 255          | 12      | Fri.         | Chapultepec, Mex., 1847.  | 5 36           | 6 18      | 0 31         | 5 37                | 6 15      | 0 38         | 5 34            | 6 19      |              |
| 256          | 13      | Sat.         | Philpnaugh, Scot., 1645.  | 5 37           | 6 16      | 1 27         | 5 38                | 6 13      | 1 33         | 5 35            | 6 17      |              |
| 257          | 14      | SUN.         | City of Mexico taken, 1847.   | 5 38           | 6 14      | 2 25         | 5 39                | 6 12      | 2 29         | 5 37            | 6 16      |              |
| 258          | 15      | Mo.          | Harper's Ferry, Va., taken, 1862.   | 5 39           | 6 12      | 3 24         | 5 40                | 6 10      | 3 28         | 5 38            | 6 14      |              |
| 259          | 16      | Tu.          | Bergin-op-Zoom, Hol., 1747.   | 5 40           | 6 11      | 4 27         | 5 41                | 6 9       | 4 29         | 5 39            | 6 12      |              |
| 260          | 17      | We.          | Antietam, Md., 1862.  | 5 41           | 6 9       | rises        | 5 42                | 6 7       | rises        | 5 40            | 6 10      |              |
| 261          | 18      | Th.          | Polotzk, Russia, 1812.  | 5 42           | 6 7       | 6 30         | 5 43                | 6 6       | 6 32         | 5 41            | 6 8       |              |
| 262          | 19      | Fri.         | Poitiers, France, 1356.   | 5 43           | 6 5       | 7 5          | 5 44                | 6 4       | 7 9          | 5 43            | 6 7       |              |
| 263          | 20      | Sat.         | Chickamauga, Ga., 1863.   | 5 44           | 6 3       | 7 44         | 5 44                | 6 2       | 7 48         | 5 44            | 6 4       |              |
| 264          | 21      | SUN.         | Papinsville, Mo., 1861.   | 5 45           | 6 2       | 8 27         | 5 45                | 6 1       | 8 33         | 5 45            | 6 2       |              |
| 265          | 22      | Mo.          | Zutphen, Holland, 1586.   | 5 46           | 6 0       | 9 16         | 5 46                | 6 5       | 9 23         | 5 46            | 6 0       |              |
| 266          | 23      | Tu.          | Paul Jones' victory, 1779.  | 5 47           | 5 58      | 10 11        | 5 47                | 5 57      | 10 18        | 5 47            | 5 58      |              |
| 267          | 24      | We.          | Monterey, Mex., 1847.   | 5 48           | 5 56      | 11 12        | 5 48                | 5 56      | 11 19        | 5 49            | 5 57      |              |
| 268          | 25      | Th.          | Philadelphia taken, 1777.   | 5 49           | 5 54      | morn         | 5 49                | 5 54      | morn         | 5 50            | 5 55      |              |
| 269          | 26      | Fri.         | Zurich, Switz., 1793.   | 5 51           | 5 53      | 0 16         | 5 50                | 5 53      | 0 22         | 5 51            | 5 53      |              |
| 270          | 27      | Sat.         | Busaco, Portugal, 1810.   | 5 52           | 5 51      | 1 23         | 5 51                | 5 51      | 1 28         | 5 52            | 5 51      |              |
| 271          | 28      | SUN.         | Strasbourg, Ger., taken, 1870.  | 5 53           | 5 49      | 2 30         | 5 52                | 5 49      | 2 34         | 5 53            | 5 49      |              |
| 272          | 29      | Mo.          | Marathon, Greece, 490 B. C.   | 5 54           | 5 47      | 3 38         | 5 53                | 5 48      | 3 40         | 5 55            | 5 47      |              |
| 273          | 30      | Tu.          | Beauvis, France, 1870.  | 5 55           | 5 46      | 4 44         | 5 54                | 5 46      | 4 45         | 5 56            | 5 45      |              |

10th MONTH.

## OCTOBER.

31 DAYS.

| DAY OF YEAR. | DAY MO. | DAY OF WEEK. | October was formerly the eighth month, and hence the name from <i>Octem</i> (eighth). | Chicago, Iowa, |           |              | St. Louis, S. Ill., |           |              | St. Paul, N. E. |           |              |
|--------------|---------|--------------|---|----------------|-----------|--------------|---------------------|-----------|--------------|-----------------|-----------|--------------|
|              |         |              |   | Sun rises      | Sun sets. | Moon R. & S. | Sun rises           | Sun sets. | Moon R. & S. | Sun rises       | Sun sets. | Moon R. & S. |
|              |         |              | <b>IMPORTANT BATTLES.</b>   | H. M.          | H. M.     | H. M.        | H. M.               | H. M.     | H. M.        | H. M.           | H. M.     |              |
| 274          | 1       | We.          | Mantes, France, 1870.   | 5 56           | 5 44      | sets         | 5 54                | 5 45      | sets         | 5 57            | 5 43      |              |
| 275          | 2       | Th.          | Cambray, France, 1595.  | 5 57           | 5 43      | 6 12         | 5 55                | 5 43      | 6 16         | 5 58            | 5 41      |              |
| 276          | 3       | Fri.         | Moncontour, France, 1566.   | 5 55           | 5 41      | 6 47         | 5 56                | 5 41      | 6 51         | 5 59            | 5 39      |              |
| 277          | 4       | Sat.         | Germentow, Pa., 1777.   | 5 59           | 5 39      | 7 23         | 5 57                | 5 40      | 7 28         | 6 1             | 5 38      |              |
| 278          | 5       | SUN.         | Thoury, France, 1870.   | 6 0            | 5 37      | 8 2          | 5 58                | 5 38      | 8 6          | 6 2             | 5 36      |              |
| 279          | 6       | Mo.          | Ft. Montgomery, N. Y., 1777.  | 6 2            | 5 36      | 8 45         | 5 59                | 5 37      | 8 52         | 6 3             | 5 34      |              |
| 280          | 7       | Tu.          | Lepanto, Greece, 1571.  | 6 3            | 5 34      | 9 31         | 6 0                 | 5 35      | 9 38         | 6 4             | 5 32      |              |
| 281          | 8       | We.          | Cracow, Poland, 1655.   | 6 4            | 5 32      | 10 21        | 6 1                 | 5 34      | 10 28        | 6 5             | 5 30      |              |
| 282          | 9       | Th.          | Strasbourg, Va., 1864.  | 6 5            | 5 30      | 11 15        | 6 2                 | 5 32      | 11 21        | 6 5             | 5 29      |              |
| 283          | 10      | Fri.         | Tours, France, 732.   | 6 6            | 5 29      | morn         | 6 3                 | 5 31      | morn         | 6 8             | 5 27      |              |
| 284          | 11      | Sat.         | Lake Champlain, 1776.   | 6 7            | 5 27      | 0 11         | 6 4                 | 5 29      | 0 16         | 6 9             | 5 25      |              |
| 285          | 12      | SUN.         | Resaca, Ga., 1864.  | 6 8            | 5 26      | 1 10         | 6 5                 | 5 28      | 1 14         | 6 10            | 5 23      |              |
| 286          | 13      | Mo.          | Queenstown, Can., 1812.   | 6 9            | 5 24      | 2 10         | 6 6                 | 5 26      | 2 13         | 6 12            | 5 21      |              |
| 287          | 14      | Tu.          | Hastings, Eng., 1066.   | 6 10           | 5 22      | 3 14         | 6 7                 | 5 25      | 3 15         | 6 13            | 5 20      |              |
| 288          | 15      | We.          | Aldja Dagh, Asia Minor, 1877.   | 6 11           | 5 21      | 4 19         | 6 8                 | 5 23      | 4 18         | 6 15            | 5 18      |              |
| 289          | 16      | Th.          | Munich, Bavaria, 1744.  | 6 13           | 5 19      | 5 27         | 6 9                 | 5 22      | 5 25         | 6 16            | 5 16      |              |
| 290          | 17      | Fri.         | Burgoyne's surrender, 1777.   | 6 14           | 5 18      | rises        | 6 10                | 5 21      | rises        | 6 17            | 5 14      |              |
| 291          | 18      | Sat.         | Lepsic, Saxony, 1813.   | 6 15           | 5 16      | 6 23         | 6 12                | 5 19      | 6 28         | 6 19            | 5 13      |              |
| 292          | 19      | SUN.         | Cornwallis' surrender, 1781.  | 6 16           | 5 14      | 7 10         | 6 12                | 5 18      | 7 16         | 6 20            | 5 11      |              |
| 293          | 20      | Mo.          | Ulm surrendered, 1805.  | 6 17           | 5 13      | 8 5          | 6 13                | 5 16      | 8 12         | 6 22            | 5 9       |              |
| 294          | 21      | Tu.          | Trafalgar, 1805.  | 6 19           | 5 11      | 9 5          | 6 14                | 5 15      | 9 12         | 6 23            | 5 7       |              |
| 295          | 22      | We.          | Ft. Mercer, N. J., 1777.  | 6 20           | 5 10      | 10 9         | 6 15                | 5 14      | 10 15        | 6 24            | 5 5       |              |
| 296          | 23      | Th.          | Edge Hill, Eng., 1642.  | 6 21           | 5 8       | 11 16        | 6 16                | 5 12      | 11 21        | 6 25            | 5 4       |              |
| 297          | 24      | Fri.         | Goruj Dubnik, Bulgaria, 1877.   | 6 22           | 5 7       | morn         | 6 17                | 5 11      | morn         | 6 27            | 5 2       |              |
| 298          | 25      | Sat.         | Agincourt, France, 1415.  | 6 23           | 5 5       | 0 23         | 6 18                | 5 9       | 0 27         | 6 28            | 5 1       |              |
| 299          | 26      | SUN.         | Rouen, France, taken, 1562.   | 6 25           | 5 4       | 1 29         | 6 19                | 5 8       | 1 31         | 6 29            | 4 59      |              |
| 300          | 27      | Mo.          | Metz, Ger., taken, 1870.  | 6 26           | 5 2       | 2 34         | 6 21                | 5 7       | 2 35         | 6 30            | 4 58      |              |
| 301          | 28      | Tu.          | La Rochelle, France, 1628.  | 6 27           | 5 1       | 3 39         | 6 22                | 5 6       | 3 38         | 6 32            | 4 56      |              |
| 302          | 29      | We.          | Freiberg, Prussia, 1764.  | 6 28           | 5 0       | 4 41         | 6 23                | 5 5       | 4 39         | 6 33            | 4 55      |              |
| 303          | 30      | Th.          | Tariffa, Spain, 1340.   | 6 29           | 4 58      | 5 42         | 6 24                | 5 3       | 5 38         | 6 35            | 4 53      |              |
| 304          | 31      | Fri.         | Arcof, E. Indies, 1780.   | 6 31           | 4 57      | sets         | 6 25                | 5 2       | sets         | 6 36            | 4 52      |              |

11th MONTH.

NOVEMBER.

30 DAYS.

Table for November with columns for Day of Year, Day of Week, and various time-related metrics (Sun rises, Sun sets, Moon rises, Moon sets, R.&S.). Includes important battles like French Creek, Mayfield, and the Battle of Varna.

12th MONTH.

DECEMBER.

31 DAYS.

Table for December with columns for Day of Year, Day of Week, and various time-related metrics (Sun rises, Sun sets, Moon rises, Moon sets, R.&S.). Includes important battles like Krotish, Austerlitz, and the Battle of Balaclava.

## A Ready-Reference Calendar

For ascertaining any day of the week for any given time within two hundred years from the introduction of the New Style, 1752\* to 1952 inclusive.

| YEARS 1753 TO 1952. |       |      |      |      |       |      |       |      |      |       | Jan. | Feb. | Mar. | April | May. | June | July. | Aug. | Sept. | Oct. | Nov. | Dec. |     |
|---------------------|-------|------|------|------|-------|------|-------|------|------|-------|------|------|------|-------|------|------|-------|------|-------|------|------|------|-----|
| 1761                | 1767  | 1778 | 1789 | 1795 |       | 1857 | 1863  | 1874 | 1885 | 1891  | 4    | 7    | 7    | 3     | 5    | 1    | 3     | 6    | 2     | 4    | 7    | 2    |     |
| 1801                | 1807  | 1818 | 1829 | 1835 | 1846  | 1903 | 1914  | 1925 | 1931 | 1942  |      |      |      |       |      |      |       |      |       |      |      |      |     |
| 1762                | 1773  | 1779 | 1790 |      |       | 1858 | 1869  | 1875 | 1886 | 1897  | 5    | 1    | 1    | 4     | 6    | 2    | 4     | 7    | 3     | 5    | 1    | 3    |     |
| 1802                | 1813  | 1819 | 1830 | 1841 | 1847  | 1909 | 1915  | 1926 | 1937 | 1943  |      |      |      |       |      |      |       |      |       |      |      |      |     |
| 1757                | 1763  | 1774 | 1785 | 1791 |       | 1859 | 1870  | 1881 | 1887 | 1898  | 6    | 2    | 2    | 5     | 7    | 3    | 5     | 1    | 4     | 6    | 2    | 4    |     |
| 1803                | 1814  | 1825 | 1831 | 1842 | 1853  | 1919 | 1921  | 1927 | 1938 | 1949  |      |      |      |       |      |      |       |      |       |      |      |      |     |
| 1754                | 1765  | 1771 | 1782 | 1793 | 1799  | 1861 | 1867  | 1878 | 1889 | 1895  | 2    | 5    | 5    | 1     | 3    | 6    | 1     | 4    | 7     | 2    | 5    | 7    |     |
| 1804                | 1811  | 1822 | 1833 | 1839 | 1850  | 1901 | 1907  | 1918 | 1929 | 1935  |      |      |      |       |      |      |       |      |       |      |      |      |     |
| 1755                | 1766  | 1777 | 1783 | 1794 | 1800  | 1862 | 1873  | 1879 | 1890 | ..... | 3    | 6    | 6    | 2     | 4    | 7    | 2     | 5    | 1     | 3    | 6    | 1    |     |
| 1806                | 1817  | 1823 | 1834 | 1845 | 1851  | 1902 | 1913  | 1919 | 1930 | 1941  |      |      |      |       |      |      |       |      |       |      |      |      |     |
| 1758                | 1769  | 1775 | 1786 | 1797 |       | 1865 | 1871  | 1882 | 1893 | 1899  | 7    | 3    | 3    | 6     | 1    | 4    | 6     | 2    | 5     | 7    | 3    | 5    |     |
| 1809                | 1815  | 1826 | 1837 | 1843 | 1854  | 1905 | 1911  | 1922 | 1933 | 1939  |      |      |      |       |      |      |       |      |       |      |      |      |     |
| 1753                | 1759  | 1770 | 1781 | 1787 | 1798  | 1855 | 1866  | 1877 | 1883 | 1894  | 1    | 4    | 4    | 7     | 2    | 5    | 7     | 3    | 6     | 1    | 4    | 6    |     |
| 1810                | 1821  | 1827 | 1838 | 1849 | 1855  | 1906 | 1917  | 1923 | 1934 | 1945  |      |      |      |       |      |      |       |      |       |      |      |      |     |
|                     |       |      |      |      |       |      |       |      |      | 1951  |      |      |      |       |      |      |       |      |       |      |      |      |     |
| LEAP YEARS.         |       |      |      |      |       |      |       |      |      |       | ...  | 29   | ...  | ...   | ...  | ...  | ...   | ...  | ...   | ...  | ...  | ...  | ... |
| 1764                | 1792  | 1804 | 1832 | 1860 | 1888  | 1923 | ..... | 1    | 3    | 4     | 7    | 2    | 5    | 7     | 3    | 6    | 1     | 4    | 6     | 1    | 4    | 6    |     |
| 1768                | 1796  | 1808 | 1836 | 1864 | 1892  | 1904 | 1932  | 5    | 1    | 2     | 5    | 7    | 3    | 5     | 1    | 4    | 6     | 2    | 4     | 6    | 2    | 4    |     |
| 1772                | ..... | 1812 | 1840 | 1868 | 1896  | 1908 | 1936  | 3    | 6    | 7     | 3    | 5    | 1    | 3     | 6    | 2    | 4     | 7    | 2     | 4    | 7    | 2    |     |
| 1776                | ..... | 1816 | 1844 | 1872 | ..... | 1912 | 1940  | 1    | 4    | 5     | 1    | 3    | 6    | 1     | 4    | 7    | 2     | 5    | 7     | 3    | 5    | 7    |     |
| 1780                | ..... | 1820 | 1848 | 1876 | ..... | 1916 | 1944  | 6    | 2    | 3     | 6    | 1    | 4    | 6     | 2    | 5    | 7     | 3    | 5     | 7    | 3    | 5    |     |
| 1756                | 1784  | 1824 | 1852 | 1880 | ..... | 1920 | 1948  | 4    | 7    | 1     | 4    | 6    | 2    | 4     | 7    | 3    | 5     | 1    | 3     | 6    | 1    | 3    |     |
| 1760                | 1788  | 1828 | 1856 | 1884 | ..... | 1924 | 1952  | 2    | 5    | 6     | 2    | 4    | 7    | 2     | 5    | 1    | 3     | 6    | 1     | 4    | 6    | 1    |     |

| 1              | 2              | 3              | 4              | 5              | 6              | 7              |
|----------------|----------------|----------------|----------------|----------------|----------------|----------------|
| Monday.... 1   | Tuesday... 1   | Wednesday 1    | Thursday... 1  | Friday..... 1  | Saturday... 1  | Sunday.... 1   |
| Tuesday... 2   | Wednesday 2    | Thursday... 2  | Friday..... 2  | Saturday... 2  | Sunday.... 2   | Monday.... 2   |
| Wednesday 3    | Thursday... 3  | Friday..... 3  | Saturday... 3  | Sunday.... 3   | Monday.... 3   | Tuesday... 3   |
| Thursday... 4  | Friday..... 4  | Saturday... 4  | Sunday.... 4   | Monday.... 4   | Tuesday... 4   | Wednesday 4    |
| Friday..... 5  | Saturday... 5  | Sunday.... 5   | Monday.... 5   | Tuesday... 5   | Wednesday 5    | Thursday... 5  |
| Saturday... 6  | Sunday.... 6   | Monday.... 6   | Tuesday... 6   | Wednesday 6    | Thursday... 6  | Friday..... 6  |
| Sunday.... 7   | Monday.... 7   | Tuesday... 7   | Wednesday 7    | Thursday... 7  | Friday..... 7  | Saturday... 7  |
| Monday.... 8   | Tuesday... 8   | Wednesday 8    | Thursday... 8  | Friday..... 8  | Saturday... 8  | Sunday.... 8   |
| Tuesday... 9   | Wednesday 9    | Thursday... 9  | Friday..... 9  | Saturday... 9  | Sunday.... 9   | Monday.... 9   |
| Wednesday 10   | Thursday... 10 | Friday..... 10 | Saturday... 10 | Sunday.... 10  | Monday.... 10  | Tuesday... 10  |
| Thursday... 11 | Friday..... 11 | Saturday... 11 | Sunday.... 11  | Monday.... 11  | Tuesday... 11  | Wednesday 11   |
| Friday..... 12 | Saturday... 12 | Sunday.... 12  | Monday.... 12  | Tuesday... 12  | Wednesday 12   | Thursday... 12 |
| Saturday... 13 | Sunday.... 13  | Monday.... 13  | Tuesday... 13  | Wednesday 13   | Thursday... 13 | Friday..... 13 |
| Sunday.... 14  | Monday.... 14  | Tuesday... 14  | Wednesday 14   | Thursday... 14 | Friday..... 14 | Saturday... 14 |
| Monday.... 15  | Tuesday... 15  | Wednesday 15   | Thursday... 15 | Friday..... 15 | Saturday... 15 | Sunday.... 15  |
| Tuesday... 16  | Wednesday 16   | Thursday... 16 | Friday..... 16 | Saturday... 16 | Sunday.... 16  | Monday.... 16  |
| Wednesday 17   | Thursday... 17 | Friday..... 17 | Saturday... 17 | Sunday.... 17  | Monday.... 17  | Tuesday... 17  |
| Thursday... 18 | Friday..... 18 | Saturday... 18 | Sunday.... 18  | Monday.... 18  | Tuesday... 18  | Wednesday 18   |
| Friday..... 19 | Saturday... 19 | Sunday.... 19  | Monday.... 19  | Tuesday... 19  | Wednesday 19   | Thursday... 19 |
| Saturday... 20 | Sunday.... 20  | Monday.... 20  | Tuesday... 20  | Wednesday 20   | Thursday... 20 | Friday..... 20 |
| Sunday.... 21  | Monday.... 21  | Tuesday... 21  | Wednesday 21   | Thursday... 21 | Friday..... 21 | Saturday... 21 |
| Monday.... 22  | Tuesday... 22  | Wednesday 22   | Thursday... 22 | Friday..... 22 | Saturday... 22 | Sunday.... 22  |
| Tuesday... 23  | Wednesday 23   | Thursday... 23 | Friday..... 23 | Saturday... 23 | Sunday.... 23  | Monday.... 23  |
| Wednesday 24   | Thursday... 24 | Friday..... 24 | Saturday... 24 | Sunday.... 24  | Monday.... 24  | Tuesday... 24  |
| Thursday... 25 | Friday..... 25 | Saturday... 25 | Sunday.... 25  | Monday.... 25  | Tuesday... 25  | Wednesday 25   |
| Friday..... 26 | Saturday... 26 | Sunday.... 26  | Monday.... 26  | Tuesday... 26  | Wednesday 26   | Thursday... 26 |
| Saturday... 27 | Sunday.... 27  | Monday.... 27  | Tuesday... 27  | Wednesday 27   | Thursday... 27 | Friday..... 27 |
| Sunday.... 28  | Monday.... 28  | Tuesday... 28  | Wednesday 28   | Thursday... 28 | Friday..... 28 | Saturday... 28 |
| Monday.... 29  | Tuesday... 29  | Wednesday 29   | Thursday... 29 | Friday..... 29 | Saturday... 29 | Sunday.... 29  |
| Tuesday... 30  | Wednesday 30   | Thursday... 30 | Friday..... 30 | Saturday... 30 | Sunday.... 30  | Monday.... 30  |
| Wednesday 31   | Thursday... 31 | Friday..... 31 | Saturday... 31 | Sunday.... 31  | Monday.... 31  | Tuesday... 31  |

NOTE.—To ascertain any day of the week first look in the table for the year required and under the months are figures which refer to the corresponding figures at the head of the columns of days below. For Example: To know on what day of the week July 4 was in the year 1895, in the table of years look for 1895, and in a parallel line, under July, is figure 1, which directs to column 1, in which it will be seen that July 4 falls on Thursday.

\*1752 same as 1772 from Jan. 1 to Sept. 2. From Sept. 14 to Dec. 31 same as 1780 (Sept. 3-13 were omitted).—This Calendar is from Whitaker's London Almanack, with some revisions.

## IMPORTS OF MERCHANDISE.

(Fiscal years ended June 30, 1900 and 1901.)

| ARTICLES IMPORTED.                                    | 1900.       |                    | 1901.       |             |
|---|-------------|--------------------|-------------|-------------|
|   | Quant's.    | Values.            | Quant's.    | Values.     |
| Animals.....  |             | \$4,590,950        |             | \$4,478,774 |
| Antimony.....   |             | 4,846,084          |             | 6,744,858   |
| Art works..... free                                   |             | 944,673            |             | 481,102     |
| Art works..... dutiable                               |             | 2,264,278          |             | 2,823,444   |
| Books, music and other printed matter.....            |             | 3,571,626          |             | 3,791,778   |
| Breadstuffs.....                                      |             | 1,803,729          |             | 2,049,008   |
| Bristles..... lbs                                     | 2,590,158   | 2,152,867          | 1,684,575   | 1,730,197   |
| Brushes.....  |             | 977,513            |             | 1,142,239   |
| Cement..... lbs                                       | 942,568,687 | 3,270,916          | 630,272,528 | 2,169,800   |
| Chemicals, drugs and dyes.....                        |             | 53,705,152         |             | 53,463,030  |
| Clays or earths..... tons, dut.                       | 138,625     | 926,111            | 160,196     | 1,096,817   |
| Clocks and watches and parts of.....                  |             | 1,750,551          |             | 2,068,044   |
| Coal..... tons, free                                  | 1,707,076   | 4,476,032          | 1,923,198   | 5,247,025   |
| Cocoa or cacao..... lbs                               | 42,759,240  | 5,970,844          | 46,901,356  | 6,761,669   |
| Coffee..... lbs                                       | 737,991,911 | 52,467,943         | 654,871,810 | 62,861,389  |
| Copper and manufactures of.....                       |             | 15,489,606         |             | 20,581,716  |
| Cork and manufactures of.....                         |             | 1,309,433          |             | 2,270,997   |
| Cotton—Unmanufactured..... lbs                        | 67,398,521  | 7,990,945          | 46,681,125  | 6,737,813   |
| Manufactured.....                                     |             | 41,236,239         |             | 40,232,732  |
| Earthen, stone and china ware.....                    |             | 8,645,265          |             | 9,447,418   |
| Feathers, natural and artificial.....                 |             | 4,078,925          |             | 3,674,328   |
| Fertilizers.....                                      |             | 1,697,986          |             | 2,230,221   |
| Fibers—Unmanufactured..... tons                       | 249,306     | 26,373,805         | 238,253     | 22,932,506  |
| Manufactured.....                                     |             | 31,559,371         |             | 32,744,289  |
| Fish, fresh and cured or preserved.....               |             | 7,358,036          |             | 7,042,316   |
| Fruits, including nuts.....                           |             | 19,263,592         |             | 19,584,612  |
| Furs and manufactures of.....                         |             | 12,000,124         |             | 11,019,658  |
| Glass and glassware.....                              |             | 4,912,432          |             | 4,846,438   |
| Hair.....   |             | 2,694,190          |             | 1,630,048   |
| Hats, bonnets and hoods.....                          |             | 2,827,434          |             | 2,797,354   |
| Hay..... tons   | 143,890     | 1,019,743          | 142,627     | 1,128,610   |
| Hides and skins..... lbs                              | 345,935,773 | 57,935,698         | 280,494,637 | 43,220,136  |
| Hide cuttings, raw and other glue stock.....          |             | 1,223,521          |             | 1,037,931   |
| Household effects, wearing apparel, etc.....          |             | 2,007,305          |             | 2,393,431   |
| India rubber and gutta percha.....                    |             | 32,373,943         |             | 29,228,302  |
| Iron and steel and manufactures of.....               |             | 21,975,750         |             | 13,989,165  |
| Ivory, animal and vegetable..... lbs                  | 16,426,928  | 1,049,034          | 13,885,766  | 1,021,974   |
| Jewelry, precious stones, etc.....                    |             | 17,783,076         |             | 24,215,155  |
| Lead and manufactures of.....                         |             | 3,156,250          |             | 4,836,014   |
| Leather and manufactures of.....                      |             | 13,232,196         |             | 11,886,332  |
| Malt liquors..... gals.                               | 3,310,320   | 1,727,256          | 3,597,341   | 1,833,750   |
| Manganese ore and oxide of..... tons                  | 333,916     | 2,633,003          | 134,211     | 1,160,052   |
| Marble and stone and manufactures of.....             |             | 1,028,550          |             | 1,275,580   |
| Matting and mats, etc.....                            |             | 2,674,911          |             | 2,906,938   |
| Metals and manufactures of.....                       |             | 5,570,127          |             | 5,924,454   |
| Musical instruments.....                              |             | 1,090,541          |             | 961,313     |
| Oils of all kinds.....                                |             | 6,817,730          |             | 7,060,463   |
| Paints, pigments and colors.....                      |             | 1,535,461          |             | 1,487,122   |
| Paper stock, crude.....                               |             | 3,261,778          |             | 2,153,686   |
| Paper and manufactures of.....                        |             | 3,735,645          |             | 4,002,166   |
| Provisions, meat and dairy products.....              |             | 2,235,383          |             | 2,647,580   |
| Rice..... lbs   | 116,679,981 | 2,279,636          | 115,699,583 | 2,236,337   |
| Silk—Unmanufactured.....                              |             | 45,329,730         |             | 30,051,365  |
| Manufactures of.....                                  |             | 30,894,373         |             | 26,839,557  |
| Soap.....   |             | 623,144            |             | 685,879     |
| Spices.....   |             | 3,401,265          |             | 3,563,046   |
| Spirits, distilled.....                               |             | 3,649,831          |             | 4,143,859   |
| Sugar..... lbs  | 401,808,650 | 100,250,974        | 307,495,222 | 90,502,225  |
| Sulphur ore..... tons                                 | 367,328     | 1,224,711          | 339,218     | 1,166,707   |
| Tea..... lbs  | 84,845,107  | 10,558,110         | 90,381,270  | 11,014,981  |
| Tin..... lbs  | 70,158,915  | 19,104,301         | 73,091,890  | 19,805,551  |
| Tobacco—Unmanufactured..... lbs                       | 19,619,627  | 13,237,223         | 26,344,373  | 16,280,324  |
| Manufactured.....                                     |             | 2,364,137          |             | 2,430,139   |
| Toys.....   |             | 2,923,984          |             | 3,830,238   |
| Vegetables.....                                       |             | 2,935,077          |             | 3,630,709   |
| Wines.....  |             | 7,421,445          |             | 8,195,243   |
| Wood and manufactures of.....                         |             | 20,531,908         |             | 19,745,423  |
| Wool, Hair of the Camel, etc.—Unmanufactured..... lbs | 155,923,455 | 29,200,936         | 103,583,505 | 12,523,831  |
| Manufactured.....                                     |             | 16,164,446         |             | 14,281,851  |
| All other articles.....                               |             | 28,406,830         |             | 26,453,755  |
| Total value of merchandise.....                       |             | { free 367,236,896 |             | 339,549,625 |
|   |             | { dut. 482,704,318 |             | 493,123,391 |
| Total value of imports of merchandise.....            |             | 849,941,134        |             | 822,673,016 |



EXPORTS OF DOMESTIC MERCHANDISE.

(Fiscal years ended June 30, 1900 and 1901.)

| ARTICLES EXPORTED.                                       | 1900.    |                    | 1901.       |                    |
|--|----------|--------------------|-------------|--------------------|
|  | Quant's. | Values.            | Quant's.    | Values.            |
| <b>Agricultural Implements—Mowers and reapers.</b> ..... |          | \$11,243,763       |             | \$9,943,680        |
| Plows and cultivators.....                               |          | 2,178,098          |             | 1,838,373          |
| All others.....  |          | 2,677,288          |             | 4,481,351          |
| <b>Total</b> .....                                       |          | <b>16,099,149</b>  |             | <b>16,313,434</b>  |
| <b>Animals—Cattle</b> .....                              | No.      | 897,286            | No.         | 459,218            |
| Hogs.....  | No.      | 51,180             | No.         | 22,318             |
| Horses.....  | No.      | 64,722             | No.         | 82,250             |
| Mules.....   | No.      | 43,369             | No.         | 34,405             |
| Sheep.....   | No.      | 125,772            | No.         | 297,925            |
| All other.....   | No.      | 289,494            | No.         | 236,319            |
| <b>Total</b> .....                                       |          | <b>43,585,031</b>  |             | <b>52,058,876</b>  |
| <b>Books, maps and other printed matter.</b> .....       |          | 2,943,435          |             | 3,471,245          |
| <b>Brass and manufactures of.</b> .....                  |          | 1,866,727          |             | 2,007,450          |
| <b>Breadstuffs—Barley</b> .....                          | bu.      | 23,661,662         | 11,216,694  | 6,298,207          |
| Bread, etc.....  | lbs      | 18,329,815         | 938,513     | 12,420,325         |
| Buckwheat.....   | bu.      | 426,822            | 254,847     | 123,540            |
| Corn.....  | bu.      | 209,348,284        | 85,206,400  | 177,817,965        |
| Oats.....  | bu.      | 41,369,415         | 12,504,654  | 37,046,812         |
| Rye.....   | bu.      | 2,355,792          | 1,442,055   | 2,326,882          |
| Wheat.....   | bu.      | 101,950,389        | 73,237,080  | 132,090,667        |
| Wheat flour.....   | brls.    | 18,639,194         | 67,760,886  | 18,650,979         |
| All other.....   |          | 10,182,949         |             | 10,178,791         |
| <b>Total</b> .....                                       |          | <b>232,744,078</b> |             | <b>275,664,618</b> |
| <b>Carriages, cycles, cars.</b> .....                    |          | 9,905,610          |             | 10,920,856         |
| <b>Chemicals, drugs, dyes, medicines.</b> .....          |          | 13,208,610         |             | 14,384,448         |
| <b>Clocks and watches.</b> .....                         |          | 1,977,694          |             | 2,340,751          |
| Coal.....  | tons     | 7,188,648          | 19,502,813  | 7,676,149          |
| Coke.....  | tons     | 363,202            | 1,233,921   | 365,888            |
| Copper—Ore.....  | tons     | 7,625              | 1,009,288   | 10,106             |
| Manufactures of.....                                     |          | 57,852,960         |             | 43,267,021         |
| Cotton—Unmanufactured.....                               | lbs      | 312,022,568        | 242,988,978 | 353,000,290        |
| Manufactures of.....                                     |          | 24,063,087         | 984,081     | 20,272,418         |
| Eggs.....  | doz.     | 5,620,727          | 7,218,224   | 3,692,375          |
| Fertilizers.....   | tons     | 815,216            | 4,441,835   | 643,726            |
| Fibers—Bags, twine, cordage, etc.....                    |          | 5,427,469          |             | 4,302,776          |
| Fish.....  |          | 11,642,682         |             | 10,826,222         |
| Fruits and nuts.....                                     |          | 4,503,968          |             | 6,789,482          |
| Furs and fur skins.....                                  |          | 1,899,901          |             | 2,071,023          |
| Glass and glassware.....                                 |          | 221,901,459        | 3,600,139   | 214,209,974        |
| Glucose or grape sugar.....                              | lbs      | 2,349,014          | 225,844     | 3,113,898          |
| Glue.....  | lbs      |                    | 2,944,322   | 2,703,400          |
| Grease and soap stock.....                               |          | 1,891,604          |             | 5,389,948          |
| Gunpowder and other explosives.....                      |          | 42,716             | 89,864      | 1,712,102          |
| Hay.....   | tons     | 7,486,256          | 804,674     | 1,476,870          |
| Hides and skins.....                                     | lbs      | 12,639,474         | 1,707,690   | 11,161,749         |
| Hops.....  | lbs      | 2,960,072          |             | 1,064,952          |
| India rubber, manufactures of, etc.....                  |          | 6,485,796          |             | 2,466,515          |
| Instruments—Scientific, telephons, telegraph, etc.....   |          | 121,362,540        |             | 3,429,981          |
| Iron and steel and manufactures of.....                  |          | 1,143,638          |             | 7,361,237          |
| Jewelry and manufactures of gold and silver.....         |          | 978,874            |             | 117,456,087        |
| Lamps, etc.....  |          | 27,236,010         |             | 1,229,672          |
| Leather and manufactures of.....                         |          | 2,189,216          |             | 1,021,455          |
| Malt liquors.....  |          | 1,677,169          |             | 27,923,653         |
| Marble and stone and manufactures of.....                |          | 1,958,779          |             | 7,361,237          |
| Musical instruments.....                                 |          | 2,425,899          | 3,919,272   | 1,723,046          |
| Naval Stores—Resin, tar, etc.....                        | brls.    | 18,090,582         | 8,554,922   | 20,240,851         |
| Turpentine, spirits of.....                              | gals.    |                    |             | 7,715,029          |
| <b>Total</b> .....                                       |          | <b>12,474,194</b>  |             | <b>12,580,950</b>  |
| <b>Oil cake and oil cake meal.</b> .....                 | lbs      | 16,268,245         | 16,757,519  | 17,138,217         |
| Oils—Animal.....   | gals.    | 1,975,741          | 718,997     | 2,399,469          |
| Mineral (crude).....                                     | gals.    | 133,023,656        | 7,364,162   | 138,448,430        |
| Mineral (refined).....                                   | gals.    | 817,599,499        | 67,740,735  | 870,498,964        |
| Mineral (residuum).....                                  | brls.    | 895,933            | 506,853     | 622,538            |
| Vegetable.....   |          | 16,345,056         |             | 19,035,681         |
| Paints, pigments and colors.....                         |          | 1,902,867          |             | 2,036,343          |
| Paper and manufactures of.....                           |          | 1,215,833          |             | 7,439,001          |
| Paraffin and paraffin wax.....                           | lbs      | 132,153,718        | 8,602,723   | 129,184,962        |

## EXPORTS OF MERCHANDISE.—CONTINUED.

| ARTICLES EXPORTED.                                     | 1900.       |             | 1901.       |             |
|--|-------------|-------------|-------------|-------------|
|  | Quant's.    | Values.     | Quant's.    | Values.     |
| Provisions—Beef, canned.....lbs                        | 55,553,745  | \$5,233,982 | 53,445,521  | \$5,307,501 |
| Beef, fresh.....lbs                                    | 329,078,609 | 29,643,830  | 351,748,333 | 31,851,361  |
| Beef, salted, cured.....lbs                            | 49,625,678  | 2,394,301   | 56,101,917  | 3,217,896   |
| Tallow.....lbs   | 89,030,943  | 4,938,204   | 77,166,889  | 3,848,561   |
| Bacon.....lbs  | 512,153,729 | 38,975,919  | 456,122,741 | 37,499,026  |
| Hams.....lbs   | 196,414,412 | 20,416,367  | 216,571,803 | 22,842,778  |
| Pork, canned.....lbs                                   | 8,496,074   | 658,402     | 8,945,594   | 708,381     |
| Pork, fresh and salt.....lbs                           | 159,146,588 | 10,169,569  | 169,872,197 | 12,351,170  |
| Lard.....lbs   | 661,813,063 | 41,939,164  | 611,357,514 | 46,560,148  |
| Lard compounds.....lbs                                 | 25,852,685  | 1,475,064   | 23,359,966  | 1,449,878   |
| Mutton.....lbs   | 773,760     | 64,313      | 691,121     | 46,643      |
| Oleo and oleomargarine.....lbs                         | 150,995,748 | 10,920,400  | 166,642,112 | 12,330,874  |
| Poultry and game.....lbs                               |             | 463,905     |             | 1,070,190   |
| Sausage.....lbs  |             |             | 9,799,106   | 923,974     |
| Sausage casings.....lbs                                |             | 2,307,571   |             | 2,778,854   |
| Canned meats.....lbs                                   |             | 1,724,064   |             | 1,556,671   |
| All other.....lbs                                      |             | 3,941,394   |             | 3,211,250   |
| Butter.....lbs   | 19,206,371  | 8,143,508   | 23,245,526  | 4,014,905   |
| Cheese.....lbs   | 48,419,353  | 4,943,039   | 39,813,517  | 3,950,999   |
| Milk.....lbs   |             | 1,189,402   |             | 1,437,818   |
| Total provisions, etc.....                             |             | 184,453,055 |             | 196,958,878 |
| Seeds.....   |             | 7,036,982   |             | 6,384,815   |
| Soap.....  |             | 1,774,024   |             | 1,599,180   |
| Spirits, distilled.....proof gals.                     | 2,442,989   | 2,275,111   | 2,958,333   | 3,054,708   |
| Sorgho.....lbs   | 124,935,963 | 2,934,922   | 102,800,455 | 2,005,865   |
| Sugar and molasses.....lbs                             |             | 3,132,184   |             | 2,969,596   |
| Tobacco—Unmanufactured.....lbs                         | 344,655,687 | 29,422,371  | 315,767,782 | 27,656,475  |
| Manufactured.....lbs                                   |             | 6,010,141   |             | 5,092,668   |
| Vegetables.....  |             | 2,353,278   |             | 2,598,402   |
| Wood and manufactures of.....                          |             | 50,598,416  |             | 52,442,684  |
| Wood and manufactures of.....                          |             | 1,300,362   |             | 1,542,682   |
| Zinc—Ore.....tons                                      | 32,101      | 980,969     | 37,940      | 1,150,695   |
| Manufactures.....                                      |             | 1,669,215   |             | 965,510     |
| All other manufactures.....                            |             | 21,638,799  |             | 21,575,505  |
| Total value of exports of domestic merchandise.....    |             | 137,073,571 |             | 149,045,890 |
| Total value of exports of foreign merchandise.....     |             | 23,719,511  |             | 27,301,748  |
| Total value of all exports except gold and silver..... |             | 139,443,082 |             | 148,775,557 |

## SUMMARY OF IMPORTS AND EXPORTS OF MERCHANDISE.

(Fiscal years ended June 30.)

| GROUPS.   | 1900.        |         | 1901.        |         |
|---|--------------|---------|--------------|---------|
|   | Values.      | Per ct. | Values.      | Per ct. |
| <b>IMPORTS.</b>   |              |         |              |         |
| Free of Duty—Articles of food and animals.....  | \$91,902,112 | 25.02   | \$84,042,603 | 24.75   |
| Articles in a crude condition which enter into the various processes of domestic industry.....            | 228,304,380  | 62.17   | 203,744,070  | 60.00   |
| Articles wholly or partially manufactured for use as materials in the manufactures and mechanic arts..... | 31,387,537   | 8.55    | 30,478,368   | 8.98    |
| Articles manufactured ready for consumption.....  | 10,127,852   | 2.76    | 12,740,867   | 3.75    |
| Articles of voluntary use, luxuries, etc.....   | 5,514,985    | 1.50    | 8,543,027    | 2.52    |
| Total free of duty.....   | 367,236,866  | 100.00  | 339,549,625  | 100.00  |
| Dutiable—Articles of food and animals.....  | 126,607,936  | 26.23   | 138,185,205  | 28.60   |
| Articles in a crude condition which enter into the various processes of domestic industry.....            | 74,122,366   | 15.35   | 66,018,734   | 13.67   |
| Articles wholly or partially manufactured for use as materials in the manufactures and mechanic arts..... | 57,046,012   | 11.82   | 48,002,348   | 10.06   |
| Articles manufactured ready for consumption.....  | 118,772,845  | 24.61   | 117,922,039  | 24.41   |
| Articles of voluntary use, luxuries, etc.....   | 106,155,109  | 21.95   | 112,355,068  | 23.26   |
| Total dutiable.....   | 482,704,318  | 100.00  | 483,123,911  | 100.00  |
| Free and Dutiable—Articles of food and animals.....   | 218,510,098  | 25.71   | 222,227,898  | 27.02   |
| Articles in a crude condition which enter into the various processes of domestic industry.....            | 302,426,746  | 35.58   | 269,763,404  | 32.79   |
| Articles wholly or partially manufactured for use as materials in the manufactures and mechanic arts..... | 88,433,549   | 10.40   | 79,080,716   | 9.61    |
| Articles manufactured ready for consumption.....  | 128,900,697  | 15.17   | 130,662,963  | 15.88   |
| Articles of voluntary use, luxuries, etc.....   | 111,670,094  | 13.14   | 120,938,065  | 14.70   |
| Total imports of merchandise.....   | 849,941,184  | 100.00  | 822,673,016  | 100.00  |
| Per cent of free.....   |              | 43.21   |              | 41.27   |
| Duties collected from customs.....  | 233,164,871  |         | 238,786,741  |         |

SUMMARY OF IMPORTS AND EXPORTS.—CONTINUED.

| GROUPS.                               | 1900.       |         | 1901.       |         |
|---------------------------------------|-------------|---------|-------------|---------|
|                                       | Values.     | Per ct. | Values.     | Per ct. |
| EXPORTS.                              |             |         |             |         |
| Domestic—Products of—Agriculture..... | 835,858,123 | 60.98   | 944,059,568 | 64.64   |
| Manufactures.....                     | 433,851,756 | 31.65   | 410,569,173 | 28.11   |
| Mining.....                           | 37,843,742  | 2.76    | 39,267,647  | 2.69    |
| Forest.....                           | 52,218,112  | 3.81    | 54,312,830  | 3.72    |
| Fisheries.....                        | 6,326,620   | .46     | 7,743,313   | .53     |
| Miscellaneous.....                    | 4,665,218   | .34     | 4,561,278   | .31     |
| Total domestic.....                   | 1370768571  | 100.00  | 1460458809  | 100.00  |
| Foreign—Free of duty.....             | 12,371,473  | 52.16   | 13,479,185  | 49.37   |
| Dutiable.....                         | 11,349,038  | 47.84   | 13,822,563  | 50.63   |
| Total foreign.....                    | 23,719,511  | 100.00  | 27,301,748  | 100.00  |
| Total exports.....                    | 1394483082  |         | 1487755557  |         |

GOLD AND SILVER.

| METALS.             | 1900.        | 1901.        |
|---------------------|--------------|--------------|
| Gold—Imports.....   | \$44,573,184 | \$66,051,187 |
| Exports.....        | 48,266,759   | 53,179,137   |
| Silver—Imports..... | 35,256,302   | 36,384,041   |
| Exports.....        | 56,712,275   | 64,285,130   |

TONNAGE.

| VESSELS.             | 1900.      | 1901.      |
|----------------------|------------|------------|
| Entered—Sailing..... | 4,282,331  | 4,010,105  |
| Steam.....           | 23,880,674 | 25,821,230 |
| Cleared—Sailing..... | 4,337,719  | 4,106,743  |
| Steam.....           | 23,943,422 | 25,826,977 |

IMPORTS AND EXPORTS OF DOMESTIC AND FOREIGN MERCHANDISE, BY COUNTRIES (1894-1901).

(Fiscal years ended June 30.)

| COUNTRY.                        | 1894.       | 1895.       | 1896.       | 1897.       | 1898.       | 1899.       | 1900.       | 1901.       |
|---------------------------------|-------------|-------------|-------------|-------------|-------------|-------------|-------------|-------------|
| IMPORTS.                        |             |             |             |             |             |             |             |             |
| Europe.....                     | \$295077965 | \$383645813 | \$418639121 | \$430192205 | \$305693691 | \$353884534 | \$440509480 | \$429436180 |
| North America.....              | 166,962,559 | 131,915,620 | 126,877,126 | 105,924,053 | 91,376,807  | 112,150,911 | 129,939,875 | 145,161,044 |
| South America.....              | 100,147,107 | 112,167,190 | 108,828,462 | 107,389,406 | 92,091,634  | 86,587,893  | 93,635,134  | 110,329,977 |
| Asia and Oceania.               | 87,644,320  | 95,077,282  | 114,206,986 | 111,695,036 | 119,453,823 | 134,089,091 | 174,413,065 | 128,792,666 |
| Africa and other countries..... | 5,162,771   | 7,164,060   | 11,172,979  | 9,529,713   | 7,193,639   | 10,436,060  | 11,217,116  | 8,953,459   |
| Total.....                      | 654,994,622 | 731,969,965 | 779,724,674 | 764,730,412 | 616,049,654 | 697,148,489 | 849,714,670 | 822,673,016 |
| EXPORTS.                        |             |             |             |             |             |             |             |             |
| Europe.....                     | 700,870,822 | 627,927,692 | 673,043,753 | 813,385,644 | 973,806,245 | 936,602,093 | 1040167312  | 1136092260  |
| North America.....              | 119,633,212 | 108,575,594 | 116,567,496 | 124,368,461 | 139,627,841 | 157,391,707 | 187,239,318 | 196,570,577 |
| South America.....              | 33,212,310  | 33,525,935  | 36,237,671  | 33,768,646  | 33,521,701  | 35,659,902  | 38,945,721  | 44,770,880  |
| Asia and Oceania.               | 32,786,943  | 30,494,388  | 42,827,238  | 61,927,678  | 66,710,813  | 73,295,176  | 108,304,911 | 84,779,930  |
| Africa and other countries..... | 5,577,285   | 7,074,656   | 13,870,760  | 16,953,127  | 17,515,730  | 18,594,424  | 19,469,109  | 25,542,301  |
| Total.....                      | 892,140,572 | 807,533,165 | 882,606,936 | 1050993556  | 1231482330  | 1227023302  | 1394186371  | 1487756016  |

VALUE OF IMPORTS AND EXPORTS OF MERCHANDISE BY COUNTRIES.

(Fiscal years 1899-1901.)

| COUNTRY.                          | IMPORTS.    |             |              | EXPORTS.    |             |             |
|-----------------------------------|-------------|-------------|--------------|-------------|-------------|-------------|
|                                   | 1899.       | 1900.       | 1901.        | 1899.       | 1900.       | 1901.       |
| Europe—Austria-Hungary..          | \$6,551,256 | \$9,079,667 | \$10,067,175 | \$7,378,935 | \$7,046,819 | \$7,222,650 |
| Azores and Madeira isls..         | 9,325       | 19,431      | 25,395       | 391,252     | 414,113     | 427,434     |
| Belgium.....                      | 10,552,030  | 12,940,303  | 14,600,340   | 44,153,633  | 48,307,011  | 49,330,259  |
| Denmark.....                      | 283,198     | 920,455     | 645,038      | 16,005,323  | 18,487,494  | 16,178,613  |
| France.....                       | 62,146,056  | 73,012,085  | 75,454,068   | 60,536,893  | 63,235,077  | 78,923,914  |
| Germany.....                      | 84,225,777  | 97,374,700  | 100,233,693  | 155,772,179 | 187,347,889 | 191,072,252 |
| Gibraltar.....                    | 17,996      | 40,206      | 52,863       | 567,961     | 500,152     | 678,814     |
| Greece.....                       | 944,521     | 1,122,855   | 1,124,775    | 213,507     | 290,709     | 291,538     |
| Greenland, Iceland, etc....       | 78,408      | 78,658      | 82,533       | 159         | 6,005       | 520         |
| Italy.....                        | 24,832,746  | 27,924,176  | 24,618,157   | 25,094,940  | 33,256,620  | 31,468,939  |
| Malta, Gozo, etc.....             | 9,770       | 10,536      | 14,744       | 144,080     | 175,734     | 438,882     |
| Netherlands.....                  | 14,457,620  | 15,852,624  | 20,596,272   | 79,305,968  | 89,386,676  | 84,352,470  |
| Portugal.....                     | 2,975,504   | 3,743,216   | 3,370,430    | 4,132,400   | 5,886,542   | 5,294,240   |
| Roumania.....                     |             | 101,042     |              | 146,048     | 41,562      | 23,567      |
| Russia—Baltic and White seas..... | 2,330,223   | 4,735,612   | 5,546,280    | 7,301,068   | 6,196,802   | 6,345,203   |
| Russia—Black sea.....             | 1,710,161   | 2,510,361   | 1,481,612    | 1,185,539   | 1,241,425   | 1,738,935   |
| Servia.....                       |             |             | 10,039       | 217         |             | 369         |
| Spain.....                        | 3,382,393   | 5,950,047   | 5,409,304    | 9,077,307   | 13,349,680  | 15,484,738  |
| Sweden and Norway.....            | 2,005,555   | 4,244,302   | 3,487,639    | 12,213,289  | 10,436,467  | 11,844,152  |

## VALUE OF IMPORTS AND EXPORTS BY COUNTRIES.—CONTINUED.

| COUNTRY.                   | IMPORTS.     |              |              | EXPORTS.    |               |               |
|----------------------------|--------------|--------------|--------------|-------------|---------------|---------------|
|                            | 1899.        | 1900.        | 1901.        | 1899.       | 1900.         | 1901.         |
| Switzerland.....           | \$14,826,480 | \$17,893,268 | \$15,799,400 | \$267,732   | \$250,477     | \$255,530     |
| Turkey in Europe.....      | 2,359,830    | 3,930,896    | 3,886,782    | 354,457     | 840,367       | 892,968       |
| United Kingdom.....        | 118,488,217  | 159,682,401  | 143,865,901  | 511,778,705 | 533,819,545   | 631,266,293   |
| Total Europe.....          | 353,884,594  | 440,567,314  | 429,496,180  | 936,602,096 | 1,040,167,763 | 1,136,092,230 |
| North America—Bermuda...   | 494,812      | 436,661      | 531,323      | 1,065,388   | 1,124,005     | 1,314,407     |
| British Honduras.....      | 198,203      | 198,040      | 241,509      | 500,802     | 615,522       | 813,417       |
| British North America—     |              |              |              |             |               |               |
| Nova Scotia, New Brun-     | 3,702,900    | 5,672,873    | 5,493,776    | 4,710,048   | 6,447,711     | 7,009,766     |
| swick, etc.....            | 23,031,743   | 27,816,988   | 27,599,857   | 79,026,590  | 83,009,736    | 90,984,821    |
| Quebec, Ontario, etc.....  | 4,486,234    | 5,879,213    | 3,976,912    | 4,238,383   | 5,862,520     | 7,831,941     |
| British Columbia.....      |              |              |              |             |               |               |
| Newfoundland and Lab-      |              |              |              |             |               |               |
| rador.....                 | 383,168      | 562,750      | 420,315      | 1,595,497   | 2,017,524     | 1,962,305     |
| Total British North        |              |              |              |             |               |               |
| America.....               | 31,604,135   | 39,981,833   | 42,890,860   | 89,570,458  | 97,337,494    | 107,789,333   |
| Central American States—   |              |              |              |             |               |               |
| Costa Rica.....            | 3,581,899    | 2,980,030    | 2,990,550    | 1,240,950   | 1,462,355     | 1,946,726     |
| Guatemala.....             | 2,111,264    | 2,402,978    | 3,512,445    | 1,102,993   | 785,462       | 1,424,814     |
| Honduras.....              | 911,849      | 988,606      | 1,258,317    | 832,016     | 1,181,453     | 1,115,009     |
| Nicaragua.....             | 1,514,620    | 1,530,296    | 2,035,693    | 1,195,511   | 1,817,809     | 1,482,194     |
| Salvador.....              | 1,085,703    | 738,674      | 1,037,715    | 625,414     | 679,420       | 738,722       |
| Total Central Ameri-       |              |              |              |             |               |               |
| can States.....            | 9,205,345    | 8,630,554    | 10,834,663   | 4,987,854   | 5,926,579     | 6,707,465     |
| Mexico.....                | 22,995,722   | 28,646,053   | 28,868,011   | 25,483,075  | 34,974,961    | 36,476,350    |
| Miquelon, Langley, etc...  | 86,283       | 66,701       | 32,814       | 194,624     | 179,387       | 220,720       |
| West Indies—British.....   | 14,150,482   | 11,894,520   | 12,858,307   | 8,751,817   | 8,895,164     | 8,870,552     |
| Cuba.....                  | 25,408,828   | 31,371,704   | 43,423,088   | 11,616,377  | 26,513,400    | 25,964,801    |
| Danish.....                | 599,328      | 568,935      | 478,402      | 498,066     | 624,524       | 692,150       |
| Dutch.....                 | 246,902      | 316,186      | 240,019      | 474,435     | 582,185       | 647,597       |
| French.....                | 28,735       | 30,176       | 13,972       | 1,542,984   | 1,867,168     | 1,849,278     |
| Haiti.....                 | 826,530      | 1,184,797    | 1,199,240    | 2,455,966   | 2,966,689     | 3,424,662     |
| Porto Rico.....            | 3,179,827    | 3,078,648    | .....        | 2,685,948   | 4,640,449     | .....         |
| Santo Domingo.....         | 3,125,779    | 3,680,413    | 3,553,776    | 1,104,013   | 1,317,028     | 1,800,385     |
| Total West Indies.....     | 47,566,411   | 52,125,379   | 61,761,864   | 36,129,506  | 47,496,677    | 43,249,426    |
| Total North America.....   | 112,150,911  | 130,085,221  | 145,161,044  | 157,981,507 | 187,594,625   | 196,570,118   |
| South America—Argentine.   | 5,152,561    | 8,114,304    | 8,065,318    | 9,563,510   | 11,558,237    | 11,537,698    |
| Bolivia.....               | .....        | 22           | .....        | 31,298      | 59,223        | 152,315       |
| Brazil.....                | 57,875,747   | 53,073,457   | 70,643,347   | 12,239,036  | 11,578,119    | 12,064,267    |
| Chile.....                 | 2,942,932    | 7,112,826    | 8,645,604    | 2,107,124   | 3,287,565     | 5,294,726     |
| Colombia.....              | 5,126,731    | 4,307,814    | 3,230,652    | 3,042,094   | 2,710,088     | 3,142,032     |
| Ecuador.....               | 1,054,653    | 1,524,378    | 1,424,840    | 882,591     | 1,216,006     | 2,016,085     |
| Falkland Islands.....      | .....        | .....        | .....        | .....       | .....         | 797           |
| Guyana—British.....        | 3,500,207    | 3,735,358    | 4,805,393    | 1,749,545   | 1,915,192     | 1,734,404     |
| Dutch.....                 | 1,651,009    | 1,230,412    | 1,273,731    | 443,757     | 493,983       | 610,987       |
| French.....                | 37,929       | 37,554       | 54,018       | 170,090     | 189,910       | 200,807       |
| Paraguay.....              | 160          | .....        | 1,740        | 10,751      | 4,884         | 12,685        |
| Peru.....                  | 1,496,978    | 2,122,543    | 3,656,180    | 1,325,650   | 1,662,475     | 3,126,934     |
| Uruguay.....               | 1,281,109    | 1,848,077    | 1,883,994    | 1,242,822   | 1,816,720     | 1,637,074     |
| Venezuela.....             | 6,507,847    | 5,600,019    | 6,645,848    | 2,851,634   | 2,452,757     | 3,271,877     |
| Total South America.....   | 86,587,833   | 93,666,774   | 110,329,677  | 35,650,902  | 38,945,763    | 44,770,888    |
| Asia—Aden.....             | 1,924,941    | 1,542,335    | 1,520,629    | 993,741     | 1,490,243     | 969,898       |
| Chinese empire.....        | 18,619,268   | 26,896,926   | 18,306,339   | 14,498,440  | 15,259,167    | 10,406,834    |
| China—British.....         | .....        | 4,896        | 81           | .....       | .....         | 220           |
| French.....                | .....        | .....        | .....        | .....       | 26,202        | .....         |
| German.....                | .....        | .....        | .....        | .....       | 337,310       | 377,252       |
| Russian.....               | .....        | .....        | .....        | .....       | 4,892,323     | 6,252,254     |
| East Indies—British.....   | 32,500,312   | 45,355,976   | 43,885,774   | 4,341,936   | 4,892,323     | 6,252,254     |
| Dutch.....                 | 21,313,945   | 27,886,814   | 19,026,481   | 1,548,973   | 1,534,149     | 2,061,705     |
| French.....                | .....        | 4            | .....        | 7,632       | 207,587       | 58,333        |
| Portuguese.....            | 9            | 529          | .....        | .....       | .....         | 1,034         |
| Hongkong.....              | 2,479,274    | 1,256,267    | 1,390,224    | 7,732,525   | 8,485,978     | 8,009,181     |
| Japan.....                 | 26,716,814   | 32,748,902   | 29,115,370   | 17,264,688  | 29,087,475    | 19,000,207    |
| Korea.....                 | 408          | 105          | 708          | 141,679     | 126,965       | 215,551       |
| Russia, Asiatic.....       | 113,562      | 1,008        | 3,529        | 1,543,126   | 3,050,102     | 1,461,676     |
| Turkey in Asia.....        | 3,284,250    | 3,823,371    | 3,897,854    | 167,743     | 226,655       | 194,162       |
| All other Asia.....        | 78,431       | 325,257      | 396,115      | 124,678     | 166,651       | 362,507       |
| Total Asia.....            | 107,091,214  | 139,842,330  | 117,519,955  | 43,360,161  | 64,913,807    | 49,402,814    |
| Oceania—Auckland, Fiji and |              |              |              |             |               |               |
| Norfolk Islands.....       | 926,849      | 1,947,320    | 1,472,117    | 10,121      | 22,281        | 15,982        |
| British Australasia.....   | 3,502,402    | 5,468,190    | 4,645,950    | 19,777,129  | 26,725,702    | 30,718,345    |
| French Oceania.....        | 290,557      | 437,707      | 651,339      | 287,124     | 323,138       | 411,219       |
| German Oceania.....        | .....        | 621          | 5,381        | 27,573      | 10,695        | 45,821        |
| Guam.....                  | 10,649       | 1,320        | 1,044        | 6,883       | 13,247        | 34,691        |

TOTAL VALUE OF IMPORTS AND EXPORTS.

17

VALUE OF IMPORTS AND EXPORTS BY COUNTRIES.—CONTINUED.

| COUNTRY.                    | IMPORTS.     |              |             | EXPORTS.      |               |               |
|-----------------------------|--------------|--------------|-------------|---------------|---------------|---------------|
|                             | 1899.        | 1900.        | 1901.       | 1899.         | 1900.         | 1901.         |
| Hawaii*                     | \$17,831,463 | \$20,707,903 | .....       | \$9,305,470   | \$13,509,148  | .....         |
| Philippine islands.....     | 4,409,774    | 5,971,208    | \$4,220,289 | 404,133       | 2,610,419     | \$4,027,064   |
| Tonga, Samoa and all other  | 26,185       | 76,853       | 70,584      | 56,522        | .....         | 129,054       |
| Total Oceania.....          | 26,997,877   | 34,611,108   | 11,272,711  | 29,875,015    | 43,391,275    | 35,377,176    |
| Africa—British Africa.....  | 1,306,746    | 1,069,182    | 813,440     | 15,155,610    | 16,269,482    | 21,654,458    |
| Canary islands.....         | 24,193       | 21,007       | 32,806      | 216,626       | 238,706       | 254,920       |
| French Africa.....          | 585,629      | 657,226      | 417,223     | 543,555       | 601,185       | 843,414       |
| German Africa.....          | .....        | .....        | .....       | .....         | 708           | 8,039         |
| Italian Africa.....         | .....        | .....        | .....       | .....         | 13,375        | 10,200        |
| Kongo Free State.....       | .....        | .....        | .....       | .....         | .....         | 8,822         |
| Liberia.....                | 9,300        | 2,936        | 4,867       | 18,412        | 25,018        | 25,495        |
| Madagascar.....             | 1,475        | 4,061        | 547         | 1,134         | 10,255        | 43,121        |
| Portuguese Africa.....      | 11,705       | 17,312       | 1,643       | 1,505,008     | 802,190       | 1,410,235     |
| Spanish Africa.....         | .....        | 760          | 5,387       | .....         | .....         | 13,585        |
| Turkey in Africa—Egypt..... | 7,489,929    | 8,278,022    | 7,212,282   | 494,196       | 1,085,613     | 1,216,773     |
| Tripoli.....                | 60,036       | 174,297      | 183,743     | 278           | 50            | 1,493         |
| All other Africa.....       | 946,327      | 1,023,044    | 281,431     | 659,636       | 413,283       | 51,570        |
| Total Africa.....           | 10,436,000   | 11,218,337   | 8,953,459   | 18,594,424    | 19,464,849    | 25,542,700    |
| Grand total.....            | 697,143,489  | 849,941,184  | 822,673,016 | 1,227,023,302 | 1,391,483,082 | 1,487,755,567 |

\*The commerce between the United States and Hawaii and Porto Rico, respectively, is not included in the statements of the foreign trade of the United States after June 30, 1900, but the trade of Hawaii with foreign countries is included in the statements of the foreign commerce of the United States after that date.

TOTAL VALUE OF IMPORTS AND EXPORTS INTO AND FROM THE UNITED STATES  
From Oct. 1, 1899, to June 30, 1901.

| FISCAL YEAR.* | MERCHANDISE. |              |   | SPECIE.                   |                           | MDSE. AND SPECIE COMBINED. |                |   |
|---------------|--------------|--------------|---|---------------------------|---------------------------|----------------------------|----------------|---|
|               | Imports.     | Exports.     | Exc's of imports (rom.) or exports (italics). | Imports, gold and silver. | Exports, gold and silver. | Total imports.             | Total exports. | Excess of imports (roman) or exports (italics). |
| 1790.....     | \$23,000,000 | \$20,205,156 | \$2,794,844                                   | .....                     | .....                     | \$23,000,000               | \$20,205,156   | \$2,794,844                                     |
| 1791.....     | 29,200,000   | 19,012,041   | 10,187,959                                    | .....                     | .....                     | 29,200,000                 | 19,012,041     | 10,187,959                                      |
| 1792.....     | 31,500,000   | 20,753,098   | 10,746,902                                    | .....                     | .....                     | 31,500,000                 | 20,753,098     | 10,746,902                                      |
| 1793.....     | 31,100,000   | 26,109,572   | 4,990,428                                     | .....                     | .....                     | 31,100,000                 | 26,109,572     | 4,990,428                                       |
| 1794.....     | 34,600,000   | 33,043,725   | 1,556,275                                     | .....                     | .....                     | 34,600,000                 | 33,043,725     | 1,556,275                                       |
| 1795.....     | 69,756,268   | 47,989,872   | 21,766,396                                    | .....                     | .....                     | 69,756,268                 | 47,989,872     | 21,766,396                                      |
| 1796.....     | 81,436,164   | 58,574,625   | 22,861,539                                    | .....                     | .....                     | 81,436,164                 | 58,574,625     | 22,861,539                                      |
| 1797.....     | 75,379,406   | 51,294,710   | 24,084,696                                    | .....                     | .....                     | 75,379,406                 | 51,294,710     | 24,084,696                                      |
| 1798.....     | 68,551,700   | 61,327,411   | 7,224,289                                     | .....                     | .....                     | 68,551,700                 | 61,327,411     | 7,224,289                                       |
| 1799.....     | 79,069,148   | 78,695,522   | 403,626                                       | .....                     | .....                     | 79,069,148                 | 78,695,522     | 403,626   |
| 1800.....     | 91,252,768   | 70,971,780   | 20,280,988                                    | .....                     | .....                     | 91,252,768                 | 70,971,780     | 20,280,988                                      |
| 1801.....     | 111,363,511  | 93,020,513   | 18,342,998                                    | .....                     | .....                     | 111,363,511                | 93,020,513     | 18,342,998                                      |
| 1802.....     | 76,333,333   | 71,957,144   | 4,376,189                                     | .....                     | .....                     | 76,333,333                 | 71,957,144     | 4,376,189                                       |
| 1803.....     | 64,696,696   | 55,800,033   | 8,896,663                                     | .....                     | .....                     | 64,696,696                 | 55,800,033     | 8,896,663                                       |
| 1804.....     | 85,000,000   | 77,699,074   | 7,300,926                                     | .....                     | .....                     | 85,000,000                 | 77,699,074     | 7,300,926                                       |
| 1805.....     | 120,600,000  | 85,596,021   | 35,003,979                                    | .....                     | .....                     | 120,600,000                | 85,596,021     | 35,003,979                                      |
| 1806.....     | 129,410,000  | 101,536,963  | 27,873,037                                    | .....                     | .....                     | 129,410,000                | 101,536,963    | 27,873,037                                      |
| 1807.....     | 138,500,000  | 108,343,150  | 30,156,850                                    | .....                     | .....                     | 138,500,000                | 108,343,150    | 30,156,850                                      |
| 1808.....     | 56,990,000   | 22,430,960   | 34,559,040                                    | .....                     | .....                     | 56,990,000                 | 22,430,960     | 34,559,040                                      |
| 1809.....     | 59,400,000   | 52,203,233   | 7,196,767                                     | .....                     | .....                     | 59,400,000                 | 52,203,233     | 7,196,767                                       |
| 1810.....     | 85,400,000   | 66,757,970   | 18,642,030                                    | .....                     | .....                     | 85,400,000                 | 66,757,970     | 18,642,030                                      |
| 1811.....     | 53,400,000   | 61,316,832   | 7,916,832                                     | .....                     | .....                     | 53,400,000                 | 61,316,832     | 7,916,832                                       |
| 1812.....     | 77,030,000   | 38,527,236   | 38,502,764                                    | .....                     | .....                     | 77,030,000                 | 38,527,236     | 38,502,764                                      |
| 1813.....     | 22,005,000   | 27,856,017   | 5,851,017                                     | .....                     | .....                     | 22,005,000                 | 27,856,017     | 5,851,017                                       |
| 1814.....     | 12,965,000   | 6,927,441    | 6,037,559                                     | .....                     | .....                     | 12,965,000                 | 6,927,441      | 6,037,559                                       |
| 1815.....     | 113,041,274  | 52,557,753   | 60,483,521                                    | .....                     | .....                     | 113,041,274                | 52,557,753     | 60,483,521                                      |
| 1816.....     | 147,103,052  | 61,920,052   | 65,182,948                                    | .....                     | .....                     | 147,103,052                | 61,920,052     | 65,182,948                                      |
| 1817.....     | 99,250,000   | 87,671,569   | 11,578,431                                    | .....                     | .....                     | 99,250,000                 | 87,671,569     | 11,578,431                                      |
| 1818.....     | 121,760,000  | 93,281,133   | 28,468,867                                    | .....                     | .....                     | 121,760,000                | 93,281,133     | 28,468,867                                      |
| 1819.....     | 87,125,000   | 70,142,521   | 16,982,479                                    | .....                     | .....                     | 87,125,000                 | 70,142,521     | 16,982,479                                      |
| 1820.....     | 74,450,000   | 69,691,669   | 4,758,331                                     | .....                     | .....                     | 74,450,000                 | 69,691,669     | 4,758,331                                       |
| 1821.....     | 54,520,834   | 54,596,323   | 75,489  | \$8,064,890               | \$10,478,059              | 62,585,724                 | 65,074,382     | 2,488,658                                       |
| 1822.....     | 79,871,695   | 61,550,110   | 18,321,584                                    | 3,369,846                 | 10,810,189                | 83,241,541                 | 72,160,231     | 11,081,260                                      |
| 1823.....     | 72,341,371   | 68,326,043   | 4,155,328                                     | 5,097,896                 | 6,372,467                 | 77,529,267                 | 74,699,030     | 2,830,237                                       |
| 1824.....     | 72,169,172   | 68,972,105   | 3,197,067                                     | 8,378,970                 | 7,014,522                 | 80,548,142                 | 75,986,657     | 4,561,485                                       |
| 1825.....     | 90,189,310   | 90,738,333   | 549,023                                       | 6,130,765                 | 8,707,055                 | 96,340,075                 | 95,535,388     | 8,004,687                                       |
| 1826.....     | 78,033,511   | 72,800,947   | 5,232,564                                     | 6,880,936                 | 4,704,563                 | 84,974,477                 | 77,585,352     | 7,379,125                                       |
| 1827.....     | 71,352,938   | 74,309,947   | 2,957,009                                     | 8,151,130                 | 8,014,880                 | 79,484,068                 | 82,324,827     | 2,840,759                                       |
| 1828.....     | 81,020,083   | 64,021,120   | 16,998,963                                    | 7,480,741                 | 8,243,476                 | 88,509,824                 | 72,264,686     | 16,245,138                                      |
| 1829.....     | 67,088,915   | 67,484,651   | 395,736                                       | 7,403,612                 | 4,924,020                 | 72,492,527                 | 72,358,671     | 2,133,856                                       |

\*Fiscal year ended Sept. 30 prior to 1843; since that date ended June 30.



MONEY AND FINANCE.

WORLD'S PRODUCTION OF GOLD AND SILVER.

[From report of the director of the mint, 1900.]

| CALENDAR YEARS. | Gold.         | Silver (coining value). | Per cent gold. | Per cent silver. | CALENDAR YEARS. | Gold.         | Silver (coining value). | Per cent gold. | Per cent silver. |
|-----------------|---------------|-------------------------|----------------|------------------|-----------------|---------------|-------------------------|----------------|------------------|
| 1492-1520....   | \$107,931,000 | \$54,703,000            | 66.4           | 33.6             | 1831-1840....   | \$134,841,000 | \$247,930,000           | 35.2           | 64.8             |
| 1521-1544....   | 114,205,000   | 98,986,000              | 55.9           | 44.1             | 1841-1850....   | 303,928,000   | 324,400,000             | 52.9           | 47.1             |
| 1545-1560....   | 90,492,000    | 207,240,000             | 30.4           | 69.6             | 1851-1855....   | 662,566,000   | 184,169,000             | 78.3           | 21.7             |
| 1561-1580....   | 90,917,000    | 218,940,000             | 29.7           | 70.3             | 1856-1860....   | 670,415,000   | 188,092,000             | 78.1           | 21.9             |
| 1581-1600....   | 98,005,000    | 348,254,000             | 22.0           | 78.0             | 1861-1865....   | 614,944,000   | 228,961,000             | 72.9           | 27.1             |
| 1601-1620....   | 113,243,000   | 351,579,000             | 24.4           | 75.6             | 1866-1870....   | 648,071,000   | 278,313,000             | 70.0           | 30.0             |
| 1621-1640....   | 110,334,000   | 327,221,000             | 25.2           | 74.8             | 1871-1875....   | 577,888,000   | 409,352,000             | 58.5           | 41.5             |
| 1641-1660....   | 116,571,000   | 304,525,000             | 27.7           | 72.3             | 1876-1880....   | 572,931,000   | 509,256,000             | 53.0           | 47.0             |
| 1661-1680....   | 123,048,000   | 280,166,000             | 30.5           | 69.5             | 1881-1885....   | 495,582,000   | 594,773,000             | 45.5           | 54.5             |
| 1681-1700....   | 143,088,000   | 284,240,000             | 33.5           | 66.5             | 1886-1890....   | 564,474,000   | 704,074,000             | 44.5           | 55.5             |
| 1701-1720....   | 170,408,000   | 295,629,000             | 36.6           | 63.4             | 1891-1895....   | 814,736,000   | 1,018,708,000           | 44.4           | 55.6             |
| 1721-1740....   | 253,611,000   | 358,480,000             | 41.4           | 58.6             | 1896.....       | 202,251,600   | 203,069,200             | 49.9           | 51.1             |
| 1741-1760....   | 327,161,000   | 443,252,000             | 42.5           | 57.5             | 1897.....       | 236,073,700   | 207,413,000             | 53.2           | 46.8             |
| 1761-1780....   | 275,211,000   | 542,658,000             | 33.7           | 66.3             | 1898.....       | 286,586,500   | 223,971,500             | 56.1           | 43.9             |
| 1781-1800....   | 236,464,000   | 730,810,000             | 24.4           | 75.6             | 1899.....       | 306,584,900   | 216,209,100             | 58.6           | 41.4             |
| 1801-1810....   | 118,152,000   | 371,677,000             | 24.1           | 75.9             |                 |               |                         |                |                  |
| 1811-1820....   | 76,063,000    | 224,786,000             | 25.3           | 74.7             | Total....       | 9,811,321,700 | 11,194,174,800          | 46.7           | 53.3             |
| 1821-1830....   | 94,479,000    | 191,444,000             | 33.0           | 67.0             |                 |               |                         |                |                  |

PRICE OF BAR SILVER.

Highest, lowest and average price of bar silver in London, per ounce British standard (925), since 1833, and the equivalent in United States gold coin of an ounce 1,000 fine, taken at the average price.

| CALENDAR YEAR. | Lowest quotation.              | Highest quotation.             | Average quotation.             | Value of a fine ounce at average quotat'n. | CALENDAR YEAR. | Lowest quotation.              | Highest quotation.             | Average quotation.             | Value of a fine ounce at average quotat'n. |
|----------------|--------------------------------|--------------------------------|--------------------------------|--|----------------|--------------------------------|--------------------------------|--------------------------------|--|
| 1833.....      | 53 <sup>3</sup> / <sub>4</sub> | 59 <sup>3</sup> / <sub>4</sub> | 59 3-16                        | \$1.297                                    | 1867.....      | 60 <sup>3</sup> / <sub>4</sub> | 61 <sup>3</sup> / <sub>4</sub> | 60 9-16                        | \$1.328                                    |
| 1834.....      | 53 <sup>3</sup> / <sub>4</sub> | 60 <sup>3</sup> / <sub>4</sub> | 59 15-16                       | 1.313                                      | 1868.....      | 60 <sup>3</sup> / <sub>4</sub> | 61 <sup>3</sup> / <sub>4</sub> | 60 <sup>3</sup> / <sub>4</sub> | 1.326                                      |
| 1835.....      | 59 <sup>3</sup> / <sub>4</sub> | 60                             | 59 11-16                       | 1.308                                      | 1869.....      | 60                             | 61                             | 60 7-16                        | 1.325                                      |
| 1836.....      | 59 <sup>3</sup> / <sub>4</sub> | 60 <sup>3</sup> / <sub>4</sub> | 60                             | 1.315                                      | 1870.....      | 60 <sup>3</sup> / <sub>4</sub> | 60 <sup>3</sup> / <sub>4</sub> | 60 9-16                        | 1.323                                      |
| 1837.....      | 59                             | 60 <sup>3</sup> / <sub>4</sub> | 59 9-16                        | 1.305                                      | 1871.....      | 60 3-16                        | 61                             | 60 <sup>3</sup> / <sub>4</sub> | 1.322                                      |
| 1838.....      | 59 <sup>3</sup> / <sub>4</sub> | 60 <sup>3</sup> / <sub>4</sub> | 59 <sup>3</sup> / <sub>4</sub> | 1.304                                      | 1872.....      | 59 <sup>3</sup> / <sub>4</sub> | 61 <sup>3</sup> / <sub>4</sub> | 60 5-16                        | 1.326                                      |
| 1839.....      | 60                             | 60 <sup>3</sup> / <sub>4</sub> | 60 <sup>3</sup> / <sub>4</sub> | 1.323                                      | 1873.....      | 57 <sup>3</sup> / <sub>4</sub> | 59 15-16                       | 59 <sup>3</sup> / <sub>4</sub> | 1.298                                      |
| 1840.....      | 60 <sup>3</sup> / <sub>4</sub> | 60 <sup>3</sup> / <sub>4</sub> | 60 <sup>3</sup> / <sub>4</sub> | 1.323                                      | 1874.....      | 57 <sup>3</sup> / <sub>4</sub> | 59 <sup>3</sup> / <sub>4</sub> | 58 5-16                        | 1.278                                      |
| 1841.....      | 59 <sup>3</sup> / <sub>4</sub> | 60 <sup>3</sup> / <sub>4</sub> | 60 1-16                        | 1.316                                      | 1875.....      | 55 <sup>3</sup> / <sub>4</sub> | 57 <sup>3</sup> / <sub>4</sub> | 56 <sup>3</sup> / <sub>4</sub> | 1.246                                      |
| 1842.....      | 59 <sup>3</sup> / <sub>4</sub> | 60                             | 59 7-16                        | 1.303                                      | 1876.....      | 46 <sup>3</sup> / <sub>4</sub> | 58 <sup>3</sup> / <sub>4</sub> | 52 <sup>3</sup> / <sub>4</sub> | 1.156                                      |
| 1843.....      | 59                             | 59 <sup>3</sup> / <sub>4</sub> | 59 3-16                        | 1.297                                      | 1877.....      | 53 <sup>3</sup> / <sub>4</sub> | 58 <sup>3</sup> / <sub>4</sub> | 54 13-16                       | 1.201                                      |
| 1844.....      | 59 <sup>3</sup> / <sub>4</sub> | 59 <sup>3</sup> / <sub>4</sub> | 59 <sup>3</sup> / <sub>4</sub> | 1.304                                      | 1878.....      | 49 <sup>3</sup> / <sub>4</sub> | 55 <sup>3</sup> / <sub>4</sub> | 52 9-16                        | 1.152                                      |
| 1845.....      | 55 <sup>3</sup> / <sub>4</sub> | 59 <sup>3</sup> / <sub>4</sub> | 59 <sup>3</sup> / <sub>4</sub> | 1.298                                      | 1879.....      | 48 <sup>3</sup> / <sub>4</sub> | 53 <sup>3</sup> / <sub>4</sub> | 51 <sup>3</sup> / <sub>4</sub> | 1.123                                      |
| 1846.....      | 59                             | 60 <sup>3</sup> / <sub>4</sub> | 59 5-16                        | 1.300                                      | 1880.....      | 51 <sup>3</sup> / <sub>4</sub> | 52 <sup>3</sup> / <sub>4</sub> | 52 <sup>3</sup> / <sub>4</sub> | 1.145                                      |
| 1847.....      | 58 <sup>3</sup> / <sub>4</sub> | 60 <sup>3</sup> / <sub>4</sub> | 59 11-16                       | 1.308                                      | 1881.....      | 50 <sup>3</sup> / <sub>4</sub> | 52 <sup>3</sup> / <sub>4</sub> | 51 15-16                       | 1.138                                      |
| 1848.....      | 58 <sup>3</sup> / <sub>4</sub> | 60                             | 59 <sup>3</sup> / <sub>4</sub> | 1.304                                      | 1882.....      | 50                             | 52 <sup>3</sup> / <sub>4</sub> | 51 13-16                       | 1.136                                      |
| 1849.....      | 59 <sup>3</sup> / <sub>4</sub> | 60                             | 59 <sup>3</sup> / <sub>4</sub> | 1.309                                      | 1883.....      | 49                             | 51 3-16                        | 50 <sup>3</sup> / <sub>4</sub> | 1.110                                      |
| 1850.....      | 59 <sup>3</sup> / <sub>4</sub> | 61 <sup>3</sup> / <sub>4</sub> | 61 7-16                        | 1.316                                      | 1884.....      | 49 <sup>3</sup> / <sub>4</sub> | 51 <sup>3</sup> / <sub>4</sub> | 50 <sup>3</sup> / <sub>4</sub> | 1.113                                      |
| 1851.....      | 60                             | 61 <sup>3</sup> / <sub>4</sub> | 61                             | 1.357                                      | 1885.....      | 46 <sup>3</sup> / <sub>4</sub> | 47                             | 48 9-16                        | 1.0645                                     |
| 1852.....      | 59 <sup>3</sup> / <sub>4</sub> | 61 <sup>3</sup> / <sub>4</sub> | 60 <sup>3</sup> / <sub>4</sub> | 1.330                                      | 1886.....      | 42                             | 47 <sup>3</sup> / <sub>4</sub> | 44 <sup>3</sup> / <sub>4</sub> | .97323                                     |
| 1853.....      | 60 <sup>3</sup> / <sub>4</sub> | 61 <sup>3</sup> / <sub>4</sub> | 61 <sup>3</sup> / <sub>4</sub> | 1.348                                      | 1887.....      | 43 <sup>3</sup> / <sub>4</sub> | 47 <sup>3</sup> / <sub>4</sub> | 45                             | .98397                                     |
| 1854.....      | 60 <sup>3</sup> / <sub>4</sub> | 61 <sup>3</sup> / <sub>4</sub> | 61 <sup>3</sup> / <sub>4</sub> | 1.348                                      | 1888.....      | 41 <sup>3</sup> / <sub>4</sub> | 44 9-16                        | 42 <sup>3</sup> / <sub>4</sub> | .93512                                     |
| 1855.....      | 60                             | 61 <sup>3</sup> / <sub>4</sub> | 61 5-16                        | 1.344                                      | 1889.....      | 42                             | 44 3-16                        | 41 11-16                       | 1.04633                                    |
| 1856.....      | 60 <sup>3</sup> / <sub>4</sub> | 62 <sup>3</sup> / <sub>4</sub> | 61 5-16                        | 1.344                                      | 1890.....      | 43 <sup>3</sup> / <sub>4</sub> | 44 <sup>3</sup> / <sub>4</sub> | 47 <sup>3</sup> / <sub>4</sub> | .97822                                     |
| 1857.....      | 61                             | 62 <sup>3</sup> / <sub>4</sub> | 61 <sup>3</sup> / <sub>4</sub> | 1.353                                      | 1891.....      | 43 <sup>3</sup> / <sub>4</sub> | 48 <sup>3</sup> / <sub>4</sub> | 45 1-16                        | .87106                                     |
| 1858.....      | 60 <sup>3</sup> / <sub>4</sub> | 61 <sup>3</sup> / <sub>4</sub> | 61 5-16                        | 1.344                                      | 1892.....      | 37 <sup>3</sup> / <sub>4</sub> | 43 <sup>3</sup> / <sub>4</sub> | 39 <sup>3</sup> / <sub>4</sub> | .78031                                     |
| 1859.....      | 61 <sup>3</sup> / <sub>4</sub> | 62 <sup>3</sup> / <sub>4</sub> | 62 1-16                        | 1.360                                      | 1893.....      | 30 <sup>3</sup> / <sub>4</sub> | 38 <sup>3</sup> / <sub>4</sub> | 35 9-16                        | .63479                                     |
| 1860.....      | 61 <sup>3</sup> / <sub>4</sub> | 62 <sup>3</sup> / <sub>4</sub> | 61 11-16                       | 1.352                                      | 1894.....      | 27                             | 31 <sup>3</sup> / <sub>4</sub> | 28 7-16                        | .65406                                     |
| 1861.....      | 60 <sup>3</sup> / <sub>4</sub> | 61 <sup>3</sup> / <sub>4</sub> | 60 13-16                       | 1.333                                      | 1895.....      | 27 3-16                        | 31 3-8                         | 29 7-8                         | .67437                                     |
| 1862.....      | 61                             | 62 <sup>3</sup> / <sub>4</sub> | 61 7-16                        | 1.346                                      | 1896.....      | 20 3-4                         | 31 15-16                       | 30 3-4                         | .60462                                     |
| 1863.....      | 61                             | 61 <sup>3</sup> / <sub>4</sub> | 61 <sup>3</sup> / <sub>4</sub> | 1.345                                      | 1897.....      | 24 13-16                       | 23 <sup>3</sup> / <sub>4</sub> | 27 9-16                        | .59010                                     |
| 1864.....      | 60 <sup>3</sup> / <sub>4</sub> | 62 <sup>3</sup> / <sub>4</sub> | 61 <sup>3</sup> / <sub>4</sub> | 1.345                                      | 1898.....      | 25                             | 28 <sup>3</sup> / <sub>4</sub> | 26 15-16                       | .60154                                     |
| 1865.....      | 60 <sup>3</sup> / <sub>4</sub> | 61 <sup>3</sup> / <sub>4</sub> | 61 <sup>3</sup> / <sub>4</sub> | 1.338                                      | 1899.....      | 25 <sup>3</sup> / <sub>4</sub> | 29                             | 27 7-16                        | .62007                                     |
| 1866.....      | 60 <sup>3</sup> / <sub>4</sub> | 62 <sup>3</sup> / <sub>4</sub> | 61 <sup>3</sup> / <sub>4</sub> | 1.339                                      | 1900.....      | 27                             | 30 <sup>3</sup> / <sub>4</sub> | 28 5-16                        |  |

## SILVER WITH GOLD.

The following table exhibits the value of the pure silver in the silver dollar, reckoned at the commercial price of silver bullion, from 60 cents to \$1.2929 (parity of our coining rate) per fine ounce. [From report on precious metals in the United States, 1892, and subsequent additional reports by the director of the mint.]

| Price of silver per fine ounce. | Value of the pure silver in a silver dollar. | Price of silver per fine ounce. | Value of the pure silver in a silver dollar. | Price of silver per fine ounce. | Value of the pure silver in a silver dollar. | Price of silver per fine ounce. | Value of the pure silver in a silver dollar. |
|---------------------------------|--|---------------------------------|--|---------------------------------|--|---------------------------------|--|
| \$0.60.....                     | \$0.464                                      | \$0.78.....                     | \$0.603                                      | \$0.96.....                     | \$0.742                                      | \$1.14.....                     | \$0.882                                      |
| .61.....                        | .471   | .79.....                        | .611   | .97.....                        | .750   | 1.15.....                       | .889   |
| .62.....                        | .480   | .80.....                        | .619   | .98.....                        | .758   | 1.16.....                       | .897   |
| .63.....                        | .487   | .81.....                        | .626   | .99.....                        | .766   | 1.17.....                       | .905   |
| .64.....                        | .495   | .82.....                        | .634   | 1.00.....                       | .773   | 1.18.....                       | .913   |
| .65.....                        | .503   | .83.....                        | .642   | 1.01.....                       | .781   | 1.19.....                       | .920   |
| .66.....                        | .510   | .84.....                        | .649   | 1.02.....                       | .789   | 1.20.....                       | .928   |
| .67.....                        | .518   | .85.....                        | .657   | 1.03.....                       | .797   | 1.21.....                       | .936   |
| .68.....                        | .526   | .86.....                        | .665   | 1.04.....                       | .804   | 1.22.....                       | .944   |
| .69.....                        | .534   | .87.....                        | .673   | 1.05.....                       | .812   | 1.23.....                       | .951   |
| .70.....                        | .541   | .88.....                        | .681   | 1.06.....                       | .820   | 1.24.....                       | .959   |
| .71.....                        | .549   | .89.....                        | .688   | 1.07.....                       | .828   | 1.25.....                       | .967   |
| .72.....                        | .557   | .90.....                        | .696   | 1.08.....                       | .835   | 1.26.....                       | .975   |
| .73.....                        | .565   | .91.....                        | .704   | 1.09.....                       | .843   | 1.27.....                       | .982   |
| .74.....                        | .572   | .92.....                        | .712   | 1.10.....                       | .851   | 1.28.....                       | .990   |
| .75.....                        | .580   | .93.....                        | .719   | 1.11.....                       | .859   | 1.29.....                       | .998   |
| .76.....                        | .588   | .94.....                        | .727   | 1.12.....                       | .866   | 1.2929.....                     | 1.000  |
| .77.....                        | .595   | .95.....                        | .735   | 1.13.....                       | .874   |                                 |  |

## COMMERCIAL RATIO OF SILVER TO GOLD EACH YEAR SINCE 1688.

From 1688 to 1832 the ratios are taken from Dr. A. Soetbeer; from 1833 to 1878 from Pixley and Abell's tables; and from 1879 to 1900 from daily cablegrams from London to the bureau of the mint.

| YEAR.     | Ratio. | YEAR.     | Ratio. | YEAR.     | Ratio. | YEAR.     | Ratio. | YEAR.     | Ratio. | YEAR.     | Ratio. |
|-----------|--------|-----------|--------|-----------|--------|-----------|--------|-----------|--------|-----------|--------|
| 1688..... | 14.94  | 1724..... | 15.11  | 1760..... | 14.14  | 1796..... | 15.65  | 1831..... | 15.72  | 1866..... | 15.43  |
| 1689..... | 15.02  | 1725..... | 15.11  | 1761..... | 14.54  | 1797..... | 15.41  | 1832..... | 15.73  | 1867..... | 15.57  |
| 1690..... | 15.02  | 1726..... | 15.15  | 1762..... | 15.27  | 1798..... | 15.59  | 1833..... | 15.93  | 1868..... | 15.59  |
| 1691..... | 14.98  | 1727..... | 15.24  | 1763..... | 14.99  | 1799..... | 15.74  | 1834..... | 15.73  | 1869..... | 15.60  |
| 1692..... | 14.92  | 1728..... | 15.11  | 1764..... | 14.70  | 1800..... | 15.63  | 1835..... | 16.80  | 1870..... | 15.57  |
| 1693..... | 14.83  | 1729..... | 14.92  | 1765..... | 14.83  | 1801..... | 15.46  | 1836..... | 15.72  | 1871..... | 15.57  |
| 1694..... | 14.87  | 1730..... | 14.81  | 1766..... | 14.80  | 1802..... | 15.26  | 1837..... | 15.83  | 1872..... | 15.63  |
| 1695..... | 15.02  | 1731..... | 14.94  | 1767..... | 14.85  | 1803..... | 15.41  | 1838..... | 15.85  | 1873..... | 15.92  |
| 1696..... | 15.00  | 1732..... | 15.09  | 1768..... | 14.80  | 1804..... | 15.41  | 1839..... | 15.62  | 1874..... | 16.17  |
| 1697..... | 15.20  | 1733..... | 15.18  | 1769..... | 14.72  | 1805..... | 15.79  | 1840..... | 15.62  | 1875..... | 16.59  |
| 1698..... | 15.07  | 1734..... | 15.39  | 1770..... | 14.62  | 1806..... | 15.52  | 1841..... | 15.70  | 1876..... | 17.88  |
| 1699..... | 14.94  | 1735..... | 15.41  | 1771..... | 14.66  | 1807..... | 15.43  | 1842..... | 15.87  | 1877..... | 17.22  |
| 1700..... | 14.81  | 1736..... | 15.18  | 1772..... | 14.52  | 1808..... | 16.08  | 1843..... | 15.93  | 1878..... | 17.94  |
| 1701..... | 15.07  | 1737..... | 15.02  | 1773..... | 14.62  | 1809..... | 15.96  | 1844..... | 15.85  | 1879..... | 18.40  |
| 1702..... | 15.52  | 1738..... | 14.91  | 1774..... | 14.62  | 1810..... | 15.77  | 1845..... | 15.92  | 1880..... | 18.05  |
| 1703..... | 15.17  | 1739..... | 14.91  | 1775..... | 14.72  | 1811..... | 15.53  | 1846..... | 15.90  | 1881..... | 18.16  |
| 1704..... | 15.22  | 1740..... | 14.94  | 1776..... | 14.55  | 1812..... | 16.11  | 1847..... | 15.80  | 1882..... | 18.19  |
| 1705..... | 15.11  | 1741..... | 14.92  | 1777..... | 14.54  | 1813..... | 16.25  | 1848..... | 15.85  | 1883..... | 18.64  |
| 1706..... | 15.27  | 1742..... | 14.85  | 1778..... | 14.68  | 1814..... | 15.04  | 1849..... | 15.78  | 1884..... | 18.57  |
| 1707..... | 15.44  | 1743..... | 14.85  | 1779..... | 14.80  | 1815..... | 15.26  | 1850..... | 15.70  | 1885..... | 19.41  |
| 1708..... | 15.41  | 1744..... | 14.87  | 1780..... | 14.72  | 1816..... | 15.28  | 1851..... | 15.46  | 1886..... | 20.78  |
| 1709..... | 15.31  | 1745..... | 14.98  | 1781..... | 14.78  | 1817..... | 15.11  | 1852..... | 15.59  | 1887..... | 21.13  |
| 1710..... | 15.22  | 1746..... | 15.13  | 1782..... | 14.42  | 1818..... | 15.35  | 1853..... | 15.33  | 1888..... | 21.99  |
| 1711..... | 15.29  | 1747..... | 15.26  | 1783..... | 14.48  | 1819..... | 15.33  | 1854..... | 15.33  | 1889..... | 22.10  |
| 1712..... | 15.31  | 1748..... | 15.11  | 1784..... | 14.70  | 1820..... | 15.62  | 1855..... | 15.38  | 1890..... | 19.76  |
| 1713..... | 15.24  | 1749..... | 14.80  | 1785..... | 14.92  | 1821..... | 15.95  | 1856..... | 15.38  | 1891..... | 20.92  |
| 1714..... | 15.13  | 1750..... | 14.55  | 1786..... | 14.96  | 1822..... | 15.80  | 1857..... | 15.27  | 1892..... | 23.72  |
| 1715..... | 15.11  | 1751..... | 14.39  | 1787..... | 14.92  | 1823..... | 15.84  | 1858..... | 15.38  | 1893..... | 26.49  |
| 1716..... | 15.09  | 1752..... | 14.54  | 1788..... | 14.65  | 1824..... | 15.82  | 1859..... | 15.19  | 1894..... | 32.56  |
| 1717..... | 15.13  | 1753..... | 14.54  | 1789..... | 14.75  | 1825..... | 15.70  | 1860..... | 15.29  | 1895..... | 31.60  |
| 1718..... | 15.11  | 1754..... | 14.48  | 1790..... | 15.04  | 1826..... | 15.76  | 1861..... | 15.50  | 1896..... | 30.66  |
| 1719..... | 15.09  | 1755..... | 14.68  | 1791..... | 15.05  | 1827..... | 15.74  | 1862..... | 15.35  | 1897..... | 34.28  |
| 1720..... | 15.04  | 1756..... | 14.94  | 1792..... | 15.17  | 1828..... | 15.78  | 1863..... | 15.37  | 1898..... | 34.03  |
| 1721..... | 15.05  | 1757..... | 14.87  | 1793..... | 15.00  | 1829..... | 15.78  | 1864..... | 15.37  | 1899..... | 34.36  |
| 1722..... | 15.17  | 1758..... | 14.85  | 1794..... | 15.37  | 1830..... | 15.82  | 1865..... | 15.44  | 1900..... | 33.33  |
| 1723..... | 15.20  | 1759..... | 14.15  | 1795..... | 15.55  |           |        |           |        |           |        |



PRODUCT OF GOLD AND SILVER IN THE UNITED STATES.

Approximate distribution, by producing states and territories, of the product of gold and silver in the United States for the calendar year 1899, as estimated by the director of the mint.

| STATE OR TERRITORY. | GOLD.        |            | SILVER.      |                | Total value. |
|---------------------|--------------|------------|--------------|----------------|--------------|
|                     | Fine ounces. | Value.     | Fine ounces. | Coining value. |              |
| Alabama.....        | 208          | \$4,300    | 100          | \$129          | \$4,429      |
| Alaska.....         | 264,104      | 5,459,500  | 140,100      | 181,140        | 5,640,640    |
| Arizona.....        | 124,153      | 2,566,100  | 1,578,300    | 2,040,630      | 4,606,730    |
| California.....     | 735,194      | 15,197,800 | 824,300      | 1,055,762      | 16,253,562   |
| Colorado.....       | 1,256,920    | 25,982,800 | 22,652,900   | 29,301,527     | 55,284,327   |
| Georgia.....        | 5,466        | 113,000    | 400          | 517            | 113,517      |
| Idaho.....          | 91,380       | 1,889,000  | 3,851,800    | 4,980,105      | 6,869,105    |
| Maine.....          | 174          | 3,600      | 500          | 646            | 4,246        |
| Maryland.....       | 39           | 800        | 100          | 129            | 929          |
| Michigan.....       | 5            | 100        | 112,800      | 145,843        | 145,943      |
| Missouri.....       | 5            | 100        | 100          | 129            | 229          |
| Montana.....        | 230,270      | 4,760,100  | 16,006,000   | 20,810,990     | 25,571,090   |
| Nevada.....         | 107,344      | 2,219,000  | 843,400      | 1,090,457      | 3,309,457    |
| New Mexico.....     | 28,256       | 584,100    | 503,300      | 650,731        | 1,234,831    |
| North Carolina..... | 1,669        | 34,500     | 300          | 388            | 34,888       |
| Oregon.....         | 69,152       | 1,429,500  | 134,300      | 173,641        | 1,603,141    |
| South Carolina..... | 7,745        | 160,100    | 400          | 517            | 160,617      |
| South Dakota.....   | 312,962      | 6,469,500  | 145,600      | 188,251        | 6,657,751    |
| Texas.....          | 334          | 6,900      | 520,000      | 672,323        | 679,223      |
| Utah.....           | 166,933      | 3,450,800  | 7,033,300    | 9,171,135      | 12,621,935   |
| Vermont.....        | 5            | 100        | .....        | .....          | 100          |
| Virginia.....       | 343          | 7,100      | 100          | 129            | 7,229        |
| Washington.....     | 33,136       | 685,400    | 256,000      | 330,990        | 1,016,390    |
| Wyoming.....        | 1,413        | 29,200     | 400          | 517            | 29,717       |
| Total 1899.....     | 3,437,210    | 71,053,400 | 54,764,500   | 70,806,626     | 141,860,026  |
| Total 1898.....     | 3,118,398    | 64,463,000 | 54,498,000   | 70,384,455     | 134,847,455  |

The total product of gold and silver from mines in the United States from 1860 to 1899 inclusive is estimated by the bureau of the mint to have been as follows: Gold, 81,065,065 fine ounces, valued at \$1,556,577,000; silver, 1,279,538,232 fine ounces, the commercial value of which was \$1,237,337,000 and the coinage value \$1,654,297,000.

PRODUCT OF GOLD AND SILVER IN THE UNITED STATES (1792-1900).

[The estimate for 1792-1873 is by R. W. Raymond, commissioner, and since by the director of the mint.]

| YEAR.              | Gold.        | Silver.            | Total.       | YEAR.      | Gold.         | Silver.       | Total.        |
|--------------------|--------------|--------------------|--------------|------------|---------------|---------------|---------------|
| April 2, 1792..... | .....        | Insignif-<br>cant. | .....        | 1872.....  | \$36,000,000  | \$28,750,000  | \$64,750,000  |
| July 31, 1834..... | \$14,000,000 | .....              | \$14,000,000 | 1873.....  | 36,000,000    | 35,750,000    | 71,750,000    |
| July 31, 1834..... | .....        | .....              | .....        | 1874.....  | 33,500,000    | 37,300,000    | 70,800,000    |
| Dec. 31, 1844..... | 7,500,000    | \$250,000          | 7,750,000    | 1875.....  | 39,400,000    | 31,700,000    | 65,100,000    |
| 1845.....          | 1,008,327    | 50,000             | 1,058,327    | 1876.....  | 39,800,000    | 38,800,000    | 78,600,000    |
| 1846.....          | 1,139,357    | 50,000             | 1,189,357    | 1877.....  | 49,300,000    | 39,800,000    | 89,100,000    |
| 1847.....          | 889,685      | 50,000             | 939,685      | 1878.....  | 51,200,000    | 45,200,000    | 96,400,000    |
| 1848.....          | 10,000,000   | 50,000             | 10,050,000   | 1879.....  | 38,900,000    | 40,800,000    | 79,700,000    |
| 1849.....          | 40,000,000   | 50,000             | 40,050,000   | 1880.....  | 36,000,000    | 39,200,000    | 75,200,000    |
| 1850.....          | 50,000,000   | 50,000             | 50,050,000   | 1881.....  | 34,700,000    | 43,000,000    | 77,700,000    |
| 1851.....          | 55,000,000   | 50,000             | 55,050,000   | 1882.....  | 32,500,000    | 46,300,000    | 79,300,000    |
| 1852.....          | 60,000,000   | 50,000             | 60,050,000   | 1883.....  | 30,000,000    | 46,200,000    | 76,200,000    |
| 1853.....          | 65,000,000   | 50,000             | 65,050,000   | 1884.....  | 30,800,000    | 48,800,000    | 79,600,000    |
| 1854.....          | 60,000,000   | 50,000             | 60,050,000   | 1885.....  | 31,800,000    | 51,000,000    | 83,400,000    |
| 1855.....          | 55,000,000   | 50,000             | 55,050,000   | 1886.....  | 35,000,000    | 51,000,000    | 86,000,000    |
| 1856.....          | 55,000,000   | 50,000             | 55,050,000   | 1887.....  | 33,000,000    | 53,350,000    | 86,350,000    |
| 1857.....          | 55,000,000   | 50,000             | 55,050,000   | 1888.....  | 33,175,000    | 59,195,000    | 92,370,000    |
| 1858.....          | 50,000,000   | 500,000            | 50,500,000   | 1889.....  | 32,500,000    | 64,646,000    | 97,446,000    |
| 1859.....          | 50,000,000   | 100,000            | 50,100,000   | 1890.....  | 32,545,000    | 70,465,000    | 103,310,000   |
| 1860.....          | 46,000,000   | 150,000            | 46,150,000   | 1891.....  | 33,175,000    | 75,417,000    | 108,592,000   |
| 1861.....          | 45,000,000   | 2,000,000          | 47,000,000   | 1892.....  | 33,000,000    | 82,101,000    | 115,101,000   |
| 1862.....          | 39,200,000   | 4,500,000          | 43,700,000   | 1893.....  | 35,355,000    | 77,576,000    | 112,931,000   |
| 1863.....          | 40,000,000   | 8,500,000          | 48,500,000   | 1894.....  | 33,500,000    | 64,000,000    | 105,500,000   |
| 1864.....          | 46,100,000   | 11,000,000         | 57,100,000   | 1895.....  | 46,610,000    | 72,051,000    | 118,661,000   |
| 1865.....          | 53,225,000   | 11,250,000         | 64,475,000   | 1896.....  | 53,088,000    | 76,069,000    | 129,157,000   |
| 1866.....          | 53,500,000   | 10,000,000         | 63,500,000   | 1897.....  | 57,363,000    | 69,637,172    | 127,000,172   |
| 1867.....          | 51,725,000   | 13,500,000         | 65,225,000   | 1898.....  | 64,463,000    | 70,384,815    | 134,847,815   |
| 1868.....          | 48,000,000   | 12,000,000         | 60,000,000   | 1899.....  | 71,053,000    | 70,806,000    | 141,859,000   |
| 1869.....          | 49,500,000   | 12,000,000         | 61,500,000   | Total..... | 2,302,913,700 | 1,655,798,017 | 3,958,711,726 |
| 1870.....          | 50,000,000   | 16,000,000         | 66,000,000   |            |               |               |               |
| 1871.....          | 43,500,000   | 23,000,000         | 66,500,000   |            |               |               |               |

## STOCK OF GOLD AND SILVER IN THE UNITED STATES (1873-1901).

The stock of gold and silver and the amount per capita at the close of each fiscal year from 1873 to 1901, in the United States, is exhibited in the following table, compiled from the reports of the director of the mint:

| FISCAL YEAR ENDED<br>JUNE 30. | POPULATION. | TOTAL COIN AND BULLION. |             | PER CAPITA. |         |                          |
|-------------------------------|-------------|-------------------------|-------------|-------------|---------|--------------------------|
|                               |             | Gold.                   | Silver.     | Gold.       | Silver. | Total metal <sup>c</sup> |
| 1873.....                     | 41,677,000  | \$135,000,000           | \$6,149,305 | \$3.23      | \$0.15  | \$3.38                   |
| 1874.....                     | 42,796,000  | 147,379,493             | 10,355,478  | 3.44        | .24     | 3.68                     |
| 1875.....                     | 43,951,000  | 121,134,906             | 19,367,995  | 2.75        | .44     | 3.19                     |
| 1876.....                     | 45,137,000  | 130,056,907             | 36,415,992  | 2.88        | .81     | 3.69                     |
| 1877.....                     | 46,353,000  | 167,501,472             | 56,464,427  | 3.61        | 1.21    | 4.82                     |
| 1878.....                     | 47,508,000  | 213,199,977             | 88,047,907  | 4.47        | 1.85    | 6.32                     |
| 1879.....                     | 48,866,000  | 245,741,837             | 117,526,341 | 5.02        | 2.40    | 7.42                     |
| 1880.....                     | 50,155,783  | 351,841,206             | 148,522,678 | 7.01        | 2.96    | 9.97                     |
| 1881.....                     | 51,316,000  | 478,484,538             | 175,384,144 | 9.32        | 3.41    | 12.73                    |
| 1882.....                     | 52,495,000  | 506,757,715             | 203,217,124 | 9.65        | 3.87    | 13.52                    |
| 1883.....                     | 53,693,000  | 542,732,063             | 233,007,985 | 10.10       | 4.34    | 14.44                    |
| 1884.....                     | 54,911,000  | 545,500,737             | 255,568,142 | 9.93        | 4.65    | 14.58                    |
| 1885.....                     | 56,148,000  | 588,657,036             | 284,478,788 | 10.48       | 5.05    | 15.53                    |
| 1886.....                     | 57,404,000  | 590,774,461             | 312,252,844 | 10.29       | 5.44    | 15.73                    |
| 1887.....                     | 58,680,000  | 654,520,335             | 352,933,566 | 11.15       | 6.00    | 17.15                    |
| 1888.....                     | 59,974,000  | 705,318,855             | 386,611,108 | 11.76       | 6.44    | 18.20                    |
| 1889.....                     | 61,283,000  | 680,033,505             | 420,548,929 | 11.09       | 6.86    | 17.95                    |
| 1890.....                     | 62,622,250  | 695,583,029             | 463,211,919 | 11.10       | 7.39    | 18.49                    |
| 1891.....                     | 63,975,000  | 646,582,852             | 522,277,740 | 10.10       | 8.16    | 18.26                    |
| 1892.....                     | 65,520,000  | 694,275,335             | 570,313,544 | 10.15       | 8.70    | 18.85                    |
| 1893.....                     | 66,946,000  | 597,697,685             | 615,861,484 | 8.93        | 9.20    | 18.13                    |
| 1894.....                     | 68,397,000  | 627,293,201             | 624,347,757 | 9.18        | 9.13    | 18.31                    |
| 1895.....                     | 69,878,000  | 636,229,825             | 625,854,949 | 9.10        | 8.97    | 18.07                    |
| 1896.....                     | 71,390,000  | 599,597,964             | 628,728,071 | 8.40        | 8.81    | 17.21                    |
| 1897.....                     | 72,937,000  | 696,270,542             | 634,509,781 | 9.55        | 8.70    | 18.25                    |
| 1898.....                     | 74,522,000  | 861,514,730             | 637,672,743 | 11.56       | 8.56    | 20.12                    |
| 1899.....                     | 76,148,000  | 962,865,505             | 639,286,743 | 12.63       | 8.38    | 21.01                    |
| 1900.....                     | 76,891,000  | 1,034,439,264           | 647,371,030 | 13.45       | 8.42    | 21.87                    |

## CIRCULATION OF MONEY OF ALL KINDS IN THE UNITED STATES.

| JUNE 30.  | Amount of money in United States. | Amount in circulation. | Money per capita. | Circulation per capita. |
|-----------|-----------------------------------|------------------------|-------------------|-------------------------|
| 1872..... | \$762,721,565                     | \$738,309,549          | \$18.70           | \$18.19                 |
| 1873..... | 774,445,610                       | 751,881,809            | 18.58             | 18.04                   |
| 1874..... | 806,024,781                       | 776,083,061            | 18.83             | 18.13                   |
| 1875..... | 798,273,509                       | 754,101,947            | 18.16             | 17.16                   |
| 1876..... | 790,689,284                       | 727,609,388            | 17.52             | 16.12                   |
| 1877..... | 763,053,847                       | 723,314,883            | 16.46             | 15.58                   |
| 1878..... | 791,253,574                       | 729,132,634            | 16.62             | 15.52                   |
| 1879..... | 1,051,521,541                     | 618,631,738            | 21.52             | 16.75                   |
| 1880..... | 1,205,029,137                     | 973,332,228            | 24.04             | 19.41                   |
| 1881..... | 1,406,541,823                     | 1,114,268,119          | 27.41             | 21.71                   |
| 1882..... | 1,480,531,719                     | 1,174,290,419          | 28.20             | 22.37                   |
| 1883..... | 1,643,489,816                     | 1,230,305,636          | 30.61             | 22.91                   |
| 1884..... | 1,705,454,189                     | 1,243,925,969          | 31.06             | 22.65                   |
| 1885..... | 1,817,658,396                     | 1,292,568,615          | 32.37             | 23.02                   |
| 1886..... | 1,808,559,694                     | 1,252,700,525          | 31.51             | 21.82                   |
| 1887..... | 1,900,442,672                     | 1,317,539,143          | 32.39             | 22.45                   |
| 1888..... | 2,062,955,949                     | 1,372,170,870          | 34.40             | 22.88                   |
| 1889..... | 2,075,350,711                     | 1,380,361,649          | 33.86             | 22.62                   |
| 1890..... | 2,144,226,159                     | 1,429,251,270          | 34.24             | 22.82                   |
| 1891..... | 2,195,224,075                     | 1,497,440,707          | 34.31             | 23.41                   |
| 1892..... | 2,372,539,501                     | 1,601,347,187          | 36.21             | 24.44                   |
| 1893..... | 2,323,402,392                     | 1,596,701,245          | 34.75             | 23.87                   |
| 1894..... | 2,249,325,276                     | 1,634,061,232          | 32.88             | 24.53                   |
| 1895..... | 2,209,215,665                     | 1,606,179,556          | 31.63             | 23.02                   |
| 1896..... | 2,345,631,328                     | 1,505,631,026          | 32.86             | 21.70                   |
| 1897..... | 2,383,110,531                     | 1,646,028,246          | 32.46             | 22.57                   |
| 1898..... | 2,442,523,241                     | 1,843,435,749          | 32.77             | 24.74                   |
| 1899..... | 2,555,838,955                     | 1,932,494,239          | 33.54             | 25.38                   |
| 1900..... | 2,841,896,180                     | 2,062,425,496          | 30.08             | 26.50                   |
| 1901..... | 2,483,567,605                     | 2,177,266,280          | 31.94             | 28.00                   |

The difference between the amount of money in the country and the amount in circulation represents the money in the treasury. Currency certificates, act of June 8, 1872, are included in the amount of United States notes in circulation in tables for years 1873 to 1891, inclusive; since 1891 they are reported separately.

## COINS OF THE UNITED STATES (1793-1900).

Authority for coining and changes in weight and fineness, total amount coined, legal-tender quality.

## GOLD COINS.

**Double Eagles**—Authorized to be coined, act of March 3, 1849; weight, 516 grains; fineness, .900. Total amount coined to June 30, 1900, \$1,538,826.660. Full legal tender.

**Eagles**—Authorized to be coined, act of April 2, 1792; weight, 270 grains; fineness, .916 $\frac{2}{3}$ ; weight changed, act of June 28, 1834, to 258 grains; fineness changed, act of June 28, 1834, to .892 $\frac{2}{25}$ ; fineness changed, act of Jan. 18, 1837, to .900. Total amount coined to June 30, 1900, \$319,061.160. Full legal tender.

**Half-Eagles**—Authorized to be coined, act of April 2, 1792; weight, 135 grains; fineness, .916 $\frac{2}{3}$ ; weight changed, act of June 28, 1834, to 129 grains; fineness changed, act of June 28, 1834, to .892 $\frac{2}{25}$ ; fineness changed, act of Jan. 18, 1837, to .900. Total amount coined to June 30, 1900, \$259,066.545. Full legal tender.

**Quarter-Eagle**—Authorized to be coined, act of April 2, 1792; weight, 67.5 grains; fineness, .916 $\frac{2}{3}$ ; weight changed, act of June 28, 1834, to 64.5 grains; fineness changed, act of June 28, 1834, to .892 $\frac{2}{25}$ ; fineness changed, act of Jan. 18, 1837, to .900. Total amount coined to June 30, 1900, \$29,015.635. Full legal tender.

**Three-Dollar Piece**—Authorized to be coined, act of Feb. 21, 1853; weight, 77.4 grains; fineness, .900; coinage discontinued, act of Sept. 26, 1890. Total amount coined, \$1,619,376. Full legal tender.

**One Dollar**—Authorized to be coined, act of March 3, 1849; weight, 25.8 grains; fineness, .900; coinage discontinued, act of Sept. 26, 1890. Total amount coined, \$19,489,337. Full legal tender.

## SILVER COINS.

**Dollar**—Authorized to be coined, act of April 2, 1792; weight, 416 grains; fineness, .892 $\frac{2}{3}$ ; weight changed, act of Jan. 18, 1837, to 412 $\frac{2}{3}$  grains; fineness changed, act of Jan. 18, 1837, to .900; coinage discontinued, act of Feb. 12, 1873. Total amount coined to Feb. 12, 1873, \$8,061,238. Coinage reauthorized, act of Feb. 28, 1878. Coinage discontinued after July 1, 1891, except for certain purposes, act July 14, 1890. Amount coined to June 30, 1900, \$506,527,453. Full legal tender except when otherwise provided in the contract.

**Trade Dollar**—Authorized to be coined, act of Feb. 12, 1873; weight, 420 grains; fineness, .900; legal tender limited to \$5, act of June 22, 1874 (rev. stat.); coinage limited to export demand and legal-tender quality repealed, joint resolution, July 22, 1876; coinage discontinued, act Feb. 19, 1887. Total amount coined, \$35,985,924.

**Half-Dollar**—Authorized to be coined, act of April 2, 1792; weight, 208 grains; fineness, .892 $\frac{2}{3}$ ; weight changed, act of Jan. 18, 1837, to 206 $\frac{2}{3}$  grains; fineness changed, act of Jan. 18, 1837, to .900; weight changed, act of Feb. 21, 1853, to 192 grains; weight changed, act of Feb. 12, 1873, to 12 $\frac{2}{3}$  grams, or 192.9 grains. Total amount coined to June 30, 1900, \$144,988,509. Legal tender, \$10.

**Columbian Half-Dollar**—Authorized to be coined, act of Aug. 5, 1892; weight, 192.9 grains; fineness, .900. Total amount coined, \$2,501,032.50. Legal tender, \$10.

**Quarter-Dollar**—Authorized to be coined, act of April 2, 1792; weight, 104 grains; fineness, .892 $\frac{2}{3}$ ; weight changed, act of Jan. 18, 1837, to 103 $\frac{2}{3}$  grains; fineness changed, act of Jan. 18, 1837, to .900; weight changed, act of Feb. 21, 1853, to 96 grains; weight changed, act of Feb. 12, 1873, to 64 grams, or 96.45 grains. Total amount coined to June 30, 1900, \$63,763,021.50. Legal tender, \$10.

**Columbian Quarter-Dollar**—Authorized to be coined, act of March 3, 1893; weight, 96.45 grains;

fineness, .900. Total amount coined, \$10,005,750. Legal tender, \$10.

**Twenty-Cent Piece**—Authorized to be coined, act of March 3, 1857; weight, 5 grams, or 77.16 grains; fineness, .900; coinage prohibited, act of May 2, 1878. Total amount coined, \$271,000.

**Dime**—Authorized to be coined, act of April 2, 1792; weight, 41.6 grains; fineness, .892 $\frac{2}{3}$ ; weight changed, act of Jan. 18, 1837, to 41 $\frac{2}{3}$  grains; fineness changed, act of Jan. 18, 1837, to .900; weight changed, act of Feb. 21, 1853, to 38.4 grains; weight changed, act of Feb. 12, 1873, to 2 $\frac{2}{3}$  grams, or 38.58 grains. Total amount coined to June 30, 1900, \$35,931,961.20. Legal tender, \$10.

**Half-Dime**—Authorized to be coined, act of April 2, 1792; weight, 20.8 grains; fineness, .892 $\frac{2}{3}$ ; weight changed, act of Jan. 18, 1837, to 20 $\frac{2}{3}$  grains; fineness changed, act of Jan. 18, 1837, to .900; weight changed, act of Feb. 21, 1853, to 19.2 grains; coinage discontinued, act of Feb. 12, 1873. Total amount coined, \$4,880,219.40.

**Three-Cent Piece**—Authorized to be coined, act of March 3, 1851; weight, 12 $\frac{2}{3}$  grains; fineness, .750; weight changed, act of March 3, 1853, to 11.52 grains; fineness changed, act of March 3, 1853, to .900; coinage discontinued, act of Feb. 12, 1873. Total amount coined, \$1,282,087.20.

## MINOR COINS.

**Five-Cent (nickel)**—Authorized to be coined, act of May 16, 1866; weight, 77.16 grains, composed of 75 per cent copper and 25 per cent nickel. Total amount coined to June 30, 1900, \$17,967,308.10. Legal tender for \$1, but reduced to 25 cents by act of Feb. 12, 1873.

**Three-Cent (nickel)**—Authorized to be coined, act of March 3, 1865; weight, 30 grains, composed of 75 per cent copper and 25 per cent nickel. Total amount coined, \$941,349.48. Legal tender for 60 cents, but reduced to 25 cents by act of Feb. 12, 1873. Coinage discontinued, act of Sept. 26, 1890.

**Two-Cent (bronze)**—Authorized to be coined, act of April 22, 1864; weight, 96 grains, composed of 95 per cent copper and 5 per cent tin and zinc. Coinage discontinued, act of Feb. 12, 1873. Total amount coined, \$912,020.

**Cent (copper)**—Authorized to be coined, act of April 2, 1792; weight, 264 grains; weight changed, act of Jan. 14, 1793, to 208 grains; weight changed by proclamation of the president, Jan. 26, 1796, in conformity with act of March 3, 1795, to 168 grains; coinage discontinued, act of Feb. 21, 1857. Total amount coined, \$1,562,887.44.

**Cent (nickel)**—Authorized to be coined, act of Feb. 21, 1857; weight, 72 grains, composed of 88 per cent copper and 12 per cent nickel. Coinage discontinued, act of April 22, 1864. Total amount coined, \$2,007,720.

**Cent (bronze)**—Coinage authorized, act of April 22, 1864; weight, 48 grains, composed of 95 per cent copper and 5 per cent tin and zinc. Total amount coined to June 30, 1900, \$10,072,758.69. Legal tender, 25 cents.

**Half-Cent (copper)**—Authorized to be coined, act of April 2, 1792; weight, 132 grains; weight changed, act of Jan. 14, 1793, to 104 grains; weight changed by proclamation of the president, Jan. 26, 1796, in conformity with act of March 3, 1795, to 84 grains; coinage discontinued, act of Feb. 21, 1857. Total amount coined, \$39,926.11.

| TOTAL COINAGE. |                    | COINAGE 1900. |                  |
|----------------|--------------------|---------------|------------------|
| Gold...        | \$2,167,088,113.00 | Gold.....     | \$107,467,110.00 |
| Silver...      | 796,171,150.55     | Silver.....   | 31,171,833.15    |
| Minor...       | 33,503,969.72      | Minor.....    | 2,243,017.21     |
| Total...       | \$2,996,763,242.27 | Total.....    | \$141,351,960.33 |

## MONEY OF THE WORLD (JAN. 1, 1900).

Monetary systems and approximate stocks of money in the principal countries of the world as reported by the treasury department's bureau of mint.

| COUNTRY.            | Monetary system. | Ratio between gold and full legal-tender silver. | Ratio between gold and limited-end-tender silver. | Population in millions. | Gold in millions. | Silver in millions. | Uncovered paper in millions. | PER CAPITA. |         |        |         |
|---------------------|------------------|--|---|-------------------------|-------------------|---------------------|------------------------------|-------------|---------|--------|---------|
|                     |                  |  |   |                         |                   |                     |                              | Gold.       | Silver. | Paper. | Total.  |
| United States....   | Gold             | 1 to 15.98                                       | 1 to 14.95  | 76.3                    | \$1,030.2         | \$643.3             | \$36.6                       | \$13.37     | \$8.43  | \$4.41 | \$26.21 |
| Austria-Hung'y.     | Gold             | 1 to 14.34                                       | 1 to 13.69  | 46.3                    | 244.3             | 96.3                | 98.3                         | 5.27        | 2.08    | \$2.01 | 9.36    |
| Belgium.....        | Gold             | 1 to 15.50                                       | 1 to 14.34  | 6.7                     | 21.1              | 40.0                | 92.9                         | 3.15        | 5.97    | 13.86  | 22.98   |
| Australasia.....    | Gold             | 1 to 14.23                                       | 1 to 14.23  | 4.5                     | 128.6             | 6.1                 | 28.58                        | 1.35        | .....   | .....  | 29.93   |
| Canada.....         | Gold             | 1 to 14.23                                       | 1 to 14.23  | 5.5                     | 20.0              | 5.1                 | 40.5                         | 3.63        | .90     | 7.37   | 11.90   |
| Cape Colony.....    | Gold             | 1 to 14.23                                       | 1 to 14.23  | 2.2                     | 37.5              | 1.0                 | 17.05                        | .45         | .....   | .....  | 17.50   |
| Great Britain....   | Gold             | 1 to 14.23                                       | 1 to 14.23  | 40.7                    | 486.7             | 111.9               | 112.3                        | 11.96       | 2.75    | 2.75   | 17.46   |
| India.....          | Gold             | 1 to 21.90                                       | 1 to 21.90  | 296.9                   | 22.2              | 889.3               | 32.4                         | .07         | 1.31    | .11    | 1.49    |
| S. A. Republic.     | Gold             | 1 to 14.23                                       | 1 to 14.23  | 1.1                     | 29.2              | 1.2                 | 26.54                        | 1.09        | .....   | .....  | 27.63   |
| Bulgaria.....       | Gold             | 1 to 15.50                                       | 1 to 14.88  | 3.3                     | 1.0               | 6.9                 | .....                        | .30         | 2.06    | .....  | 2.96    |
| Cuba.....           | Gold             | 1 to 15.50                                       | 1 to 14.88  | 1.6                     | 2.0               | 1.5                 | .....                        | 1.25        | .93     | .....  | 2.18    |
| Denmark.....        | Gold             | 1 to 15.50                                       | 1 to 14.88  | 2.3                     | 15.8              | 5.6                 | 6.2                          | 6.87        | 2.43    | 2.70   | 11.20   |
| Egypt.....          | Gold             | 1 to 15.50                                       | 1 to 15.68  | 9.8                     | 30.0              | 6.4                 | .....                        | 3.06        | .65     | .....  | 3.71    |
| Finland.....        | Gold             | 1 to 15.50                                       | 1 to 15.50  | 2.6                     | 4.4               | .4                  | 9.3                          | 1.69        | .15     | 3.58   | 5.42    |
| France.....         | Gold             | 1 to 15.50                                       | 1 to 14.23  | 38.5                    | 810.6             | 421.2               | 194.1                        | 21.05       | 10.94   | 5.04   | 37.03   |
| Germany.....        | Gold             | 1 to 15.50                                       | 1 to 13.95  | 52.3                    | 697.9             | 208.4               | 173.8                        | 13.35       | 8.98    | 3.32   | 20.65   |
| Greece.....         | Gold             | 1 to 15.50                                       | 1 to 14.38  | 2.4                     | .4                | 1.5                 | 28.8                         | .17         | .62     | 1.20   | 12.79   |
| Haiti.....          | Gold             | 1 to 15.50                                       | 1 to 14.38  | 1.0                     | 1.0               | 2.5                 | 3.5                          | 1.0         | 2.50    | 3.60   | 7.00    |
| Italy.....          | Gold             | 1 to 15.50                                       | 1 to 14.38  | 31.9                    | 98.0              | 43.9                | 174.9                        | 3.07        | 1.38    | 5.48   | 9.93    |
| Japan.....          | Gold             | 1 to 15.50                                       | 1 to 28.75  | 43.8                    | 61.0              | 26.1                | 69.9                         | 1.39        | .59     | 1.60   | 3.58    |
| Netherlands....     | Gold             | 1 to 15.50                                       | 1 to 15.13  | 5.1                     | 27.5              | 53.4                | 41.5                         | 5.39        | 10.47   | 8.14   | 24.00   |
| Norway.....         | Gold             | 1 to 15.50                                       | 1 to 14.88  | 2.1                     | 8.6               | 2.4                 | 5.4                          | 1.04        | 1.14    | 2.57   | 7.80    |
| Portugal.....       | Gold             | 1 to 15.50                                       | 1 to 14.09  | 5.1                     | 6.2               | 9.8                 | 74.1                         | 1.02        | 1.92    | 14.53  | 17.47   |
| Roumania.....       | Gold             | 1 to 15.50                                       | 1 to 14.38  | 5.6                     | 7.1               | .6                  | 14.1                         | 1.26        | .11     | 2.51   | 3.88    |
| Russia.....         | Gold             | 1 to 15.50                                       | 1 to 23.24  | 130.9                   | 791.7             | 104.5               | 6.05                         | .79         | .....   | .....  | 6.89    |
| Servia.....         | Gold             | 1 to 15.50                                       | 1 to 14.38  | 2.4                     | 1.9               | 1.7                 | 3.3                          | .63         | .70     | 1.37   | 2.70    |
| So. Am. states..    | Gold*            | 1 to 15.50                                       | 1 to 14.38  | 38.7                    | 72.9              | 24.2                | 1,180.2                      | 1.88        | 62      | 30.50  | 33.00   |
| Spain.....          | Gold             | 1 to 15.50                                       | 1 to 14.38  | 17.7                    | 77.2              | 243.2               | 157.4                        | 4.38        | 13.77   | 8.89   | 27.02   |
| Sweden.....         | Gold             | 1 to 15.50                                       | 1 to 14.88  | 5.1                     | 13.4              | 6.8                 | 31.0                         | 2.62        | 1.33    | 6.07   | 10.03   |
| Switzerland....     | Gold             | 1 to 15.50                                       | 1 to 14.38  | 3.1                     | 24.0              | 10.7                | 20.5                         | 7.74        | 3.45    | 6.61   | 17.80   |
| Turkey.....         | Gold             | 1 to 15.50                                       | 1 to 15.09  | 24.5                    | 50.0              | 40.0                | .....                        | 2.04        | 1.63    | .....  | 3.67    |
| Cent. Am. states.   | Silver           | .....  | .....   | 3.5                     | 1.4               | 11.7                | 7.6                          | .40         | 3.34    | 2.17   | 5.91    |
| China.....          | Silver           | .....  | .....   | 383.5                   | .....             | 750.0               | .....                        | .....       | 1.96    | .....  | 1.96    |
| Mexico.....         | Silver           | 1 to 16.50                                       | 1 to 16.50  | 12.6                    | 8.6               | 106.0               | 54.4                         | .68         | 8.41    | 4.32   | 13.41   |
| Siam.....           | Silver           | .....  | .....   | 5.0                     | 20.0              | 193.0               | 2.1                          | .40         | 38.60   | .40    | 43.00   |
| †Straits Sett'l'm't | Silver           | .....  | .....   | 4.5                     | .....             | 242.0               | .....                        | .....       | 53.77   | .....  | 53.77   |
| Total.....          |                  |  |   | 1319.1                  | 4,841.0           | 3,818.9             | 2,960.1                      | 3.66        | 2.89    | 2.24   | 8.79    |

\*Except Bolivia, Colombia and Ecuador. †Includes Aden, Perim, Ceylon, Hongkong and Labuan.

## COINAGE OF GOLD AND SILVER OF THE WORLD (1874-99).

| CALENDAR YEAR. | GOLD.        |               | SILVER.       |                |
|----------------|--------------|---------------|---------------|----------------|
|                | Fine ounces. | Value.        | Fine ounces.  | Coining value. |
| 1874           | 6,568,279    | \$135,778,887 | 79,610,875    | \$102,931,232  |
| 1875           | 9,480,892    | 195,987,428   | 92,747,118    | 119,915,467    |
| 1876           | 10,309,645   | 213,119,273   | 97,899,525    | 126,577,164    |
| 1877           | 9,753,196    | 201,616,466   | 88,449,796    | 114,359,332    |
| 1878           | 9,113,202    | 188,396,611   | 124,671,870   | 161,191,913    |
| 1879           | 4,390,167    | 90,732,811    | 81,124,555    | 104,888,313    |
| 1880           | 7,242,951    | 149,725,081   | 65,442,074    | 84,611,974     |
| 1881           | 7,111,864    | 147,015,275   | 83,539,051    | 108,010,086    |
| 1882           | 4,822,851    | 99,697,170    | 55,085,996    | 110,785,934    |
| 1883           | 5,071,882    | 104,845,114   | 84,541,904    | 109,806,705    |
| 1884           | 4,310,061    | 89,432,785    | 74,120,127    | 95,392,084     |
| 1885           | 4,632,273    | 95,757,582    | 88,044,475    | 126,794,574    |
| 1886           | 4,578,310    | 94,642,070    | 96,566,844    | 124,854,301    |
| 1887           | 6,046,510    | 124,992,465   | 126,388,502   | 163,411,397    |
| 1888           | 6,522,316    | 134,826,855   | 104,354,000   | 134,922,344    |
| 1889           | 8,170,611    | 168,901,519   | 107,788,256   | 139,362,595    |
| 1890           | 7,219,725    | 149,244,965   | 117,789,228   | 152,293,144    |
| 1891           | 5,782,463    | 119,534,122   | 106,962,049   | 138,294,867    |
| 1892           | 8,343,387    | 172,478,124   | 120,282,947   | 155,517,347    |
| 1893           | 11,243,342   | 232,420,517   | 106,697,783   | 137,952,690    |
| 1894           | 11,025,680   | 227,921,032   | 87,472,523    | 113,065,788    |
| 1895           | 11,178,855   | 231,087,438   | 94,057,903    | 121,610,219    |
| 1896           | 9,476,620    | 195,890,517   | 118,642,018   | 153,335,740    |
| 1897           | 21,174,850   | 437,719,345   | 129,775,082   | 167,760,297    |
| 1898           | 19,131,244   | 395,477,905   | 115,461,020   | 149,282,363    |
| 1899           | 22,548,101   | 469,110,614   | 128,566,167   | 166,226,964    |
| Total.....     | 235,739,326  | 4,873,371,133 | 2,625,504,838 | 2,625,504,838  |



## FINANCIAL AND COMMERCIAL STATISTICS OF THE UNITED STATES (1872-1900).

(Upon a per capita basis.)

| YEAR.     | Population,<br>June 1. | GOVERNMENT FINANCE (Per Capita).               |                          |                                 |                |                           |                               | GOLD AND SILVER.               |  |   |   |  |
|-----------|------------------------|--|--------------------------|---------------------------------|----------------|---------------------------|-------------------------------|--------------------------------|--|---|---|--|
|           |                        | Amount of<br>money in the<br>United<br>States. | Money in<br>circulation. | Debt, less cash<br>in treasury. | Interest paid. | Net ordinary<br>receipts. | Net ordinary<br>expenditures. | Disbursements<br>for pensions. | Coin value of<br>paper money,<br>July 1. | Commercial<br>ratio of silver<br>to gold. | Annual aver-<br>age price of<br>silver in Lon-<br>don per oz. | Bullion value<br>of United<br>States silver<br>dollar. |
| 1872..... | 40,596,000             | \$18.79  | \$18.19                  | \$52.96                         | \$2.56         | \$9.22                    | \$6.84                        | \$0.74                         | \$0.875                                  | 15.63                                     | \$1,322   | .....  |
| 1873..... | 41,677,000             | 18.58  | 18.04                    | 50.52                           | 2.35           | 8.01                      | 6.97                          | .70                            | .864                                     | 15.42                                     | 1,298   | .....  |
| 1874..... | 42,796,000             | 18.83  | 18.13                    | 49.17                           | 2.31           | 7.13                      | 7.07                          | .71                            | .91                                      | 16.17                                     | 1,278   | .....  |
| 1875..... | 43,951,000             | 18.16  | 17.16                    | 47.53                           | 2.20           | 6.55                      | 6.25                          | .68                            | .872                                     | 16.59                                     | 1,246   | .....  |
| 1876..... | 45,137,000             | 17.52  | 16.12                    | 45.93                           | 2.11           | 6.52                      | 5.87                          | .63                            | .895                                     | 17.88                                     | 1,156   | .....  |
| 1877..... | 46,353,000             | 16.46  | 15.58                    | 43.56                           | 2.01           | 6.07                      | 5.21                          | .62                            | .947                                     | 17.22                                     | 1,201   | .....  |
| 1878..... | 47,569,000             | 16.62  | 15.32                    | 42.01                           | 1.99           | 5.41                      | 4.98                          | .56                            | .994                                     | 17.94                                     | 1,152   | \$0,932  |
| 1879..... | 48,866,000             | 21.52  | 16.75                    | 40.85                           | 1.71           | 5.60                      | 5.46                          | .69                            | 1.00                                     | 18.40                                     | 1,123   | .867   |
| 1880..... | 50,155,733             | 24.04  | 19.41                    | 38.27                           | 1.69           | 6.65                      | 5.34                          | 1.14                           | 1.00                                     | 18.05                                     | 1,148   | .885   |
| 1881..... | 51,316,000             | 27.41  | 21.71                    | 35.46                           | 1.46           | 7.01                      | 5.07                          | .98                            | 1.00                                     | 18.16                                     | 1,198   | .881   |
| 1882..... | 52,495,000             | 28.20  | 22.37                    | 31.91                           | 1.09           | 7.64                      | 4.89                          | 1.03                           | 1.00                                     | 18.19                                     | 1,193   | .879   |
| 1883..... | 53,633,000             | 30.61  | 22.91                    | 28.66                           | .96            | 7.37                      | 4.90                          | 1.13                           | 1.00                                     | 18.64                                     | 1,110   | .865   |
| 1884..... | 54,911,000             | 31.06  | 22.65                    | 26.20                           | .87            | 6.27                      | 4.39                          | 1.04                           | 1.00                                     | 18.57                                     | 1,113   | .861   |
| 1885..... | 56,148,000             | 32.37  | 23.02                    | 24.50                           | .84            | 5.77                      | 4.64                          | 1.17                           | 1.00                                     | 19.41                                     | 1,065   | .845   |
| 1886..... | 57,404,000             | 31.51  | 21.82                    | 22.34                           | .79            | 5.76                      | 4.15                          | 1.13                           | 1.00                                     | 20.78                                     | .995  | .798   |
| 1887..... | 58,680,000             | 32.39  | 22.45                    | 20.03                           | .71            | 6.20                      | 4.47                          | 1.27                           | 1.00                                     | 21.18                                     | .978  | .76  |
| 1888..... | 59,974,000             | 34.40  | 22.88                    | 17.72                           | .65            | 6.32                      | 4.33                          | 1.33                           | 1.00                                     | 21.99                                     | .939  | .74  |
| 1889..... | 61,289,000             | 33.86  | 22.52                    | 15.92                           | .53            | 6.01                      | 4.38                          | 1.45                           | 1.00                                     | 22.10                                     | .955  | .721   |
| 1890..... | 62,622,250             | 34.24  | 22.82                    | 14.22                           | .47            | 6.44                      | 4.75                          | 1.71                           | 1.00                                     | 19.76                                     | 1,046   | .749   |
| 1891..... | 63,975,000             | 34.31  | 23.41                    | 13.32                           | .37            | 6.14                      | 5.55                          | 1.85                           | 1.00                                     | 20.92                                     | .988  | .806   |
| 1892..... | 65,403,000             | 36.21  | 24.44                    | 12.86                           | .35            | 5.43                      | 5.28                          | 2.16                           | 1.00                                     | 23.72                                     | .871  | .724   |
| 1893..... | 66,826,000             | 34.75  | 23.57                    | 12.55                           | .34            | 5.77                      | 6.87                          | 2.37                           | 1.00                                     | 26.49                                     | .780  | .65  |
| 1894..... | 68,275,000             | 35.44  | 24.33                    | 13.17                           | .37            | 4.36                      | 6.48                          | 2.07                           | 1.00                                     | 32.56                                     | .635  | .491   |
| 1895..... | 69,763,000             | 34.38  | 22.96                    | 12.39                           | .44            | 4.49                      | 5.11                          | 2.03                           | 1.00                                     | 31.60                                     | .654  | .506   |
| 1896..... | 71,263,000             | 32.89  | 21.10                    | 13.41                           | .49            | 4.59                      | 4.94                          | 1.96                           | 1.00                                     | 30.52                                     | .682  | .528   |
| 1897..... | 72,807,000             | 34.25  | 22.49                    | 13.63                           | .47            | 4.78                      | 5.02                          | 1.94                           | 1.00                                     | 34.28                                     | .604  | .468   |
| 1898..... | 74,339,000             | 35.39  | 24.71                    | 13.31                           | .51            | 5.45                      | 5.98                          | 1.98                           | 1.00                                     | 35.03                                     | .590  | .456   |
| 1899..... | 76,011,000             | 36.12  | 25.00                    | 15.20                           | .53            | 6.78                      | 7.97                          | 1.83                           | 1.00                                     | 33.36                                     | .642  | .465   |
| 1900..... | 76,304,799             | 30.66  | 26.36                    | 14.62                           | .44            | 7.43                      | 6.39                          | 1.85                           | 1.00                                     | 33.33                                     | .620  | .479   |

| YEAR.     | COINAGE<br>PER<br>CAPITA<br>OF— |         | PRODUCTION<br>PER<br>CAPITA<br>OF— |         | INTERN'L<br>REVENUE      |   | Merchandise im-<br>ported for con-<br>sumption per cap. | CUSTOMS<br>REVENUE.           |                                       |                                       |   |
|-----------|---------------------------------|---------|------------------------------------|---------|--------------------------|---|---|-------------------------------|---------------------------------------|---------------------------------------|---|
|           | Gold.                           | Silver. | Gold.                              | Silver. | Collected<br>per capita. | Expenses of<br>collecting,<br>Per cent. |   | Duty collected<br>per capita. | Average ad<br>valorem<br>rate of duty |                                       | Expenses of<br>collecting,<br>Per cent. |
|           |                                 |         |                                    |         |                          |   |   |                               | On free<br>and dutiable.              | On free<br>and dutiable,<br>Per cent. |   |
| 1872..... | \$0.54                          | \$0.06  | \$0.89                             | \$0.71  | \$3.22                   | 4.36                                    | \$13.80   | \$5.23                        | 41.35                                 | 37.00                                 | 3.21                                    |
| 1873..... | 1.37                            | .10     | .86                                | .86     | 2.75                     | 4.69                                    | 15.91   | 4.44                          | 38.07                                 | 26.95                                 | 3.76                                    |
| 1874..... | 1.82                            | .16     | .78                                | .87     | 2.39                     | 4.40                                    | 13.26   | 3.75                          | 38.53                                 | 26.88                                 | 4.49                                    |
| 1875..... | .75                             | .35     | .76                                | .72     | 3.52                     | 3.89                                    | 11.97   | 3.51                          | 40.62                                 | 28.20                                 | 4.47                                    |
| 1876..... | 1.03                            | .54     | .88                                | .86     | 2.59                     | 3.38                                    | 10.29   | 3.22                          | 44.74                                 | 30.19                                 | 4.63                                    |
| 1877..... | .95                             | .61     | 1.01                               | .86     | 2.56                     | 2.99                                    | 9.49  | 2.77                          | 42.89                                 | 26.68                                 | 4.96                                    |
| 1878..... | 1.05                            | .60     | 1.08                               | .95     | 2.32                     | 2.96                                    | 9.21  | 2.67                          | 42.75                                 | 27.13                                 | 4.47                                    |
| 1879..... | .80                             | .56     | .80                                | .84     | 2.32                     | 3.10                                    | 8.99  | 2.73                          | 44.87                                 | 28.97                                 | 3.96                                    |
| 1880..... | 1.24                            | .55     | .72                                | .73     | 2.47                     | 2.95                                    | 12.51   | 3.64                          | 45.48                                 | 29.07                                 | 3.25                                    |
| 1881..... | 1.89                            | .54     | .68                                | .84     | 2.64                     | 3.20                                    | 12.63   | 3.73                          | 48.20                                 | 29.75                                 | 3.26                                    |
| 1882..... | 1.26                            | .53     | .62                                | .89     | 2.79                     | 3.30                                    | 13.64   | 4.12                          | 42.66                                 | 30.11                                 | 2.86                                    |
| 1883..... | .54                             | .54     | .56                                | .87     | 2.63                     | 3.06                                    | 13.05   | 3.92                          | 42.45                                 | 28.92                                 | 3.07                                    |
| 1884..... | .44                             | .52     | .56                                | .89     | 2.21                     | 3.47                                    | 12.16   | 3.47                          | 41.61                                 | 28.44                                 | 3.44                                    |
| 1885..... | .49                             | .51     | .57                                | .90     | 2.00                     | 3.42                                    | 10.32   | 3.17                          | 45.86                                 | 30.59                                 | 3.68                                    |
| 1886..... | .50                             | .56     | .61                                | .89     | 2.03                     | 3.06                                    | 10.89   | 3.30                          | 45.55                                 | 30.18                                 | 3.33                                    |
| 1887..... | .41                             | .60     | .56                                | .91     | 2.02                     | 3.22                                    | 11.65   | 3.65                          | 47.10                                 | 31.02                                 | 3.16                                    |
| 1888..... | .52                             | .57     | .55                                | .90     | 2.07                     | 2.92                                    | 11.88   | 3.60                          | 45.63                                 | 29.99                                 | 3.27                                    |
| 1889..... | .35                             | .58     | .53                                | 1.05    | 2.13                     | 2.88                                    | 12.10   | 3.60                          | 45.13                                 | 29.50                                 | 3.14                                    |
| 1890..... | .33                             | .63     | .52                                | 1.13    | 2.28                     | 2.65                                    | 12.35   | 3.62                          | 44.41                                 | 29.12                                 | 2.98                                    |
| 1891..... | .46                             | .43     | .52                                | 1.18    | 2.28                     | 2.75                                    | 13.36   | 3.39                          | 46.28                                 | 25.25                                 | 3.17                                    |
| 1892..... | .53                             | .19     | .50                                | 1.15    | 3.35                     | 2.52                                    | 12.44   | 2.66                          | 48.71                                 | 21.26                                 | 3.75                                    |
| 1893..... | .85                             | .13     | .54                                | 1.16    | 2.41                     | 2.57                                    | 12.64   | 2.97                          | 49.58                                 | 23.49                                 | 3.32                                    |
| 1894..... | 1.17                            | .13     | .53                                | 1.14    | 2.15                     | 2.55                                    | 9.32  | 1.90                          | 50.06                                 | 20.25                                 | 5.15                                    |
| 1895..... | .85                             | .08     | .56                                | 1.14    | 2.06                     | 2.62                                    | 10.48   | 2.14                          | 41.75                                 | 20.23                                 | 4.43                                    |
| 1896..... | .65                             | .33     | .73                                | 1.04    | 2.06                     | 2.62                                    | 10.66   | 2.20                          | 40.18                                 | 20.67                                 | 4.52                                    |
| 1897..... | 1.02                            | .25     | .44                                | .95     | 2.01                     | 2.46                                    | 10.84   | 2.43                          | 42.41                                 | 21.89                                 | 4.01                                    |
| 1898..... | 1.05                            | .31     | .87                                | .95     | 2.30                     | 2.17                                    | 7.98  | 1.96                          | 40.20                                 | 24.77                                 | 4.78                                    |
| 1899..... | 1.41                            | .39     | .89                                | .96     | 3.00                     | 1.59                                    | 0.02  | 2.66                          | 50.21                                 | 29.48                                 | 3.57                                    |
| 1900..... | 1.30                            | .48     | .96                                | .95     | 3.39                     | 1.51                                    | 10.88   | 3.01                          | 49.46                                 | 27.62                                 | 3.20                                    |

FINANCIAL AND COMMERCIAL STATISTICS OF THE U. S.—CONTINUED.

| YEAR.     | EXPORTS.              |                                      |         |        |       |   |             |        |       |        | CONSUMPTION PER CAPITA. |      |                    |               |        |  |  |  |  |  |
|-----------|-----------------------|--------------------------------------|---------|--------|-------|---|-------------|--------|-------|--------|-------------------------|------|--------------------|---------------|--------|--|--|--|--|--|
|           | Domestic merchandise. |                                      |         |        |       | Per cent of domestic products exported. |             |        |       |        |                         |      |                    |               |        |  |  |  |  |  |
|           | Exports per capita.   | Agricultural products total exports. | Cotton. | Wheat. | Corn. | Crude animal oil.                       | Raw cotton. | Wheat. | Corn. | Sugar. | Coffee.                 | Tea. | Distilled spirits. | Malt liquors. | Wines. |  |  |  |  |  |
| 1872..... | \$10.55               | 74.13                                | 67.44   | 16.82  | 3.60  | 71.23                                   | 11.10       | 4.79   | 21.09 | 40.4   | 7.28                    | 1.46 | 1.68               | 6.66          | 4.41   |  |  |  |  |  |
| 1873..... | 12.12                 | 76.10                                | 65.47   | 20.80  | 3.63  | 85.70                                   | 15.19       | 4.81   | 22.86 | 39.8   | 6.87                    | 1.53 | 1.63               | 7.21          | 4.45   |  |  |  |  |  |
| 1874..... | 13.31                 | 79.37                                | 70.03   | 32.54  | 3.86  | 73.06                                   | 13.60       | 4.46   | 20.95 | 41.5   | 6.59                    | 1.27 | 1.51               | 7.00          | 4.48   |  |  |  |  |  |
| 1875..... | 11.36                 | 76.85                                | 70.69   | 23.60  | 3.53  | 68.13                                   | 11.90       | 5.38   | 18.66 | 43.6   | 7.08                    | 1.44 | 1.50               | 6.71          | 4.45   |  |  |  |  |  |
| 1876..... | 11.64                 | 71.67                                | 70.75   | 25.34  | 3.86  | 66.77                                   | 14.77       | 4.89   | 28.14 | 35.2   | 7.33                    | 1.35 | 1.33               | 6.83          | 4.45   |  |  |  |  |  |
| 1877..... | 12.72                 | 72.63                                | 68.97   | 19.73  | 5.66  | 97.02                                   | 14.03       | 5.01   | 26.13 | 38.9   | 6.94                    | 1.23 | 1.28               | 6.53          | 4.47   |  |  |  |  |  |
| 1878..... | 14.39                 | 77.07                                | 71.23   | 25.29  | 6.49  | 72.67                                   | 13.71       | 5.72   | 26.37 | 34.3   | 6.24                    | 1.35 | 1.09               | 6.68          | 4.47   |  |  |  |  |  |
| 1879..... | 14.23                 | 78.12                                | 67.74   | 35.16  | 6.33  | 71.47                                   | 15.90       | 5.52   | 26.61 | 40.7   | 7.42                    | 1.21 | 1.11               | 7.05          | 5.50   |  |  |  |  |  |
| 1880..... | 16.43                 | 83.25                                | 65.73   | 40.15  | 6.43  | 61.17                                   | 18.94       | 5.35   | 28.88 | 42.4   | 6.78                    | 1.39 | 1.27               | 8.26          | 5.50   |  |  |  |  |  |
| 1881..... | 17.23                 | 82.83                                | 63.47   | 37.35  | 5.43  | 43.22                                   | 19.64       | 6.09   | 31.64 | 44.2   | 8.25                    | 1.54 | 1.38               | 8.65          | 4.47   |  |  |  |  |  |
| 1882..... | 13.97                 | 75.31                                | 67.23   | 31.82  | 3.71  | 58.85                                   | 16.15       | 4.98   | 21.92 | 48.4   | 8.30                    | 1.47 | 1.40               | 10.03         | 4.49   |  |  |  |  |  |
| 1883..... | 14.98                 | 77.00                                | 67.20   | 29.33  | 2.58  | 47.22                                   | 20.80       | 6.64   | 29.24 | 51.1   | 8.91                    | 1.30 | 1.46               | 10.27         | 4.48   |  |  |  |  |  |
| 1884..... | 13.20                 | 73.98                                | 67.54   | 26.49  | 2.99  | 62.35                                   | 16.30       | 5.64   | 27.40 | 53.4   | 9.26                    | 1.09 | 1.48               | 10.74         | 3.37   |  |  |  |  |  |
| 1885..... | 12.94                 | 72.82                                | 68.96   | 25.86  | 2.95  | 67.24                                   | 15.16       | 6.77   | 31.04 | 51.8   | 9.00                    | 1.18 | 1.26               | 10.62         | 3.39   |  |  |  |  |  |
| 1886..... | 11.60                 | 72.96                                | 61.68   | 26.48  | 3.35  | 76.07                                   | 19.59       | 4.57   | 32.60 | 56.9   | 9.36                    | 1.37 | 1.26               | 11.20         | 4.45   |  |  |  |  |  |
| 1887..... | 11.98                 | 74.40                                | 68.71   | 43.66  | 2.48  | 60.13                                   | 16.84       | 5.17   | 27.68 | 52.7   | 8.53                    | 1.49 | 1.21               | 11.23         | 5.51   |  |  |  |  |  |
| 1888..... | 11.40                 | 73.23                                | 65.83   | 26.23  | 1.74  | 57.77                                   | 19.59       | 5.62   | 23.86 | 56.7   | 6.81                    | 1.40 | 1.26               | 12.80         | 6.61   |  |  |  |  |  |
| 1889..... | 11.92                 | 72.87                                | 69.33   | 21.31  | 3.57  | 63.30                                   | 17.22       | 5.34   | 31.28 | 51.6   | 9.16                    | 1.29 | 1.32               | 12.72         | 5.66   |  |  |  |  |  |
| 1890..... | 13.50                 | 74.51                                | 68.15   | 22.31  | 4.85  | 53.09                                   | 18.50       | 6.09   | 32.09 | 52.8   | 7.83                    | 1.33 | 1.40               | 13.67         | 4.46   |  |  |  |  |  |
| 1891..... | 13.63                 | 73.69                                | 67.36   | 26.60  | 2.15  | 43.80                                   | 22.02       | 4.58   | 27.79 | 66.1   | 7.99                    | 1.29 | 1.42               | 15.28         | 4.44   |  |  |  |  |  |
| 1892..... | 15.53                 | 78.69                                | 65.13   | 36.88  | 3.72  | 37.35                                   | 24.03       | 5.91   | 30.33 | 63.5   | 9.61                    | 1.37 | 1.50               | 15.10         | 4.45   |  |  |  |  |  |
| 1893..... | 12.44                 | 74.05                                | 65.99   | 37.20  | 2.89  | 45.10                                   | 17.07       | 4.85   | 23.66 | 63.4   | 8.24                    | 1.32 | 1.51               | 16.08         | 4.48   |  |  |  |  |  |
| 1894..... | 12.73                 | 72.28                                | 71.20   | 41.47  | 4.11  | 63.29                                   | 15.91       | 3.41   | 22.76 | 65.0   | 8.01                    | 1.34 | 1.33               | 15.18         | 3.31   |  |  |  |  |  |
| 1895..... | 11.37                 | 69.73                                | 69.89   | 31.46  | 2.36  | 60.76                                   | 22.48       | 4.54   | 16.98 | 62.6   | 9.22                    | 1.38 | 1.12               | 14.95         | 2.28   |  |  |  |  |  |
| 1896..... | 12.11                 | 66.02                                | 65.00   | 27.07  | 3.78  | 47.44                                   | 18.46       | 4.73   | 14.73 | 61.6   | 8.04                    | 1.31 | 1.00               | 15.16         | 2.26   |  |  |  |  |  |
| 1897..... | 14.17                 | 66.23                                | 63.93   | 33.93  | 7.83  | 44.73                                   | 18.46       | 3.88   | 28.91 | 64.5   | 9.95                    | 1.55 | 1.01               | 14.69         | 5.53   |  |  |  |  |  |
| 1898..... | 16.27                 | 70.54                                | 67.82   | 40.91  | 11.21 | 47.17                                   | 25.26       | 4.21   | 22.73 | 61.1   | 11.45                   | .91  | 1.10               | 15.64         | 2.28   |  |  |  |  |  |
| 1899..... | 15.84                 | 65.20                                | 65.37   | 32.97  | 9.14  | 45.73                                   | 27.14       | 5.95   | 22.98 | 62.6   | 10.79                   | .98  | 1.17               | 15.28         | 3.35   |  |  |  |  |  |
| 1900..... | 17.96                 | 60.98                                | 65.18   | 34.00  | 10.30 | 45.13                                   | 22.57       | 4.74   | 24.44 | 65.2   | 9.81                    | 1.09 | 1.27               | 16.01         | 4.40   |  |  |  |  |  |

| YEAR.     | CONSUMPTION OF RAW WOOL. |                   |           | Tonnage of vessels: annual increase or decrease (+ or -). | Imports and exports of merchandise carried in American vessels. | POSTOFFICE DEPARTMENT. |                     | PUBLIC SCHOOLS.         |                                  |   | Immigration—per cent of annual increase of population. |  |
|-----------|--------------------------|-------------------|-----------|---|---|------------------------|---------------------|-------------------------|----------------------------------|---|--|--|
|           | Total per capita.        | Per cent foreign. | Per cent. |   |   | Per cent.              | Revenue per capita. | Expenditure per capita. | Population 5 to 15 years of age. | Expenditures per capita of population 5 to 15 years of age. |  | Per cent of annual increase of population. |
|           |                          |                   |           |   |   |                        |                     |                         |                                  |   |  |  |
| 1872..... | 6.75                     | 45.3              | + 3.62    | 29.2  | \$0.54  | \$0.66                 | 12.6                | \$5.90                  | 38.89                            |   |  |  |
| 1873..... | 5.67                     | 33.2              | + 5.82    | 26.4  | .55   | .70                    | 12.8                | 5.95                    | 42.53                            |   |  |  |
| 1874..... | 4.81                     | 17.5              | + 2.23    | 27.2  | .62   | .75                    | 13.1                | 6.11                    | 28.00                            |   |  |  |
| 1875..... | 5.28                     | 22.1              | + 1.10    | 26.2  | .61   | .79                    | 13.4                | 6.23                    | 19.70                            |   |  |  |
| 1876..... | 5.21                     | 18.3              | + 11.83   | 27.7  | .63   | .74                    | 13.7                | 6.06                    | 14.83                            |   |  |  |
| 1877..... | 5.16                     | 16.3              | — .86     | 28.9  | .59   | .72                    | 14.0                | 5.67                    | 11.67                            |   |  |  |
| 1878..... | 5.23                     | 16.9              | — .70     | 27.3  | .62   | .72                    | 14.4                | 5.49                    | 11.12                            |   |  |  |
| 1879..... | 5.03                     | 14.2              | + 1.02    | 23.0  | .62   | .69                    | 14.7                | 5.18                    | 14.02                            |   |  |  |
| 1880..... | 6.11                     | 34.9              | + 2.43    | 17.4  | .66   | .73                    | 15.1                | 5.17                    | 35.45                            |   |  |  |
| 1881..... | 5.66                     | 17.3              | + .25     | 16.5  | .72   | .77                    | 15.4                | 5.43                    | 57.71                            |   |  |  |
| 1882..... | 6.36                     | 19.0              | + 2.66    | 15.8  | .80   | .77                    | 15.7                | 5.67                    | 66.92                            |   |  |  |
| 1883..... | 6.62                     | 18.7              | + 1.67    | 16.0  | .85   | .81                    | 16.0                | 6.05                    | 50.44                            |   |  |  |
| 1884..... | 6.85                     | 20.6              | + .84     | 17.2  | .79   | .86                    | 16.4                | 6.29                    | 42.58                            |   |  |  |
| 1885..... | 6.69                     | 18.0              | + .12     | 15.3  | .76   | .89                    | 16.7                | 6.61                    | 31.96                            |   |  |  |
| 1886..... | 6.39                     | 28.9              | + 3.16    | 15.5  | .77   | .88                    | 17.1                | 6.63                    | 26.61                            |   |  |  |
| 1887..... | 6.68                     | 27.4              | + .60     | 14.3  | .83   | .91                    | 17.4                | 6.65                    | 38.41                            |   |  |  |
| 1888..... | 6.31                     | 28.9              | + 2.10    | 14.0  | .88   | .94                    | 17.8                | 6.65                    | 42.26                            |   |  |  |
| 1889..... | 6.33                     | 31.8              | + 2.74    | 14.3  | .92   | 1.01                   | 18.2                | 7.28                    | 34.06                            |   |  |  |
| 1890..... | 6.03                     | 27.0              | + 2.71    | 12.9  | .97   | 1.11                   | 18.5                | 7.60                    | 34.16                            |   |  |  |
| 1891..... | 6.43                     | 30.8              | + 5.88    | 12.5  | 1.03  | 1.14                   | 18.8                | 7.85                    | 45.86                            |   |  |  |
| 1892..... | 6.72                     | 33.1              | + 1.71    | 12.3  | 1.08  | 1.19                   | 19.2                | 8.12                    | 50.17                            |   |  |  |
| 1893..... | 7.05                     | 35.7              | + 1.26    | 12.2  | 1.14  | 1.27                   | 19.6                | 8.51                    | 39.82                            |   |  |  |
| 1894..... | 6.08                     | 14.2              | + 2.40    | 13.3  | 1.10  | 1.27                   | 20.1                | 8.49                    | 24.51                            |   |  |  |
| 1895..... | 6.32                     | 46.1              | + .02     | 11.7  | 1.10  | 1.20                   | 20.4                | 8.19                    | 21.50                            |   |  |  |
| 1896..... | 6.88                     | 45.9              | + 1.47    | 12.0  | 1.16  | 1.32                   | 20.9                | 8.84                    | 26.01                            |   |  |  |
| 1897..... | 8.26                     | 57.8              | + 1.38    | 11.0  | 1.14  | 1.32                   | 21.1                | 8.98                    | 17.25                            |   |  |  |
| 1898..... | 5.34                     | 32.8              | + .40     | 9.03  | 1.28  | 1.39                   | 21.4                | 9.04                    | 16.92                            |   |  |  |
| 1899..... | 4.51                     | 19.2              | + 2.41    | 8.9   | 1.25  | 1.41                   | 21.4                | 9.04                    | 22.73                            |   |  |  |
| 1900..... | 5.72                     | 34.4              | + 6.18    | 9.3   | 1.34  | 1.46                   | 21.4                | 9.04                    | 22.58                            |   |  |  |

\*No data.

## PAPER CURRENCY OUTSTANDING JUNE 29, 1901.

[Prepared by United States treasurer's office.]

| DENOMINATION.              | U. S. notes. | Treasury notes of 1890. | National bank notes. | Gold certificates. | Silver certificates. | Total.        |
|----------------------------|--------------|-------------------------|----------------------|--------------------|----------------------|---------------|
| One dollar.....            | \$2,039,792  | \$2,185,489             | \$347,101            | .....              | \$59,855,780         | \$63,928,162  |
| Two dollars.....           | 1,674,644    | 2,013,556               | 199,782              | .....              | 36,499,532           | 40,384,514    |
| Five dollars.....          | 51,398,182   | 16,537,075              | 61,568,685           | .....              | 175,708,892          | 305,207,834   |
| Ten dollars.....           | 135,122,771  | 18,939,840              | 139,793,620          | .....              | 105,601,841          | 399,458,072   |
| Twenty dollars.....        | 70,471,252   | 6,287,490               | 101,212,700          | \$83,392,184       | 45,824,650           | 307,138,276   |
| Fifty dollars.....         | 12,365,575   | 89,450                  | 16,568,400           | 20,577,905         | 8,818,395            | 58,419,115    |
| One hundred dollars.....   | 22,652,550   | 985,100                 | 33,924,400           | 24,563,200         | 2,817,920            | 84,898,170    |
| Five hundred dollars.....  | 12,990,250   | .....                   | 101,500              | 10,501,500         | 83,000               | 23,076,250    |
| One thousand dollars.....  | 39,551,000   | 845,000                 | 25,000               | 33,433,500         | 304,000              | 74,158,500    |
| Five thousand dollars..... | 10,000       | .....                   | .....                | 28,740,000         | .....                | 28,750,000    |
| Ten thousand dollars.....  | 10,000       | .....                   | .....                | 87,750,000         | .....                | 87,760,000    |
| Fractional parts.....      | .....        | .....                   | 83,969               | .....              | .....                | 83,969        |
| Total.....                 | 847,681,016  | 47,783,000              | 353,742,187          | 288,967,658        | 435,014,000          | 1,473,177,892 |
| Unknown, destroyed.....    | 1,000,000    | .....                   | .....                | .....              | .....                | 1,000,000     |
| Net.....                   | 846,681,016  | 47,783,000              | 353,742,187          | 288,967,658        | 435,014,000          | 1,472,177,892 |

## COINAGE OF NATIONS.

[From the report of the director of the mint, 1900.]

| COUNTRY.                 | 1897.        |              | 1898.        |              | 1899.         |              |
|--------------------------|--------------|--------------|--------------|--------------|---------------|--------------|
|                          | Gold.        | Silver.      | Gold.        | Silver.      | Gold.         | Silver.      |
| United States.....       | \$76,028,485 | \$18,487,297 | \$77,985,758 | \$23,094,033 | \$111,844,220 | \$26,061,520 |
| Mexico.....              | 417,176      | 19,608,459   | 500,442      | 22,066,445   | 676,063       | 18,749,740   |
| Great Britain.....       | 8,654,764    | 4,583,688    | 28,204,336   | 6,200,237    | 43,852,085    | 7,910,885    |
| Australasia.....         | 87,289,873   | .....        | 39,453,387   | .....        | 46,926,487    | .....        |
| India*.....              | .....        | 25,227,996   | .....        | 26,686,134   | .....         | 17,321,063   |
| France.....              | 42,726,251   | 8,492        | 34,224,022   | 7,720,000    | 10,419,111    | 5,211,000    |
| Germany.....             | 30,145,656   | .....        | 42,675,087   | 3,704,600    | 33,628,453    | 4,346,320    |
| Russia.....              | 170,618,668  | 35,398,252   | 135,788,949  | 21,373,189   | 194,481,077   | 20,967,789   |
| Austria-Hungary.....     | 33,640,553   | 5,722,330    | 14,367,363   | 1,369,352    | 4,992,663     | 3,176,050    |
| Lichtenstein.....        | .....        | 112          | .....        | 112          | .....         | 15,322       |
| Spain.....               | 2,800,407    | 6,724,106    | .....        | .....        | 4,803,650     | 14,884,262   |
| Italy.....               | 147,965      | 807,957      | .....        | 628,650      | .....         | 485,950      |
| San Marino.....          | .....        | 28,950       | .....        | 7,720        | .....         | 28,950       |
| Servia.....              | .....        | 1,014,624    | .....        | 143,369      | .....         | .....        |
| Japan.....               | 31,600,410   | 4,266,028    | 16,002,641   | 8,159,857    | 8,705,377     | 4,363,709    |
| Portugal.....            | .....        | 894,000      | .....        | 1,100,844    | .....         | 2,754,000    |
| Netherlands.....         | .....        | 147,400      | 437,259      | 562,800      | 724,452       | 265,320      |
| Norway.....              | .....        | 585,319      | .....        | 147,400      | .....         | 109,800      |
| Sweden.....              | .....        | 1,182,282    | .....        | 735,072      | .....         | 248,910      |
| Denmark.....             | .....        | 147,400      | 1,680,022    | 53,202       | 1,537,641     | 136,548      |
| Belgium.....             | .....        | 135,513      | 267,046      | .....        | .....         | 96,500       |
| Switzerland.....         | 1,544,000    | .....        | 1,544,000    | 424,600      | 1,158,000     | 115,800      |
| Turkey.....              | 920,962      | 440,435      | 1,388,586    | 442,721      | 279,871       | 248,330      |
| Arabia.....              | .....        | .....        | .....        | 1,022        | .....         | 1,022        |
| Egypt.....               | .....        | 519,830      | .....        | 856,114      | .....         | .....        |
| Abyssinia.....           | .....        | 720,133      | .....        | 401,440      | .....         | 201,724      |
| Persia.....              | .....        | .....        | 85,200       | 5,964,000    | .....         | .....        |
| Hongkong.....            | .....        | 23,836,427   | .....        | 3,150,000    | .....         | 34,596,185   |
| China.....               | .....        | 10,636,955   | .....        | .....        | .....         | .....        |
| Indo-China.....          | .....        | 2,773,428    | .....        | 4,580,800    | .....         | 5,738,397    |
| Tunis.....               | 632,500      | 347          | 579,232      | 347          | 579,232       | 347          |
| Canada.....              | .....        | 65,464       | .....        | 217,000      | .....         | 398,895      |
| Newfoundland.....        | .....        | .....        | .....        | 39,804       | .....         | 100,000      |
| Costa Rica.....          | 465,433      | .....        | .....        | .....        | 698,023       | 10,000       |
| Brazil.....              | .....        | .....        | .....        | .....        | 105,675       | .....        |
| Bolivia.....             | .....        | 1,182,282    | .....        | 1,948,094    | .....         | 1,941,582    |
| Peru.....                | .....        | 449,307      | 195,161      | 120,000      | 164,653       | 165,000      |
| Colombia.....            | .....        | 552,480      | .....        | .....        | .....         | .....        |
| Ecuador.....             | .....        | 623,687      | .....        | .....        | 964,700       | 50,000       |
| Chile.....               | 49           | .....        | .....        | .....        | .....         | .....        |
| British Honduras.....    | .....        | 20,000       | .....        | .....        | .....         | .....        |
| Santo Domingo.....       | .....        | 606,071      | .....        | 1,415,102    | .....         | 240,395      |
| German East Africa.....  | .....        | 127,440      | .....        | 174,900      | .....         | 73,567       |
| Straits Settlements..... | .....        | 134,000      | .....        | 452,000      | .....         | 636,000      |
| Morocco.....             | .....        | 873,509      | .....        | 606,918      | .....         | 443,120      |
| Mauritius.....           | .....        | 50,000       | .....        | .....        | .....         | 9,730        |
| Ceylon.....              | .....        | 150,000      | .....        | .....        | .....         | 97,320       |
| Siam.....                | .....        | .....        | 302          | 5,329,042    | .....         | 4,680,000    |
| Total.....               | 437,722,992  | 167,790,606  | 335,477,305  | 149,282,336  | 466,110,614   | 163,226,964  |

\*Rupee calculated at coining rate, \$0.4737. †Fiscal year 1899-1900, rupee calculated at \$0.3244. ‡Ruble calculated at coining rate, \$0.5145. §Florin calculated at coining rate, \$0.4052.



## SAVINGS BANKS OF THE UNITED STATES.

Aggregate savings deposits of savings banks, with the number of the depositors, by states and territories, in 1898-9 and 1899-1900.

| STATE OR TERRITORY.                      | 1898-9.               |                      |                             | 1899-1900.            |                      |                            |
|--|-----------------------|----------------------|-----------------------------|-----------------------|----------------------|----------------------------|
|  | Number of depositors. | Amount of deposits.* | Average due each depositor. | Number of depositors. | Amount of deposits.* | Average due each depositor |
| Eastern—Maine.....                       | 173,509               | \$62,583,435         | \$360.69                    | 183,103               | \$66,132,677         | \$361.18                   |
| New Hampshire.....                       | 183,174               | 52,131,879           | 391.45                      | 136,544               | 53,896,711           | 394.72                     |
| Vermont.....                             | 113,369               | 86,526,750           | 322.19                      | 118,354               | 88,290,394           | 323.52                     |
| Massachusetts.....                       | †1,405,900            | 509,215,854          | 347.36                      | †1,491,143            | 553,345,730          | 358.01                     |
| Rhode Island.....                        | 140,815               | 70,589,065           | 501.29                      | 142,086               | 73,489,539           | 517.18                     |
| Connecticut.....                         | 375,510               | 163,482,499          | 435.01                      | 393,137               | 174,135,195          | 442.94                     |
| Total.....                               | 2,402,637             | 894,529,482          | 372.31                      | 2,464,377             | 939,790,300          | 381.35                     |
| Middle—New York.....                     | 1,865,653             | 816,144,368          | 437.45                      | 2,036,016             | 922,081,596          | 452.89                     |
| New Jersey.....                          | †189,674              | 52,120,644           | 274.79                      | †202,682              | 57,886,922           | 285.60                     |
| Pennsylvania.....                        | 334,178               | 97,404,243           | 291.47                      | †361,220              | 105,416,854          | 291.84                     |
| Delaware.....                            | 15,641                | 4,512,769            | 288.52                      | 20,800                | 5,027,385            | 247.65                     |
| Maryland.....                            | 166,337               | 55,564,940           | 334.05                      | 171,130               | 57,857,276           | 338.09                     |
| District of Columbia.....                |                       |                      |                             | 3,390                 | 421,313              | 125.39                     |
| Total.....                               | 2,571,483             | 1,025,746,964        | 398.89                      | 2,794,708             | 1,148,691,356        | 411.02                     |
| Southern—West Virginia.....              | 4,127                 | 324,081              | 78.53                       | 12,369                | 1,926,407            | 155.74                     |
| North Carolina.....                      | 7,604                 | 1,218,319            | 160.22                      | 78,550                | 1,717,158            | 200.84                     |
| South Carolina.....                      | †3,565                | 2,042,337            | 572.89                      | †25,150               | 5,086,451            | 202.24                     |
| Florida.....                             |                       |                      |                             | 877                   | 225,395              | 257.01                     |
| Louisiana.....                           | 10,094                | 3,105,461            | 307.65                      | 10,518                | 3,284,892            | 312.31                     |
| Texas.....                               |                       |                      |                             | 2,980                 | 584,424              | 196.12                     |
| Tennessee.....                           | 17,678                | 2,023,686            | 114.47                      | 19,637                | 2,015,472            | 102.37                     |
| Total.....                               | 43,068                | 8,713,884            | 202.32                      | 80,131                | 14,840,199           | 185.20                     |
| Western—Ohio.....                        | 89,762                | 38,050,942           | 423.91                      | 199,592               | 44,535,975           | 447.18                     |
| Indiana.....                             | 20,191                | 5,323,607            | 263.66                      | 21,091                | 5,650,961            | 267.93                     |
| Illinois.....                            | 164,216               | \$50,898,655         | 309.95                      | †208,992              | \$64,777,036         | 309.95                     |
| Wisconsin.....                           | 2,350                 | 405,196              | 173.42                      | 2,945                 | 568,187              | 192.98                     |
| Minnesota.....                           | 46,000                | 10,664,228           | 236.18                      | 51,418                | 12,066,170           | 234.67                     |
| Iowa.....                                | †132,886              | 48,147,861           | 362.05                      | †160,773              | 58,208,115           | 362.05                     |
| Total.....                               | 455,505               | 153,690,489          | 337.41                      | 544,811               | 185,806,444          | 341.05                     |
| Pacific States and Territories—Utah..... | 5,217                 | 1,742,972            | 334.00                      | 6,522                 | 2,252,124            | 345.31                     |
| California.....                          | †209,908              | 145,943,163          | 637.75                      | †216,534              | 158,167,462          | 730.45                     |
| Total.....                               | 215,125               | 147,686,135          | 686.51                      | 223,056               | 160,419,586          | 719.19                     |
| Total United States.....                 | 5,687,818             | 2,230,366,954        | 392.13                      | 6,107,083             | 2,449,547,885        | 401.10                     |

\* Deposits subject to check not included. † Partly estimated. ‡ Estimated. § Savings deposits in state institutions having savings departments. ¶ Dec. 31, 1898.

## SAVINGS-BANK STATISTICS FROM 1820.

| YEAR.     | Number of banks. | Number of depositors. | Deposits.     | Average due each depositor. | Average per capita in the United States. |
|-----------|------------------|-----------------------|---------------|-----------------------------|--|
| 1820..... | 10               | 8,695                 | \$1,138,576   | \$131.86                    | \$0.12                                   |
| 1830..... | 36               | 38,085                | 6,973,804     | 193.09                      | .54                                      |
| 1840..... | 61               | 78,701                | 14,051,520    | 178.54                      | 1.82                                     |
| 1850..... | 108              | 251,354               | 43,431,130    | 217.78                      | 4.75                                     |
| 1860..... | 273              | 693,870               | 149,777,504   | 337.17                      | 14.26                                    |
| 1870..... | 517              | 1,630,846             | 549,374,358   | 389.71                      | 16.33                                    |
| 1880..... | 629              | 2,335,582             | 819,106,973   | 358.04                      | 25.29                                    |
| 1890..... | 921              | 4,258,866             | 1,524,844,506 | 358.03                      | 24.35                                    |
| 1891..... | 1,011            | 4,533,217             | 1,623,079,749 | 358.04                      | 25.29                                    |
| 1892..... | 1,059            | 4,781,605             | 1,712,769,026 | 358.20                      | 26.11                                    |
| 1893..... | 1,030            | 4,830,589             | 1,785,150,957 | 369.55                      | 26.63                                    |
| 1894..... | 1,024            | 4,777,687             | 1,747,961,280 | 365.86                      | 25.53                                    |
| 1895..... | 1,017            | 4,875,519             | 1,810,597,023 | 371.36                      | 25.88                                    |
| 1896..... | 988              | 5,065,494             | 1,907,156,277 | 376.50                      | 26.68                                    |
| 1897..... | 980              | 5,201,132             | 1,939,376,045 | 372.88                      | 26.56                                    |
| 1898..... | 979              | 5,385,746             | 2,065,631,288 | 383.54                      | 27.67                                    |
| 1899..... | 987              | 5,687,818             | 2,230,366,954 | 382.13                      | 29.24                                    |
| 1900..... | 1,002            | 6,107,083             | 2,449,547,885 | 401.10                      | 31.78                                    |

**SAVINGS BANKS OF THE WORLD.**  
[From the Swiss Journal of Statistics, 1900.]

| COUNTRY.             | Depositors. | Deposits.     | Per capita of population. | Average due each depositor. |
|----------------------|-------------|---------------|---------------------------|-----------------------------|
| Australasia.....     | 1,013,000   | \$150,482,100 | \$55.31                   | \$147.96                    |
| Austria-Hungary..... | 5,421,000   | 1,159,196,000 | 26.18                     | 213.83                      |
| Belgium.....         | 2,753,000   | 201,878,000   | 30.64                     | 73.34                       |
| Bulgaria.....        | 41,000      | 694,800       | .27                       | 16.75                       |
| Canada.....          | 176,000     | 57,734,200    | 10.21                     | 328.33                      |
| Denmark.....         | 1,063,000   | 173,159,600   | 75.15                     | 162.89                      |
| France.....          | 9,645,000   | 824,322,300   | 21.40                     | 85.28                       |
| Germany.....         | 13,500,000  | 1,833,500,000 | 36.32                     | 137.18                      |
| Great Britain.....   | 8,767,000   | 900,004,300   | 19.89                     | 90.81                       |
| Greece.....          | 5,000       | 733,400       | .29                       | 145.05                      |
| Italy.....           | 4,976,000   | 414,255,200   | 13.16                     | 83.25                       |
| Japan.....           | 3,001,000   | 51,434,500    | 1.48                      | 17.13                       |
| Netherlands.....     | 925,000     | 52,322,300    | 10.45                     | 56.54                       |
| Norway.....          | 615,000     | 74,169,900    | 35.85                     | 120.58                      |
| Portugal.....        |             | 12,013,200    | 2.45                      |                             |
| Roumania.....        | 113,000     | 6,098,800     | 1.19                      | 53.99                       |
| Russia (Europe)..... | 2,160,000   | 210,177,000   | 1.97                      | 97.31                       |
| Servia.....          | 11,000      | 1,601,900     | .67                       | 145.36                      |
| Spain.....           | 212,000     | 29,300,900    | 1.68                      | 137.73                      |
| Sweden.....          | 1,064,000   | 121,474,200   | 24.47                     | 72.99                       |
| Switzerland.....     | 1,300,000   | 193,000,000   | 62.78                     | 148.45                      |
| United States.....   | 6,107,000   | 2,449,548,000 | 32.10                     | 401.09                      |

**FINANCES OF TWENTY AMERICAN CITIES COMPARED (1900\*).**  
[From compilation by Hugo Grosser, Chicago city statistician.]

**BONDED DEBT, TAXES AND REVENUES.**

| CITY.                 | Bonded debt.    | Debt per capita. | Revenue from taxes. | Taxes per capita. | Total revenues.  | Rev. per cap. |
|-----------------------|-----------------|------------------|---------------------|-------------------|------------------|---------------|
| New York.....         | \$32,013,499.39 | \$114.04         | \$72,298,295.04     | \$21.03           | \$192,434,028.00 | \$56.98       |
| Chicago.....          | 16,328,450.00   | 9.61             | 12,243,268.00       | 7.20              | 32,039,268.88    | 18.86         |
| Philadelphia.....     | 54,919,595.00   | 42.45            | 16,547,697.01       | 12.79             | 42,018,029.79    | 32.47         |
| St. Louis.....        | 19,105,594.00   | 33.21            | 4,223,613.55        | 7.35              | 13,395,698.31    | 23.28         |
| Boston.....           | 81,629,128.95   | 145.53           | 16,110,870.37       | 28.72             | 48,365,357.69    | 66.22         |
| Baltimore.....        | 40,003,882.95   | 78.59            | 5,847,855.08        | 11.43             | 11,011,521.18    | 21.63         |
| Cleveland.....        | 13,142,445.00   | 34.42            | 1,915,694.14        | 5.01              | 9,398,113.31     | 24.61         |
| Buffalo.....          | 16,051,799.80   | 45.55            | 4,512,908.03        | 12.80             | 8,541,914.08     | 24.24         |
| San Francisco.....    | 250,000.00      | .72              | 5,700,988.07        | 16.63             | 9,419,691.29     | 23.64         |
| Cincinnati.....       | 26,997,400.00   | 82.83            | 3,443,535.11        | 10.56             | 8,178,895.08     | 25.08         |
| Pittsburg.....        | 22,146,701.37   | 68.86            | 5,387,497.74        | 16.75             | 16,370,771.14    | 50.30         |
| Detroit.....          | 6,634,074.40    | 23.28            | 3,601,514.53        | 12.60             | 6,611,163.55     | 23.13         |
| Washington, D. C..... | 15,091,300.00   | 54.14            | 3,020,328.59        | 10.83             | 9,225,033.32     | 33.09         |
| Jersey City.....      | 19,295,193.87   | 93.32            | 2,476,526.62        | 11.99             | 7,105,712.88     | 34.42         |
| Louisville.....       | 8,256,000.00    | 40.32            | 2,349,743.49        | 11.47             | 5,010,957.64     | 14.70         |
| Minneapolis.....      | 3,375,000.00    | 41.31            | 2,535,322.83        | 12.80             | 4,737,722.55     | 23.46         |
| Providence.....       | 16,439,000.00   | 93.60            | 3,085,252.93        | 17.57             | 9,782,839.37     | 53.71         |
| Indianapolis.....     | 2,135,700.00    | 12.62            | 690,127.42          | 4.13              | 1,435,245.50     | 8.43          |
| Kansas City.....      | 3,638,900.00    | 22.40            | 1,428,726.53        | 8.72              | 2,247,427.17     | 13.72         |
| St. Paul.....         | 9,081,100.00    | 55.68            | 1,539,607.79        | 8.21              | 3,192,869.69     | 19.58         |

**PER CAPITA EXPENDITURES.**

| CITY.                 | Schools. | Police. | Fire.  | Health. | Lighting. | Street cleaning, etc. | Total for all purposes |
|-----------------------|----------|---------|--------|---------|-----------|-----------------------|------------------------|
| New York.....         | \$1.94   | \$3.24  | \$1.32 | \$0.30  | \$0.96    | \$1.47                | \$54.67                |
| Chicago.....          | 4.07     | 1.98    | .92    | .10     | .53       | .47                   | 15.37                  |
| Philadelphia.....     | 3.61     | 2.28    | .82    | .23     | .86       | .73                   | 23.67                  |
| St. Louis.....        |          | 2.81    | 1.28   | .22     | .73       | .56                   | 15.51                  |
| Boston.....           | 6.62     | 2.96    | 2.20   | .30     | 1.29      | 2.00                  | 78.63                  |
| Baltimore.....        | 2.39     | 1.77    | .89    | .15     | .76       | .75                   | 20.12                  |
| Cleveland.....        |          | 1.04    | 1.24   | .16     | .60       | .51                   | 18.09                  |
| Buffalo.....          | 2.80     | 2.19    | 1.84   | .14     | .97       | .82                   | 21.80                  |
| San Francisco.....    | 3.71     | 2.56    | 1.80   | .64     | .69       | .61                   | 26.24                  |
| Cincinnati.....       |          | 1.75    | 1.41   | .12     | 1.03      | .69                   | 21.03                  |
| Pittsburg.....        | 2.12     | 1.51    | 1.47   | .25     | .94       | 1.34                  | 33.80                  |
| Detroit.....          | 3.12     | 1.95    | 1.99   | .12     | .42       | .75                   | 17.65                  |
| Washington, D. C..... | 4.37     | 2.34    | .90    | .24     | .83       | .83                   | 26.43                  |
| Jersey City.....      | 2.82     | 1.97    | 1.19   | .13     | .82       | .28                   | 31.40                  |
| Louisville.....       | 2.17     | 1.43    | 1.31   | .04     | .67       | .50                   | 13.65                  |
| Minneapolis.....      | 5.64     | 1.04    | 1.59   | .11     | 1.72      | 1.05                  | 19.47                  |
| Providence.....       | 3.78     | 2.05    | 1.99   | .13     | 1.70      | .50                   | 54.62                  |
| Indianapolis.....     | 4.34     | .88     | 1.03   | .30     | .66       | .77                   | 8.30                   |
| Kansas City.....      |          | 1.38    | 1.23   | .24     | .47       | .35                   | 9.19                   |
| St. Paul.....         | 2.73     | 1.17    | 1.25   | .05     | .88       | 1.10                  | 18.89                  |

\*The fiscal years vary in some of the cities included in the tables and the methods of computing revenues and expenditures are dissimilar, but the results arrived at are believed to be substantially correct.

NATIONAL DEBTS OF THE WORLD.

[From report prepared by O. P. Austin, chief of bureau of statistics.]

| COUNTRY.            | Year. | Total in United States currency. | Rates of interest. Per ct. | Interest and other annual charges (budget estimate). | Revenue.      | Expenditure.  | PER CAPITA OF |           |          |
|---------------------|-------|----------------------------------|----------------------------|--|---------------|---------------|---------------|-----------|----------|
|                     |       |                                  |                            |  |               |               | Debt.         | Interest. | Revenue. |
| Argentina.....      | 1900  | \$509,604,444                    | 4½-6                       | \$26,902,377   | \$63,339,188  | \$63,283,632  | \$128.85      | \$6.80    | \$16.01  |
| Australasia.....    | 1900  | 1,188,055,000                    | 3-5                        | 45,458,000   | 167,335,000   | 161,738,000   | 263.90        | 10.14     | 37.48    |
| Austria-Hungary     | 1900  | 1,154,791,000                    | 3-4                        | 51,175,283   | 73,659,000    | 73,659,000    | 25.80         | 1.14      | 1.64     |
| Austria.....        | 1900  | 642,194,000                      | 3-5                        | 30,949,000   | 215,237,000   | 215,208,000   | 24.89         | 1.20      | 8.34     |
| Hungary.....        | 1900  | 904,941,000                      | 3-4                        | 41,892,000   | 209,001,000   | 208,509,000   | 47.75         | 2.22      | 11.02    |
| Belgium.....        | 1899  | 504,459,540                      | 2½-3                       | 19,536,811   | 85,494,672    | 83,883,860    | 75.63         | 2.93      | 12.81    |
| Bolivia.....        | 1898  | 2,336,268                        | 4-5                        | *115,000   | 3,431,000     | 3,712,000     | 1.16          | .05       | 1.70     |
| Brazil.....         | 1898  | 480,995,000                      | 4-5                        | *21,500,000  | 90,152,000    | 70,061,000    | 33.56         | 1.50      | 6.29     |
| British colonies†   | 1899  | 265,541,000                      | 3-6                        | *10,500,000  | 79,956,595    | 81,071,024    | 25.43         | 1.04      | 7.95     |
| Canada.....         | 1900  | 265,494,000                      | 2½-5                       | 13,332,000   | 51,030,000    | 42,975,000    | 50.59         | 2.55      | 9.72     |
| Chile.....          | 1898  | 113,240,000                      | 4½-5                       | 965,455  | 43,206,000    | 38,052,000    | 36.41         | .31       | 13.90    |
| China.....          | 1899  | 287,123,500                      | 4½-7                       | *12,000,000  | *73,500,000   | *73,500,000   | .72           | .03       | .18      |
| Colombia.....       | 1898  | 15,800,000                       | 3-5                        | 887,000  | 7,031,000     | 8,000,000     | 3.95          | .22       | 1.76     |
| Costa Rica.....     | 1899  | 13,124,000                       | 3-5                        | *525,000   | 3,513,000     | 3,180,000     | 43.75         | 1.75      | 11.71    |
| Denmark.....        | 1899  | 55,795,724                       | 3                          | 1,881,812  | 19,247,008    | 20,619,361    | 24.15         | .82       | 8.83     |
| Ecuador.....        | 1897  | 7,882,455                        | 3½-5                       | 1,000,000  | 3,564,000     | 3,630,000     | 6.21          | .86       | 2.80     |
| Egypt.....          | 1899  | 500,402,729                      | 3-4½                       | 20,063,657   | 57,324,345    | 54,437,259    | 53.61         | 2.15      | 6.04     |
| France.....         | 1900  | 5,800,631,814                    | 3-3½                       | 241,762,029  | 691,349,500   | 691,291,132   | 150.61        | 6.28      | 17.95    |
| German empire.....  | 1900  | 557,626,622                      | 3-3½                       | 18,283,441   | 471,002,000   | 489,804,000   | 9.96          | .33       | 8.89     |
| German states.....  | 1900  | 2,015,958,000                    |                            |  |               |               |               |           |          |
| Greece.....         | 1900  | 168,548,444                      | 4-5                        | 6,299,750  | 13,650,533    | 13,626,200    | 69.25         | 2.58      | 5.61     |
| Guatemala.....      | 1899  | 20,826,507                       | 4-5                        | *950,000   | 2,687,000     | 2,643,000     | 13.23         | .60       | 1.70     |
| Honduras.....       | 1899  | 89,376,920                       | 4-5                        | 1,125,190  | 1,114,429     | 1,119,259     | 219.60        | 2.76      | 2.74     |
| India—British.....  | 1899  | 1,081,603,705                    | 2½-4½                      | 33,971,400   | 328,955,954   | 316,103,507   | 4.67          | .15       | 1.49     |
| Italy.....          | 1899  | 2,588,983,780                    | 3½-5                       | 114,177,185  | 317,349,332   | 313,276,071   | 81.11         | 3.58      | 9.96     |
| Japan.....          | 1899  | 206,799,994                      | 3-5                        | 18,126,702   | 121,433,725   | 119,964,895   | 4.73          | .41       | 2.78     |
| Mexico.....         | 1900  | 166,771,428                      | 2-3                        | 10,689,689   | 29,267,131    | 26,065,775    | 13.86         | .84       | 2.32     |
| Netherlands.....    | 1899  | 466,419,294                      | 2½-3                       | 14,117,838   | 58,323,000    | 60,922,000    | 90.74         | 2.74      | 11.35    |
| Nicaragua.....      | 1898  | 4,901,819                        | 4-6                        | *200,000   | *1,459,950    | *2,453,250    | 9.80          | .40       | 2.92     |
| Norway.....         | 1899  | 53,211,132                       | 3-3½                       | 1,423,884  | 21,497,420    | 20,912,308    | 25.08         | .67       | 10.11    |
| Paraguay.....       | 1898  | 19,972,000                       | 3-4½                       | *800,000   | 844,000       | 892,000       | 30.45         | 1.22      | 1.28     |
| Peru.....           | 1898  | 20,321,784                       | 4-6                        | *900,000   | 5,914,000     | 6,072,000     | 4.41          | .19       | 1.28     |
| Portugal.....       | 1899  | 670,221,354                      | 3-4½                       | 21,550,329   | 56,393,000    | 56,237,000    | 143.82        | 4.62      | 12.09    |
| Roumania.....       | 1899  | 280,135,491                      | 4-5                        | 17,304,395   | 23,001,000    | 23,439,000    | 47.37         | 3.00      | 4.74     |
| Russia.....         | 1899  | 3,167,320,000                    | 3-5                        | 141,519,000  | 891,772,000   | 921,068,000   | 24.56         | 1.10      | 6.91     |
| Serbia.....         | 1899  | 81,972,118                       | 4-5                        | 3,907,478  | 15,144,548    | 14,842,825    | 33.43         | 1.59      | 6.17     |
| Spain.....          | 1899  | 1,727,994,620                    | 4-5                        | 80,782,000   | 170,998,000   | 174,752,000   | 95.53         | 4.46      | 9.45     |
| Sweden.....         | 1899  | 85,154,320                       | 3-3½                       | 3,173,388  | 39,043,000    | 39,043,000    | 16.71         | .62       | 7.66     |
| Switzerland.....    | 1899  | 15,919,219                       | 3½                         | 820,000  | 19,392,000    | 18,924,000    | 5.10          | .26       | 6.21     |
| Turkey.....         | 1899  | 726,511,195                      | 3-5                        | 28,419,600   | 81,893,462    | 81,533,341    | 29.25         | 1.14      | 3.29     |
| United kingdom..... | 1900  | 3,060,926,304                    | 2½-2¾                      | 112,985,531  | 583,201,360   | 650,258,113   | 74.83         | 2.76      | 14.26    |
| United States‡..... | 1900  | 1,107,711,257                    | 2-4                        | 33,545,130   | 669,595,431   | 590,068,371   | 14.52         | .44       | 8.78     |
| Uruguay.....        | 1899  | 124,374,189                      | 3½-5                       | 6,056,000  | 16,008,000    | 16,008,000    | 148.06        | 7.20      | 19.77    |
| Venezuela.....      | 1898  | 37,725,814                       | 4-5                        | 1,949,686  | 6,452,000     | 8,790,000     | 14.51         | .73       | 2.48     |
| Total.....          |       | 31,201,759,274                   |                            | 1,214,871,504  | 5,883,392,563 | 5,875,645,277 | 24.15         |           |          |

\*Estimated. †Except Australasia, Canada and British India. ‡Figures for June 30, 1900.

TERRITORIAL GROWTH OF THE UNITED STATES.

Territorial expansion of the United States by purchase, treaty cession and annexation.

| ACQUISITION.                        | Year ac- quired. | Area in sq. miles. | Price paid.  | ACQUISITION.            | Year ac- quired. | Area in sq. miles. | Price paid.  |
|-------------------------------------|------------------|--------------------|--------------|-------------------------|------------------|--------------------|--------------|
| Original territory.....             |                  | 827,844            |              | Hawaii.....             | 1898             | 6,449              | Annexed      |
| Louisiana.....                      | 1803             | 1,182,752          | \$27,267,621 | Porto Rico.....         |                  | 3,600              |              |
| Florida.....                        | 1819             | 59,268             | 6,483,768    | Philippine islands..... |                  | 114,000            | \$20,000,000 |
| Texas.....                          | 1845             | 371,063            | 9,700,000    | Guam.....               | 1899             | 200                |              |
| Buy of Texas.....                   | 1846             | 98,707             | 16,000,000   | Wake Island.....        | 1899             | 883                |              |
| Mexican purchase.....               | 1848             | 522,568            | 15,000,000   | Tutulla gro'p.....      | 1899             |                    | Annexed      |
| Gadsden purchase (from Mexico)..... | 1853             | 45,533             | 10,000,000   | Cagayan de Jolo.....    | 1900             | 70                 | Annexed      |
| Alaska.....                         | 1867             | 590,884            | 7,000,000    | Sibutu.....             |                  |                    | 100,000      |

## THIRTY YEARS' PROGRESS.

This table, prepared by the statistical bureau of the treasury department, shows the advance of the United States in its material resources in the last thirty years.

|  | 1870.         | 1880.         | 1890.         | 1895.         | 1900.         | Per cent<br>inc. or<br>decre.<br>1870-1900<br>(+ or -). |
|--|---------------|---------------|---------------|---------------|---------------|---|
| Population.....  | 38,558,371    | 50,155,783    | 62,622,250    | 69,878,000    | 76,303,387    | +98   |
| Salaries paid in public schools...dollars                      | 37,832,556    | 55,942,972    | 91,336,484    | 113,872,388   | *128,662,880  | +240  |
| Newspapers and periodicals published...                        | 5,871         | 11,314        | 16,930        | 19,530        | *21,178       | +261  |
| Postoffices in existence.....                                  | 28,492        | 42,989        | 62,401        | 70,064        | 76,688        | +169  |
| Receipts of postoffice dept.....dollars                        | 19,772,221    | 33,315,479    | 60,882,097    | 76,983,128    | 102,354,579   | +418  |
| Tel. messages sent.....  | 9,157,646     | 29,215,509    | 63,358,762    | 70,801,207    | 79,686,227    | +770  |
| Railways in operation.....miles                                | 52,922        | 93,262        | 166,703       | 181,115       | *190,833      | +261  |
| Tons of freight carried 1 mile.....                            | .....         | .....         | .....         | .....         | .....         | .....   |
| Av. freight rate per ton mile.....dollars                      | 1.94          | 1.17          | .93           | .84           | *.73          | .....   |
| Tonnage of vessels passing through Sault Ste. Marie canal..... | 690,826       | 1,734,890     | 8,454,435     | 16,806,781    | 22,315,834    | .....   |
| Wheat produced...bu.   | 235,884,700   | 498,549,868   | 893,262,000   | 467,102,947   | 522,229,505   | +121  |
| Corn produced...bu.  | 1,094,255,000 | 1,717,434,593 | 1,489,970,000 | 2,151,138,580 | 2,105,102,516 | +32   |
| Cotton produced...lbs  | 1,451,401,357 | 2,771,797,156 | 3,627,306,183 | 5,036,364,409 | 4,757,062,942 | +238  |
| Cotton (domestic) taken by mills...bales                       | 857,000       | 1,795,000     | 2,325,000     | 2,871,000     | 3,644,000     | +325  |
| Coal produced...tons   | 32,863,000    | 63,822,830    | 140,866,931   | 172,436,366   | *238,877,182  | +626  |
| Petroleum...gals.  | 185,282,672   | 836,894,132   | 1,466,867,546 | 2,072, 69,672 | 2,396,975,700 | +1,198  |
| Pig iron produced...tons                                       | 1,635,179     | 3,835,191     | 9,202,703     | 9,446,308     | 13,789,242    | +728  |
| Steel produced...tons  | 68,750        | 1,247,335     | 4,277,071     | 6,114,834     | 10,639,857    | .....   |
| Imports of manufactures of iron and steel.....dollars          | 32,665,454    | 71,266,699    | 41,679,501    | 23,048,515    | 20,478,728    | -   |
| Exports of manufactures of iron and steel.....dollars          | 11,002,902    | 14,716,524    | 25,542,208    | 32,009,989    | 121,913,548   | +1,008  |
| Imp. of raw silk for manufacturing...lbs                       | 583,589       | 2,562,236     | 7,347,909     | 8,995,839     | 13,043,714    | +2,135  |
| Imp. of crude rubber for manuf'g...lbs                         | 9,624,098     | 16,826,099    | 33,842,374    | 39,741,607    | 49,377,138    | +413  |
| Exports of manufactures.....dollars                            | 68,279,764    | 102,856,015   | 151,102,376   | 183,595,743   | 433,854,756   | +535  |
| Exp. of agricultural products.....dollars                      | 361,188,483   | 675,961,091   | 629,820,808   | 553,210,026   | 835,858,123   | +132  |
| Total exports...dollars  | 392,771,768   | 835,638,658   | 857,828,684   | 807,588,165   | 1,394,433,062 | +256  |
| Total imports...dollars  | 435,958,408   | 667,954,746   | 789,310,409   | 731,969,945   | 819,941,184   | +95   |
| Total money in circulation.....dollars                         | 675,212,794   | 973,382,228   | 1,429,251,270 | 1,601,968,473 | 2,055,150,998 | +204  |
| Per capita money in circulation...dollars                      | 17.50         | .....         | .....         | .....         | 26.94         | +54   |
| Deposits in savings banks.....dollars                          | 549,874,358   | 819,106,973   | 1,524,844,506 | 1,810,597,023 | 2,449,547,885 | +345  |
| Number of depositors in savings banks....                      | 1,630,846     | 2,335,582     | 4,268,836     | 4,875,519     | 6,107,083     | +274  |
| American vessels, domestic trade...tons                        | 2,729,707     | 2,715,224     | 3,477,802     | 3,797,773     | 4,338,145     | +59   |
| American vessels, foreign trade.....tons                       | 1,516,800     | 1,352,810     | 946,635       | 838,187       | 826,694       | -46   |
| American vessels, gr't lakes only...tons                       | 684,704       | 605,102       | 1,063,063     | 1,241,459     | 1,565,587     | +129  |

\*Preliminary data. †No data. ‡1882.

## WAR OF THE REBELLION RECORDS.

Publication of this colossal work was begun in 1874 and was completed early in 1901. It consists of 128 octavo volumes of about 1,200 pages each and 178 plates. Eleven thousand copies were originally or-

dered printed, but by subsequent acts of congress the number was increased by about 4,000. Most of them have been distributed among congressmen and officials in the executive departments of the government.

## STATISTICS OF AGRICULTURE.

[The following tables are from reports by the statistician of the department of agriculture, Washington, D. C.]

## WHEAT CROP OF THE WORLD (1895-1900\*).

| COUNTRY.                    | 1895.           | 1896.           | 1897.           | 1898.           | 1899.           | 1900.           |
|-----------------------------|-----------------|-----------------|-----------------|-----------------|-----------------|-----------------|
|                             | <i>Bushels.</i> | <i>Bushels.</i> | <i>Bushels.</i> | <i>Bushels.</i> | <i>Bushels.</i> | <i>Bushels.</i> |
| United States.....          | 467,103,000     | 427,684,000     | 530,149,000     | 675,149,000     | 547,304,000     | 522,230,000     |
| Ontario.....                | 18,183,000      | 19,184,000      | 29,765,000      | 33,042,000      | 22,158,000      | 24,106,000      |
| Manitoba.....               | 82,777,000      | 14,825,000      | 18,887,000      | 26,112,000      | 28,802,000      | 13,436,000      |
| Rest of Canada.....         | 6,500,000       | 6,800,000       | 7,500,000       | 9,000,000       | 9,000,000       | 7,000,000       |
| Total Canada.....           | 57,460,000      | 40,809,000      | 56,102,000      | 68,154,000      | 59,960,000      | 44,542,000      |
| Mexico.....                 | 10,035,000      | 22,555,000      | 9,700,000       | 15,000,000      | 15,000,000      | 15,000,000      |
| Total North America.....    | 534,598,000     | 491,048,000     | 595,951,000     | 758,303,000     | 622,264,000     | 581,772,000     |
| Chile.....                  | 15,000,000      | 12,000,000      | 10,500,000      | 10,000,000      | 13,000,000      | 12,000,000      |
| Argentina.....              | 60,000,000      | 41,433,000      | 25,410,000      | 46,603,000      | 92,167,000      | 101,266,000     |
| Uruguay.....                | 8,915,000       | 4,059,000       | 3,600,000       | 6,000,000       | 7,164,000       | 6,891,000       |
| Total South America.....    | 83,915,000      | 57,492,000      | 39,510,000      | 66,603,000      | 112,331,000     | 120,157,000     |
| Great Britain.....          | 38,348,000      | 58,851,000      | 56,672,000      | 75,330,000      | 67,594,000      | 55,330,000      |
| Ireland.....                | 1,109,000       | 1,194,000       | 1,355,000       | 1,856,000       | 1,731,000       | 1,735,000       |
| Total United Kingdom.....   | 39,457,000      | 60,045,000      | 58,027,000      | 77,186,000      | 69,325,000      | 57,065,000      |
| Norway.....                 | 260,000         | 300,000         | 300,000         | 300,000         | 260,000         | 300,000         |
| Sweden.....                 | 3,705,000       | 4,704,000       | 4,678,000       | 4,542,000       | 4,430,000       | 5,249,000       |
| Denmark.....                | 3,467,000       | 3,689,000       | 3,474,000       | 2,991,000       | 3,500,000       | 3,500,000       |
| Netherlands.....            | 4,282,000       | 5,045,000       | 4,290,000       | 5,000,000       | 4,300,000       | 4,300,000       |
| Belgium.....                | 12,878,000      | 13,748,000      | 11,967,000      | 14,069,000      | 12,400,000      | 12,000,000      |
| France.....                 | 340,432,000     | 339,793,000     | 246,596,000     | 363,498,000     | 366,079,000     | 309,885,000     |
| Spain.....                  | 81,218,000      | 71,892,000      | 94,637,000      | 99,000,000      | 88,000,000      | 105,000,000     |
| Portugal.....               | 7,000,000       | 5,600,000       | 8,200,000       | 7,800,000       | 6,200,000       | 8,000,000       |
| Switzerland.....            | 118,162,000     | 145,233,000     | 86,919,000      | 137,345,000     | 137,912,000     | 119,750,000     |
| Germany.....                | 5,000,000       | 4,800,000       | 4,300,000       | 4,500,000       | 4,200,000       | 4,500,000       |
| Austria.....                | 116,545,000     | 125,661,000     | 119,908,000     | 132,557,000     | 141,369,000     | 141,139,000     |
| Hungary.....                | 11,770,000      | 44,004,000      | 35,859,000      | 47,357,000      | 42,282,000      | 42,500,000      |
| Croatia-Slavonia.....       | 158,012,000     | 149,954,000     | 83,590,000      | 128,140,000     | 138,060,000     | 137,000,000     |
| Bosnia-Herzegovina.....     | 8,661,000       | 9,614,000       | 6,271,000       | 11,408,000      | 9,500,000       | 8,400,000       |
| Total Austria-Hungary.....  | 210,443,000     | 205,622,000     | 127,720,000     | 189,005,000     | 191,842,000     | 189,650,000     |
| Roumania.....               | 68,502,000      | 71,134,000      | 36,448,000      | 58,457,000      | 26,064,000      | 56,463,000      |
| Bulgaria.....               | 37,000,000      | 43,275,000      | 30,739,000      | 35,000,000      | 24,000,000      | 30,000,000      |
| Servia.....                 | 9,400,000       | 9,300,000       | 12,500,000      | 11,000,000      | 8,500,000       | 10,000,000      |
| Montenegro.....             | 220,000         | 220,000         | 200,000         | 220,000         | 200,000         | 220,000         |
| Turkey in Europe.....       | 21,500,000      | 24,000,000      | 17,800,000      | 25,000,000      | 15,000,000      | 20,000,000      |
| Greece.....                 | 4,000,000       | 4,800,000       | 3,200,000       | 4,000,000       | 2,000,000       | 3,000,000       |
| Russia proper.....          | 292,272,000     | 300,423,000     | 238,557,000     | 334,246,000     | 314,876,000     | 319,193,000     |
| Poland.....                 | 17,357,000      | 19,476,000      | 17,805,000      | 21,691,000      | 21,544,000      | 19,722,000      |
| North Caucasus.....         | 67,127,000      | 43,148,000      | 29,858,000      | 52,251,000      | 57,313,000      | 56,948,000      |
| Finland.....                | 100,000         | 98,000          | 90,000          | 100,000         | 90,000          | 90,000          |
| Total Russia in Europe..... | 376,886,000     | 365,145,000     | 286,338,000     | 408,288,000     | 393,323,000     | 395,958,000     |
| Total Europe.....           | 1,460,357,000   | 1,509,066,000   | 1,158,236,000   | 1,579,758,000   | 1,499,604,000   | 1,475,472,000   |
| Siberia.....                | 30,599,000      | 34,160,000      | 42,835,000      | 36,157,000      | 45,478,000      | 20,172,000      |
| Central Asia.....           | 7,462,000       | 12,830,000      | 11,087,000      | 14,944,000      | 14,988,000      | 6,959,000       |
| Trans-Caucasia.....         | 47,000,000      | 42,000,000      | 40,000,000      | 40,000,000      | 33,000,000      | 35,000,000      |
| Total Russia in Asia.....   | 85,061,000      | 88,990,000      | 93,922,000      | 91,101,000      | 93,411,000      | 62,131,000      |
| Turkey in Asia.....         | 45,000,000      | 44,000,000      | 48,000,000      | 44,000,000      | 35,200,000      | 30,000,000      |
| Cyprus.....                 | 2,200,000       | 2,400,000       | 2,400,000       | 2,400,000       | 2,000,000       | 2,400,000       |
| Persia.....                 | 22,000,000      | 20,000,000      | 20,000,000      | 17,600,000      | 16,000,000      | 16,000,000      |
| British India.....          | 255,244,000     | 205,743,000     | 191,257,000     | 259,670,000     | 232,585,000     | 182,582,000     |
| Japan.....                  | 20,341,000      | 18,187,000      | 19,509,000      | 20,000,000      | 20,000,000      | 20,000,000      |
| Total Asia.....             | 431,146,000     | 379,320,000     | 375,088,000     | 434,771,000     | 399,196,000     | 313,113,000     |
| Algeria.....                | 26,739,000      | 23,631,000      | 18,000,000      | 24,118,000      | 15,000,000      | 23,000,000      |
| Tunis.....                  | 7,500,000       | 5,600,000       | 5,000,000       | 6,500,000       | 4,800,000       | 6,400,000       |
| Egypt.....                  | 14,000,000      | 12,000,000      | 12,000,000      | 14,000,000      | 14,000,000      | 14,000,000      |
| Cape Colony.....            | 2,542,000       | 2,257,000       | 2,200,000       | 2,012,000       | 2,000,000       | 2,000,000       |
| Total Africa.....           | 50,835,000      | 43,488,000      | 37,200,000      | 46,630,000      | 35,800,000      | 45,400,000      |

## WHEAT CROP OF THE WORLD.—CONTINUED.

| COUNTRY.               | 1895.           | 1896.           | 1897.           | 1898.           | 1899.           | 1900.           |
|------------------------|-----------------|-----------------|-----------------|-----------------|-----------------|-----------------|
|                        | <i>Bushels.</i> | <i>Bushels.</i> | <i>Bushels.</i> | <i>Bushels.</i> | <i>Bushels.</i> | <i>Bushels.</i> |
| West Australia.....    | 176,000         | 194,000         | 252,000         | 421,000         | 892,000         | 1,018,000       |
| South Australia.....   | 8,027,000       | 6,116,000       | 2,895,000       | 4,141,000       | 9,055,000       | 8,720,000       |
| Queensland.....        | 582,000         | 128,000         | 620,000         | 1,041,000       | 626,000         | 634,000         |
| New South Wales.....   | 7,263,000       | 5,359,000       | 9,132,000       | 10,833,000      | 9,573,000       | 14,033,000      |
| Victoria.....          | 11,807,000      | 5,848,000       | 7,315,000       | 10,914,000      | 20,198,000      | 15,718,000      |
| Tasmania.....          | 899,000         | 1,202,000       | 1,327,000       | 1,721,000       | 2,576,000       | 1,136,000       |
| New Zealand.....       | 3,727,000       | 7,059,000       | 6,113,000       | 5,849,000       | 13,485,000      | 8,852,000       |
| Total Australasia..... | 32,461,000      | 25,906,000      | 27,652,000      | 34,980,000      | 56,212,000      | 50,111,000      |

## RECAPITULATION BY CONTINENTS.

|                    |               |               |               |               |               |               |
|--------------------|---------------|---------------|---------------|---------------|---------------|---------------|
| North America..... | 534,598,000   | 491,048,000   | 595,951,000   | 758,308,000   | 622,264,000   | 581,772,000   |
| South America..... | 83,915,000    | 57,432,000    | 38,510,000    | 66,909,000    | 112,531,000   | 120,157,000   |
| Europe.....        | 1,460,357,000 | 1,508,065,000 | 1,158,236,000 | 1,579,758,000 | 1,494,004,000 | 1,475,472,000 |
| Asia.....          | 431,146,000   | 379,320,000   | 375,088,000   | 434,771,000   | 399,196,000   | 313,113,000   |
| Africa.....        | 50,835,000    | 43,488,000    | 37,200,000    | 46,639,000    | 85,800,000    | 45,400,000    |
| Australasia.....   | 32,461,000    | 25,906,000    | 27,652,000    | 34,980,000    | 56,212,000    | 50,111,000    |
| Total.....         | 2,593,312,000 | 2,506,320,000 | 2,233,637,000 | 2,921,045,000 | 2,725,407,000 | 2,586,025,000 |

\*This and the following table embody such official figures as are available in regard to wheat and corn, together with commercial or other estimates for a number of countries for which official data are not furnished. There are many countries which not only issue no official figures, but for which not even rough estimates, or information upon which to base them, can be had; and these are necessarily omitted from the tables. They are, however, for the most part countries whose production enters to a very limited extent into the world's commerce in the articles named, and the part of the world's production covered by the tables embraces substantially all that is of much commercial importance.

## CORN CROP OF THE COUNTRIES NAMED (1894-99).

| COUNTRY.                      | 1894.           | 1895.           | 1896.           | 1897.           | 1898.           | 1899.           |
|-------------------------------|-----------------|-----------------|-----------------|-----------------|-----------------|-----------------|
|                               | <i>Bushels.</i> | <i>Bushels.</i> | <i>Bushels.</i> | <i>Bushels.</i> | <i>Bushels.</i> | <i>Bushels.</i> |
| United States.....            | 1,212,770,000   | 2,151,138,000   | 2,283,175,000   | 1,902,968,000   | 1,924,185,000   | 2,073,144,000   |
| Ontario.....                  | 16,788,000      | 25,632,000      | 24,830,000      | 25,441,000      | 24,181,000      | 22,536,000      |
| Mexico.....                   | 77,273,000      | 71,906,000      | 76,264,000      | 121,895,000     | 100,000,000     | 110,000,000     |
| Total North America.....      | 1,306,831,000   | 2,248,646,000   | 2,384,269,000   | 2,050,302,000   | 2,048,366,000   | 2,210,500,000   |
| Chile.....                    | 5,000,000       | 9,000,000       | 9,000,000       | 8,000,000       | 9,932,000       | 9,000,000       |
| Argentina.....                | 16,000,000      | 72,000,000      | 80,000,000      | 40,000,000      | 56,000,000      | 75,000,000      |
| Uruguay.....                  | 5,252,000       | 5,840,000       | 5,000,000       | 4,000,000       | 4,000,000       | 6,000,000       |
| Total South America.....      | 26,252,000      | 86,840,000      | 94,000,000      | 52,000,000      | 69,932,000      | 90,000,000      |
| France.....                   | 27,419,000      | 26,163,000      | 30,426,000      | 30,401,000      | 23,496,000      | 25,548,000      |
| Spain.....                    | 19,085,000      | 15,714,000      | 18,252,000      | 17,000,000      | 18,000,000      | 24,667,000      |
| Portugal.....                 | 15,000,000      | 15,000,000      | 15,000,000      | 15,500,000      | 15,500,000      | 16,000,000      |
| Italy.....                    | 59,603,000      | 70,483,000      | 79,910,000      | 65,891,000      | 79,640,000      | 88,536,000      |
| Austria.....                  | 13,795,000      | 18,720,000      | 17,492,000      | 14,757,000      | 16,074,000      | 14,569,000      |
| Hungary.....                  | 68,448,000      | 142,743,000     | 128,896,000     | 102,239,000     | 127,639,000     | 113,807,000     |
| Croatia-Slavonia.....         | 12,092,000      | 17,454,000      | 17,617,000      | 14,162,000      | 17,500,000      | 14,106,000      |
| Total Austria-Hungary.....    | 94,335,000      | 178,917,000     | 163,975,000     | 131,158,000     | 161,213,000     | 142,512,000     |
| Roumania.....                 | 29,892,000      | 71,928,000      | 65,428,000      | 79,753,000      | 101,870,000     | 27,721,000      |
| Bulgaria and E. Roumelia..... | 8,000,000       | 8,000,000       | 6,400,000       | 5,000,000       | 7,000,000       | 20,462,000      |
| Servia.....                   | 17,414,000      | 17,000,000      | 16,000,000      | 16,000,000      | 17,000,000      | 15,000,000      |
| Russia.....                   | 23,275,000      | 31,693,000      | 23,773,000      | 51,965,000      | 47,918,000      | 30,912,000      |
| Total Europe.....             | 294,023,000     | 494,293,000     | 419,164,000     | 412,669,000     | 471,637,000     | 391,358,000     |
| Algeria.....                  | 322,000         | 493,000         | 451,000         | 450,000         | 333,000         | 349,000         |
| Egypt.....                    | 32,000,000      | 33,600,000      | 34,000,000      | 35,000,000      | 32,000,000      | 30,000,000      |
| Cape Colony.....              | 2,761,000       | 2,578,000       | 1,650,000       | 2,761,000       | 2,061,000       | 2,588,000       |
| Total Africa.....             | 35,083,000      | 36,471,000      | 36,101,000      | 38,211,000      | 34,394,000      | 33,207,000      |
| Australasia.....              | 9,118,000       | 8,500,000       | 10,201,000      | 9,412,000       | 9,780,000       | 10,025,000      |

## RECAPITULATION BY CONTINENTS.

|                    |               |               |               |               |               |               |
|--------------------|---------------|---------------|---------------|---------------|---------------|---------------|
| North America..... | 1,306,831,000 | 2,248,646,000 | 2,384,269,000 | 2,050,302,000 | 2,048,366,000 | 2,210,500,000 |
| South America..... | 26,252,000    | 86,840,000    | 94,000,000    | 52,000,000    | 69,932,000    | 90,000,000    |
| Europe.....        | 294,023,000   | 494,293,000   | 419,164,000   | 412,669,000   | 471,637,000   | 391,358,000   |
| Africa.....        | 35,083,000    | 36,471,000    | 36,101,000    | 38,211,000    | 34,394,000    | 33,207,000    |
| Australasia.....   | 9,118,000     | 8,500,000     | 10,201,000    | 9,412,000     | 9,780,000     | 10,025,000    |
| Total.....         | 1,671,307,000 | 2,814,750,000 | 2,943,735,000 | 2,562,594,000 | 2,634,109,000 | 2,735,090,000 |

STATISTICS OF AGRICULTURE.

35

WHEAT AND OATS (1900).

| STATE OR TERRITORY. | WHEAT.     |             |             | OATS.      |             |             |
|---------------------|------------|-------------|-------------|------------|-------------|-------------|
|                     | Acres.     | Production. | Value.      | Acres.     | Production. | Value.      |
| Alabama.....        | 96,458     | 916,351     | \$815,552   | 304,219    | 4,380,754   | \$1,927,532 |
| Arizona.....        | 25,045     | 965,657     | 288,869     |            |             |             |
| Arkansas.....       | 296,279    | 2,689,418   | 1,748,122   | 317,057    | 7,038,665   | 2,463,533   |
| California.....     | 2,771,226  | 28,543,628  | 16,555,904  | 60,072     | 1,477,771   | 679,775     |
| Colorado.....       | 318,869    | 7,307,117   | 4,352,189   | 99,793     | 3,272,390   | 1,407,128   |
| Connecticut.....    | 330        | 6,864       | 6,623       | 18,677     | 578,987     | 202,645     |
| Delaware.....       | 72,864     | 1,479,139   | 1,055,397   | 15,844     | 332,724     | 99,817      |
| Florida.....        |            |             |             | 33,470     | 378,211     | 189,106     |
| Georgia.....        | 550,674    | 5,011,133   | 4,760,576   | 467,386    | 7,010,040   | 3,484,920   |
| Idaho.....          |            |             |             | 36,881     | 1,349,845   | 539,938     |
| Illinois.....       | 1,383,236  | 17,982,068  | 11,508,524  | 3,516,198  | 133,642,884 | 30,787,863  |
| Indiana.....        | 1,209,755  | 6,411,702   | 4,488,191   | 1,372,050  | 44,866,035  | 10,319,188  |
| Iowa.....           | 1,397,322  | 21,798,223  | 12,860,952  | 3,840,357  | 130,572,138 | 26,114,428  |
| Kansas.....         | 4,630,376  | 82,488,655  | 45,368,760  | 1,362,783  | 43,063,943  | 9,904,707   |
| Kentucky.....       | 957,142    | 12,442,846  | 8,585,564   | 437,076    | 9,309,293   | 2,885,881   |
| Louisiana.....      |            |             |             | 34,119     | 614,142     | 245,657     |
| Maine.....          | 2,000      | 40,755      | 36,680      | 140,203    | 5,237,612   | 1,997,893   |
| Maryland.....       | 778,864    | 15,187,848  | 10,783,372  | 74,909     | 1,783,416   | 552,589     |
| Massachusetts.....  |            |             |             | 14,967     | 550,786     | 209,299     |
| Michigan.....       | 1,219,969  | 9,271,761   | 6,397,517   | 917,671    | 33,689,536  | 8,759,279   |
| Minnesota.....      | 4,905,643  | 51,509,252  | 32,450,829  | 1,662,973  | 41,907,046  | 10,057,691  |
| Mississippi.....    | 4,248      | 40,781      | 34,256      | 170,715    | 2,390,632   | 1,029,424   |
| Missouri.....       | 1,507,737  | 18,846,713  | 11,873,429  | 901,291    | 24,635,373  | 5,679,936   |
| Montana.....        | 72,555     | 1,929,933   | 1,177,277   | 65,855     | 2,568,735   | 1,078,869   |
| Nebraska.....       | 2,036,825  | 24,801,900  | 13,145,007  | 1,732,962  | 37,778,572  | 9,066,857   |
| Nevada.....         | 40,457     | 991,196     | 633,837     |            |             |             |
| New Hampshire.....  | 496        | 8,085       | 7,448       | 30,526     | 995,148     | 378,156     |
| New Jersey.....     | 122,753    | 2,344,582   | 1,734,991   | 95,003     | 2,812,059   | 871,748     |
| New Mexico.....     | 183,207    | 3,847,347   | 2,616,196   | 7,641      | 229,994     | 110,397     |
| New York.....       | 367,015    | 6,496,166   | 5,002,048   | 1,596,379  | 44,538,974  | 14,252,472  |
| North Carolina..... | 620,917    | 5,960,806   | 4,887,858   | 333,030    | 5,046,117   | 2,270,753   |
| North Dakota.....   | 2,689,023  | 13,176,213  | 7,642,204   | 611,581    | 6,299,234   | 2,015,771   |
| Ohio.....           | 1,470,646  | 8,523,876   | 6,051,952   | 1,061,536  | 40,340,539  | 10,488,539  |
| Oklahoma.....       | 981,967    | 18,657,373  | 9,888,408   |            |             |             |
| Oregon.....         | 1,173,769  | 16,198,012  | 8,908,907   | 177,447    | 3,282,770   | 1,345,936   |
| Pennsylvania.....   | 1,502,321  | 20,281,334  | 14,602,560  | 1,221,836  | 33,000,872  | 11,400,262  |
| Rhode Island.....   |            |             |             | 3,705      | 114,484     | 43,504      |
| South Carolina..... | 238,032    | 2,142,829   | 2,164,256   | 259,558    | 4,023,149   | 1,931,112   |
| South Dakota.....   | 2,920,244  | 20,149,684  | 11,686,817  | 588,524    | 12,653,266  | 3,086,784   |
| Tennessee.....      | 1,181,423  | 11,636,088  | 9,239,910   | 350,010    | 5,310,136   | 2,033,558   |
| Texas.....          | 1,271,517  | 23,395,913  | 14,973,384  | 744,164    | 28,378,232  | 8,433,470   |
| Utah.....           | 176,895    | 3,697,101   | 2,033,408   | 25,577     | 918,214     | 404,014     |
| Vermont.....        | 3,489      | 81,992      | 63,954      | 106,581    | 3,719,677   | 1,339,084   |
| Virginia.....       | 791,759    | 9,421,932   | 6,783,791   | 349,160    | 5,167,568   | 1,912,000   |
| Washington.....     | 1,037,943  | 25,006,661  | 12,799,237  | 87,681     | 3,016,226   | 1,264,490   |
| West Virginia.....  | 454,377    | 4,452,895   | 3,428,729   | 131,831    | 2,768,451   | 941,273     |
| Wisconsin.....      | 849,458    | 13,166,569  | 8,426,623   | 1,936,611  | 61,971,552  | 14,253,427  |
| Wyoming.....        | 200,819    | 366,414     | 278,475     | 18,429     | 680,272     | 236,228     |
| United States..     | 42,495,835 | 522,229,505 | 323,515,177 | 27,364,795 | 809,125,969 | 208,669,238 |

CORN AND RYE (1900).

| STATE OR TERRITORY. | CORN.     |             |              | RYE.    |             |          |
|---------------------|-----------|-------------|--------------|---------|-------------|----------|
|                     | Acres.    | Production. | Value.       | Acres.  | Production. | Value.   |
| Alabama.....        | 2,668,722 | 29,355,942  | \$17,026,446 | 1,804   | 14,071      | \$14,493 |
| Arkansas.....       | 2,380,313 | 45,225,947  | 19,447,157   | 1,715   | 19,722      | 14,200   |
| California.....     | 54,079    | 1,351,975   | 824,705      | 38,600  | 502,580     | 291,496  |
| Colorado.....       | 167,839   | 3,188,941   | 1,580,692    | 2,350   | 89,480      | 21,319   |
| Connecticut.....    | 46,610    | 1,771,180   | 974,149      | 14,106  | 239,302     | 155,871  |
| Delaware.....       | 268,763   | 5,010,312   | 1,933,919    |         |             |          |
| Florida.....        | 519,524   | 4,166,192   | 2,493,715    |         |             |          |
| Georgia.....        | 3,411,953 | 34,119,530  | 19,448,132   | 15,647  | 109,529     | 112,815  |
| Illinois.....       | 7,139,898 | 264,176,226 | 84,536,332   | 73,877  | 1,270,684   | 507,221  |
| Indiana.....        | 4,031,600 | 153,200,800 | 49,024,256   | 32,167  | 485,722     | 242,861  |
| Iowa.....           | 8,048,946 | 305,859,943 | 87,582,186   | 100,365 | 1,806,570   | 740,694  |
| Kansas.....         | 8,624,770 | 163,870,630 | 52,438,602   | 126,479 | 1,922,481   | 826,667  |
| Kentucky.....       | 2,664,124 | 69,267,224  | 27,706,800   | 22,488  | 244,536     | 185,594  |
| Louisiana.....      | 1,453,094 | 24,702,598  | 12,351,209   |         |             |          |
| Maine.....          | 12,229    | 440,244     | 242,134      | 963     | 17,080      | 14,006   |
| Maryland.....       | 585,877   | 15,232,802  | 6,245,449    | 24,729  | 408,028     | 212,175  |
| Massachusetts.....  | 40,667    | 1,545,346   | 834,487      | 7,914   | 153,747     | 100,310  |
| Michigan.....       | 1,080,235 | 38,888,460  | 14,388,730   | 71,306  | 1,041,068   | 499,713  |
| Minnesota.....      | 963,476   | 31,794,708  | 9,220,465    | 53,151  | 1,036,444   | 435,306  |
| Mississippi.....    | 2,236,318 | 25,231,998  | 14,634,559   |         |             |          |

## CORN AND RYE (1900).—CONTINUED.

| STATE OR TERRITORY. | CORN.         |                 |              | RYE.          |                 |            |
|---------------------|---------------|-----------------|--------------|---------------|-----------------|------------|
|                     | Acreage.      | Production.     | Value.       | Acreage.      | Production.     | Value.     |
|                     | <i>Acres.</i> | <i>Bushels.</i> |              | <i>Acres.</i> | <i>Bushels.</i> |            |
| Missouri.....       | 6,153,943     | 180,710,404     | \$57,927,329 | 9,607         | 184,498         | \$68,594   |
| Montana.....        | 1,598         | 23,970          | 14,142       |               |                 |            |
| Nebraska.....       | 8,066,464     | 210,490,064     | 65,253,320   | 61,073        | 867,237         | 346,895    |
| New Hampshire.....  | 25,264        | 964,708         | 523,470      | 887           | 15,108          | 12,438     |
| New Jersey.....     | 257,964       | 8,493,012       | 3,821,855    | 64,717        | 1,029,000       | 505,950    |
| New Mexico.....     | 25,216        | 554,732         | 355,041      |               |                 |            |
| New York.....       | 588,626       | 17,236,032      | 8,100,935    | 211,206       | 3,189,165       | 1,785,932  |
| North Carolina..... | 2,482,515     | 29,790,180      | 16,980,403   | 46,212        | 411,287         | 312,578    |
| North Dakota.....   | 23,821        | 381,184         | 160,097      | 16,152        | 83,990          | 34,436     |
| Ohio.....           | 2,888,924     | 106,890,188     | 36,342,664   | 30,905        | 513,023         | 282,163    |
| Oklahoma.....       | 544,002       | 14,144,052      | 3,677,454    |               |                 |            |
| Oregon.....         | 13,789        | 317,147         | 180,774      | 5,841         | 94,040          | 57,364     |
| Pennsylvania.....   | 1,308,316     | 32,707,900      | 14,718,555   | 288,647       | 4,416,259       | 2,340,688  |
| Rhode Island.....   | 8,197         | 262,304         | 175,744      |               |                 |            |
| South Carolina..... | 1,875,591     | 13,129,137      | 8,402,648    | 3,902         | 29,265          | 80,728     |
| South Dakota.....   | 1,200,697     | 32,418,819      | 9,401,458    |               |                 |            |
| Tennessee.....      | 2,843,884     | 56,997,880      | 27,928,961   | 11,297        | 124,267         | 84,502     |
| Texas.....          | 4,553,495     | 81,962,910      | 38,522,568   | 3,917         | 64,630          | 43,302     |
| Utah.....           | 8,459         | 169,180         | 106,583      | 3,383         | 59,202          | 30,785     |
| Vermont.....        | 48,477        | 1,939,080       | 969,540      | 2,887         | 47,924          | 29,234     |
| Virginia.....       | 1,761,485     | 28,183,760      | 13,810,042   | 35,250        | 370,125         | 214,672    |
| Washington.....     | 5,307         | 106,140         | 62,623       | 2,403         | 20,169          | 22,718     |
| West Virginia.....  | 714,804       | 19,229,708      | 9,619,854    | 12,711        | 127,796         | 81,789     |
| Wisconsin.....      | 1,238,681     | 49,517,240      | 16,370,589   | 180,534       | 3,010,457       | 1,475,114  |
| Wyoming.....        | 2,403         | 81,702          | 49,021       |               |                 |            |
| United States..     | 83,320,872    | 2,105,102,516   | 751,220,034  | 1,591,362     | 23,995,927      | 12,295,417 |

## BARLEY AND BUCKWHEAT (1900).

| STATE OR TERRITORY. | BARLEY.       |                 |             | BUCKWHEAT.    |                 |            |
|---------------------|---------------|-----------------|-------------|---------------|-----------------|------------|
|                     | Acreage.      | Production.     | Value.      | Acreage.      | Production.     | Value.     |
|                     | <i>Acres.</i> | <i>Bushels.</i> |             | <i>Acres.</i> | <i>Bushels.</i> |            |
| California.....     | 889,591       | 14,836,170      | \$6,388,153 |               |                 |            |
| Colorado.....       | 12,632        | 314,266         | 157,133     |               |                 |            |
| Connecticut.....    |               |                 |             | 3,769         | 60,304          | \$39,198   |
| Delaware.....       |               |                 |             | 243           | 3,159           | 1,643      |
| Idaho.....          | 12,165        | 399,012         | 199,506     |               |                 |            |
| Illinois.....       | 13,345        | 342,144         | 160,808     | 4,476         | 67,140          | 43,641     |
| Indiana.....        | 7,542         | 185,533         | 87,201      | 5,011         | 70,154          | 42,794     |
| Iowa.....           | 443,516       | 11,708,822      | 4,332,264   | 9,920         | 148,800         | 95,232     |
| Kansas.....         | 194,735       | 4,186,802       | 1,381,645   |               |                 |            |
| Kentucky.....       | 1,312         | 37,523          | 20,688      |               |                 |            |
| Maine.....          | 11,508        | 315,319         | 195,498     | 23,992        | 719,790         | 352,682    |
| Maryland.....       |               |                 |             | 7,435         | 111,525         | 63,569     |
| Massachusetts.....  | 1,661         | 42,854          | 29,569      | 2,187         | 37,179          | 26,769     |
| Michigan.....       | 87,858        | 904,806         | 425,259     | 22,160        | 310,340         | 158,222    |
| Minnesota.....      | 324,788       | 7,275,251       | 2,764,595   | 9,564         | 143,460         | 81,772     |
| Missouri.....       | 713           | 14,890          | 6,674       | 2,399         | 81,187          | 21,519     |
| Montana.....        | 5,194         | 201,527         | 96,733      |               |                 |            |
| Nebraska.....       | 39,574        | 587,332         | 193,336     | 6,155         | 82,489          | 52,778     |
| New Hampshire.....  | 4,528         | 102,786         | 68,867      | 2,799         | 61,573          | 32,021     |
| New Jersey.....     |               |                 |             | 10,005        | 160,080         | 94,447     |
| New Mexico.....     | 1,076         | 31,204          | 19,346      |               |                 |            |
| New York.....       | 170,542       | 3,751,924       | 1,913,481   | 234,237       | 3,280,158       | 1,889,690  |
| North Carolina..... |               |                 |             | 1,601         | 20,813          | 11,655     |
| North Dakota.....   | 243,761       | 1,998,840       | 699,574     |               |                 |            |
| Ohio.....           | 23,058        | 622,566         | 267,703     | 9,227         | 147,632         | 85,627     |
| Oregon.....         | 31,347        | 905,928         | 380,490     | 226           | 2,968           | 2,262      |
| Pennsylvania.....   | 7,793         | 148,067         | 74,034      | 227,743       | 3,188,402       | 1,733,621  |
| Rhode Island.....   | 312           | 8,796           | 6,727       |               |                 |            |
| South Dakota.....   | 107,942       | 1,543,571       | 478,507     |               |                 |            |
| Tennessee.....      | 1,743         | 25,622          | 15,886      | 955           | 13,370          | 7,888      |
| Texas.....          | 2,049         | 50,405          | 36,262      |               |                 |            |
| Utah.....           | 5,964         | 217,686         | 119,727     |               |                 |            |
| Vermont.....        | 17,210        | 500,811         | 260,422     | 9,535         | 238,375         | 119,188    |
| Virginia.....       |               |                 |             | 4,524         | 58,812          | 32,347     |
| Washington.....     | 41,505        | 1,386,267       | 540,644     |               |                 |            |
| West Virginia.....  |               |                 |             | 13,174        | 223,958         | 125,416    |
| Wisconsin.....      | 245,458       | 6,259,179       | 2,754,089   | 27,533        | 385,462         | 227,423    |
| United States..     | 2,894,282     | 68,925,833      | *24,075,271 | 637,990       | 9,566,906       | *5,341,413 |

\*Farm value Dec. 1.



STATISTICS OF AGRICULTURE.

37

POTATOES AND HAY (1900).

| STATE OR TERRITORY. | POTATOES.     |                 |            | HAY.          |              |             |
|---------------------|---------------|-----------------|------------|---------------|--------------|-------------|
|                     | Acreage.      | Production.     | Value.     | Acreage.      | Production.  | Value.      |
|                     | <i>Acres.</i> | <i>Bushels.</i> |            | <i>Acres.</i> | <i>Tons.</i> |             |
| Alabama.....        | 6,057         | 417,933         | \$342,705  | 50,844        | 94,061       | \$902,344   |
| Arizona.....        |               |                 | 24,862     | 24,862        | 57,431       | 648,970     |
| Arkansas.....       | 29,553        | 2,127,516       | 1,212,855  | 140,253       | 224,580      | 2,022,993   |
| California.....     | 26,908        | 2,788,032       | 1,477,657  | 1,793,491     | 2,708,171    | 22,071,594  |
| Colorado.....       | 33,272        | 1,863,288       | 1,527,895  | 739,611       | 1,783,133    | 13,551,811  |
| Connecticut.....    | 23,818        | 2,478,528       | 1,734,970  | 480,237       | 427,411      | 7,130,586   |
| Delaware.....       | 5,344         | 256,512         | 155,907    | 45,348        | 44,441       | 619,952     |
| Florida.....        | 1,738         | 104,280         | 110,537    | 5,348         | 6,418        | 87,927      |
| Georgia.....        | 5,762         | 591,816         | 801,838    | 115,566       | 190,237      | 2,425,522   |
| Idaho.....          | 5,080         | 684,080         | 321,518    | 235,394       | 659,103      | 4,284,170   |
| Illinois.....       | 166,262       | 15,296,104      | 6,271,403  | 1,068,834     | 2,119,419    | 17,806,120  |
| Indiana.....        | 109,163       | 9,060,629       | 3,443,001  | 1,374,754     | 1,663,452    | 16,218,657  |
| Iowa.....           | 194,508       | 14,004,576      | 5,181,633  | 3,525,683     | 5,006,470    | 34,043,996  |
| Kansas.....         | 100,642       | 7,246,224       | 3,478,188  | 3,054,137     | 4,031,461    | 18,343,148  |
| Kentucky.....       | 40,107        | 2,807,490       | 1,403,745  | 278,617       | 390,064      | 4,427,226   |
| Louisiana.....      | 7,709         | 539,630         | 426,303    | 25,151        | 50,302       | 472,839     |
| Maine.....          | 49,208        | 6,200,208       | 3,038,102  | 937,774       | 843,967      | 10,929,761  |
| Maryland.....       | 23,081        | 1,209,455       | 685,506    | 277,332       | 302,202      | 4,247,203   |
| Massachusetts.....  | 23,626        | 2,261,454       | 1,492,560  | 567,079       | 550,067      | 9,571,166   |
| Michigan.....       | 171,453       | 16,630,941      | 4,324,045  | 1,539,238     | 1,727,671    | 16,325,981  |
| Minnesota.....      | 106,618       | 8,636,058       | 2,600,817  | 1,227,021     | 1,426,344    | 9,892,241   |
| Mississippi.....    | 5,259         | 947,094         | 288,088    | 57,068        | 99,922       | 994,224     |
| Missouri.....       | 108,677       | 10,105,961      | 3,337,436  | 2,145,748     | 2,768,015    | 19,287,704  |
| Montana.....        | 4,781         | 640,654         | 339,547    | 303,161       | 500,638      | 5,138,725   |
| Nebraska.....       | 146,431       | 9,664,446       | 4,735,579  | 1,912,673     | 2,639,489    | 13,599,368  |
| Nevada.....         | 1,753         | 273,468         | 133,142    | 154,830       | 375,022      | 2,887,669   |
| New Hampshire.....  | 17,916        | 1,809,516       | 959,043    | 596,076       | 818,686      | 8,038,083   |
| New Jersey.....     | 48,435        | 3,342,015       | 2,005,209  | 396,113       | 499,102      | 8,010,587   |
| New Mexico.....     | 976           | 18,544          | 21,140     | 37,544        | 77,341       | 765,676     |
| New York.....       | 839,276       | 27,481,856      | 12,366,610 | 4,138,261     | 3,351,991    | 47,036,474  |
| North Carolina..... | 17,434        | 1,063,474       | 691,258    | 125,303       | 176,680      | 1,978,816   |
| North Dakota.....   | 29,555        | 1,536,800       | 753,061    | 268,834       | 247,327      | 1,397,398   |
| Ohio.....           | 165,284       | 12,561,584      | 5,024,634  | 1,559,242     | 1,627,797    | 18,263,407  |
| Oregon.....         | 15,382        | 1,092,020       | 761,409    | 715,653       | 1,677,085    | 11,404,178  |
| Pennsylvania.....   | 188,306       | 10,921,748      | 5,788,526  | 2,420,601     | 2,672,561    | 37,148,568  |
| Rhode Island.....   | 7,428         | 698,232         | 488,762    | 72,278        | 66,496       | 1,243,475   |
| South Carolina..... | 4,307         | 335,946         | 335,946    | 146,738       | 192,453      | 2,213,210   |
| South Dakota.....   | 55,217        | 4,030,841       | 1,451,103  | 1,749,519     | 2,064,196    | 8,153,574   |
| Tennessee.....      | 25,290        | 1,365,660       | 792,083    | 223,880       | 315,432      | 3,698,498   |
| Texas.....          | 14,789        | 916,915         | 506,888    | 304,933       | 648,879      | 3,737,377   |
| Utah.....           | 5,349         | 449,040         | 311,520    | 192,368       | 600,855      | 4,053,347   |
| Vermont.....        | 24,966        | 3,305,244       | 1,322,068  | 849,100       | 1,065,294    | 11,783,000  |
| Virginia.....       | 38,351        | 2,223,778       | 1,312,029  | 507,873       | 589,133      | 7,383,469   |
| Washington.....     | 15,859        | 1,539,644       | 864,633    | 391,894       | 804,891      | 8,041,864   |
| West Virginia.....  | 37,864        | 3,029,120       | 1,544,851  | 464,068       | 547,600      | 7,337,840   |
| Wisconsin.....      | 151,647       | 15,619,641      | 4,373,499  | 1,059,438     | 1,218,534    | 11,757,116  |
| Wyoming.....        | 3,921         | 388,179         | 263,962    | 293,718       | 493,446      | 3,602,156   |
| United States..     | 2,611,054     | 210,926,897     | 90,811,167 | 39,132,890    | 50,110,906   | 445,538,870 |

BEET SUGAR INDUSTRY.  
[Census of 1900.]

| ITEMS.                             | California.  | Michigan.   | Other.      | Total.       |
|------------------------------------|--------------|-------------|-------------|--------------|
| Establishments.....No.             | 8            | 9           | 14          | 31           |
| Capital invested.....              | \$10,139,780 | \$4,013,743 | \$6,804,996 | \$20,958,519 |
| Wages paid.....                    | 480,072      | 216,704     | 395,431     | 1,092,207    |
| Miscellaneous expenses.....        | 169,449      | 77,262      | 204,640     | 451,351      |
| Cost of materials.....             | 2,243,580    | 1,109,903   | 1,450,313   | 4,803,796    |
| Value of product at works.....     | 3,499,996    | 1,602,292   | 2,221,595   | 7,323,887    |
| Cost of beets.....                 | 1,585,953    | 902,592     | 996,775     | 3,485,320    |
| Cost of fuel.....                  | 253,185      | 90,969      | 108,882     | 453,036      |
| Cost of mill supplies.....         | 10,011       | 2,840       | 6,082       | 18,933       |
| Cost of freight.....               | 205,286      | 26,839      | 136,554     | 368,679      |
| Capacity, tons of beets a day..... | 9,900        | 4,100       | 5,110       | 19,110       |
| Product, sugar.....lbs             | \$6,741,713  | \$3,708,283 | \$3,008,079 | \$13,458,075 |
| Product, sugar, value.....         | \$3,430,313  | \$1,600,284 | \$2,131,979 | \$7,222,581  |
| Product, molasses.....gals.        | 1,708,501    | 321,100     | 1,522,255   | 3,551,856    |
| Product, molasses, value.....      |              | 1,225       | 23,877      | 25,102       |
| Beets used.....tons                | 345,942      | 205,925     | 233,791     | 794,658      |

\*Includes quantities for which no value could be given, also waste.

The total of "other" states and territories shown in this table includes establishments distributed as follows: Colorado, 1; Illinois, 1; Minnesota, 1; Nebraska, 3; New Mexico, 1; New York, 2; Oregon, 1; Utah, 3; Washington, 1. The statistics for these factories are grouped in order to avoid disclosing the operations of individual factories.

## DOMESTIC ANIMALS NOT ON FARMS OR RANGES.

Including all domestic animals in cities, towns and villages; in stockyards; all employed in manufacturing, lumbering and mining industries and kindred enterprises; and all used for pleasure or profit by individuals other than farm proprietors. (Census of 1900.)

| STATE OR TERRITORY.       | Neat cattle, including cows. | Dairy cows. | Horses.   | Mules.  | Asses. | Sheep.  | Swine.    | Goats. |
|---------------------------|------------------------------|-------------|-----------|---------|--------|---------|-----------|--------|
| Alabama.....              | 49,187                       | 22,619      | 18,558    | 7,301   | 200    | 6,382   | 50,132    | 4,749  |
| Arizona.....              | 1,023                        | 631         | 4,791     | 378     | 856    | 119     | 315       | 32     |
| Arkansas.....             | 45,052                       | 21,353      | 25,223    | 7,160   | 247    | 2,651   | 51,961    | 1,754  |
| California.....           | 26,969                       | 19,096      | 83,834    | 2,252   | 443    | 5,326   | 7,754     | 1,840  |
| Colorado.....             | 18,339                       | 8,409       | 32,949    | 1,773   | 1,043  | 234     | 2,374     | 356    |
| Connecticut.....          | 7,842                        | 6,044       | 40,588    | 47      | 18     | 146     | 4,871     | 234    |
| Delaware.....             | 1,238                        | 1,053       | 6,689     | 297     | 4      | 11      | 4,115     | 61     |
| District of Columbia..... | 581                          | 476         | 11,578    | 276     | 1      | 30      | 332       | 64     |
| Florida.....              | 12,889                       | 5,143       | 7,531     | 3,254   | 59     | 854     | 15,114    | 1,341  |
| Georgia.....              | 37,620                       | 20,803      | 21,016    | 7,540   | 135    | 5,745   | 39,538    | 2,045  |
| Idaho.....                | 4,125                        | 2,429       | 9,232     | 373     | 129    | 226     | 1,840     | 1      |
| Illinois.....             | 110,640                      | 56,439      | 238,650   | 6,271   | 424    | 52,703  | 155,050   | 2,952  |
| Indiana.....              | 51,874                       | 37,218      | 127,257   | 4,359   | 221    | 6,125   | 76,287    | 796    |
| Indian Territory.....     | 15,738                       | 8,067       | 16,668    | 2,475   | 135    | 49      | 15,280    | 276    |
| Iowa.....                 | 76,327                       | 55,645      | 153,304   | 5,203   | 503    | 2,291   | 122,788   | 733    |
| Kansas.....               | 51,981                       | 34,496      | 84,647    | 3,197   | 535    | 640     | 52,134    | 356    |
| Kentucky.....             | 35,404                       | 22,925      | 44,892    | 7,287   | 877    | 3,434   | 52,992    | 627    |
| Louisiana.....            | 28,897                       | 12,301      | 26,082    | 6,802   | 209    | 2,034   | 23,787    | 2,078  |
| Maine.....                | 15,535                       | 11,940      | 33,745    | 50      | 18     | 6,634   | 9,459     | 36     |
| Maryland.....             | 12,950                       | 10,129      | 38,525    | 2,216   | 71     | 1,193   | 36,616    | 375    |
| Massachusetts.....        | 18,378                       | 14,820      | 132,359   | 4,228   | 55     | 2,180   | 16,897    | 493    |
| Michigan.....             | 48,757                       | 37,704      | 102,105   | 378     | 89     | 4,461   | 22,592    | 599    |
| Minnesota.....            | 46,554                       | 35,596      | 85,063    | 780     | 55     | 3,207   | 17,487    | 288    |
| Mississippi.....          | 37,651                       | 16,749      | 15,552    | 4,299   | 243    | 3,109   | 22,577    | 1,839  |
| Missouri.....             | 71,895                       | 48,773      | 127,240   | 12,500  | 632    | 2,071   | 81,789    | 988    |
| Montana.....              | 4,981                        | 3,082       | 13,323    | 235     | 16     | 38      | 327       | 10     |
| Nebraska.....             | 31,425                       | 24,498      | 60,201    | 1,987   | 199    | 157     | 43,965    | 308    |
| Nevada.....               | 784                          | 528         | 2,582     | 283     | 16     | 49      | 257       | 19     |
| New Hampshire.....        | 5,071                        | 3,708       | 22,323    | 30      | 11     | 589     | 5,745     | 45     |
| New Jersey.....           | 12,416                       | 10,340      | 81,790    | 1,116   | 78     | 209     | 15,448    | 1,748  |
| New Mexico.....           | 2,447                        | 1,176       | 7,216     | 496     | 1,184  | 70      | 1,005     | 1,223  |
| New York.....             | 50,218                       | 35,894      | 304,264   | 1,859   | 420    | 9,654   | 41,969    | 3,031  |
| North Carolina.....       | 20,500                       | 13,339      | 15,680    | 3,110   | 88     | 1,087   | 39,114    | 1,087  |
| North Dakota.....         | 7,640                        | 5,364       | 12,946    | 191     | 16     | 139     | 2,217     | 34     |
| Ohio.....                 | 63,420                       | 50,153      | 188,966   | 4,732   | 212    | 9,047   | 95,804    | 1,148  |
| Oklahoma.....             | 4,853                        | 3,562       | 12,909    | 1,314   | 104    | 11      | 4,245     | 60     |
| Oregon.....               | 14,397                       | 10,030      | 17,348    | 300     | 43     | 734     | 3,553     | 57     |
| Pennsylvania.....         | 98,515                       | 77,954      | 218,194   | 22,167  | 601    | 6,060   | 150,329   | 6,577  |
| Rhode Island.....         | 1,635                        | 1,363       | 19,401    | 9       | 1      | 18      | 1,345     | 73     |
| South Carolina.....       | 14,827                       | 9,591       | 9,798     | 2,801   | 54     | 422     | 11,527    | 671    |
| South Dakota.....         | 13,336                       | 8,979       | 21,035    | 334     | 37     | 335     | 5,374     | 50     |
| Tennessee.....            | 49,730                       | 30,003      | 38,933    | 10,504  | 538    | 3,173   | 51,749    | 1,419  |
| Texas.....                | 116,107                      | 63,000      | 110,024   | 15,500  | 1,982  | 357     | 89,013    | 1,763  |
| Utah.....                 | 12,481                       | 8,312       | 12,146    | 122     | 39     | 2,920   | 5,640     | 36     |
| Vermont.....              | 8,313                        | 6,326       | 20,344    | 31      | 5      | 942     | 5,849     | 49     |
| Virginia.....             | 27,979                       | 19,752      | 27,741    | 3,072   | 209    | 2,692   | 51,455    | 1,005  |
| Washington.....           | 17,907                       | 11,623      | 19,871    | 376     | 22     | 436     | 4,135     | 103    |
| West Virginia.....        | 15,443                       | 11,763      | 17,917    | 3,488   | 58     | 1,817   | 21,914    | 667    |
| Wisconsin.....            | 43,669                       | 34,134      | 85,199    | 452     | 101    | 3,547   | 27,101    | 1,517  |
| Wyoming.....              | 2,240                        | 1,632       | 6,482     | 460     | 50     | 82      | 120       | 3      |
| Total.....                | 1,466,970                    | 959,570     | 2,833,877 | 162,115 | 12,870 | 156,470 | 1,592,861 | 47,652 |

## PRICES OF FARM IMPLEMENTS.

[Based on tables compiled by George K. Holmes of the division of statistics, United States department of agriculture.]

| IMPLEMENTS.                             | 1880. 1890. 1900. |         |        | IMPLEMENTS.                 | 1880. 1890. 1900. |                    |         |
|---|-------------------|---------|--------|-----------------------------|-------------------|--------------------|---------|
|   | Hay carriers..... | \$10.00 | \$7.50 |                             | \$3.50            | Corn planters..... | \$65.00 |
| Churns.....                             | 7.30              | 7.30    | 5.33   | Plows, hand.....            | 1.25              | 1.00               | 1.00    |
| Feed cutters, hay and ensilage.....     | 60.00             | 55.00   | 50.00  | Plows, walking, steel.....  | 15.00             | 12.00              | 10.67   |
| Cultivators, walking, 2-horse.....      | 20.00             | 16.00   | 13.00  | Plows, gang.....            | 60.00             | 55.00              | 48.00   |
| Potato diggers.....                     | 20.00             | 15.00   | 10.00  | Plows, shovel.....          | 4.00              | 3.00               | 2.50    |
| Corn drills.....                        | 12.00             | 11.00   | 8.00   | Pumps, wooden.....          | 8.00              | 7.00               | 4.00    |
| Grain drills.....                       | 50.00             | 40.00   | 30.00  | Rakes, sulky.....           | 25.00             | 20.00              | 14.00   |
| Horse hay forks.....                    | 3.50              | 1.50    | 1.00   | Seeders, 2-horse.....       | 35.00             | 30.00              | 25.00   |
| Harrows.....                            | 15.00             | 12.00   | 10.00  | Scythes.....                | .80               | .75                | .60     |
| Harrows, spring tooth, plain float..... | 20.00             | 12.00   | 10.00  | Shellers, corn.....         | 6.00              | 3.50               | 2.40    |
| Harvesters, twine binders.....          | 325.00            | 140.00  | 120.00 | Sleighs.....                | 25.00             | 20.00              | 18.00   |
| Harvesters, combined.....               | 110.00            | 80.00   | 65.00  | Stackers, hay.....          | 55.00             | 55.00              | 40.00   |
| Potato hillers.....                     | 12.00             | 10.00   | 8.00   | Wagons, farm.....           | 90.00             | 52.00              | 57.00   |
| Fanning mills.....                      | 35.00             | 30.00   | 20.00  | Windmills, steel.....       | 50.00             | 50.00              | 25.00   |
|   |                   |         |        | Wire fencing, per mile..... | 32.00             | 30.00              | 176.00  |

## STATISTICS OF THE PRINCIPAL FARM CROPS.

Acreage, production and value\* of the principal farm crops in the United States (1868-1900).

| YEAR. | CORN.         |                 |               | WHEAT.        |                 |               |
|-------|---------------|-----------------|---------------|---------------|-----------------|---------------|
|       | Acreage.      | Production.     | Value.        | Acreage.      | Production.     | Value.        |
|       | <i>Acres.</i> | <i>Bushels.</i> |               | <i>Acres.</i> | <i>Bushels.</i> |               |
| 1868. | 34,887,246    | 906,527,000     | \$424,056,649 | 18,460,132    | 224,036,600     | \$243,032,746 |
| 1869. | 37,103,245    | 874,320,000     | 522,550,509   | 19,181,004    | 230,146,900     | 199,024,986   |
| 1870. | 38,646,977    | 1,094,255,000   | 540,520,456   | 18,932,501    | 235,884,700     | 222,766,969   |
| 1871. | 34,091,157    | 991,898,000     | 450,355,910   | 19,943,893    | 230,722,400     | 264,075,851   |
| 1872. | 35,526,836    | 1,022,719,000   | 355,736,210   | 20,858,559    | 249,937,100     | 275,322,068   |
| 1873. | 39,197,148    | 952,274,000     | 411,961,151   | 22,171,676    | 281,254,700     | 300,693,553   |
| 1874. | 41,086,918    | 850,148,500     | 496,271,255   | 24,967,027    | 308,102,700     | 365,881,167   |
| 1875. | 44,841,371    | 1,321,039,000   | 434,674,804   | 26,381,512    | 292,136,000     | 261,396,926   |
| 1876. | 49,033,364    | 1,283,827,500   | 436,108,521   | 27,627,021    | 289,356,500     | 278,697,238   |
| 1877. | 50,369,113    | 1,342,558,000   | 467,635,230   | 26,277,546    | 364,194,146     | 385,089,444   |
| 1878. | 51,585,000    | 1,388,218,750   | 440,280,517   | 32,108,560    | 420,122,400     | 325,814,119   |
| 1879. | 53,065,450    | 1,547,901,790   | 580,486,217   | 32,545,950    | 448,756,630     | 497,030,142   |
| 1880. | 62,317,812    | 1,717,434,548   | 679,714,499   | 37,986,717    | 498,549,968     | 474,201,850   |
| 1881. | 64,262,025    | 1,134,916,000   | 759,482,170   | 37,709,020    | 383,280,000     | 456,890,427   |
| 1882. | 65,659,545    | 1,617,025,100   | 783,867,175   | 37,067,194    | 504,185,470     | 445,602,125   |
| 1883. | 68,301,889    | 1,551,066,895   | 658,051,485   | 36,455,593    | 421,086,160     | 389,649,272   |
| 1884. | 69,683,780    | 1,795,528,000   | 640,735,560   | 39,475,885    | 512,765,000     | 393,862,290   |
| 1885. | 73,130,150    | 1,936,176,000   | 64,189,246    | 37,112,000    | 357,112,000     | 275,320,380   |
| 1886. | 75,684,208    | 1,665,441,000   | 610,311,000   | 36,806,184    | 457,218,000     | 314,626,020   |
| 1887. | 72,392,720    | 1,456,161,000   | 646,106,770   | 37,641,783    | 456,329,000     | 310,232,960   |
| 1888. | 75,672,763    | 1,987,790,000   | 677,591,580   | 37,336,138    | 415,868,000     | 385,248,030   |
| 1889. | 78,819,651    | 2,112,892,000   | 597,819,829   | 38,123,859    | 490,500,000     | 442,494,707   |
| 1890. | 71,970,763    | 1,489,970,000   | 754,433,451   | 36,067,154    | 339,265,000     | 343,776,678   |
| 1891. | 76,204,515    | 2,080,154,000   | 836,439,228   | 39,916,307    | 611,730,000     | 515,472,711   |
| 1892. | 70,625,638    | 1,628,454,000   | 642,146,630   | 38,554,430    | 515,949,000     | 323,111,831   |
| 1893. | 72,036,465    | 1,619,496,131   | 591,625,627   | 34,629,418    | 596,131,725     | 213,171,381   |
| 1894. | 62,582,269    | 1,212,770,052   | 554,719,162   | 34,882,436    | 460,267,416     | 225,902,025   |
| 1895. | 82,075,830    | 2,151,138,580   | 544,985,534   | 34,047,332    | 467,102,947     | 237,998,948   |
| 1896. | 81,027,156    | 2,283,875,165   | 491,006,967   | 34,618,646    | 427,684,346     | 310,692,539   |
| 1897. | 80,095,051    | 1,902,967,933   | 501,072,952   | 39,465,066    | 530,149,168     | 423,547,121   |
| 1898. | 77,721,781    | 1,924,184,660   | 552,023,428   | 44,055,278    | 675,148,705     | 329,770,320   |
| 1899. | 82,108,587    | 2,078,143,933   | 629,210,110   | 44,562,516    | 547,303,846     | 319,545,259   |
| 1900. | 83,320,872    | 2,105,102,516   | 751,220,034   | 42,495,385    | 522,229,505     | 323,515,177   |

| YEAR. | OATS.         |                 |               | RYE.          |                 |              |
|-------|---------------|-----------------|---------------|---------------|-----------------|--------------|
|       | Acreage.      | Production.     | Value.        | Acreage.      | Production.     | Value.       |
|       | <i>Acres.</i> | <i>Bushels.</i> |               | <i>Acres.</i> | <i>Bushels.</i> |              |
| 1868. | 9,665,736     | 254,960,800     | \$106,355,976 | 1,651,321     | 22,504,800      | \$21,349,190 |
| 1869. | 9,461,441     | 288,334,000     | 109,521,734   | 1,657,584     | 22,527,900      | 17,341,861   |
| 1870. | 8,792,385     | 247,277,400     | 96,443,637    | 1,176,137     | 15,473,600      | 11,326,967   |
| 1871. | 8,365,809     | 255,743,000     | 92,591,359    | 1,069,531     | 15,365,500      | 10,927,623   |
| 1872. | 9,000,769     | 271,747,000     | 81,903,518    | 1,048,654     | 14,888,600      | 10,071,061   |
| 1873. | 9,751,700     | 270,340,000     | 93,474,161    | 1,150,355     | 15,142,000      | 10,638,258   |
| 1874. | 10,897,412    | 240,669,000     | 113,133,384   | 1,116,716     | 14,990,900      | 11,800,339   |
| 1875. | 11,916,075    | 354,317,500     | 113,441,491   | 1,359,788     | 17,722,100      | 11,894,223   |
| 1876. | 13,358,908    | 320,884,000     | 103,844,896   | 1,468,374     | 20,374,800      | 12,504,970   |
| 1877. | 12,826,148    | 406,394,000     | 115,546,194   | 1,412,902     | 21,170,100      | 12,301,759   |
| 1878. | 13,176,500    | 413,576,560     | 110,757,468   | 1,625,700     | 25,342,790      | 15,506,002   |
| 1879. | 12,683,500    | 343,761,320     | 120,533,294   | 1,625,450     | 23,639,460      | 15,507,431   |
| 1880. | 16,187,977    | 417,885,380     | 150,243,565   | 1,767,619     | 24,540,829      | 18,564,560   |
| 1881. | 16,831,600    | 416,481,000     | 193,198,970   | 1,789,100     | 20,704,950      | 19,327,415   |
| 1882. | 18,494,691    | 488,250,610     | 182,978,022   | 2,227,894     | 29,960,037      | 18,309,504   |
| 1883. | 20,324,962    | 571,802,400     | 187,040,264   | 2,314,754     | 28,058,582      | 16,439,193   |
| 1884. | 21,900,917    | 583,628,000     | 161,528,470   | 2,343,963     | 28,640,000      | 14,837,040   |
| 1885. | 22,783,630    | 629,409,000     | 179,631,860   | 2,129,301     | 21,756,000      | 12,584,820   |
| 1886. | 23,658,474    | 624,134,000     | 186,137,930   | 2,129,918     | 24,489,000      | 11,881,330   |
| 1887. | 25,920,906    | 659,618,000     | 200,690,790   | 2,053,447     | 20,695,000      | 11,283,140   |
| 1888. | 26,908,282    | 701,735,000     | 195,424,240   | 2,364,805     | 28,415,000      | 12,701,869   |
| 1889. | 27,462,316    | 751,515,000     | 171,781,008   | 2,171,493     | 28,420,239      | 16,029,725   |
| 1890. | 26,431,369    | 523,621,000     | 222,048,486   | 2,141,853     | 25,807,427      | 16,229,932   |
| 1891. | 25,581,861    | 738,384,000     | 232,312,267   | 2,176,466     | 31,751,863      | 24,589,217   |
| 1892. | 27,065,835    | 691,035,000     | 269,255,611   | 2,163,657     | 27,973,824      | 15,100,056   |
| 1893. | 27,273,033    | 638,854,850     | 187,576,032   | 2,038,485     | 26,535,446      | 13,612,222   |
| 1894. | 27,025,553    | 692,036,928     | 214,816,320   | 1,944,780     | 28,727,615      | 13,395,476   |
| 1895. | 27,878,406    | 824,443,537     | 163,655,068   | 1,890,345     | 27,210,070      | 11,904,826   |
| 1896. | 27,565,985    | 707,846,404     | 132,485,033   | 1,831,201     | 24,369,047      | 9,980,769    |
| 1897. | 25,730,375    | 698,767,809     | 147,974,719   | 1,703,561     | 27,363,324      | 12,239,647   |
| 1898. | 25,777,110    | 730,906,643     | 186,405,364   | 1,643,207     | 25,657,522      | 11,875,540   |
| 1899. | 26,341,380    | 796,177,713     | 198,167,975   | 1,659,303     | 23,961,741      | 12,214,118   |
| 1900. | 27,364,795    | 809,123,983     | 208,069,233   | 1,591,362     | 23,895,927      | 12,205,417   |

\*All values in this and the following tables are in gold.

## STATISTICS OF THE PRINCIPAL FARM CROPS.—CONTINUED.

Acreage, production and value of the principal farm crops in the United States (1868-1900).

| YEAR. | BARLEY.                  |                               |              | BUCKWHEAT. |             |              |
|-------|--------------------------|-------------------------------|--------------|------------|-------------|--------------|
|       | Acreage.                 | Production.                   | Value.       | Acreage.   | Production. | Value.       |
| 1868. | <i>Acres.</i><br>937,498 | <i>Bushels.</i><br>22,896,100 | \$54,948,127 | 1,113,993  | 19,833,700  | \$15,490,426 |
| 1869. | 1,025,795                | 28,652,200                    | 20,298,164   | 1,028,683  | 17,431,100  | 12,634,851   |
| 1870. | 1,108,954                | 26,295,400                    | 20,792,213   | 596,992    | 9,841,500   | 6,937,471    |
| 1871. | 1,177,735                | 26,718,500                    | 20,264,015   | 413,915    | 8,328,700   | 6,208,165    |
| 1872. | 1,397,082                | 26,846,400                    | 18,415,889   | 418,497    | 8,183,500   | 5,979,222    |
| 1873. | 1,387,106                | 32,044,491                    | 27,794,229   | 454,152    | 7,837,700   | 5,878,629    |
| 1874. | 1,580,626                | 32,562,500                    | 27,997,824   | 452,590    | 8,016,600   | 5,843,645    |
| 1875. | 1,789,902                | 36,908,600                    | 27,367,522   | 575,590    | 10,082,100  | 6,254,564    |
| 1876. | 1,766,511                | 38,710,500                    | 24,402,691   | 696,441    | 9,668,800   | 6,435,836    |
| 1877. | 1,614,654                | 34,441,400                    | 21,629,130   | 649,923    | 10,177,000  | 6,808,180    |
| 1878. | 1,790,400                | 42,245,630                    | 24,454,301   | 673,100    | 12,246,829  | 6,441,240    |
| 1879. | 1,680,700                | 40,283,100                    | 23,714,444   | 639,900    | 13,140,000  | 7,856,191    |
| 1880. | 1,843,329                | 45,165,346                    | 30,030,742   | 822,802    | 14,617,595  | 8,629,488    |
| 1881. | 1,967,510                | 41,161,330                    | 33,862,513   | 828,815    | 9,486,200   | 8,205,705    |
| 1882. | 2,272,103                | 48,953,926                    | 30,768,015   | 847,112    | 11,019,353  | 8,038,862    |
| 1883. | 2,379,000                | 50,136,097                    | 29,420,423   | 857,349    | 7,068,854   | 6,308,380    |
| 1884. | 2,608,818                | 61,203,000                    | 29,779,170   | 879,403    | 11,116,000  | 6,549,020    |
| 1885. | 2,729,359                | 58,360,000                    | 32,367,436   | 914,394    | 12,626,000  | 7,037,393    |
| 1886. | 2,652,567                | 59,428,000                    | 31,840,510   | 917,915    | 11,869,000  | 6,465,120    |
| 1887. | 2,901,953                | 56,812,000                    | 29,464,300   | 910,506    | 10,844,000  | 6,122,320    |
| 1888. | 2,996,382                | 63,884,000                    | 37,672,032   | 912,630    | 12,050,000  | 7,627,647    |
| 1889. | 3,220,834                | 78,332,976                    | 32,614,271   | 857,162    | 11,102,329  | 6,118,119    |
| 1890. | 3,135,302                | 67,168,844                    | 42,140,502   | 844,579    | 12,432,831  | 7,132,872    |
| 1891. | 3,352,579                | 86,839,153                    | 45,470,342   | 849,364    | 12,760,932  | 7,271,506    |
| 1892. | 3,400,361                | 80,096,762                    | 33,026,062   | 861,451    | 12,143,185  | 6,295,643    |
| 1893. | 3,220,371                | 69,869,495                    | 28,729,386   | 815,614    | 12,122,311  | 7,074,450    |
| 1894. | 3,170,602                | 61,400,465                    | 27,134,127   | 789,232    | 12,668,200  | 7,040,238    |
| 1895. | 3,239,973                | 87,072,744                    | 29,312,413   | 763,277    | 15,341,899  | 6,936,325    |
| 1896. | 2,950,539                | 69,695,223                    | 22,491,241   | 754,898    | 14,089,783  | 5,522,339    |
| 1897. | 2,719,116                | 66,085,127                    | 25,142,139   | 717,836    | 14,997,451  | 6,319,188    |
| 1898. | 2,583,125                | 55,792,257                    | 23,064,359   | 678,332    | 11,721,927  | 5,271,462    |
| 1899. | 2,873,229                | 73,381,563                    | 29,594,254   | 670,148    | 11,094,473  | 6,183,675    |
| 1900. | 2,894,282                | 68,927,833                    | 24,075,271   | 697,930    | 9,566,966   | 5,341,413    |

| YEAR. | POTATOES.                  |                                |              | HAY.       |             |               |
|-------|----------------------------|--------------------------------|--------------|------------|-------------|---------------|
|       | Acreage.                   | Production.                    | Value.       | Acreage.   | Production. | Value.        |
| 1868. | <i>Acres.</i><br>1,131,552 | <i>Bushels.</i><br>106,090,000 | \$62,918,360 | 21,541,573 | 26,141,900  | \$263,589,235 |
| 1869. | 1,222,250                  | 133,886,000                    | 57,481,362   | 18,591,281 | 26,420,000  | 268,933,048   |
| 1870. | 1,325,119                  | 114,775,000                    | 74,621,019   | 19,861,905 | 24,525,000  | 305,743,224   |
| 1871. | 1,220,913                  | 120,461,700                    | 64,905,189   | 19,009,052 | 22,239,400  | 317,939,799   |
| 1872. | 1,351,331                  | 113,516,000                    | 60,692,129   | 20,318,936 | 23,812,800  | 308,024,517   |
| 1873. | 1,295,139                  | 106,089,000                    | 69,153,709   | 21,894,084 | 25,085,100  | 314,241,037   |
| 1874. | 1,310,041                  | 105,981,000                    | 65,223,314   | 21,769,772 | 25,133,900  | 300,222,454   |
| 1875. | 1,510,041                  | 166,877,000                    | 57,357,515   | 23,507,964 | 27,373,600  | 300,877,839   |
| 1876. | 1,741,383                  | 124,827,000                    | 77,319,541   | 25,282,797 | 30,867,100  | 276,991,422   |
| 1877. | 1,792,287                  | 170,092,000                    | 74,272,500   | 25,367,708 | 31,629,300  | 264,379,736   |
| 1878. | 1,776,800                  | 124,126,500                    | 72,923,573   | 26,931,300 | 39,608,296  | 285,015,625   |
| 1879. | 1,896,800                  | 181,623,400                    | 79,153,675   | 27,484,391 | 35,496,000  | 390,804,434   |
| 1880. | 1,842,510                  | 167,659,570                    | 81,062,214   | 25,863,955 | 31,925,233  | 371,811,084   |
| 1881. | 2,041,670                  | 109,145,494                    | 99,291,841   | 30,883,700 | 35,135,064  | 415,131,396   |
| 1882. | 2,171,635                  | 70,972,508                     | 35,304,844   | 32,339,585 | 38,138,049  | 371,107,376   |
| 1883. | 2,289,375                  | 208,164,425                    | 87,849,991   | 35,515,943 | 46,364,000  | 384,534,451   |
| 1884. | 2,220,989                  | 190,642,000                    | 75,524,240   | 38,571,563 | 48,470,460  | 395,130,304   |
| 1885. | 2,265,823                  | 175,023,000                    | 78,153,403   | 39,849,701 | 44,731,550  | 389,752,873   |
| 1886. | 2,287,136                  | 168,051,000                    | 78,441,940   | 36,501,688 | 41,796,469  | 353,437,639   |
| 1887. | 2,357,322                  | 134,103,000                    | 91,506,740   | 37,664,739 | 41,454,458  | 413,440,283   |
| 1888. | 2,533,280                  | 202,395,000                    | 81,413,589   | 38,591,908 | 46,643,094  | 403,469,565   |
| 1889. | 2,647,989                  | 204,990,315                    | 72,704,413   | 52,947,236 | 66,829,612  | 470,874,948   |
| 1890. | 2,651,579                  | 148,078,945                    | 112,205,235  | 50,712,513 | 60,197,689  | 473,569,972   |
| 1891. | 2,714,770                  | 254,426,971                    | 91,024,521   | 51,044,490 | 60,817,771  | 494,113,616   |
| 1892. | 2,547,962                  | 156,654,819                    | 103,567,520  | 50,853,061 | 59,823,735  | 490,427,798   |
| 1893. | 2,605,186                  | 183,034,203                    | 108,661,801  | 49,613,469 | 65,766,158  | 570,882,872   |
| 1894. | 2,737,913                  | 170,787,338                    | 91,526,787   | 48,321,272 | 54,874,408  | 468,578,321   |
| 1895. | 2,954,362                  | 237,237,370                    | 78,934,901   | 44,206,455 | 47,078,541  | 395,185,615   |
| 1896. | 2,767,465                  | 252,234,540                    | 72,182,350   | 43,259,756 | 59,282,158  | 488,145,614   |
| 1897. | 2,634,577                  | 164,015,964                    | 89,643,059   | 42,426,770 | 60,664,896  | 401,880,728   |
| 1898. | 2,657,729                  | 192,306,338                    | 79,574,772   | 42,780,827 | 66,376,920  | 398,000,647   |
| 1899. | 2,681,856                  | 223,783,232                    | 89,323,832   | 41,328,462 | 56,655,756  | 411,926,187   |
| 1900. | 2,611,054                  | 210,926,897                    | 90,811,167   | 39,132,890 | 50,110,905  | 445,538,570   |

STATISTICS OF THE PRINCIPAL FARM CROPS.—CONTINUED.  
Acreage, production and value of the principal farm crops in the United States (1868-1899).

| YEAR.     | TOBACCO. |             |              | COTTON.    |             |               |
|-----------|----------|-------------|--------------|------------|-------------|---------------|
|           | Acreage. | Production. | Value.       | Acreage.   | Production. | Value.        |
|           | Acres.   | Pounds.     |              | Acres.     | Bales.      |               |
| 1868..... | 427,189  | 320,982,000 | \$29,822,873 | 7,933,000  | 2,366,467   | \$226,794,168 |
| 1869..... | 481,101  | 273,775,000 | 25,520,065   | 9,985,000  | 3,122,551   | 261,067,037   |
| 1870..... | 330,668  | 950,628,000 | 24,010,018   | 8,911,000  | 4,352,317   | 292,703,086   |
| 1871..... | 350,709  | 263,196,100 | 23,292,645   | 9,500,000  | 2,974,351   | 242,672,804   |
| 1872..... | 416,512  | 342,304,000 | 31,647,817   | 10,816,000 | 3,390,508   | 280,552,629   |
| 1873..... | 480,878  | 572,810,000 | 28,421,703   | 10,982,000 | 4,170,388   | 289,853,486   |
| 1874..... | 281,062  | 178,355,000 | 21,066,515   | 11,655,000 | 3,892,941   | 228,119,080   |
| 1875..... | 559,049  | 379,347,000 | 26,453,881   | 11,500,000 | 4,632,513   | 253,109,945   |
| 1876..... | 540,457  | 381,002,000 | 25,923,894   | 11,525,000 | 4,474,069   | 211,655,041   |
| 1877..... | 542,850  | 392,546,700 | 22,033,240   | 12,595,500 | 4,773,865   | 265,781,194   |
| 1878..... | 492,100  | 391,278,350 | 22,727,524   | 12,595,500 | 4,634,942   | 193,467,706   |
| 1879..... | 602,516  | 446,296,889 | 36,414,615   | 15,475,300 | 4,735,082   | 242,140,887   |
| 1880..... | 646,239  | 449,880,014 | 43,372,336   | 16,851,000 | 5,456,043   | 280,298,242   |
| 1881..... | 671,522  | 513,077,558 | 43,189,950   | 16,791,557 | 6,967,000   | 309,696,500   |
| 1882..... | 638,739  | 451,545,611 | 40,455,862   | 16,777,963 | 5,700,000   | 250,594,750   |
| 1883..... | 724,668  | 541,504,000 | 44,160,151   | 17,439,612 | 5,682,000   | 253,993,385   |
| 1884..... | 752,520  | 562,736,000 | 43,265,598   | 18,300,865 | 6,575,300   | 362,989,812   |
| 1885..... | 750,210  | 532,537,000 | 39,468,218   | 18,454,603 | 6,254,460   | 209,381,938   |
| 1886..... | 598,520  | 386,240,000 | 40,977,259   | 18,641,067 | 7,020,209   | 337,972,453   |
| 1887..... | 747,326  | 565,795,000 | 43,696,665   | 19,058,591 | 6,940,898   | 354,454,340   |
| 1888..... | 695,301  | 488,256,619 | 32,336,740   | 20,171,806 | 7,472,511   | 402,951,814   |
| 1889..... | 722,198  | 522,215,116 | 43,100,532   | 20,809,053 | 8,652,597   | 369,668,858   |
| 1890..... | 742,945  | 556,877,039 | 47,492,584   | 20,714,937 | 9,035,379   | 326,513,298   |
| 1891..... | 725,195  | 498,621,686 | 46,728,959   | 18,067,924 | 6,700,865   | 262,252,286   |
| 1892..... | 702,952  | 488,023,953 | 39,155,442   | 19,525,000 | 7,493,000   | 274,479,657   |
| 1893..... | 523,106  | 406,678,385 | 27,750,739   | 23,087,850 | 9,476,435   | 287,120,818   |
| 1894..... | 633,850  | 491,544,000 | 35,574,220   | 20,184,393 | 7,161,044   | 280,338,086   |
| 1895..... | 594,749  | 403,004,320 | 24,258,070   | 23,273,209 | 8,532,703   | 291,811,564   |
| 1896..... | *        | 610,880,256 | *            | 24,319,584 | 10,897,857  | 319,491,412   |
| 1897..... | *        | *           | *            | 24,967,295 | 11,189,205  | 305,467,041   |
| 1898..... | *        | 638,418,146 | *            | 23,403,497 | 9,142,838   | 334,847,868   |
| 1899..... | *        | *           | *            | *          | *           | *             |

\*No data. The department of agriculture will resume the collection of full tobacco statistics as soon as the twelfth census has furnished a new basis.

NUMBER AND VALUE OF FARM ANIMALS IN THE UNITED STATES (1868-1900).

| JANUARY 1. | HORSES.    |               | MULES.    |              | MILCH COWS. |               |
|------------|------------|---------------|-----------|--------------|-------------|---------------|
|            | Number.    | Value.        | Number.   | Value.       | Number.     | Value.        |
| 1868.....  | 5,756,940  | \$432,636,226 | 855,685   | \$66,415,769 | 8,691,568   | \$319,681,153 |
| 1869.....  | 6,332,793  | 533,024,787   | 921,662   | 98,886,359   | 9,247,714   | 361,752,676   |
| 1870.....  | 8,248,800  | 671,319,461   | 1,179,500 | 128,584,786  | 10,063,600  | 394,940,745   |
| 1871.....  | 8,702,000  | 683,257,587   | 1,242,300 | 126,127,786  | 10,023,000  | 374,179,063   |
| 1872.....  | 8,900,900  | 659,707,916   | 1,276,300 | 121,027,316  | 10,303,500  | 329,304,983   |
| 1873.....  | 9,222,470  | 684,463,957   | 1,310,000 | 124,658,085  | 10,575,900  | 314,358,981   |
| 1874.....  | 9,333,800  | 666,927,406   | 1,339,350 | 119,501,859  | 10,705,300  | 299,609,309   |
| 1875.....  | 9,504,200  | 646,370,939   | 1,393,750 | 111,502,713  | 10,906,800  | 311,089,824   |
| 1876.....  | 9,735,300  | 632,446,985   | 1,414,500 | 106,565,114  | 11,085,400  | 320,346,728   |
| 1877.....  | 10,155,400 | 610,206,631   | 1,443,500 | 99,480,976   | 11,260,800  | 307,743,211   |
| 1878.....  | 10,329,700 | 600,813,681   | 1,637,500 | 104,322,939  | 11,300,100  | 298,499,866   |
| 1879.....  | 10,993,700 | 573,254,808   | 1,713,100 | 96,063,971   | 11,826,400  | 256,953,928   |
| 1880.....  | 11,201,800 | 613,296,611   | 1,729,500 | 105,948,319  | 12,027,000  | 279,899,420   |
| 1881.....  | 11,429,626 | 667,954,325   | 1,730,731 | 120,066,164  | 12,368,653  | 296,277,060   |
| 1882.....  | 10,521,554 | 615,324,914   | 1,835,166 | 130,945,378  | 12,611,632  | 326,450,310   |
| 1883.....  | 10,838,111 | 765,041,306   | 1,871,079 | 143,732,380  | 13,125,685  | 396,974,406   |
| 1884.....  | 11,139,633 | 837,734,400   | 1,914,136 | 161,214,976  | 13,501,206  | 423,486,649   |
| 1885.....  | 11,564,572 | 852,282,947   | 1,972,569 | 162,497,007  | 13,904,722  | 412,908,056   |
| 1886.....  | 12,077,657 | 860,823,208   | 2,052,536 | 163,381,096  | 14,233,388  | 389,983,523   |
| 1887.....  | 12,496,744 | 901,685,755   | 2,117,141 | 167,057,538  | 14,522,083  | 378,789,589   |
| 1888.....  | 13,172,936 | 946,096,154   | 2,191,727 | 174,853,563  | 14,856,414  | 366,252,173   |
| 1889.....  | 13,663,294 | 982,194,827   | 2,257,574 | 179,444,481  | 15,298,625  | 266,226,376   |
| 1890.....  | 14,213,837 | 978,516,562   | 2,331,027 | 182,394,009  | 15,952,883  | 352,152,133   |
| 1891.....  | 14,056,750 | 941,823,222   | 2,296,532 | 178,847,370  | 16,019,591  | 346,397,900   |
| 1892.....  | 15,498,140 | 1,007,503,636 | 2,314,639 | 174,882,070  | 16,416,351  | 351,378,132   |
| 1893.....  | 16,206,802 | 992,225,185   | 2,331,128 | 164,763,751  | 16,424,087  | 357,299,785   |
| 1894.....  | 16,081,139 | 769,224,739   | 2,352,231 | 146,232,811  | 16,487,400  | 358,998,661   |
| 1895.....  | 15,833,318 | 576,730,580   | 2,333,103 | 110,927,834  | 16,504,629  | 362,601,729   |
| 1896.....  | 15,124,057 | 500,140,186   | 2,278,946 | 103,204,457  | 16,137,586  | 363,355,545   |
| 1897.....  | 14,964,667 | 452,649,339   | 2,215,654 | 92,302,050   | 15,941,727  | 369,239,939   |
| 1898.....  | 13,900,911 | 473,362,407   | 2,257,095 | 99,032,032   | 15,840,886  | 434,818,896   |
| 1899.....  | 13,695,307 | 511,074,313   | 2,134,213 | 98,933,261   | 15,960,115  | 474,233,925   |
| 1900.....  | 13,537,524 | 603,909,442   | 2,086,027 | 111,717,092  | 16,292,390  | 514,312,106   |

## NUMBER AND VALUE OF FARM ANIMALS.—CONTINUED.

| JANUARY 1. | CATTLE, OTHER THAN COWS. |               | SHEEP.     |              | SWINE.     |               | Total value of farm animals. |
|------------|--------------------------|---------------|------------|--------------|------------|---------------|------------------------------|
|            | Number.                  | Value.        | Number.    | Value.       | Number.    | Value.        |                              |
| 1868.....  | 11,942,484               | \$249,144,569 | 88,991,912 | \$98,407,809 | 24,317,258 | \$110,766,266 | \$1,277,111,822              |
| 1869.....  | 12,185,885               | 306,211,473   | 87,724,279 | 82,189,979   | 23,316,476 | 146,188,755   | 1,527,704,029                |
| 1870.....  | 15,388,500               | 346,926,440   | 40,858,000 | 98,364,433   | 26,751,400 | 187,191,502   | 1,822,327,371                |
| 1871.....  | 16,212,200               | 369,940,056   | 31,851,000 | 74,085,837   | 29,457,500 | 182,602,352   | 1,810,142,711                |
| 1872.....  | 16,389,800               | 321,562,693   | 31,679,300 | 88,771,197   | 31,796,300 | 188,733,828   | 1,659,291,933                |
| 1873.....  | 16,413,800               | 329,298,755   | 33,002,400 | 97,922,350   | 32,632,050 | 183,729,615   | 1,684,431,698                |
| 1874.....  | 16,218,100               | 310,649,803   | 33,928,200 | 88,690,569   | 30,860,900 | 184,565,526   | 1,619,944,472                |
| 1875.....  | 16,313,400               | 304,858,859   | 33,783,600 | 94,320,632   | 28,062,200 | 149,869,234   | 1,618,012,221                |
| 1876.....  | 16,785,900               | 319,623,509   | 35,965,300 | 98,666,318   | 25,726,800 | 175,070,484   | 1,647,719,138                |
| 1877.....  | 17,356,100               | 307,105,536   | 35,804,200 | 80,892,682   | 28,077,100 | 171,077,196   | 1,576,506,083                |
| 1878.....  | 19,223,900               | 329,541,703   | 35,740,500 | 80,038,062   | 32,262,500 | 160,538,532   | 1,574,620,783                |
| 1879.....  | 21,408,100               | 329,543,327   | 35,123,800 | 79,028,984   | 34,706,100 | 110,613,044   | 1,445,428,062                |
| 1880.....  | 21,291,000               | 341,761,154   | 40,735,000 | 90,220,937   | 34,034,100 | 145,731,515   | 1,576,917,556                |
| 1881.....  | 20,967,702               | 362,861,509   | 43,576,839 | 104,070,759  | 36,247,638 | 170,538,435   | 1,721,795,232                |
| 1882.....  | 23,280,238               | 483,069,489   | 45,016,224 | 106,594,954  | 44,122,200 | 268,543,195   | 1,906,459,260                |
| 1883.....  | 28,046,077               | 611,549,109   | 49,237,291 | 124,365,835  | 43,270,066 | 291,951,221   | 2,338,215,268                |
| 1884.....  | 29,046,101               | 638,229,054   | 50,626,626 | 119,902,650  | 44,200,898 | 246,301,139   | 2,467,868,924                |
| 1885.....  | 29,866,573               | 694,362,913   | 50,360,243 | 107,960,706  | 45,142,657 | 226,401,693   | 2,456,428,380                |
| 1886.....  | 31,275,242               | 661,956,274   | 48,322,331 | 92,443,867   | 46,092,043 | 196,569,894   | 2,365,159,862                |
| 1887.....  | 33,511,750               | 663,137,926   | 44,769,314 | 89,872,839   | 44,612,836 | 200,043,291   | 2,400,586,968                |
| 1888.....  | 34,378,363               | 611,750,520   | 43,544,755 | 89,279,326   | 44,346,525 | 220,811,082   | 2,409,043,418                |
| 1889.....  | 35,032,417               | 597,293,812   | 42,599,079 | 90,640,969   | 50,301,592 | 291,307,193   | 2,400,050,068                |
| 1890.....  | 36,849,024               | 560,625,137   | 44,336,072 | 100,659,761  | 51,602,730 | 243,418,336   | 2,418,766,028                |
| 1891.....  | 36,875,648               | 544,127,908   | 43,431,136 | 108,397,447  | 50,625,106 | 210,138,923   | 2,329,787,770                |
| 1892.....  | 37,651,239               | 570,749,155   | 44,338,863 | 116,121,230  | 52,398,019 | 241,031,415   | 2,461,756,688                |
| 1893.....  | 35,934,196               | 547,882,204   | 47,273,535 | 128,909,264  | 46,064,807 | 235,426,492   | 2,456,428,380                |
| 1894.....  | 36,608,168               | 536,739,747   | 45,048,017 | 89,186,110   | 45,206,498 | 270,384,626   | 2,170,316,754                |
| 1895.....  | 34,364,216               | 482,939,129   | 42,294,064 | 66,085,767   | 44,165,716 | 219,501,267   | 1,819,446,306                |
| 1896.....  | 32,085,409               | 508,928,416   | 38,298,783 | 65,197,735   | 42,842,759 | 186,529,745   | 1,727,936,064                |
| 1897.....  | 30,508,408               | 507,923,421   | 36,818,643 | 67,020,942   | 40,600,276 | 166,272,770   | 1,655,414,612                |
| 1898.....  | 29,264,197               | 612,296,434   | 37,656,960 | 92,721,133   | 39,759,566 | 174,351,460   | 1,891,577,471                |
| 1899.....  | 27,994,225               | 637,931,135   | 39,114,453 | 107,697,530  | 38,651,631 | 170,109,743   | 1,997,010,407                |
| 1900.....  | 27,610,054               | 639,486,240   | 41,883,065 | 122,685,913  | ..... †    | ..... †       | *2,042,650,813               |

\*Less swine. †Not reported.

## AVERAGE FARM VALUE OF CROPS (1866-1900).

| DECEMBER 1. | Wheat. | Oats.  | Corn.  | Rye.   | Barley | Buck-wheat. | Pota-<br>toes. | Hay,<br>per ton |
|-------------|--------|--------|--------|--------|--------|-------------|----------------|-----------------|
|             | Cents. | Cents. | Cents. | Cents. | Cents. | Cents.      | Cents.         | Dollars         |
| 1866.....   | 152.7  | 35.1   | 47.4   | 82.2   | 70.2   | 67.6        | 47.3           | 10.14           |
| 1867.....   | 145.2  | 44.5   | 57.0   | 100.4  | 70.1   | 78.7        | 65.9           | 10.21           |
| 1868.....   | 108.5  | 71.7   | 46.8   | 91.9   | 109.0  | 78.0        | 59.3           | 10.08           |
| 1869.....   | 76.5   | 33.0   | 59.8   | 77.0   | 70.8   | 71.9        | 42.9           | 10.18           |
| 1870.....   | 91.4   | 39.0   | 49.4   | 73.2   | 79.1   | 70.5        | 65.0           | 12.47           |
| 1871.....   | 114.5  | 36.2   | 43.4   | 71.1   | 75.8   | 74.5        | 53.9           | 14.30           |
| 1872.....   | 111.4  | 29.9   | 33.3   | 67.6   | 68.6   | 73.5        | 53.5           | 12.34           |
| 1873.....   | 106.9  | 34.6   | 44.2   | 70.3   | 83.7   | 75.0        | 65.2           | 12.53           |
| 1874.....   | 86.3   | 47.1   | 58.4   | 77.4   | 86.0   | 72.9        | 61.5           | 11.94           |
| 1875.....   | 89.5   | 32.0   | 36.7   | 67.1   | 74.1   | 62.0        | 34.4           | 10.78           |
| 1876.....   | 96.3   | 32.4   | 34.0   | 61.4   | 63.0   | 66.6        | 61.9           | 8.97            |
| 1877.....   | 105.7  | 28.5   | 34.8   | 57.6   | 62.8   | 66.9        | 43.7           | 8.37            |
| 1878.....   | 77.6   | 24.6   | 31.7   | 52.5   | 57.9   | 52.6        | 58.7           | 7.20            |
| 1879.....   | 110.8  | 33.1   | 37.5   | 65.6   | 58.9   | 59.8        | 43.6           | 9.32            |
| 1880.....   | 95.1   | 36.0   | 39.6   | 75.6   | 66.6   | 59.4        | 48.3           | 11.65           |
| 1881.....   | 119.2  | 46.4   | 63.6   | 93.3   | 82.3   | 86.5        | 91.0           | 11.82           |
| 1882.....   | 88.4   | 37.5   | 48.5   | 61.5   | 62.9   | 73.0        | 55.7           | 9.70            |
| 1883.....   | 91.1   | 33.0   | 42.4   | 58.1   | 58.7   | 82.2        | 42.2           | 8.19            |
| 1884.....   | 64.5   | 28.0   | 35.7   | 51.9   | 43.7   | 58.9        | 39.6           | 8.17            |
| 1885.....   | 77.1   | 28.5   | 32.8   | 57.9   | 56.3   | 55.9        | 44.7           | 8.71            |
| 1886.....   | 68.7   | 29.8   | 36.6   | 53.8   | 53.6   | 54.5        | 46.7           | 8.46            |
| 1887.....   | 68.1   | 30.4   | 44.4   | 54.5   | 51.9   | 56.5        | 68.2           | 9.97            |
| 1888.....   | 92.6   | 27.8   | 34.1   | 53.8   | 59.0   | 63.3        | 40.2           | 7.86            |
| 1889.....   | 69.8   | 23.0   | 28.3   | 42.7   | 41.6   | 60.5        | 35.2           | 7.04            |
| 1890.....   | 83.8   | 42.4   | 50.6   | 62.9   | 62.7   | 57.4        | 75.8           | 7.87            |
| 1891.....   | 83.9   | 31.5   | 40.6   | 77.4   | 52.4   | 57.0        | 35.8           | 8.12            |
| 1892.....   | 62.4   | 31.7   | 39.4   | 54.2   | 47.5   | 51.8        | 66.1           | 8.20            |
| 1893.....   | 53.8   | 29.4   | 36.5   | 51.3   | 41.1   | 58.4        | 59.4           | 8.68            |
| 1894.....   | 49.1   | 32.4   | 45.7   | 50.1   | 44.2   | 55.6        | 53.6           | 8.54            |
| 1895.....   | 50.9   | 19.9   | 25.3   | 44.0   | 33.7   | 45.2        | 26.6           | 8.35            |
| 1896.....   | 72.6   | 18.7   | 21.5   | 40.9   | 32.3   | 39.2        | 28.6           | 6.55            |
| 1897.....   | 80.8   | 21.2   | 26.3   | 44.7   | 37.7   | 42.1        | 54.7           | 6.62            |
| 1898.....   | 58.2   | 25.5   | 28.7   | 46.3   | 41.3   | 45.0        | 41.4           | 6.00            |
| 1899.....   | 58.4   | 24.9   | 30.3   | 51.0   | 40.3   | 55.7        | 39.0           | 7.27            |
| 1900.....   | 61.9   | 25.8   | 35.7   | 51.2   | 40.8   | 55.8        | 43.1           | 8.89            |

WINE PRODUCTION OF THE WORLD IN 1900.

43

COTTON CROP OF THE UNITED STATES (1900).

The following table is from figures compiled by Henry G. Hester of New Orleans for the cotton crop season closed Aug. 31, 1901:

| STATE.                          | 1900-1901.    | 1899-1900.    | 1898-1899.    | 1897-1898.    |
|---------------------------------|---------------|---------------|---------------|---------------|
|                                 | <i>Bales.</i> | <i>Bales.</i> | <i>Bales.</i> | <i>Bales.</i> |
| Alabama.....                    | 1,000,000     | 1,044,000     | 1,159,000     | 1,159,000     |
| Arkansas.....                   | 762,000       | 750,000       | 834,000       | 922,000       |
| Florida.....                    | 45,000        | 50,000        | 70,000        | 70,000        |
| Georgia.....                    | 1,295,000     | 1,309,000     | 1,536,000     | 1,536,000     |
| Louisiana.....                  | 719,000       | 625,000       | 590,000       | 740,000       |
| Mississippi.....                | 950,000       | 1,230,000     | 1,522,000     | 1,627,000     |
| North Carolina.....             | 542,000       | 561,000       | 583,000       | 583,000       |
| South Carolina.....             | 911,000       | 921,000       | 1,012,000     | 1,003,000     |
| Tennessee, etc.....             | 350,000       | 355,000       | 414,000       | 485,000       |
| Texas and Indian Territory..... | 3,800,000     | 2,591,000     | 3,555,000     | 3,075,000     |
| Total.....                      | 10,383,000    | 9,436,000     | 11,275,000    | 11,200,000    |
| Value.....                      | \$494,567,549 | \$363,784,820 | \$282,772,987 | \$320,552,606 |

HOP CROP OF THE WORLD.

The total hop crop of the world in 1899 was 1,286,460 bales, of which the United States produced 235,300 bales. California produced 59,000 bales; Oregon, 82,300; Washington, 36,000; New York, 58,000.

FLAXSEED CROP OF THE WORLD.

The world's product of flaxseed in 1899 was 68,553,000 bushels, of which the United States supplied 29,601,000 bushels. The total of flax fiber produced in the same year was 1,293,943,000 pounds.

PER CAPITA SUGAR CONSUMPTION.

[From Licht's Sugar Circular.]

| COUNTRY.           | Popula-<br>tion, 1900 | 1899-<br>1900. | 1898-<br>1899. | 1897-<br>1898. | COUNTRY.           | Popula-<br>tion, 1900 | 1899-<br>1900. | 1898-<br>1899. | 1897-<br>1898. |
|--------------------|-----------------------|----------------|----------------|----------------|--------------------|-----------------------|----------------|----------------|----------------|
|                    |                       | <i>Lbs.</i>    | <i>Lbs.</i>    | <i>Lbs.</i>    |                    |                       | <i>Lbs.</i>    | <i>Lbs.</i>    | <i>Lbs.</i>    |
| Austria.....       | 46,335,000            | 17.63          | 18.27          | 17.83          | Portugal.....      | 5,110,000             | 14.66          | 12.81          | 14.24          |
| Belgium.....       | 6,670,000             | 23.50          | 23.17          | 23.08          | Roumania..         | 5,612,000             | 7.78           | 7.82           | 7.21           |
| Bulgaria.....      | 3,316,000             | 6.70           | 6.56           | 5.53           | Russia.....        | 107,000,000           | 13.95          | 12.92          | 12.61          |
| Denmark.....       | 2,334,000             | 54.80          | 47.77          | 48.83          | Servia.....        | 2,413,000             | 5.25           | 5.11           | 4.71           |
| France.....        | 38,565,000            | 36.95          | 33.02          | 31.02          | Spain.....         | 18,200,000            | 10.60          | 12.25          | 8.00           |
| Great Britain..... | 40,708,000            | 91.64          | 88.38          | 91.31          | Sweden-Norway...   | 7,175,000             | 38.23          | 34.74          | 40.74          |
| Greece.....        | 2,465,000             | 7.19           | 6.46           | 6.24           | Switzerland.....   | 3,145,000             | 60.31          | 56.81          | 52.17          |
| Germany.....       | 55,835,000            | 33.88          | 30.73          | 30.22          | Turkey.....        | 24,515,000            | 8.00           | 7.67           | 6.07           |
| Italy.....         | 31,856,000            | 6.08           | 6.15           | 6.28           | United States..... | 76,305,000            | 65.20          | 62.60          | 61.50          |
| Netherlands.....   | 5,075,000             | 32.45          | 28.94          | 34.41          | Total.....         | 477,661,000           | 33.00          | 31.96          | 30.62          |

WORLD'S SUGAR CROP (1900-1901).

(Tons of 2,240 pounds.)

|                              |           |  |  |                                   |             |         |
|------------------------------|-----------|--|--|-----------------------------------|-------------|---------|
| <i>Cane sugar:</i>           |           |  |  |                                   | Russia..... | 890,000 |
| Louisiana.....               | 270,000   |  |  | Belgium.....                      | 340,000     |         |
| Porto Rico.....              | 85,000    |  |  | Holland.....                      | 180,000     |         |
| Hawaiian Islands.....        | 306,000   |  |  | Other countries.....              | 375,000     |         |
| Cuba.....                    | 609,000   |  |  | Total for Europe.....             | 6,020,000   |         |
| British West Indies.....     | 175,000   |  |  | California.....                   | 25,451      |         |
| Other West Indies.....       | 141,000   |  |  | Nebraska.....                     | 4,406       |         |
| Mexico.....                  | 93,000    |  |  | Utah.....                         | 7,630       |         |
| Central America.....         | 19,000    |  |  | New York.....                     | 3,669       |         |
| South America.....           | 467,000   |  |  | Michigan.....                     | 23,533      |         |
| Asia.....                    | 762,000   |  |  | Minnesota.....                    | 1,186       |         |
| Australia and Polynesia..... | 149,650   |  |  | Oregon.....                       | 888         |         |
| Africa.....                  | 320,000   |  |  | Illinois.....                     | 1,150       |         |
| Europe.....                  | 33,000    |  |  | Colorado.....                     | 5,982       |         |
| Total (Willett & Gray).....  | 3,420,770 |  |  | Washington.....                   | 625         |         |
| <i>Beet sugar (Licht):</i>   |           |  |  | Ohio.....                         | 1,339       |         |
| Germany.....                 | 1,970,000 |  |  | Total U. S. (Willett & Gray)..... | 75,859      |         |
| Austria.....                 | 1,095,000 |  |  | Total, cane and beet.....         | 9,516,629   |         |
| France.....                  | 1,170,000 |  |  |                                   |             |         |

WINE PRODUCTION OF THE WORLD IN 1900.

[From the Monteur Vinicole.]

| Country.             | *Hectoliters. | Country.           | Hectoliters. | Country.                                    | Hectoliters. |
|----------------------|---------------|--------------------|--------------|---|--------------|
| France.....          | 67,352,661    | Bulgaria.....      | 3,400,000    | Greece.....                                 | 900,000      |
| Italy.....           | 23,500,000    | Chile.....         | 3,100,000    | Azores, Canaries, Ma-<br>deira Islands..... | 320,000      |
| Spain.....           | 23,500,000    | Turkey and Cyprus  | 2,300,000    | Tunis.....                                  | 250,000      |
| Portugal.....        | 6,300,000     | Peru.....          | 2,200,000    | Total.....                                  | +162,806.510 |
| Algeria.....         | 5,444,179     | Argentina.....     | 1,850,000    | *One hectoliter=26.4 gallons.               |              |
| Austria-Hungary..... | 5,150,000     | Switzerland.....   | 1,560,000    | †Equal to 4,268,100,576 gals.               |              |
| Roumania.....        | 4,150,000     | United States..... | 1,430,000    |   |              |
| Germany.....         | 3,600,000     | Servia.....        | 1,200,000    |   |              |

MONTHLY WAGES OF FARM LABOR.

[Table prepared by John Hyde, statistician United States department of agriculture.]

| STATE OR TERRITORY. | WITHOUT BOARD. |         |         |         |         |         |         | WITH BOARD. |         |         |         |         |         |         |
|---------------------|----------------|---------|---------|---------|---------|---------|---------|-------------|---------|---------|---------|---------|---------|---------|
|                     | 1899.          | 1898.   | 1895.   | 1894.   | 1893.   | 1892.   | 1890.   | 1899.       | 1898.   | 1895.   | 1894.   | 1893.   | 1892.   | 1890.   |
| Maine               | \$26.58        | \$25.65 | \$26.65 | \$24.84 | \$26.39 | \$24.50 | \$25.00 | \$18.00     | \$17.20 | \$17.68 | \$17.28 | \$18.20 | \$17.00 | \$17.50 |
| New Hampshire       | 28.22          | 27.41   | 29.29   | 27.45   | 28.72   | 25.01   | 25.15   | 18.48       | 18.00   | 18.03   | 17.80   | 18.96   | 17.50   | 17.60   |
| Vermont             | 20.29          | 26.08   | 27.37   | 23.60   | 25.55   | 24.67   | 24.80   | 18.74       | 18.30   | 17.94   | 16.81   | 18.20   | 17.45   | 17.35   |
| Massachusetts       | 31.25          | 30.54   | 30.66   | 29.07   | 31.15   | 29.70   | 30.00   | 18.32       | 17.64   | 17.75   | 17.10   | 18.55   | 18.00   | 18.50   |
| Rhode Island        | 30.56          | 29.71   | 28.71   | 28.75   | 30.58   | 29.00   | 29.20   | 18.85       | 17.94   | 17.90   | 17.98   | 19.14   | 17.75   | 18.00   |
| Connecticut         | 30.28          | 29.02   | 30.47   | 28.94   | 32.32   | 27.38   | 27.00   | 17.52       | 17.14   | 17.24   | 16.71   | 18.21   | 17.50   | 17.38   |
| New York            | 24.88          | 24.26   | 25.32   | 23.62   | 26.64   | 24.55   | 24.45   | 17.58       | 17.00   | 17.56   | 14.41   | 18.19   | 16.50   | 16.65   |
| New Jersey          | 25.30          | 24.73   | 24.82   | 23.92   | 24.85   | 25.56   | 25.10   | 15.19       | 14.79   | 14.56   | 14.11   | 14.74   | 16.75   | 16.40   |
| Pennsylvania        | 22.71          | 21.68   | 21.93   | 21.32   | 22.84   | 23.00   | 22.80   | 14.32       | 13.56   | 13.06   | 11.45   | 14.19   | 15.00   | 14.60   |
| Delaware            | 18.55          | 18.24   | 18.52   | 18.51   | 19.54   | 18.75   | 17.35   | 11.98       | 11.11   | 11.33   | 11.02   | 12.23   | 12.00   | 11.50   |
| Maryland            | 17.92          | 17.75   | 17.62   | 17.98   | 18.30   | 17.50   | 17.67   | 11.53       | 11.36   | 11.14   | 11.48   | 11.77   | 11.33   | 11.25   |
| Virginia            | 14.82          | 14.41   | 13.88   | 13.87   | 14.40   | 15.50   | 14.21   | 10.48       | 10.07   | 9.92    | 9.37    | 9.84    | 9.67    | 9.80    |
| North Carolina      | 12.39          | 12.10   | 11.59   | 11.73   | 12.56   | 13.30   | 12.83   | 8.56        | 8.31    | 7.80    | 7.95    | 8.62    | 8.78    | 8.80    |
| South Carolina      | 10.06          | 9.96    | 9.91    | 10.18   | 10.96   | 12.50   | 12.10   | 7.34        | 7.25    | 6.98    | 7.33    | 7.92    | 8.40    | 8.62    |
| Georgia             | 11.38          | 11.27   | 10.64   | 11.63   | 12.54   | 13.50   | 13.18   | 8.05        | 7.98    | 7.48    | 8.22    | 8.90    | 9.00    | 8.37    |
| Florida             | 17.40          | 17.07   | 17.37   | 18.28   | 18.24   | 18.67   | 19.35   | 11.32       | 11.07   | 11.02   | 11.63   | 11.67   | 12.27   | 12.59   |
| Alabama             | 12.56          | 12.00   | 11.76   | 11.68   | 13.05   | 13.75   | 14.00   | 8.63        | 8.33    | 7.85    | 7.96    | 9.12    | 9.17    | 9.85    |
| Mississippi         | 13.17          | 12.81   | 11.61   | 12.07   | 13.54   | 15.40   | 15.38   | 9.27        | 8.92    | 7.89    | 8.46    | 9.78    | 10.46   | 10.50   |
| Louisiana           | 14.88          | 14.57   | 14.06   | 14.70   | 15.96   | 16.25   | 15.98   | 10.30       | 10.02   | 9.47    | 10.37   | 11.44   | 11.83   | 11.79   |
| Texas               | 17.98          | 17.79   | 17.85   | 17.78   | 18.96   | 18.75   | 19.88   | 12.94       | 12.82   | 12.55   | 12.59   | 13.58   | 13.00   | 13.30   |
| Arkansas            | 15.09          | 14.64   | 14.50   | 15.28   | 16.87   | 17.30   | 18.40   | 10.54       | 10.14   | 9.92    | 10.18   | 11.56   | 11.50   | 12.55   |
| Tennessee           | 14.21          | 13.71   | 13.28   | 13.04   | 14.02   | 14.50   | 14.23   | 10.33       | 9.90    | 9.38    | 9.30    | 10.10   | 10.20   | 10.12   |
| West Virginia       | 19.85          | 19.05   | 18.57   | 17.91   | 19.05   | 19.50   | 19.55   | 13.55       | 12.90   | 12.29   | 11.80   | 12.82   | 12.75   | 12.95   |
| Kentucky            | 16.64          | 16.08   | 15.73   | 15.46   | 16.67   | 17.50   | 16.85   | 12.24       | 11.77   | 11.23   | 11.18   | 11.98   | 12.40   | 11.70   |
| Ohio                | 22.14          | 20.98   | 20.80   | 20.50   | 21.99   | 22.68   | 22.10   | 15.37       | 14.45   | 14.48   | 14.28   | 16.40   | 15.63   | 15.10   |
| Michigan            | 24.12          | 22.82   | 21.97   | 22.84   | 25.13   | 24.00   | 24.80   | 16.95       | 15.58   | 15.36   | 15.80   | 17.54   | 16.00   | 16.75   |
| Indiana             | 21.87          | 20.76   | 20.97   | 20.42   | 21.87   | 22.75   | 22.25   | 15.45       | 14.67   | 14.88   | 14.59   | 15.69   | 15.00   | 14.78   |
| Illinois            | 24.84          | 23.46   | 23.79   | 23.56   | 24.79   | 24.25   | 23.25   | 17.76       | 17.05   | 17.23   | 17.02   | 18.08   | 16.50   | 16.75   |
| Wisconsin           | 27.68          | 25.47   | 25.25   | 24.96   | 26.96   | 25.25   | 24.35   | 19.10       | 17.50   | 16.92   | 16.74   | 18.58   | 17.00   | 16.85   |
| Minnesota           | 29.46          | 26.92   | 26.70   | 24.82   | 27.81   | 26.00   | 24.60   | 19.98       | 18.16   | 17.32   | 16.63   | 18.78   | 17.60   | 16.60   |
| Iowa                | 27.09          | 25.38   | 25.52   | 25.29   | 27.16   | 26.20   | 25.41   | 19.32       | 18.18   | 18.15   | 17.90   | 19.46   | 17.75   | 17.00   |
| Missouri            | 20.44          | 19.76   | 19.69   | 19.37   | 20.57   | 20.50   | 20.25   | 14.57       | 14.10   | 14.08   | 13.71   | 14.56   | 14.20   | 14.00   |
| Kansas              | 25.24          | 23.96   | 23.14   | 22.13   | 24.00   | 24.20   | 22.75   | 17.46       | 16.62   | 15.46   | 14.89   | 16.27   | 16.20   | 15.05   |
| Nebraska            | 27.40          | 25.80   | 23.40   | 23.55   | 26.27   | 25.75   | 25.50   | 18.87       | 17.80   | 15.99   | 15.81   | 17.96   | 16.80   | 16.60   |
| South Dakota        | 30.58          | 28.22   | 25.65   | 24.73   | 29.17   | 27.00   | 24.75   | 20.41       | 18.90   | 16.89   | 16.73   | 20.24   | 18.25   | 17.10   |
| North Dakota        | 32.84          | 30.72   | 29.87   | 29.16   | 33.28   | 30.00   | 24.12   | 21.82       | 20.10   | 17.47   | 18.80   | 22.27   | 21.00   | 21.00   |
| Montana             | 42.78          | 41.18   | 39.76   | 41.48   | 45.17   | 35.00   | 36.50   | 32.12       | 30.55   | 27.54   | 29.62   | 32.09   | 33.50   | 33.80   |
| Wyoming             | 42.54          | 40.00   | 36.07   | 39.80   | 43.03   | 34.00   | 34.00   | 29.64       | 27.68   | 25.33   | 26.10   | 30.48   | 33.00   | 33.00   |
| Colorado            | 54.36          | 32.86   | 31.26   | 32.24   | 35.18   | 33.00   | 33.75   | 23.63       | 22.12   | 20.90   | 20.79   | 23.42   | 22.00   | 21.00   |
| New Mexico          | 25.25          | 25.55   | 27.68   | 24.71   | 27.47   | 27.67   | 27.50   | 18.45       | 18.27   | 17.74   | 16.63   | 18.76   | 17.85   | 17.85   |
| Arizona             | 33.26          | 37.19   | 33.24   | 32.94   | 35.88   | 35.00   | 35.00   | 23.08       | 23.18   | 22.47   | 22.66   | 22.00   | 21.50   | 21.50   |
| Utah                | 34.43          | 32.97   | 29.31   | 29.87   | 33.29   | 33.50   | 32.30   | 25.72       | 24.41   | 21.08   | 21.16   | 24.65   | 22.30   | 21.00   |
| Nevada              | 45.10          | 45.18   | 40.71   | 40.19   | 43.33   | 36.00   | 35.00   | 31.76       | 30.48   | 27.67   | 27.31   | 30.58   | 24.00   | 23.00   |
| Idaho               | 39.39          | 37.45   | 32.15   | 33.08   | 37.76   | 35.50   | 36.25   | 28.13       | 26.60   | 21.38   | 22.40   | 27.28   | 23.50   | 23.50   |
| Washington          | 36.77          | 33.68   | 28.37   | 29.74   | 35.43   | 37.50   | 37.00   | 25.06       | 22.97   | 17.64   | 19.16   | 24.11   | 25.00   | 24.40   |
| Oregon              | 31.23          | 29.32   | 23.79   | 25.73   | 30.58   | 34.25   | 31.60   | 22.89       | 21.48   | 16.54   | 17.41   | 21.99   | 23.00   | 22.00   |
| California          | 36.87          | 35.08   | 33.30   | 35.88   | 38.25   | 36.50   | 35.50   | 25.64       | 24.01   | 21.36   | 23.66   | 26.37   | 24.50   | 22.40   |
| Oklahoma            | 23.98          | 22.57   | 17.38   | 20.47   | 21.47   | .....   | .....   | 16.12       | 15.38   | 13.38   | 13.76   | 14.85   | .....   | .....   |
| Indian Territory    | 19.73          | 19.43   | .....   | .....   | .....   | .....   | .....   | 13.32       | 13.06   | .....   | .....   | .....   | .....   | .....   |
| United States       | 20.23          | 19.38   | 17.69   | 17.74   | 19.10   | 18.60   | 15.33   | 14.07       | 13.43   | 12.02   | 12.16   | 13.29   | 12.54   | 12.45   |

STOCK-MARKET PANIC.

In May, 1901, a struggle took place between James J. Hill, president of the Great Northern railroad, and J. P. Morgan & Co., on one side, and the Harriman interests, represented by Kuhn, Loeb & Co., on the other, for the possession of the Northern Pacific railroad. Speculation in many lines of stock had been exceedingly active prior to that time and a popular craze for speculation had set in. The contest between the two powerful factions added greatly to the excitement, which culminated Thursday, May 9, in a serious panic on the New York stock exchange. Northern Pacific stock was cornered and forced up to the extraordinary price of \$1,000 a share. Most of the minor and many of the large speculators lost heavily, though there were no failures, owing to the action of the banks in forming a special loan fund of about \$20,000,000 and the offer of holders of North-

ern Pacific stock to settle at 150. As Northern Pacific went up other stocks went down. The following table shows the effect of the panic on some of the leading securities:

| Stock.                         | Low, or "panic" opening price. | May 9, 1901 price. |
|--------------------------------|--------------------------------|--------------------|
| Amalgamated Copper             | .....                          | 115 90             |
| American Sugar common          | .....                          | 142½ 135           |
| American Tobacco common        | .....                          | 119 99             |
| Atchison common                | .....                          | 74 43              |
| Atchison preferred             | .....                          | 98 70              |
| Baltimore & Ohio common        | .....                          | 101½ 84            |
| Chesapeake & Ohio              | .....                          | 47 29              |
| Chi., Mil. & St. Paul common   | .....                          | 165 134            |
| Chicago, Rock Island & Pacific | .....                          | 155 125            |
| Manhattan "L"                  | .....                          | 118½ 84            |
| Missouri Pacific               | .....                          | 103 72             |
| Southern Pacific               | .....                          | 49 29              |
| United States Steel common     | .....                          | 46 26              |
| United States Steel preferred  | .....                          | 95% 69             |



STATUS OF THE UNITED STATES IN THE WORLD.

[From the American Economist.]

Comparison of present status, annual production, consumption, etc., between the United States and the rest of the world. The figures are approximate and, where possible, official. They are for Jan. 1, 1901, or for the last fiscal or calendar year.

| ITEMS OF COMPARISON.                | World.          | United States.  | Rest of world.  | Per cent.      |                |
|-------------------------------------|-----------------|-----------------|-----------------|----------------|----------------|
|                                     |                 |                 |                 | United States. | Rest of world. |
| Population .....                    | 1,600,000,000   | 77,000,000      | 1,523,000,000   | 4.8            | 95.2           |
| Area.....sq. miles                  | 52,000,000      | 3,693,000       | 48,307,000      | 7              | 93             |
| Wealth.....dollars                  | 400,000,000,000 | 100,000,000,000 | 300,000,000,000 | 25             | 75             |
| Gold production.....dollars         | 320,000,000     | 80,000,000      | 240,000,000     | 25             | 75             |
| Stock of gold.....dollars           | 4,841,000,000   | 1,020,200,000   | 3,840,800,000   | 21             | 79             |
| Silver production*.....dollars      | 100,000,000     | 33,000,000      | 67,000,000      | 33             | 67             |
| Stock of silver.....dollars         | 3,820,000,000   | 650,000,000     | 3,170,000,000   | 17             | 83             |
| Paper money.....dollars             | 3,000,000,000   | 840,000,000     | 2,160,000,000   | 11             | 89             |
| Corn production.....bu.             | 2,800,000,000   | †2,100,000,000  | 700,000,000     | 75             | 25             |
| Corn consumption.....bu.            | 1,900,000,000   | 1,900,000,000   | 900,000,000     | 68             | 32             |
| Wheat production.....bu.            | 2,500,000,000   | †690,000,000    | 1,870,000,000   | 25             | 75             |
| Wheat consumption.....bu.           | 1,400,000,000   | 1,400,000,000   | 2,070,000,000   | 17             | 83             |
| Oats production.....bu.             | 3,100,000,000   | †800,000,000    | 2,300,000,000   | 26             | 74             |
| Oats consumption.....bu.            | 1,300,000,000   | 770,000,000     | 2,530,000,000   | 25             | 75             |
| Rye production.....bu.              | 1,300,000,000   | 25,000,000      | 1,254,000,000   | 2              | 98             |
| Barley production.....bu.           | 750,000,000     | 50,000,000      | 690,000,000     | 12             | 88             |
| Hay production.....tons             | 250,000,000     | 65,000,000      | 185,000,000     | 26             | 74             |
| Potato production.....bu.           | 4,000,000,000   | 240,000,000     | 3,760,000,000   | 6              | 94             |
| Hops production.....bales           | 1,050,000       | 200,000         | 850,000         | 20             | 80             |
| Butter and cheese.....tons          | 2,600,000       | 700,000         | 1,900,000       | 27             | 73             |
| Eggs.....doz.                       | 20,000,000,000  | 10,000,000,000  | 10,000,000,000  | 50             | 50             |
| Cotton production.....bales         | 13,500,000      | †10,500,000     | 3,000,000       | 78             | 22             |
| Cotton consumption.....bales        | 500,000,000     | 3,500,000       | 10,000,000      | 26             | 74             |
| Wool production.....lbs             | 2,700,000,000   | 300,000,000     | 2,400,000,000   | 11             | 89             |
| Wool consumption.....lbs            | 105,000,000     | 450,000,000     | 2,250,000,000   | 17             | 83             |
| Spindles in operation.....No.       | 500,000,000     | 21,000,000      | 84,000,000      | 20             | 80             |
| Sheep.....No.                       | 62,000,000      | 45,000,000      | 455,000,000     | 9              | 91             |
| Milch cows.....No.                  | 8,550,000       | 16,000,000      | 46,000,000      | 26             | 74             |
| Sugar production.....tons           | 8,550,000       | 210,000         | 8,340,000       | 2.5            | 97.5           |
| Sugar consumption.....tons          | 2,100,000       | 6,440,000       | 45              | 75             | 25             |
| Coffee consumption.....lbs          | 1,700,000,000   | 790,000,000     | 1,210,000,000   | 46             | 54             |
| Coffee consumption.....lbs          | 450,000,000     | 85,000,000      | 365,000,000     | 19             | 81             |
| Tea consumption.....lbs             | 350,000,000     | 150,000,000     | 200,000,000     | 43             | 57             |
| Food production.....tons            | 128,000,000     | 222,000,000     | 37              | 63             | 37             |
| Food consumption.....tons           | 16,000,000,000  | 7,000,000,000   | 9,000,000,000   | 44             | 56             |
| Agricultural products.....dollars   | 26,000,000      | 10,000,000      | 16,000,000      | 38             | 62             |
| Meat products.....dollars           | 600,000,000     | 350,000,000     | 250,000,000     | 58             | 42             |
| Leather and products.....dollars    | 3,250,000       | 1,000,000       | 2,250,000       | 31             | 69             |
| Fish products.....dollars           | 1,336,600,000   | 700,000,000     | 636,600,000     | 53             | 47             |
| Forest area.....acres               | 3,000,000,000   | 1,500,000,000   | 1,500,000,000   | 50             | 50             |
| Forest products.....dollars         | 6,550,000,000   | 1,221,000,000   | 5,329,000,000   | 19             | 81             |
| Beer production.....gals.           | 3,000,000,000   | 26,500,000      | 2,974,000,000   | 9              | 91             |
| Wine production.....gals.           | 5,000,000,000   | 2,500,000,000   | 2,500,000,000   | 50             | 50             |
| Petroleum product.....gals.         | 750,000,000     | 300,000,000     | 450,000,000     | 40             | 60             |
| Coal production.....tons            | 468,500         | 280,000         | 188,500         | 60             | 40             |
| Copper production.....tons          | 90,000,000      | 30,000,000      | 60,000,000      | 33             | 67             |
| Iron ore.....tons                   | 40,000,000      | 15,000,000      | 25,000,000      | 37.5           | 62.5           |
| Steel.....tons                      | 27,000,000      | 11,000,000      | 16,000,000      | 40             | 60             |
| Steam.....horse-power               | 70,000,000      | 25,000,000      | 45,000,000      | 36             | 64             |
| Manufactures.....dollars            | 40,000,000,000  | 15,000,000,000  | 25,000,000,000  | 37.5           | 62.5           |
| Railroad mileage.....miles          | 475,000,000     | †195,000,000    | 280,000,000     | 40             | 60             |
| Spent for public education.....dois | 500,000,000     | 200,000,000     | 300,000,000     | 40             | 60             |
| Life insurance in force.....dollars | 18,000,000,000  | 12,000,000,000  | 6,000,000,000   | 67             | 33             |
| Savings bank deposits.....dollars   | 7,000,000,000   | 2,500,000,000   | 4,500,000,000   | 36             | 64             |
| Shipping.....tonnage                | 30,000,000      | \$5,500,000     | 24,500,000      | 18             | 82             |
| Revenue.....dollars                 | 5,600,000,000   | 600,000,000     | 5,000,000,000   | 11             | 89             |
| Expenditures.....dollars            | 5,900,000,000   | 525,000,000     | 5,375,000,000   | 9              | 91             |
| Exports.....dollars                 | 7,750,000,000   | 1,500,000,000   | 6,250,000,000   | 20             | 80             |
| Imports.....dollars                 | 9,000,000,000   | 850,000,000     | 8,150,000,000   | 9              | 91             |
| Debt.....dollars                    | 33,000,000,000  | 1,050,000,000   | 31,950,000,000  | 3              | 97             |

\*Commercial value; coining value somewhat more than double these amounts. †Average recent years. ‡Total track, 200,000 miles. §More than four-fifths engaged in lake and coast trade.

## STATISTICS OF POPULATION.

## POPULATION OF THE UNITED STATES AT EACH CENSUS (1850-1900).

[From the reports of the superintendents of the census.]

| STATE OR TERRITORY.                                   | 1900.        | 1890.        | 1880.        | 1870.        | 1860.        | 1850.       |
|---|--------------|--------------|--------------|--------------|--------------|-------------|
| Alabama.....  | 18 1,828,697 | 17 1,513,017 | 17 1,262,505 | 16 996,992   | 13 964,201   | 12 771,623  |
| Arkansas.....   | 25 1,311,564 | 24 1,128,179 | 25 802,525   | 26 484,471   | 25 435,540   | 23 203,897  |
| California.....                                       | 21 4,885,652 | 22 2,808,150 | 24 864,684   | 24 590,247   | 26 579,594   | 29 92,597   |
| Colorado.....   | 31 539,700   | 31 412,198   | 35 194,327   | ...          | ...          | ...         |
| Connecticut.....                                      | 29 908,420   | 29 746,258   | 28 622,700   | 25 537,454   | 24 460,147   | 21 370,792  |
| Delaware.....   | 42 184,735   | 41 168,499   | 37 146,608   | 34 125,015   | 32 112,216   | 30 91,532   |
| Florida.....  | 32 528,542   | 32 391,422   | 34 269,493   | 33 187,748   | 31 140,424   | 31 87,445   |
| Georgia.....  | 11 2,216,331 | 12 1,837,353 | 13 1,542,180 | 12 1,184,109 | 11 1,057,286 | 9 906,185   |
| Idaho.....  | 43 161,772   | 43 84,385    | ...          | ...          | ...          | ...         |
| Illinois.....   | 3 4,821,550  | 3 3,826,351  | 4 3,077,871  | 4 2,539,891  | 4 1,711,951  | 11 851,470  |
| Indiana.....  | 8 2,516,462  | 8 2,192,404  | 6 1,978,301  | 6 1,680,637  | 6 1,350,428  | 7 988,416   |
| Iowa.....   | 10 2,231,853 | 10 1,911,896 | 10 1,624,615 | 11 1,194,020 | 20 674,913   | 27 192,214  |
| Kansas.....   | 22 1,470,945 | 19 1,427,086 | 20 966,096   | 29 964,399   | 33 107,206   | ...         |
| Kentucky.....   | 12 2,147,174 | 11 1,858,635 | 8 1,648,690  | 8 1,321,011  | 9 1,155,684  | 8 982,405   |
| Louisiana.....  | 23 1,381,625 | 25 1,118,587 | 22 939,946   | 21 726,915   | 17 708,002   | 18 517,762  |
| Maine.....  | 30 694,406   | 30 661,086   | 27 618,936   | 23 626,915   | 22 628,279   | 16 583,169  |
| Maryland.....   | 26 1,188,044 | 27 1,042,360 | 23 934,943   | 20 780,894   | 19 687,049   | 17 583,094  |
| Massachusetts.....                                    | 7 2,805,546  | 6 2,238,943  | 7 1,785,085  | 7 1,457,351  | 7 1,231,093  | 6 984,514   |
| Michigan.....   | 9 2,430,682  | 9 2,043,889  | 9 1,636,437  | 13 1,184,059 | 16 749,113   | 20 387,654  |
| Minnesota.....  | 19 1,751,384 | 20 1,801,826 | 26 789,773   | 28 439,706   | 30 172,023   | 33 6,077    |
| Mississippi.....                                      | 20 1,551,270 | 21 1,289,600 | 18 1,131,597 | 18 827,922   | 14 791,305   | 15 606,526  |
| Missouri.....   | 5 3,106,965  | 5 2,679,184  | 5 2,168,380  | 5 1,721,295  | 8 1,182,012  | 13 682,044  |
| Montana.....  | 41 213,829   | 42 132,159   | ...          | ...          | ...          | ...         |
| Nebraska.....   | 27 1,066,300 | 26 1,058,910 | 30 452,402   | 35 122,993   | 35 28,841    | ...         |
| Nevada.....   | 45 42,385    | 45 45,761    | 38 42,819    | 36 42,491    | 36 6,837     | ...         |
| New Hampshire.....                                    | 36 411,588   | 33 376,530   | 31 346,991   | 31 318,300   | 27 322,073   | 22 317,976  |
| New Jersey.....                                       | 16 1,883,669 | 18 1,444,933 | 19 1,131,116 | 17 906,096   | 21 676,035   | 19 489,555  |
| New York.....   | 1 7,268,894  | 1 5,997,853  | 1 5,082,871  | 1 4,382,759  | 1 3,880,735  | 1 3,097,394 |
| North Carolina.....                                   | 15 1,893,810 | 16 1,617,947 | 15 1,399,750 | 14 1,071,361 | 12 992,622   | 10 869,039  |
| North Dakota.....                                     | 39 319,146   | 39 182,719   | ...          | ...          | ...          | ...         |
| Ohio.....   | 4 4,157,545  | 4 3,672,316  | 3 3,198,032  | 3 2,665,290  | 3 2,339,511  | 3 1,980,329 |
| Oregon.....   | 35 413,536   | 38 318,767   | 36 174,768   | 36 90,923    | 34 52,465    | 32 13,294   |
| Pennsylvania.....                                     | 2 6,932,115  | 2 5,238,014  | 2 4,232,891  | 2 3,521,951  | 2 2,906,215  | 2 2,311,786 |
| Rhode Island.....                                     | 34 428,556   | 35 345,536   | 33 276,531   | 32 217,353   | 29 174,620   | 28 147,545  |
| South Carolina.....                                   | 24 1,340,516 | 23 1,151,149 | 21 995,577   | 22 705,606   | 18 703,708   | 14 668,507  |
| South Dakota.....                                     | 37 401,576   | 37 328,868   | ...          | ...          | ...          | ...         |
| Tennessee.....  | 13 2,020,616 | 13 1,767,518 | 12 1,542,359 | 9 1,258,520  | 10 1,109,801 | 5 1,002,717 |
| Texas.....  | 6 3,048,710  | 7 2,535,523  | 11 1,591,749 | 19 818,579   | 23 604,215   | 25 212,532  |
| Utah.....   | 40 276,749   | 40 207,905   | ...          | ...          | ...          | ...         |
| Vermont.....  | 38 343,641   | 36 332,422   | 32 332,286   | 30 330,551   | 28 315,098   | 23 314,120  |
| Virginia.....   | 17 1,854,184 | 15 1,655,980 | 14 1,512,565 | 10 1,225,193 | 5 1,596,318  | 4 1,421,661 |
| Washington.....                                       | 33 518,103   | 34 349,390   | ...          | ...          | ...          | ...         |
| West Virginia.....                                    | 28 958,800   | 28 762,794   | 29 618,457   | 27 442,014   | ...          | ...         |
| Wisconsin.....  | 14 2,069,042 | 14 1,686,880 | 16 1,315,497 | 15 1,054,670 | 15 775,881   | 24 305,391  |
| Wyoming.....  | 44 92,531    | 44 60,705    | ...          | ...          | ...          | ...         |
| The states.....                                       | 74,610,523   | 62,116,811   | 49,371,340   | 38,155,505   | 31,218,021   | 23,067,292  |
| Alaska.....   | 7 63,592     | 6 59,620     | 6 40,440     | 9 9,658      | ...          | ...         |
| Arizona.....  | 6 122,931    | 5 59,620     | 6 40,440     | 9 9,658      | ...          | ...         |
| Dakota.....   | 3 278,718    | 1 230,392    | 3 135,177    | 8 14,181     | 6 4,877      | ...         |
| Dist. of Columbia.....                                | 3 278,718    | 1 230,392    | 3 135,177    | 8 14,181     | 6 4,877      | ...         |
| Hawaii.....   | 5 154,001    | ...          | ...          | ...          | 2 75,080     | 2 51,687    |
| Idaho.....  | 2 392,060    | 2 392,060    | 8 32,610     | 7 14,969     | ...          | ...         |
| Indian Territory.....                                 | 2 392,060    | 2 392,060    | 8 32,610     | 7 14,969     | ...          | ...         |
| Montana.....  | 4 195,810    | 3 153,569    | 7 119,565    | 6 20,595     | 1 93,516     | 1 61,547    |
| New Mexico.....                                       | 4 195,810    | 3 153,569    | 7 119,565    | 6 20,595     | 1 93,516     | 1 61,547    |
| Oklahoma.....   | 1 398,331    | 4 61,834     | 4 61,834     | ...          | ...          | ...         |
| Persons in service of the U. S. stationed abroad..... | 91,219       | ...          | ...          | ...          | ...          | ...         |
| Utah.....   | ...          | ...          | 143,963      | 86,786       | 40,273       | 11,380      |
| Washington.....                                       | ...          | ...          | 5 75,116     | 5 23,955     | 5 11,594     | ...         |
| Wyoming.....  | ...          | ...          | 9 20,789     | 10 9,118     | ...          | ...         |
| The territories.....                                  | 1,604,943    | 505,439      | 784,443      | 402,865      | 225,300      | 124,614     |
| United States.....                                    | 76,308,387   | 62,622,250   | 50,155,783   | 38,558,371   | 31,443,321   | 23,191,876  |
| Per cent of gain.....                                 | 21.          | 24.9         | 30.08        | 22.65        | 35.58        | 35.86       |

NOTE—The narrow column under each census year shows the order of the states and territories when arranged according to magnitude of population.

STATISTICS OF POPULATION.

POPULATION OF THE UNITED STATES AT EACH CENSUS (1790-1840).

[From the reports of the superintendents of the census.]

| STATE OR TERRITORY.                     | 1840.       | 1830.       | 1820.       | 1810.      | 1800.      | 1790.      |
|---|-------------|-------------|-------------|------------|------------|------------|
| Alabama.....                            | 12 590,756  | 15 309,527  | 19 127,901  |            |            |            |
| Arkansas.....                           | 25 97,574   | 27 30,388   | 25 14,273   |            |            |            |
| California.....                         |             |             |             |            |            |            |
| Colorado.....                           |             |             |             |            |            |            |
| Connecticut.....                        | 20 309,978  | 16 297,675  | 14 275,248  | 9 261,542  | 8 251,002  | 8 237,964  |
| Delaware.....                           | 26 78,065   | 24 76,748   | 22 72,749   | 19 72,674  | 17 64,273  | 16 59,096  |
| Florida.....                            | 27 54,477   | 25 34,730   |             |            |            |            |
| Georgia.....                            | 9 691,392   | 10 516,823  | 11 340,989  | 11 252,433 | 12 162,686 | 13 82,548  |
| Idaho.....                              | 14 476,183  | 20 157,445  | 24 55,211   | 23 12,282  |            |            |
| Illinois.....                           | 10 685,866  | 13 343,031  | 18 147,178  | 21 24,520  | 20 5,641   |            |
| Iowa.....                               | 28 43,112   |             |             |            |            |            |
| Kansas.....                             |             |             |             |            |            |            |
| Kentucky.....                           | 6 779,828   | 6 687,917   | 6 564,317   | 7 406,511  | 9 220,955  | 14 73,677  |
| Louisiana.....                          | 19 352,411  | 19 215,739  | 17 153,407  | 18 76,556  |            |            |
| Maine.....                              | 13 501,793  | 12 309,455  | 12 298,335  | 14 228,705 | 14 151,719 | 11 96,540  |
| Maryland.....                           | 15 470,019  | 11 447,040  | 10 407,350  | 8 380,546  | 7 341,548  | 6 319,728  |
| Massachusetts.....                      | 8 737,699   | 8 610,408   | 7 523,287   | 5 472,040  | 5 422,845  | 4 378,787  |
| Michigan.....                           | 23 212,267  | 26 31,639   | 26 8,765    | 24 4,762   |            |            |
| Minnesota.....                          |             |             |             |            |            |            |
| Mississippi.....                        | 17 375,651  | 22 136,621  | 21 75,448   | 20 40,352  | 19 8,850   |            |
| Missouri.....                           | 16 383,702  | 21 140,455  | 23 66,580   | 22 20,845  |            |            |
| Montana.....                            |             |             |             |            |            |            |
| Nebraska.....                           |             |             |             |            |            |            |
| Nevada.....                             |             |             |             |            |            |            |
| New Hampshire.....                      | 22 284,574  | 18 269,328  | 15 244,161  | 16 214,490 | 11 183,858 | 10 141,885 |
| New Jersey.....                         | 18 373,306  | 14 320,823  | 13 277,575  | 12 245,562 | 10 211,149 | 9 184,139  |
| New York.....                           | 1 2,428,921 | 1 1,918,608 | 1 1,372,812 | 2 959,049  | 3 589,051  | 5 340,120  |
| North Carolina.....                     | 7 753,419   | 5 737,967   | 4 638,829   | 4 555,500  | 4 478,103  | 3 393,751  |
| North Dakota.....                       |             |             |             |            |            |            |
| Ohio.....                               | 3 1,519,467 | 4 937,903   | 5 581,434   | 13 230,700 | 18 45,365  |            |
| Oregon.....                             |             |             |             |            |            |            |
| Pennsylvania.....                       | 2 1,724,033 | 2 1,348,233 | 3 1,049,458 | 3 810,091  | 3 602,365  | 2 434,373  |
| Rhode Island.....                       | 24 108,830  | 23 97,199   | 20 83,059   | 17 76,931  | 16 69,122  | 15 68,825  |
| South Carolina.....                     | 11 594,398  | 9 581,185   | 8 502,741   | 6 415,115  | 6 345,691  | 7 249,073  |
| South Dakota.....                       |             |             |             |            |            |            |
| Tennessee.....                          | 5 829,210   | 7 681,904   | 9 422,823   | 10 261,727 | 15 105,602 | 17 35,691  |
| Texas.....                              |             |             |             |            |            |            |
| Vermont.....                            | 21 291,948  | 17 280,652  | 16 235,906  | 15 235,981 | 13 154,465 | 12 85,425  |
| Virginia.....                           | 4 1,239,797 | 3 1,211,406 | 2 1,065,306 | 1 974,600  | 1 890,200  | 1 847,610  |
| Washington.....                         |             |             |             |            |            |            |
| West Virginia.....                      |             |             |             |            |            |            |
| Wisconsin.....                          | 29 30,945   |             |             |            |            |            |
| Wyoming.....                            |             |             |             |            |            |            |
| The states.....                         | 17,019,641  | 12,820,868  | 9,600,783   | 7,215,858  | 5,294,390  |            |
| Alaska.....                             |             |             |             |            |            |            |
| Arizona.....                            |             |             |             |            |            |            |
| Dakota.....                             |             |             |             |            |            |            |
| Dist. of Columbia.....                  | 1 43,712    | 1 39,834    | 1 33,039    | 1 24,023   | 1 14,093   |            |
| Idaho.....                              |             |             |             |            |            |            |
| Indian Territory.....                   |             |             |             |            |            |            |
| Montana.....                            |             |             |             |            |            |            |
| New Mexico.....                         |             |             |             |            |            |            |
| Oklahoma.....                           |             |             |             |            |            |            |
| Utah.....                               |             |             |             |            |            |            |
| Washington.....                         |             |             |             |            |            |            |
| Wyoming.....                            |             |             |             |            |            |            |
| The territories.....                    | 43,712      | 39,834      | 33,039      | 24,023     | 14,093     |            |
| On public ships in service of U. S..... | 6,100       | 5,318       |             |            |            |            |
| United States.....                      | 17,069,453  | 12,860,702  | 9,633,822   | 7,239,881  | 5,308,483  | 3,929,214  |
| Per cent of gain.....                   | 32 67       | 33 55       | 33 06       | 36 38      | 35 10      |            |

NOTE—The narrow column under each census year shows the order of the states and territories when arranged according to magnitude of population.

## DENSITY OF POPULATION.

Inhabitants per square mile of land area in the states and territories (excluding Alaska and Indian Territory) at each census (1700-1900).

| STATE OR TERRITORY.     | 1900.   | 1890.   | 1880.   | 1870.   | 1860.   | 1850. | 1840. | 1830. | 1820. | 1810. | 1800. | 1790. |
|-------------------------|---------|---------|---------|---------|---------|-------|-------|-------|-------|-------|-------|-------|
| The United States ..    | 25.6    | 21.2    | 17.3    | 13.3    | 10.8    | 7.9   | 8.4   | 6.4   | 4.8   | 3.7   | 6.6   | 4.9   |
| Alabama .....           | 35.5    | 29.4    | 24.5    | 19.3    | 18.7    | 15.0  | 11.5  | 6.0   | 2.5   | ..... | ..... | ..... |
| Alaska .....            | 1.1     | .....   | .....   | .....   | .....   | ..... | ..... | ..... | ..... | ..... | ..... | ..... |
| Arizona .....           | 24.7    | 21.3    | 15.1    | 9.1     | 8.2     | 4.0   | 1.8   | ..... | ..... | ..... | ..... | ..... |
| Arkansas .....          | 9.5     | 7.8     | 5.5     | 3.6     | 2.4     | ..... | ..... | ..... | ..... | ..... | ..... | ..... |
| California .....        | 5.2     | 4.0     | 1.9     | .....   | .....   | ..... | ..... | ..... | ..... | ..... | ..... | ..... |
| Colorado .....          | 187.5   | 154.0   | 128.5   | 110.9   | 95.0    | 76.5  | 64.0  | 61.4  | 56.8  | 54.1  | 51.8  | 49.1  |
| Connecticut .....       | 94.3    | 86.0    | 74.8    | 63.8    | 37.3    | 46.7  | 39.8  | 39.2  | 37.1  | 37.1  | 32.8  | 30.2  |
| Delaware .....          | 4,645.3 | 3,839.9 | 2,960.4 | 2,195.0 | 1,251.3 | 861.5 | 485.7 | 442.6 | 37.1  | 206.9 | 156.6 | ..... |
| District of Columbia .. | 9.7     | 7.2     | 5.0     | 3.5     | 2.6     | 1.6   | 1.0   | ..... | ..... | ..... | ..... | ..... |
| Florida .....           | 37.6    | 31.2    | 26.1    | 20.1    | 17.9    | 15.4  | 11.7  | 8.8   | 5.8   | 4.3   | 2.8   | 1.4   |
| Georgia .....           | 23.9    | .....   | .....   | .....   | .....   | ..... | ..... | ..... | ..... | ..... | ..... | ..... |
| Hawaii .....            | 1.9     | 1.1     | .....   | .....   | .....   | ..... | ..... | ..... | ..... | ..... | ..... | ..... |
| Idaho .....             | 86.1    | 68.3    | 55.0    | 45.4    | 30.6    | 15.2  | 8.5   | 2.8   | 1.0   | ..... | ..... | ..... |
| Illinois .....          | 70.1    | 61.1    | 55.1    | 46.8    | 37.6    | 27.5  | 19.1  | 9.6   | 4.1   | ..... | ..... | ..... |
| Indiana .....           | 12.6    | 5.8     | .....   | .....   | .....   | ..... | ..... | ..... | ..... | ..... | ..... | ..... |
| Indian Territory .....  | 40.2    | 34.5    | 29.3    | 21.5    | 12.2    | 3.5   | ..... | ..... | ..... | ..... | ..... | ..... |
| Iowa .....              | 18.0    | 17.5    | 12.2    | 4.5     | .....   | ..... | ..... | ..... | ..... | ..... | ..... | ..... |
| Kansas .....            | 53.7    | 46.5    | 41.2    | 33.0    | 28.9    | 24.6  | 19.5  | 17.2  | 14.1  | 10.2  | 5.5   | 1.8   |
| Kentucky .....          | 30.4    | 24.6    | 20.7    | 16.0    | 15.6    | 11.4  | 7.8   | 4.7   | 3.4   | ..... | ..... | ..... |
| Louisiana .....         | 23.2    | 22.1    | 21.7    | 21.0    | 21.0    | 19.5  | 16.8  | 13.4  | 10.0  | 7.7   | 5.1   | 3.2   |
| Maine .....             | 120.5   | 107.7   | 94.8    | 79.2    | 69.7    | 59.1  | 47.7  | 45.3  | 41.3  | 36.6  | 34.6  | 32.2  |
| Maryland .....          | 318.9   | 278.5   | 221.8   | 181.3   | 153.1   | 123.7 | 91.8  | 75.9  | 65.1  | 58.7  | 52.6  | 47.1  |
| Massachusetts .....     | 42.2    | 36.5    | 28.5    | 20.6    | 13.0    | 6.9   | 3.7   | ..... | ..... | ..... | ..... | ..... |
| Michigan .....          | 22.1    | 16.5    | 9.9     | 5.6     | 2.2     | ..... | ..... | ..... | ..... | ..... | ..... | ..... |
| Minnesota .....         | 33.5    | 27.8    | 24.4    | 17.9    | 17.1    | 13.1  | 8.1   | 2.9   | 1.6   | ..... | ..... | ..... |
| Mississippi .....       | 45.2    | 39.0    | 31.5    | 25.0    | 17.2    | 9.9   | 5.6   | 2.1   | 1.0   | ..... | ..... | ..... |
| Missouri .....          | 1.7     | 1.0     | .....   | .....   | .....   | ..... | ..... | ..... | ..... | ..... | ..... | ..... |
| Montana .....           | 13.9    | 13.8    | 5.9     | 1.6     | .....   | ..... | ..... | ..... | ..... | ..... | ..... | ..... |
| Nebraska .....          | .....   | .....   | .....   | .....   | .....   | ..... | ..... | ..... | ..... | ..... | ..... | ..... |
| Nevada .....            | 4.7     | 4.1     | 39.5    | 35.3    | 36.2    | 35.3  | 31.6  | 29.9  | 27.1  | 23.8  | 20.4  | 15.8  |
| New Hampshire .....     | 250.3   | 193.8   | 151.7   | 121.5   | 90.1    | 65.7  | 50.1  | 43.0  | 37.2  | 32.9  | 28.3  | 24.7  |
| New Jersey .....        | 1.6     | 1.3     | 1.0     | .....   | .....   | ..... | ..... | ..... | ..... | ..... | ..... | ..... |
| New Mexico .....        | 152.6   | 126.1   | 106.7   | 92.0    | 81.5    | 65.0  | 51.0  | 40.3  | 28.8  | 20.1  | 12.4  | 7.1   |
| New York .....          | 39.0    | 33.3    | 28.8    | 22.1    | 20.4    | 17.9  | 15.5  | 15.2  | 13.2  | 11.4  | 9.8   | 8.1   |
| North Carolina .....    | 4.5     | 2.7     | .....   | .....   | .....   | ..... | ..... | ..... | ..... | ..... | ..... | ..... |
| North Dakota .....      | 102.0   | 90.1    | 78.5    | 65.4    | 51.4    | 48.6  | 37.3  | 23.0  | 14.3  | 5.7   | 1.1   | ..... |
| Ohio .....              | 10.5    | 2.0     | .....   | .....   | .....   | ..... | ..... | ..... | ..... | ..... | ..... | ..... |
| Oklahoma .....          | 4.4     | 3.4     | 1.8     | .....   | .....   | ..... | ..... | ..... | ..... | ..... | ..... | ..... |
| Oregon .....            | 140.1   | 116.9   | 95.2    | 78.3    | 64.6    | 51.4  | 33.3  | 30.0  | 23.3  | 15.0  | 13.4  | 9.7   |
| Pennsylvania .....      | 407.0   | 318.4   | 254.9   | 200.3   | 160.9   | 136.0 | 100.3 | 86.6  | 76.6  | 70.9  | 63.7  | 63.4  |
| Rhode Island .....      | 44.4    | 38.2    | 33.0    | 23.4    | 23.3    | 22.2  | 19.7  | 19.3  | 16.7  | 13.8  | 11.5  | 8.3   |
| South Carolina .....    | 5.2     | 4.5     | .....   | .....   | .....   | ..... | ..... | ..... | ..... | ..... | ..... | ..... |
| South Dakota .....      | 48.4    | 42.3    | 36.9    | 30.1    | 26.2    | 24.0  | 19.9  | 16.3  | 10.1  | 6.3   | 2.5   | ..... |
| Tennessee .....         | 11.6    | 8.5     | 6.1     | 3.1     | 2.3     | ..... | ..... | ..... | ..... | ..... | ..... | ..... |
| Texas .....             | 3.4     | 2.6     | 1.8     | 1.1     | .....   | ..... | ..... | ..... | ..... | ..... | ..... | ..... |
| Utah .....              | 37.6    | 36.4    | 36.4    | 36.2    | 34.5    | 34.4  | 32.0  | 30.7  | 25.8  | 23.9  | 16.9  | 9.4   |
| Vermont .....           | 46.2    | 41.3    | 37.7    | 30.5    | 24.6    | 21.9  | 19.1  | 18.7  | 16.4  | 15.0  | 13.6  | 11.5  |
| Virginia .....          | 7.7     | 5.3     | 1.1     | .....   | .....   | ..... | ..... | ..... | ..... | ..... | ..... | ..... |
| Washington .....        | 33.9    | 31.0    | 25.1    | 17.9    | .....   | ..... | ..... | ..... | ..... | ..... | ..... | ..... |
| West Virginia .....     | 33.0    | 31.1    | 24.2    | 19.4    | 14.2    | 5.6   | ..... | ..... | ..... | ..... | ..... | ..... |
| Wisconsin .....         | .....   | .....   | .....   | .....   | .....   | ..... | ..... | ..... | ..... | ..... | ..... | ..... |
| Wyoming .....           | .....   | .....   | .....   | .....   | .....   | ..... | ..... | ..... | ..... | ..... | ..... | ..... |

\* .02. † .03. ‡ Dakota territory, 1880, †; 1870, †; 1860, †. § .04.

## POPULATION BY GEOGRAPHICAL DIVISIONS.

| DIVISION.            | 1900.      | 1890.      |                     |                     | Increase includ'g specially enumerated pop. |           |
|----------------------|------------|------------|---------------------|---------------------|---|-----------|
|                      |            | Total.     | General enumeration | Special enumeration | Number.                                     | Per cent. |
| North Atlantic ..... | 21,046,685 | 17,401,545 | 17,401,545          | 5,424               | 3,639,726                                   | 20.9      |
| South Atlantic ..... | 10,443,480 | 8,857,922  | 8,857,922           | 2                   | 1,585,558                                   | 17.9      |
| North central .....  | 26,333,004 | 22,410,417 | 22,362,279          | 48,138              | 3,922,587                                   | 17.5      |
| South central .....  | 14,080,047 | 11,170,137 | 10,972,893          | 197,244             | 2,909,910                                   | 26.1      |
| Western .....        | 4,091,349  | 3,102,269  | 3,027,613           | 74,656              | 989,080                                     | 31.9      |
| Alaska .....         | 63,592     | 32,052     | .....               | .....               | 31,540                                      | 98.4      |
| Hawaii .....         | 154,001    | 89,990     | .....               | .....               | 64,011                                      | 71.1      |

NOTE—In the above table the north Atlantic states include Maine, New Hampshire, Vermont, Massachusetts, Rhode Island, Connecticut, New Jersey and Pennsylvania; south Atlantic, Delaware, Maryland, District of Columbia, Virginia, West Virginia, North Carolina, South Carolina, Georgia and Florida; north central, Ohio, Indiana, Illinois, Michigan, Wisconsin, Minnesota, Iowa, Missouri, North Dakota, South Dakota, Nebraska and Kansas; south central, Kentucky, Tennessee, Alabama, Mississippi, Louisiana, Texas, Oklahoma, Arkansas, Indian Territory; western, Montana, Wyoming, Colorado, New Mexico, Arizona, Utah, Nevada, Idaho, Washington, Oregon and California.

CENTER OF POPULATION AND ITS MEDIAN POINT.

The center of population is the center of gravity of the population of the country, each individual being assumed to have the same weight. What is known as the median point is the point of intersection of the line dividing the population equally north and south with the line dividing it equally east and west. In computing the former, distance from the center is taken into account, while in the latter it is not. The population of Alaska and Hawaii, though included in the census of 1900, is not included in the following tables (prepared by Henry Gannett, the geographer):

POSITION OF THE CENTER OF POPULATION (1790-1900).

| CENSUS YEAR. | North latitude. |      | West longitude. |      | Approximate location by important towns.  | Westward movement in miles during preceding decade. |
|--------------|-----------------|------|-----------------|------|---|---|
|              | Deg.            | Min. | Deg.            | Min. |   |   |
| 1790.....    | 39              | 16.5 | 76              | 11.2 | 23 miles east of Baltimore, Md.....   |   |
| 1800.....    | 39              | 16.1 | 76              | 56.5 | 18 miles west of Baltimore, Md.....   | 41  |
| 1810.....    | 39              | 11.5 | 77              | 37.2 | 40 miles northwest by west of Washington, D. C....                                | 36  |
| 1820.....    | 39              | 5.7  | 78              | 33.0 | 16 miles north of Woodstock, Va.....  | 50  |
| 1830.....    | 38              | 57.9 | 79              | 16.9 | 19 miles west-southwest of Moorefield, in the present state of West Virginia..... | 39  |
| 1840.....    | 39              | 2.0  | 80              | 18.0 | 16 miles south of Clarksburg, in the present state of West Virginia.....          | 55  |
| 1850.....    | 38              | 59.0 | 81              | 19.0 | 23 miles southeast of Parkersburg, in the present state of West Virginia.....     | 55  |
| 1860.....    | 39              | 4    | 82              | 48.8 | 20 miles south of Chillicothe, O.....   | 81  |
| 1870.....    | 39              | 12.0 | 83              | 35.7 | 48 miles east by north of Cincinnati, O.....                                      | 42  |
| 1880.....    | 39              | 4.1  | 84              | 39.7 | 8 miles west by south of Cincinnati, O.....                                       | 58  |
| 1890.....    | 39              | 11.9 | 85              | 32.9 | 20 miles east of Columbus, Ind.....   | 48  |
| 1900.....    | 39              | 9.5  | 85              | 48.9 | 6 miles southeast of Columbus, Ind.....   | 14  |

MEDIAN POINT OF POPULATION IN 1880, 1890 AND 1900.

| YEAR.     | Longitude. |           | Latitude. |           | Location.                                    |
|-----------|------------|-----------|-----------|-----------|--|
|           | Deg.       | Min. Sec. | Deg.      | Min. Sec. |  |
| 1880..... | 84         | 7 12      | 39        | 57 00     | 16.2 miles nearly due west of Springfield, O |
| 1890..... | 84         | 40 1      | 40        | 2 51      | 4.8 miles southwest of Greenville, O.        |
| 1900..... | 84         | 51 29     | 40        | 4 22      | In Spartanburg, Ind.                         |

The center of area of the United States, excluding Alaska and Hawaii and other recent acccessions, is in northern Kansas, in approximate latitude 39 degrees 55 minutes, and approximate longitude 98 degrees 50 minutes. The center of population is therefore about three-fourths of a degree south and more than thirteen degrees east of the center of area.

URBAN POPULATION OF THE UNITED STATES.

[From the twelfth census.]

| YEAR.     | Total.     | Urban.     | Per cent. | YEAR.     | Total.     | Urban.  | Per cent. |
|-----------|------------|------------|-----------|-----------|------------|---------|-----------|
|           |            |            |           |           |            |         |           |
| 1890..... | 62,622,250 | 18,272,503 | 29.2      | 1830..... | 12,896,020 | 864,509 | 6.7       |
| 1880..... | 50,155,783 | 11,318,547 | 22.6      | 1820..... | 9,638,453  | 475,135 | 4.9       |
| 1870..... | 38,558,371 | 8,071,875  | 20.9      | 1810..... | 7,239,881  | 356,920 | 4.9       |
| 1860..... | 31,443,321 | 5,072,256  | 16.1      | 1800..... | 5,308,483  | 210,873 | 4.0       |
| 1850..... | 23,191,876 | 2,897,586  | 12.5      | 1790..... | 3,929,214  | 131,472 | 3.4       |

In the above table the total population for 1900 is exclusive of residents on Indian lands and of Hawaii. The urban population in all cases includes persons living in cities and towns of 8,000 or more inhabitants. On the basis of places of 4,000 or more inhabitants the urban population of the United States in 1900 was 28,411,688, or 32.9 per cent. On the same basis the percentage of urban population in the individual states and territories in 1900 was as follows:

|                    |      |                 |      |                     |      |                       |      |
|--------------------|------|-----------------|------|---------------------|------|-----------------------|------|
| Rhode Island.....  | 91.6 | Michigan.....   | 37.2 | Vermont.....        | 21.0 | Nevada.....           | 10.6 |
| Massachusetts..... | 86.9 | Washington..... | 36.4 | Nebraska.....       | 20.8 | Alabama.....          | 10.0 |
| New York.....      | 71.2 | Maine.....      | 36.2 | Iowa.....           | 20.5 | North Carolina.....   | 8.0  |
| New Jersey.....    | 67.5 | Missouri.....   | 34.9 | Kentucky.....       | 19.7 | South Dakota.....     | 7.2  |
| Connecticut.....   | 65.5 | Wisconsin.....  | 34.5 | Kansas.....         | 19.2 | Arkansas.....         | 6.9  |
| Pennsylvania.....  | 51.1 | Minnesota.....  | 31.0 | Florida.....        | 16.5 | Idaho.....            | 6.2  |
| Illinois.....      | 51.0 | Indiana.....    | 30.6 | Virginia.....       | 16.5 | New Mexico.....       | 6.1  |
| California.....    | 48.9 | Utah.....       | 29.4 | Texas.....          | 14.9 | North Dakota.....     | 5.4  |
| Maryland.....      | 48.2 | Montana.....    | 28.8 | Tennessee.....      | 14.1 | Mississippi.....      | 5.3  |
| New Hampshire..... | 46.7 | Wyoming.....    | 28.8 | Georgia.....        | 13.9 | Oklahoma.....         | 5.0  |
| Ohio.....          | 44.8 | Oregon.....     | 27.6 | South Carolina..... | 11.7 | Indian Territory..... | 2.5  |
| Delaware.....      | 41.4 | Hawaii.....     | 25.5 | West Virginia.....  | 11.6 |                       |      |
| Colorado.....      | 41.2 | Louisiana.....  | 25.1 | Arizona.....        | 10.6 |                       |      |



STATISTICS OF POPULATION.

51

RANK AND POPULATION OF AMERICAN CITIES SINCE 1880.

Table showing changes of position and percentages of increase. From the twelfth census.

| CITY.                | 1900. |           | 1890. |           | 1880. |           | Per cent inc. 1890 to 1900. | Per ct. inc. 1880 to 1890. |
|----------------------|-------|-----------|-------|-----------|-------|-----------|-----------------------------|----------------------------|
|                      | Rank. | Pop.      | Rank. | Pop.      | Rank. | Pop.      |                             |                            |
| New York, N. Y.      | 1     | 3,437,202 | 1     | 1,515,301 | 1     | 1,206,299 | 126.8                       | 25.6                       |
| Chicago, Ill.        | 2     | 1,638,575 | 2     | 1,069,850 | 3     | 538,185   | 54.4                        | 118.6                      |
| Philadelphia, Pa.    | 3     | 1,293,697 | 3     | 1,046,964 | 2     | 847,170   | 28.6                        | 23.6                       |
| St. Louis, Mo.       | 4     | 575,238   | 4     | 451,770   | 5     | 350,518   | 27.3                        | 28.9                       |
| Boston, Mass.        | 5     | 560,892   | 5     | 448,477   | 4     | 362,839   | 25.1                        | 23.6                       |
| Baltimore, Md.       | 6     | 508,957   | 6     | 434,439   | 6     | 332,313   | 17.2                        | 30.7                       |
| Cleveland, O.        | 7     | 381,768   | 7     | 261,853   | 11    | 190,146   | 46.1                        | 63.2                       |
| Buffalo, N. Y.       | 8     | 352,387   | 10    | 255,664   | 13    | 155,134   | 37.8                        | 64.8                       |
| San Francisco, Cal.  | 9     | 342,783   | 8     | 288,974   | 8     | 233,959   | 14.6                        | 27.8                       |
| Cincinnati, O.       | 10    | 325,503   | 9     | 238,617   | 7     | 255,139   | 9.8                         | 16.4                       |
| New Orleans, La.     | 11    | 321,516   | 12    | 238,617   | 12    | 156,789   | 34.8                        | 52.6                       |
| Pittsburg, Pa.       | 12    | 287,104   | 11    | 212,039   | 9     | 216,060   | 18.6                        | 12.0                       |
| Detroit, Mich.       | 13    | 285,704   | 14    | 205,876   | 17    | 116,340   | 38.8                        | 77.0                       |
| Milwaukee, Wis.      | 14    | 285,315   | 15    | 204,468   | 18    | 115,887   | 39.5                        | 76.9                       |
| Washington, D. C.    | 15    | 278,718   | 13    | 230,392   | 10    | 177,624   | 21.0                        | 29.7                       |
| Newark, N. J.        | 16    | 246,070   | 16    | 181,830   | 14    | 136,508   | 35.3                        | 33.2                       |
| Jersey City, N. J.   | 17    | 206,433   | 18    | 163,003   | 16    | 120,722   | 26.6                        | 35.0                       |
| Louisville, Ky.      | 18    | 204,731   | 19    | 161,129   | 15    | 123,758   | 27.1                        | 30.2                       |
| Minneapolis, Minn.   | 19    | 202,718   | 17    | 164,738   | 37    | 64,887    | 23.1                        | 251.4                      |
| Providence, R. I.    | 20    | 175,597   | 24    | 132,146   | 19    | 104,857   | 32.9                        | 26.0                       |
| Indianapolis, Ind.   | 21    | 169,164   | 26    | 105,436   | 23    | 75,056    | 60.4                        | 40.5                       |
| Kansas City, Mo.     | 22    | 163,752   | 23    | 132,716   | 29    | 55,785    | 23.4                        | 137.9                      |
| St. Paul, Minn.      | 23    | 163,065   | 22    | 133,156   | 44    | 41,473    | 22.5                        | 221.1                      |
| Rochester, N. Y.     | 24    | 162,098   | 21    | 133,896   | 21    | 89,396    | 21.4                        | 49.8                       |
| Denver, Col.         | 25    | 133,839   | 25    | 106,719   | 49    | 35,629    | 25.4                        | 139.5                      |
| Toledo, O.           | 26    | 131,822   | 32    | 81,434    | 31    | 50,137    | 61.9                        | 62.4                       |
| Allegheny, Pa.       | 27    | 129,836   | 27    | 105,287   | 27    | 78,682    | 23.4                        | 33.8                       |
| Columbus, O.         | 28    | 125,540   | 25    | 88,150    | 32    | 51,647    | 42.4                        | 70.7                       |
| Worcester, Mass.     | 29    | 113,421   | 31    | 84,655    | 23    | 58,291    | 39.9                        | 45.2                       |
| Syracuse, N. Y.      | 30    | 108,374   | 30    | 83,143    | 31    | 51,792    | 23.0                        | 70.2                       |
| New Haven, Conn.     | 31    | 108,027   | 34    | 81,288    | 25    | 62,882    | 32.9                        | 29.3                       |
| Paterson, N. J.      | 32    | 105,171   | 35    | 78,347    | 33    | 51,061    | 34.2                        | 53.5                       |
| Fall River, Mass.    | 33    | 104,863   | 39    | 74,398    | 36    | 48,961    | 40.9                        | 52.0                       |
| St. Joseph, Mo.      | 34    | 102,979   | 54    | 52,324    | 56    | 32,431    | 96.8                        | 61.3                       |
| Omaha, Neb.          | 35    | 102,556   | 20    | 140,452   | 62    | 30,518    | *2.0                        | 330.2                      |
| Los Angeles, Cal.    | 36    | 102,479   | 56    | 50,395    | 135   | 11,183    | 103.4                       | 350.6                      |
| Memphis, Tenn.       | 37    | 102,320   | 42    | 64,495    | 53    | 33,592    | 58.6                        | 92.0                       |
| Sacramento, Pa.      | 38    | 102,076   | 38    | 75,215    | 38    | 45,850    | 35.6                        | 64.0                       |
| Lowell, Mass.        | 39    | 94,969    | 36    | 77,696    | 26    | 59,475    | 22.2                        | 30.6                       |
| Albany, N. Y.        | 40    | 94,151    | 28    | 94,323    | 30    | 90,758    | * 8                         | 4.6                        |
| Cambridge, Mass.     | 41    | 91,886    | 40    | 70,028    | 20    | 52,639    | 31.2                        | 33.0                       |
| Portland, Ore.       | 42    | 90,426    | 60    | 46,388    | 106   | 17,577    | 94.9                        | 163.9                      |
| Atlanta, Ga.         | 43    | 89,372    | 41    | 65,533    | 48    | 37,409    | 37.1                        | 75.2                       |
| Grand Rapids, Mich.  | 44    | 87,365    | 46    | 60,278    | 57    | 32,016    | 45.3                        | 88.3                       |
| Dayton, O.           | 45    | 85,333    | 44    | 61,220    | 46    | 33,678    | 30.4                        | 58.3                       |
| Richmond, Va.        | 46    | 85,050    | 33    | 81,383    | 24    | 63,000    | 4.5                         | 28.0                       |
| Nashville, Tenn.     | 47    | 80,865    | 37    | 78,168    | 39    | 43,550    | 6.2                         | 75.7                       |
| Seattle, Wash.       | 48    | 80,671    | 69    | 42,587    | 151   | 3,583     | 88.3                        | 1,112.5                    |
| Hartford, Ct.        | 49    | 79,850    | 53    | 53,230    | 42    | 42,015    | 50.0                        | 26.7                       |
| Reading, Pa.         | 50    | 78,961    | 47    | 58,661    | 40    | 43,278    | 34.6                        | 35.5                       |
| Wilmington, Del.     | 51    | 76,508    | 43    | 61,431    | 41    | 42,478    | 24.5                        | 44.6                       |
| Camden, N. J.        | 52    | 75,935    | 48    | 58,313    | 43    | 41,659    | 30.2                        | 40.0                       |
| Trenton, N. J.       | 53    | 73,307    | 49    | 57,458    | 63    | 29,910    | 27.6                        | 92.1                       |
| Bridgeport, Ct.      | 54    | 70,996    | 58    | 48,866    | 70    | 27,643    | 45.3                        | 76.8                       |
| Lynn, Mass.          | 55    | 68,513    | 50    | 55,727    | 47    | 38,274    | 22.9                        | 40.6                       |
| Oakland, Cal.        | 56    | 66,960    | 59    | 48,682    | 50    | 34,555    | 37.5                        | 45.9                       |
| Lawrence, Mass.      | 57    | 62,559    | 63    | 44,654    | 45    | 39,151    | 40.1                        | 14.1                       |
| New Bedford, Mass.   | 58    | 62,442    | 71    | 40,733    | 74    | 26,845    | 53.3                        | 51.7                       |
| Des Moines, Iowa     | 59    | 62,139    | 57    | 50,093    | 79    | 22,408    | 24.0                        | 123.5                      |
| Springfield, Mass.   | 60    | 62,059    | 64    | 44,179    | 54    | 33,340    | 40.5                        | 32.5                       |
| Somerville, Mass.    | 61    | 61,643    | 73    | 40,132    | 77    | 24,933    | 53.5                        | 61.0                       |
| Troy, N. Y.          | 62    | 60,651    | 45    | 60,936    | 28    | 56,747    | * 5                         | 7.4                        |
| Hoboken, N. J.       | 63    | 53,364    | 67    | 45,648    | 63    | 30,939    | 36.0                        | 40.8                       |
| Evansville, Ind.     | 64    | 59,007    | 65    | 50,756    | 65    | 29,280    | 18.3                        | 73.3                       |
| Manchester, N. H.    | 65    | 56,987    | 55    | 44,126    | 55    | 32,630    | 29.1                        | 35.2                       |
| Utica, N. Y.         | 66    | 56,383    | 66    | 44,007    | 61    | 33,914    | 28.1                        | 29.8                       |
| Peoria, Ill.         | 67    | 56,100    | 70    | 41,024    | 66    | 29,259    | 36.7                        | 40.2                       |
| Charleston, S. C.    | 68    | 55,807    | 52    | 54,955    | 35    | 49,984    | 1.6                         | 9.9                        |
| Savannah, Ga.        | 69    | 54,244    | 68    | 43,189    | 61    | 30,709    | 25.6                        | 40.6                       |
| Salt Lake City, Utah | 70    | 53,581    | 62    | 44,843    | 90    | 20,768    | 19.4                        | 115.9                      |
| San Antonio, Tex.    | 71    | 53,321    | 80    | 37,678    | 93    | 20,550    | 41.5                        | 83.3                       |
| Duluth, Minn.        | 72    | 52,969    | 91    | 33,115    | 152   | 13,483    | 60.0                        | 830.8                      |
| Erie, Pa.            | 73    | 52,733    | 72    | 40,634    | 69    | 27,737    | 29.8                        | 46.5                       |
| Elizabeth, N. J.     | 74    | 52,130    | 78    | 37,764    | 78    | 28,229    | 38.0                        | 33.8                       |
| Wilkesbarre, Pa.     | 75    | 51,721    | 79    | 37,718    | 78    | 23,339    | 37.1                        | 61.6                       |
| Kansas City, Kas.    | 76    | 51,418    | 75    | 38,316    | 155   | 3,200     | 24.2                        | 1,037.4                    |
| Harrisburg, Pa.      | 77    | 50,167    | 74    | 39,385    | 59    | 30,762    | 27.4                        | 28.0                       |
| Portland, Me.        | 78    | 50,145    | 82    | 36,423    | 52    | 33,810    | 37.7                        | 7.7                        |
| Yonkers, N. Y.       | 79    | 47,931    | 92    | 32,033    | 101   | 18,892    | 49.6                        | 69.6                       |

## RANK AND POPULATION OF AMERICAN CITIES SINCE 1880.—CONTINUED.

| CITY.                     | 1900. |        | 1890. |        | 1880. |        | Per cent<br>inc. 1890<br>to 1900. | Per cent<br>inc. 1880<br>to 1890. |
|---------------------------|-------|--------|-------|--------|-------|--------|-----------------------------------|-----------------------------------|
|                           | Rank. | Pop.   | Rank. | Pop.   | Rank. | Pop.   |                                   |                                   |
| Norfolk, Va.....          | 80    | 46,624 | 87    | 34,871 | 82    | 21,966 | 33.7                              | 63.7                              |
| Waterbury, Ct.....        | 81    | 45,859 | 105   | 28,446 | 105   | 15,806 | 49.1                              | 69.7                              |
| Holyoke, Mass.....        | 82    | 45,712 | 84    | 35,637 | 84    | 21,915 | 28.3                              | 62.6                              |
| Fort Wayne, Ind.....      | 83    | 45,115 | 85    | 35,393 | 73    | 26,880 | 27.5                              | 81.7                              |
| Youngstown, O.....        | 84    | 44,885 | 90    | 33,220 | 118   | 15,435 | 35.1                              | 115.2                             |
| Houston, Tex.....         | 85    | 44,633 | 110   | 27,557 | 111   | 16,513 | 62.0                              | 66.9                              |
| Covington, Ky.....        | 86    | 42,938 | 81    | 37,371 | 64    | 29,720 | 14.9                              | 25.7                              |
| Akron, O.....             | 87    | 42,728 | 109   | 27,601 | 112   | 16,512 | 64.8                              | 67.2                              |
| Dallas, Tex.....          | 88    | 42,638 | 76    | 38,067 | 137   | 10,358 | 12.0                              | 267.5                             |
| Saginaw, Mich.....        | 89    | 42,345 | 61    | 46,322 | 136   | 10,525 | *8.6                              | 340.1                             |
| Lancaster, Pa.....        | 90    | 41,459 | 93    | 32,011 | 76    | 25,769 | 29.5                              | 24.2                              |
| Lincoln, Neb.....         | 91    | 40,169 | 51    | 55,154 | 127   | 13,003 | *27.2                             | 324.2                             |
| Brockton, Mass.....       | 92    | 40,063 | 112   | 27,294 | 123   | 13,608 | 46.8                              | 100.6                             |
| Binghamton, N. Y.....     | 93    | 39,647 | 86    | 35,005 | 107   | 17,317 | 13.3                              | 102.1                             |
| Augusta, Ga.....          | 94    | 39,441 | 89    | 33,300 | 85    | 21,891 | 18.4                              | 52.1                              |
| Honolulu, Hawaii.....     | 95    | 39,306 | 132   | 22,907 | ..... | .....  | 71.6                              | .....                             |
| Pawtucket, R. I.....      | 96    | 39,251 | 108   | 27,633 | 99    | 19,030 | 42.0                              | 45.2                              |
| Atcoona, Pa.....          | 97    | 38,973 | 100   | 30,337 | 87    | 19,710 | 28.5                              | 58.9                              |
| Wheeling, W. Va.....      | 98    | 38,878 | 83    | 34,522 | 67    | 30,737 | 12.6                              | 12.3                              |
| Mobile, Ala.....          | 99    | 38,469 | 96    | 31,076 | 67    | 29,132 | 25.8                              | 6.7                               |
| Birmingham, Ala.....      | 100   | 38,415 | 117   | 26,178 | 125   | 8,086  | 46.7                              | 748.3                             |
| Little Rock, Ark.....     | 101   | 38,307 | 118   | 25,874 | 156   | 13,138 | 48.1                              | 96.9                              |
| Springfield, O.....       | 102   | 38,253 | 94    | 31,895 | 91    | 20,730 | 19.9                              | 53.9                              |
| Galveston, Tex.....       | 103   | 37,789 | 104   | 29,084 | 81    | 22,248 | 29.9                              | 30.7                              |
| Tacoma, Wash.....         | 104   | 37,714 | 83    | 36,006 | 157   | 1,068  | 4.7                               | 8,179.2                           |
| Haverhill, Mass.....      | 105   | 37,175 | 111   | 27,412 | 102   | 18,472 | 35.6                              | 48.4                              |
| Spokane, Wash.....        | 106   | 36,848 | 147   | 19,922 | 158   | 350    | 85.0                              | 5,592.0                           |
| Terre Haute, Ind.....     | 107   | 36,673 | 102   | 30,217 | 75    | 26,042 | 21.4                              | 16.0                              |
| Dubuque, Iowa.....        | 108   | 36,297 | 101   | 30,311 | 80    | 22,254 | 19.7                              | 36.2                              |
| Quincy, Ill.....          | 109   | 35,252 | 95    | 31,494 | 72    | 27,268 | 15.1                              | 15.5                              |
| South Bend, Ind.....      | 110   | 35,949 | 137   | 21,819 | 124   | 13,280 | 65.0                              | 64.3                              |
| Salem, Mass.....          | 111   | 35,356 | 99    | 30,801 | 71    | 27,563 | 16.7                              | 11.7                              |
| Johnstown, Pa.....        | 112   | 35,356 | 138   | 21,805 | 143   | 8,380  | 64.8                              | 180.2                             |
| Johnstown, Pa.....        | 113   | 35,072 | 98    | 30,893 | 94    | 20,541 | 15.5                              | 50.4                              |
| Albany, Pa.....           | 114   | 35,416 | 121   | 25,228 | 103   | 18,063 | 40.4                              | 39.7                              |
| Davenport, Iowa.....      | 115   | 34,227 | 114   | 28,572 | 86    | 21,331 | 31.2                              | 25.1                              |
| McKeesport, Pa.....       | 116   | 34,227 | 145   | 20,741 | 144   | 8,212  | 65.0                              | 152.6                             |
| Springfield, Ill.....     | 117   | 34,150 | 123   | 24,953 | 96    | 19,743 | 36.8                              | 26.4                              |
| Chelsea, Mass.....        | 118   | 34,072 | 106   | 27,909 | 87    | 21,782 | 22.1                              | 28.1                              |
| Chester, Pa.....          | 119   | 33,988 | 146   | 20,226 | 119   | 14,997 | 68.0                              | 34.9                              |
| York, Pa.....             | 120   | 33,708 | 144   | 20,738 | 121   | 13,940 | 62.1                              | 49.2                              |
| Malden, Mass.....         | 121   | 33,664 | 131   | 23,031 | 117   | 12,017 | 46.2                              | 91.7                              |
| Topeka, Kas.....          | 122   | 33,608 | 97    | 31,007 | 131   | 15,452 | 8.4                               | 100.7                             |
| Newton, Mass.....         | 123   | 33,587 | 127   | 24,379 | 108   | 16,965 | 37.8                              | 43.4                              |
| Sioux City, Iowa.....     | 124   | 33,111 | 77    | 37,806 | 146   | 7,366  | *12.4                             | 413.3                             |
| Bayonne, N. J.....        | 125   | 32,722 | 149   | 19,033 | 140   | 9,372  | 71.9                              | 103.1                             |
| Knoxville, Tenn.....      | 126   | 32,637 | 134   | 22,535 | 139   | 9,693  | 44.8                              | 132.5                             |
| Schenectady, N. Y.....    | 127   | 31,682 | 148   | 19,902 | 123   | 13,655 | 59.2                              | 45.7                              |
| Fitchburg, Mass.....      | 128   | 31,531 | 135   | 22,037 | 129   | 12,429 | 45.1                              | 77.3                              |
| Superior, Wis.....        | 129   | 31,091 | 157   | 11,963 | ..... | .....  | 159.5                             | .....                             |
| Rockford, Ill.....        | 130   | 31,061 | 128   | 23,584 | 126   | 13,129 | 31.7                              | 79.6                              |
| Taunton, Mass.....        | 131   | 31,036 | 120   | 25,448 | 89    | 21,213 | 22.0                              | 20.0                              |
| Canton, O.....            | 132   | 30,667 | 116   | 26,189 | 130   | 12,258 | 17.1                              | 118.6                             |
| Butte, Mont.....          | 133   | 30,470 | 159   | 10,732 | 153   | 8,363  | 184.2                             | 218.9                             |
| Montgomery, Ala.....      | 134   | 30,346 | 136   | 21,883 | 109   | 16,718 | 38.7                              | 30.9                              |
| Auburn, N. Y.....         | 135   | 30,345 | 119   | 25,858 | 83    | 21,924 | 17.4                              | 17.9                              |
| Chattanooga, Tenn.....    | 136   | 30,154 | 103   | 29,100 | 128   | 12,892 | 3.6                               | 125.7                             |
| East St. Louis, Ill.....  | 137   | 29,655 | 153   | 15,169 | 141   | 9,185  | 95.5                              | 65.1                              |
| Joliet, Ill.....          | 138   | 29,353 | 129   | 23,264 | 134   | 11,657 | 26.2                              | 99.6                              |
| Sacramento, Cal.....      | 139   | 29,282 | 115   | 26,386 | 88    | 21,420 | 11.0                              | 23.2                              |
| Racine, Wis.....          | 140   | 29,102 | 141   | 21,014 | 115   | 16,091 | 38.5                              | 31.1                              |
| LaCrosse, Wis.....        | 141   | 28,895 | 122   | 25,090 | 120   | 14,505 | 15.2                              | 73.0                              |
| Williamsport, Pa.....     | 142   | 28,757 | 113   | 27,132 | 102   | 18,994 | 6.0                               | 43.3                              |
| Jacksonville, Fla.....    | 143   | 28,429 | 151   | 17,301 | 145   | 7,650  | 65.3                              | 124.8                             |
| Newcastle, Pa.....        | 144   | 28,339 | 153   | 11,000 | 142   | 8,418  | 144.3                             | 37.8                              |
| Newport, Ky.....          | 145   | 28,301 | 124   | 24,918 | 95    | 20,433 | 13.6                              | 21.9                              |
| Oshkosh, Wis.....         | 146   | 28,284 | 133   | 22,896 | 116   | 15,748 | 23.9                              | 45.0                              |
| Woonsocket, R. I.....     | 147   | 28,204 | 142   | 20,890 | 114   | 16,050 | 35.4                              | 29.8                              |
| Pueblo, Col.....          | 148   | 28,157 | 126   | 24,558 | 134   | 8,217  | 14.7                              | 635.4                             |
| Atlantic City, N. J.....  | 149   | 27,838 | 155   | 13,055 | 150   | 5,477  | 113.2                             | 138.4                             |
| Passaic, N. J.....        | 150   | 27,777 | 136   | 13,028 | 149   | 6,582  | 113.2                             | 90.4                              |
| Bay City, Mich.....       | 151   | 27,628 | 107   | 27,839 | 92    | 20,693 | *8                                | 34.5                              |
| Fort Worth, Tex.....      | 152   | 26,688 | 130   | 23,076 | 148   | 6,663  | 15.7                              | 246.3                             |
| Lexington, Ky.....        | 153   | 26,309 | 139   | 21,567 | 110   | 16,656 | 22.3                              | 29.5                              |
| Gloucester, Mass.....     | 154   | 26,121 | 125   | 24,651 | 98    | 19,329 | 6.0                               | 27.5                              |
| Joplin, Mo.....           | 155   | 26,023 | 160   | 9,943  | 147   | 7,088  | 161.7                             | 41.8                              |
| South Omaha, Neb.....     | 156   | 26,001 | 161   | 8,082  | ..... | .....  | 222.5                             | .....                             |
| New Britain, Conn.....    | 157   | 25,998 | 152   | 16,519 | 133   | 11,800 | 57.4                              | 40.0                              |
| Council Bluffs, Iowa..... | 158   | 25,802 | 140   | 21,474 | 104   | 18,063 | 20.2                              | 18.9                              |

\*Decrease. †Includes Duluth village. ‡No census taken of Honolulu, Hawaii, in 1880.



## POPULATION BY SEX AND NATIVITY.

[Twelfth census report, 1900.]

| STATE OR TERRITORY.       | Total<br>population. | Males.     | Females.   | Nativity.  |            |
|---------------------------|----------------------|------------|------------|------------|------------|
|                           |                      |            |            | Native.    | Foreign.   |
| Alabama.....              | 1,828,697            | 916,764    | 911,933    | 1,814,105  | 14,592     |
| Alaska.....               | 63,592               | 45,872     | 17,720     | 50,981     | 12,611     |
| Arizona.....              | 122,931              | 71,795     | 51,136     | 98,698     | 24,233     |
| Arkansas.....             | 1,811,564            | 675,312    | 636,252    | 1,297,275  | 14,289     |
| California.....           | 1,485,053            | 820,531    | 664,522    | 1,117,813  | 367,240    |
| Colorado.....             | 539,700              | 295,332    | 244,368    | 448,545    | 91,155     |
| Connecticut.....          | 908,420              | 454,234    | 454,126    | 670,210    | 238,210    |
| Delaware.....             | 184,735              | 94,158     | 90,577     | 170,925    | 13,810     |
| District of Columbia..... | 278,718              | 132,004    | 146,714    | 258,509    | 20,119     |
| Florida.....              | 528,542              | 275,246    | 253,295    | 504,710    | 23,832     |
| Georgia.....              | 2,216,331            | 1,103,201  | 1,113,130  | 2,203,928  | 12,403     |
| Hawaii.....               | 154,001              | 103,369    | 47,632     | 63,221     | 90,780     |
| Idaho.....                | 161,772              | 93,367     | 68,405     | 137,168    | 24,604     |
| Illinois.....             | 4,821,550            | 2,472,782  | 2,348,768  | 3,854,803  | 966,747    |
| Indiana.....              | 2,516,462            | 1,285,404  | 1,231,058  | 2,374,341  | 142,121    |
| Indian Territory.....     | 392,000              | 208,952    | 183,108    | 387,202    | 4,858      |
| Iowa.....                 | 2,231,853            | 1,156,849  | 1,075,004  | 1,925,983  | 306,920    |
| Kansas.....               | 1,470,495            | 768,716    | 701,779    | 1,343,810  | 126,685    |
| Kentucky.....             | 2,147,174            | 1,090,227  | 1,056,947  | 2,096,925  | 50,249     |
| Louisiana.....            | 1,381,625            | 694,733    | 686,892    | 1,328,722  | 52,903     |
| Maine.....                | 694,466              | 350,965    | 343,471    | 601,136    | 93,330     |
| Maryland.....             | 1,188,044            | 589,275    | 598,769    | 1,094,110  | 93,934     |
| Massachusetts.....        | 2,805,346            | 1,367,474  | 1,437,872  | 1,959,022  | 846,324    |
| Michigan.....             | 2,420,982            | 1,243,905  | 1,172,077  | 1,879,329  | 541,653    |
| Minnesota.....            | 1,751,394            | 882,490    | 818,904    | 1,246,076  | 505,318    |
| Mississippi.....          | 1,551,270            | 781,451    | 709,819    | 1,543,289  | 7,981      |
| Missouri.....             | 3,106,665            | 1,595,710  | 1,510,955  | 2,890,286  | 216,379    |
| Montana.....              | 243,329              | 143,842    | 98,487     | 176,262    | 67,067     |
| Nebraska.....             | 1,066,300            | 564,592    | 501,708    | 888,953    | 177,347    |
| Nevada.....               | 42,385               | 25,603     | 16,732     | 32,242     | 10,093     |
| New Hampshire.....        | 411,588              | 205,379    | 206,209    | 323,481    | 88,107     |
| New Jersey.....           | 1,883,669            | 941,700    | 941,909    | 1,451,785  | 431,884    |
| New Mexico.....           | 195,310              | 104,223    | 91,082     | 181,685    | 13,625     |
| New York.....             | 7,268,894            | 3,614,780  | 3,654,114  | 5,968,469  | 1,900,425  |
| North Carolina.....       | 1,893,810            | 938,677    | 955,133    | 1,889,318  | 4,492      |
| North Dakota.....         | 319,146              | 177,493    | 141,653    | 206,055    | 113,091    |
| Ohio.....                 | 4,157,545            | 2,102,655  | 2,054,890  | 3,638,811  | 458,734    |
| Oklahoma.....             | 398,331              | 214,359    | 198,972    | 382,651    | 15,680     |
| Oregon.....               | 413,536              | 232,985    | 180,551    | 347,788    | 65,748     |
| Pennsylvania.....         | 6,302,115            | 3,204,541  | 3,097,574  | 5,316,865  | 985,250    |
| Rhode Island.....         | 428,556              | 210,516    | 218,400    | 294,067    | 134,519    |
| South Carolina.....       | 1,340,316            | 664,895    | 675,421    | 1,334,788  | 5,528      |
| South Dakota.....         | 401,570              | 216,164    | 185,406    | 313,062    | 88,508     |
| Tennessee.....            | 2,020,616            | 1,021,224  | 996,322    | 2,002,670  | 17,946     |
| Texas.....                | 3,048,710            | 1,573,800  | 1,493,810  | 2,803,353  | 179,357    |
| Utah.....                 | 276,749              | 141,637    | 135,062    | 222,972    | 53,777     |
| Vermont.....              | 343,641              | 175,138    | 168,503    | 298,894    | 44,747     |
| Virginia.....             | 1,854,184            | 925,897    | 928,287    | 1,834,723  | 19,461     |
| Washington.....           | 518,103              | 304,178    | 213,925    | 406,739    | 111,364    |
| West Virginia.....        | 958,800              | 490,242    | 459,558    | 996,349    | 22,451     |
| Wisconsin.....            | 2,069,042            | 1,067,562  | 1,001,480  | 1,553,071  | 515,971    |
| Wyoming.....              | 92,531               | 58,184     | 34,347     | 75,116     | 17,415     |
| The United States.....    | *76,303,387          | 39,059,242 | 37,244,145 | 65,843,302 | 10,460,085 |

\*Inclusive of 91,219 persons in the military and naval service of the United States.

## SUMMARY OF POPULATION BY SEX AND NATIVITY.

| CLASSIFICATION.      | 1900.      | 1890.      | PER CENT. |       | INCREASE.  |           |
|----------------------|------------|------------|-----------|-------|------------|-----------|
|                      |            |            | 1900.     | 1890. | Number.    | Per cent. |
|                      |            |            |           |       |            |           |
| Females.....         | 37,244,145 | 30,754,638 | 48.8      | 48.8  | 6,489,462  | 21.1      |
| Native born.....     | 65,843,302 | 53,761,665 | 86.3      | 85.2  | 12,081,637 | 22.5      |
| Foreign born.....    | 10,460,085 | 9,308,091  | 13.7      | 14.8  | 1,151,994  | 12.4      |
| Native parents.....  | 41,053,417 | 34,514,450 | 53.8      | 54.7  | 6,538,967  | 18.9      |
| Foreign parents..... | 15,687,322 | 11,515,655 | 20.6      | 18.3  | 4,171,667  | 36.2      |

POPULATION BY COLOR.  
[Twelfth census report, 1900.]

| STATE OR TERRITORY.       | Total white. | Total colored. | *Negro.   | Chinese. | Japane-<br>nese. | Indians<br>taxed. | In-<br>dians<br>not<br>taxed. |
|---------------------------|--------------|----------------|-----------|----------|------------------|-------------------|-------------------------------|
| Alabama.....              | 1,001,152    | 827,545        | 827,307   | 58       | 3                | 177               | .....                         |
| Alaska.....               | 30,507       | 35,085         | 168       | 3,116    | 265              | 129,536           | .....                         |
| Arizona.....              | 92,908       | 30,028         | 1,348     | 1,419    | 281              | 1,836             | 24,644                        |
| Arkansas.....             | 944,580      | 361,984        | 366,836   | 62       | .....            | .....             | .....                         |
| California.....           | 1,402,727    | 82,326         | 11,045    | 45,763   | 10,151           | 13,828            | 1,549                         |
| Colorado.....             | 529,046      | 10,654         | 8,570     | 509      | 48               | 840               | 597                           |
| Connecticut.....          | 892,424      | 15,996         | 15,226    | 599      | 18               | 153               | .....                         |
| Delaware.....             | 325,977      | 30,758         | 30,637    | 51       | 1                | 9                 | .....                         |
| District of Columbia..... | 191,532      | 87,186         | 86,702    | 455      | 7                | 22                | .....                         |
| Florida.....              | 297,333      | 231,209        | 230,730   | 120      | 1                | 358               | .....                         |
| Georgia.....              | 1,181,291    | 1,035,037      | 1,034,813 | 204      | 1                | 19                | .....                         |
| Hawaii.....               | 66,890       | 87,111         | 233       | 25,767   | 61,111           | .....             | .....                         |
| Idaho.....                | 154,495      | 7,277          | 293       | 1,467    | 1,291            | 1,929             | 2,297                         |
| Illinois.....             | 4,734,873    | 86,673         | 85,078    | 1,503    | 80               | 16                | .....                         |
| Indiana.....              | 2,458,582    | 57,960         | 57,505    | 207      | 5                | 243               | .....                         |
| Indian Territory.....     | 302,680      | 89,380         | 89,380    | 36,853   | 27               | .....             | 51,393                        |
| Iowa.....                 | 2,218,067    | 13,186         | 12,663    | 104      | 7                | 382               | .....                         |
| Kansas.....               | 1,416,319    | 54,176         | 52,063    | 57       | 4                | 2,130             | .....                         |
| Kentucky.....             | 1,823,309    | 234,805        | 234,706   | .....    | .....            | 102               | .....                         |
| Louisiana.....            | 729,612      | 652,013        | 650,804   | 509      | 17               | 533               | .....                         |
| Maine.....                | 2,240        | 2,240          | 1,319     | 119      | 4                | 738               | .....                         |
| Maryland.....             | 952,424      | 235,620        | 235,064   | 544      | 9                | 3                 | .....                         |
| Massachusetts.....        | 2,708,704    | 35,582         | 31,974    | 2,968    | 53               | 587               | .....                         |
| Michigan.....             | 2,398,533    | 22,419         | 15,816    | 240      | 9                | 6,354             | .....                         |
| Minnesota.....            | 1,737,036    | 14,358         | 14,358    | 166      | 51               | 7,414             | 1,768                         |
| Mississippi.....          | 641,200      | 910,070        | 907,630   | 237      | .....            | 2,203             | .....                         |
| Missouri.....             | 2,944,843    | 161,822        | 161,234   | 449      | 9                | 130               | .....                         |
| Montana.....              | 226,283      | 17,046         | 1,523     | 1,739    | 2,441            | 597               | 10,746                        |
| Nebraska.....             | 1,056,526    | 9,774          | 6,289     | 180      | 3                | 3,322             | .....                         |
| Nevada.....               | 35,405       | 6,980          | 134       | 1,352    | 228              | 3,551             | 1,965                         |
| New Hampshire.....        | 410,791      | 797            | 692       | 112      | 1                | 22                | .....                         |
| New Jersey.....           | 1,812,317    | 71,352         | 69,844    | 1,333    | 52               | 63                | .....                         |
| New Mexico.....           | 180,207      | 15,103         | 1,610     | 341      | 8                | 10,207            | 2,937                         |
| New York.....             | 7,156,881    | 112,013        | 99,232    | 7,170    | 354              | 546               | 4,711                         |
| North Carolina.....       | 1,263,003    | 630,207        | 624,469   | 51       | .....            | 5,687             | .....                         |
| North Dakota.....         | 311,712      | 7,454          | 286       | 32       | 148              | 2,276             | 4,092                         |
| Ohio.....                 | 4,060,204    | 97,341         | 96,901    | 371      | 27               | 6,018             | 5,927                         |
| Oklahoma.....             | 367,524      | 30,807         | 18,831    | 31       | .....            | .....             | .....                         |
| Oregon.....               | 394,582      | 18,954         | 1,105     | 10,397   | 2,501            | 4,951             | .....                         |
| Pennsylvania.....         | 6,141,661    | 160,451        | 156,845   | 1,927    | 40               | 1,639             | .....                         |
| Rhode Island.....         | 419,050      | 9,506          | 9,092     | 396      | 13               | 35                | .....                         |
| South Carolina.....       | 557,807      | 782,509        | 782,321   | 67       | .....            | 121               | .....                         |
| South Dakota.....         | 380,714      | 20,856         | 465       | 165      | 1                | 9,293             | 10,932                        |
| Tennessee.....            | 1,540,186    | 480,430        | 480,243   | 75       | 4                | 108               | .....                         |
| Texas.....                | 2,426,669    | 622,041        | 620,722   | 836      | 13               | 470               | .....                         |
| Utah.....                 | 272,465      | 4,284          | 672       | 572      | 417              | 1,151             | 1,472                         |
| Vermont.....              | 342,771      | 870            | 826       | 39       | .....            | 5                 | .....                         |
| Virginia.....             | 1,132,855    | 661,329        | 660,722   | 243      | 10               | 354               | .....                         |
| Washington.....           | 436,304      | 21,739         | 2,514     | 3,629    | 5,617            | 7,508             | 2,531                         |
| West Virginia.....        | 915,233      | 43,459         | 43,459    | 56       | .....            | 12                | .....                         |
| Wisconsin.....            | 2,057,911    | 11,131         | 2,542     | 212      | 5                | 6,715             | 1,657                         |
| Wyoming.....              | 89,051       | 3,480          | 940       | 461      | 333              | 1,686             | .....                         |
| Total United States.....  | 66,990,802   | 9,312,585      | 8,840,789 | 119,050  | 83,986           | 137,242           | 129,518                       |

\*Includes all persons of negro descent.

†Includes 2,499 persons of mixed parentage—that is, of native Indian and Russian parentage.

SUMMARY OF POPULATION BY COLOR.

| CLASSIFICATION.    | 1900.      | 1890.      | PER CENT. |       | INCREASE.  |         |
|--------------------|------------|------------|-----------|-------|------------|---------|
|                    |            |            | 1900.     | 1890. | Number.    | Per ct. |
| White.....         | 66,990,802 | 55,166,184 | 87.8      | 87.5  | 11,824,618 | 21.4    |
| Colored.....       | 9,312,585  | 7,903,572  | 12.2      | 12.5  | 1,409,013  | 17.8    |
| Native white.....  | 56,740,739 | 46,030,105 | 74.4      | 73.0  | 10,710,634 | 23.3    |
| Foreign white..... | 10,250,063 | 9,136,079  | 13.4      | 14.5  | 1,113,984  | 12.2    |
| Negro.....         | 8,840,789  | 7,488,788  | 11.6      | 11.9  | 1,352,001  | 18.1    |
| Chinese.....       | 119,050    | 126,778    | .2        | .2    | *7,728     | *6.1    |
| Japanese.....      | 83,986     | 14,399     | .1        | ..... | 71,587     | 497.2   |
| Indian.....        | 208,700    | 273,607    | .3        | .4    | *6,847     | *2.5    |

\*Decrease. †Less than one-tenth of 1 per cent.

## MALES OF VOTING AGE IN THE UNITED STATES.

Including all above 21 years of age, classified according to nativity and color.  
[From the twelfth census report, 1900.]

| STATE OR TERRITORY.    | Aggregate. | Native born. | Foreign born. | Native white. | Foreign white. | Total white. | Total colored.* | Negro.†   |
|------------------------|------------|--------------|---------------|---------------|----------------|--------------|-----------------|-----------|
| Alabama.....           | 413,862    | 405,598      | 8,264         | 224,212       | 8,082          | 232,294      | 181,568         | 181,471   |
| Alaska.....            | 37,956     | 26,489       | 11,467        | 18,001        | 7,965          | 25,966       | 11,990          | 141       |
| Arizona.....           | 44,081     | 30,906       | 13,775        | 22,750        | 12,161         | 34,911       | 9,170           | 1,084     |
| Arkansas.....          | 318,836    | 305,464      | 8,372         | 138,319       | 8,278          | 226,597      | 87,289          | 87,157    |
| California.....        | 544,087    | 318,817      | 225,270       | 309,251       | 180,224        | 489,545      | 54,542          | 3,711     |
| Colorado.....          | 185,708    | 133,935      | 51,773        | 130,454       | 51,162         | 181,616      | 4,092           | 3,215     |
| Connecticut.....       | 280,340    | 173,218      | 107,022       | 168,723       | 106,403        | 275,126      | 5,214           | 4,576     |
| Delaware.....          | 54,018     | 47,202       | 6,816         | 38,845        | 6,747          | 45,592       | 8,426           | 8,374     |
| Dist. of Columbia..... | 83,823     | 73,722       | 10,101        | 50,718        | 9,600          | 60,318       | 23,465          | 23,072    |
| Florida.....           | 139,601    | 127,865      | 11,736        | 68,237        | 9,725          | 77,962       | 61,639          | 61,417    |
| Georgia.....           | 500,752    | 493,740      | 7,012         | 270,741       | 6,707          | 277,448      | 223,304         | 223,121   |
| Hawaii.....            | 79,607     | 13,061       | 66,546        | 12,876        | 6,700          | 19,576       | 60,031          | 93        |
| Idaho.....             | 53,932     | 38,185       | 15,747        | 36,837        | 13,491         | 50,328       | 3,604           | 130       |
| Illinois.....          | 1,401,456  | 932,574      | 468,882       | 903,086       | 467,123        | 1,370,209    | 31,247          | 29,762    |
| Indiana.....           | 720,206    | 646,889      | 73,317        | 628,674       | 73,087         | 701,761      | 18,445          | 18,186    |
| Indian Territory.....  | 97,361     | 94,361       | 3,000         | 74,722        | 2,948          | 77,685       | 19,496          | 9,146     |
| Iowa.....              | 635,208    | 477,273      | 158,025       | 472,759       | 157,906        | 630,665      | 4,633           | 4,441     |
| Kansas.....            | 413,786    | 346,761      | 67,025        | 331,614       | 66,938         | 398,552      | 15,214          | 14,085    |
| Kentucky.....          | 545,926    | 518,772      | 25,224        | 444,067       | 25,139         | 469,206      | 74,790          | 74,728    |
| Louisiana.....         | 325,913    | 299,772      | 26,171        | 152,598       | 25,340         | 177,978      | 148,065         | 147,348   |
| Maine.....             | 217,663    | 178,931      | 38,732        | 178,341       | 38,515         | 216,856      | 807             | 445       |
| Maryland.....          | 321,903    | 279,216      | 42,687        | 218,968       | 42,011         | 260,979      | 60,924          | 60,406    |
| Massachusetts.....     | 845,465    | 495,734      | 347,731       | 496,527       | 343,522        | 830,049      | 13,416          | 10,456    |
| Michigan.....          | 719,478    | 457,353      | 262,125       | 450,830       | 261,415        | 712,245      | 7,233           | 5,193     |
| Minnesota.....         | 506,794    | 245,768      | 261,026       | 241,631       | 260,753        | 502,384      | 4,410           | 2,668     |
| Mississippi.....       | 349,177    | 344,151      | 5,026         | 146,207       | 4,715          | 150,922      | 198,255         | 197,544   |
| Missouri.....          | 856,684    | 743,659      | 113,025       | 697,314       | 551,438        | 809,797      | 46,887          | 46,418    |
| Montana.....           | 101,361    | 58,237       | 43,694        | 54,890        | 35,130         | 94,873       | 7,058           | 711       |
| Nebraska.....          | 301,061    | 209,961      | 91,130        | 206,832       | 147,508        | 297,317      | 3,274           | 2,238     |
| Nevada.....            | 177,710    | 10,323       | 7,187         | 152,585       | 5,431          | 14,652       | 3,058           | 70        |
| New Hampshire.....     | 130,987    | 96,099       | 34,888        | 95,879        | 82,383         | 130,648      | 339             | 230       |
| New Jersey.....        | 555,038    | 357,447      | 198,161       | 336,132       | 196,598        | 532,750      | 22,838          | 21,474    |
| New Mexico.....        | 53,067     | 47,432       | 7,585         | 45,533        | 7,251          | 50,804       | 4,263           | 775       |
| New York.....          | 2,184,965  | 1,846,829    | 338,136       | 1,315,593     | 829,474        | 2,145,057    | 39,908          | 31,425    |
| North Carolina.....    | 417,578    | 415,048      | 2,630         | 286,812       | 2,451          | 289,263      | 128,315         | 127,114   |
| North Dakota.....      | 95,217     | 39,344       | 55,873        | 37,679        | 55,558         | 93,237       | 1,980           | 115       |
| Ohio.....              | 1,212,223  | 985,969      | 226,254       | 954,911       | 225,688        | 1,180,599    | 31,621          | 31,235    |
| Oklahoma.....          | 109,191    | 100,528      | 8,663         | 92,946        | 8,597          | 101,543      | 7,648           | 4,827     |
| Oregon.....            | 144,446    | 101,923      | 42,523        | 99,775        | 31,486         | 131,261      | 13,185          | 5,600     |
| Pennsylvania.....      | 1,817,239  | 1,330,699    | 487,140       | 1,278,679     | 484,803        | 1,763,482    | 53,757          | 51,668    |
| Rhode Island.....      | 127,144    | 72,820       | 54,334        | 70,233        | 53,768         | 124,001      | 3,143           | 2,765     |
| South Carolina.....    | 283,325    | 280,221      | 3,104         | 127,306       | 2,979          | 130,375      | 152,590         | 152,860   |
| South Dakota.....      | 112,681    | 67,079       | 45,602        | 61,907        | 45,446         | 107,353      | 5,328           | 484       |
| Tennessee.....         | 487,380    | 477,739      | 9,641         | 365,537       | 9,509          | 375,046      | 112,334         | 112,236   |
| Texas.....             | 737,768    | 650,599      | 87,169        | 514,188       | 85,773         | 600,961      | 137,807         | 136,875   |
| Utah.....              | 47,172     | 41,939       | 5,233         | 40,799        | 24,406         | 65,205       | 1,967           | 938       |
| Vermont.....           | 108,356    | 87,465       | 20,891        | 87,181        | 20,846         | 108,027      | 329             | 289       |
| Virginia.....          | 447,815    | 435,839      | 11,426        | 290,294       | 11,085         | 301,379      | 146,436         | 146,122   |
| Washington.....        | 195,572    | 126,190      | 69,382        | 122,254       | 61,745         | 183,999      | 11,573          | 1,230     |
| West Virginia.....     | 247,370    | 235,036      | 12,334        | 220,251       | 12,878         | 233,129      | 14,841          | 14,786    |
| Wisconsin.....         | 570,715    | 313,188      | 257,527       | 309,909       | 257,304        | 567,213      | 3,602           | 1,006     |
| Wyoming.....           | 37,898     | 26,563       | 11,335        | 25,651        | 16,611         | 36,262       | 1,636           | 481       |
| Total.....             | 21,251,862 | 16,163,566   | 5,087,306     | 14,045,048    | 5,456,808      | 18,964,583   | 2,287,279       | 2,060,032 |
| IN LARGE CITIES.....   |            |              |               |               |                |              |                 |           |
| New York.....          | 1,007,670  | 460,445      | 547,225       | 443,105       | 539,746        | 982,851      | 24,819          | 18,651    |
| Chicago.....           | 511,048    | 237,688      | 273,360       | 225,478       | 271,962        | 497,440      | 13,608          | 12,414    |
| Philadelphia.....      | 386,953    | 257,575      | 129,378       | 237,811       | 127,915        | 365,726      | 21,227          | 20,093    |
| St. Louis.....         | 171,798    | 116,218      | 55,580        | 104,536       | 55,223         | 159,759      | 12,039          | 11,727    |
| Boston.....            | 176,068    | 93,488       | 82,580        | 89,434        | 81,058         | 170,492      | 5,576           | 4,441     |
| Baltimore.....         | 141,271    | 111,181      | 30,090        | 89,499        | 29,515         | 119,014      | 22,257          | 21,801    |
| Cleveland.....         | 111,522    | 54,378       | 57,144        | 52,078        | 56,973         | 109,051      | 2,471           | 2,308     |

\*Negroes, Chinese, Japanese and Indians. †Includes all of negro descent.

PERSONS OF SCHOOL AGE IN THE UNITED STATES.  
Including all between 5 and 20 years, classified according to nativity and color.  
[From the twelfth census report, 1900.]

| STATE OR TERRITORY.       | Aggregate.        | Native born.      | Foreign born.    | Native white.     | Foreign white. | Total white.      | Total colored.*  | Negro.†          |
|---------------------------|-------------------|-------------------|------------------|-------------------|----------------|-------------------|------------------|------------------|
| Alabama.....              | 733,222           | 731,664           | 1,558            | 392,619           | 1,533          | 394,152           | 339,070          | 338,980          |
| Alaska.....               | 11,408            | 11,012            | 396              | 1,487             | 232            | 1,719             | 9,689            | 10               |
| Arizona.....              | 38,808            | 35,233            | 3,635            | 24,804            | 3,507          | 28,371            | 10,497           | 865              |
| Arkansas.....             | 529,375           | 528,211           | 1,164            | 379,651           | 1,164          | 380,815           | 148,560          | 148,534          |
| California.....           | 420,081           | 395,347           | 24,734           | 384,775           | 21,093         | 405,868           | 14,213           | 3,225            |
| Colorado.....             | 160,531           | 152,700           | 7,831            | 149,939           | 7,813          | 157,752           | 2,779            | 2,043            |
| Connecticut.....          | 257,101           | 224,354           | 32,747           | 220,059           | 32,701         | 252,760           | 4,341            | 4,272            |
| Delaware.....             | 59,635            | 58,225            | 1,410            | 47,375            | 1,407          | 48,782            | 10,853           | 10,849           |
| District of Columbia..... | 77,291            | 75,996            | 1,295            | 49,945            | 1,267          | 51,212            | 26,079           | 26,046           |
| Florida.....              | 197,600           | 193,932           | 3,668            | 107,575           | 2,962          | 110,537           | 87,063           | 86,908           |
| Georgia.....              | 885,725           | 884,571           | 1,154            | 456,762           | 1,122          | 457,884           | 427,841          | 427,815          |
| Hawaii.....               | 33,774            | 23,285            | 8,489            | 21,859            | 1,968          | 23,827            | 9,947            | 79               |
| Idaho.....                | 54,964            | 52,897            | 2,067            | 51,576            | 1,685          | 53,261            | 1,703            | 69               |
| Illinois.....             | 1,589,915         | 1,488,330         | 101,585          | 1,464,132         | 101,474        | 1,565,606         | 24,809           | 24,238           |
| Indiana.....              | 843,885           | 833,697           | 10,188           | 515,216           | 10,178         | 525,394           | 18,491           | 18,389           |
| Indian Territory.....     | 150,125           | 158,585           | 540              | 120,881           | 539            | 121,420           | 37,705           | 14,882           |
| Iowa.....                 | 767,870           | 748,308           | 24,562           | 739,231           | 24,554         | 763,785           | 4,085            | 3,912            |
| Kansas.....               | 527,560           | 517,631           | 9,929            | 497,692           | 9,919          | 507,611           | 19,949           | 18,878           |
| Kentucky.....             | 798,027           | 795,409           | 2,618            | 690,849           | 2,606          | 693,455           | 104,572          | 104,512          |
| Louisiana.....            | 538,267           | 532,061           | 6,203            | 270,411           | 6,152          | 276,563           | 261,704          | 261,453          |
| Maine.....                | 199,153           | 181,253           | 17,900           | 180,676           | 17,843         | 198,519           | 634              | 369              |
| Maryland.....             | 408,028           | 392,675           | 10,369           | 307,715           | 10,337         | 318,052           | 84,974           | 84,916           |
| Massachusetts.....        | 773,110           | 654,226           | 123,884          | 646,477           | 123,253        | 769,710           | 8,400            | 7,996            |
| Michigan.....             | 790,275           | 726,547           | 63,728           | 719,756           | 63,404         | 783,220           | 7,055            | 4,814            |
| Minnesota.....            | 612,900           | 569,611           | 50,379           | 553,203           | 50,344         | 603,547           | 4,445            | 1,063            |
| Mississippi.....          | 638,027           | 632,486           | 541              | 253,204           | 528            | 253,732           | 379,295          | 378,545          |
| Missouri.....             | 1,105,258         | 1,091,129         | 14,129           | 1,035,307         | 14,107         | 1,049,414         | 55,844           | 55,767           |
| Montana.....              | 65,871            | 59,522            | 6,349            | 55,405            | 5,627          | 61,032            | 4,839            | 289              |
| Nebraska.....             | 386,384           | 363,335           | 16,989           | 366,252           | 16,977         | 383,229           | 3,155            | 1,781            |
| Nevada.....               | 11,399            | 10,936            | 463              | 9,341             | 362            | 9,703             | 1,696            | 18               |
| New Hampshire.....        | 110,895           | 92,802            | 18,066           | 92,624            | 18,084         | 110,708           | 187              | 172              |
| New Jersey.....           | 572,923           | 517,936           | 54,927           | 498,333           | 54,837         | 553,230           | 19,693           | 19,585           |
| New Mexico.....           | 69,712            | 67,871            | 1,841            | 62,306            | 1,831          | 64,137            | 5,575            | 401              |
| New York.....             | 2,146,764         | 1,889,043         | 257,721          | 1,862,249         | 256,907        | 2,119,156         | 27,408           | 25,476           |
| North Carolina.....       | 753,826           | 753,376           | 450              | 490,335           | 447            | 490,782           | 263,044          | 260,755          |
| North Dakota.....         | 112,789           | 93,900            | 18,799           | 91,453            | 18,740         | 110,193           | 2,596            | 97               |
| Ohio.....                 | 1,338,345         | 1,297,157         | 41,188           | 1,267,413         | 41,097         | 1,308,510         | 29,835           | 29,804           |
| Oklahoma.....             | 147,656           | 146,113           | 1,543            | 134,419           | 1,541          | 135,900           | 11,696           | 7,106            |
| Oregon.....               | 132,887           | 127,736           | 5,001            | 125,389           | 4,492          | 129,875           | 3,012            | 201              |
| Pennsylvania.....         | 2,061,171         | 1,907,200         | 153,881          | 1,862,659         | 153,771        | 1,986,430         | 44,741           | 43,394           |
| Rhode Island.....         | 224,646           | 201,636           | 23,010           | 99,281            | 22,942         | 122,223           | 2,423            | 2,403            |
| South Carolina.....       | 560,773           | 560,419           | 354              | 217,972           | 351            | 218,323           | 342,450          | 342,401          |
| South Dakota.....         | 147,165           | 137,155           | 10,010           | 130,455           | 10,006         | 140,461           | 6,704            | 134              |
| Tennessee.....            | 790,421           | 778,934           | 1,487            | 587,973           | 1,478          | 589,451           | 190,970          | 190,925          |
| Texas.....                | 1,215,634         | 1,187,606         | 28,028           | 927,987           | 27,919         | 955,906           | 259,728          | 259,491          |
| Utah.....                 | 106,513           | 101,637           | 4,876            | 100,623           | 4,755          | 105,378           | 1,135            | 136              |
| Vermont.....              | 96,614            | 92,219            | 6,395            | 91,965            | 6,392          | 98,357            | 257              | 255              |
| Virginia.....             | 704,771           | 703,063           | 1,708            | 433,923           | 1,689          | 435,612           | 269,159          | 268,962          |
| Washington.....           | 158,245           | 147,467           | 10,778           | 143,713           | 9,467          | 153,180           | 5,065            | 528              |
| West Virginia.....        | 556,471           | 554,345           | 2,126            | 339,517           | 2,120          | 341,637           | 14,834           | 14,823           |
| Wisconsin.....            | 730,685           | 682,630           | 48,055           | 673,907           | 48,043         | 726,950           | 3,735            | 661              |
| Wyoming.....              | 27,500            | 25,768            | 1,732            | 24,581            | 1,636          | 26,217            | 893              | 215              |
| <b>Total.....</b>         | <b>56,098,123</b> | <b>24,885,526</b> | <b>1,212,597</b> | <b>22,837,609</b> | <b>119,533</b> | <b>22,478,968</b> | <b>3,619,125</b> | <b>3,498,772</b> |
| IN LARGE CITIES.          |                   |                   |                  |                   |                |                   |                  |                  |
| New York.....             | 1,028,069         | 837,868           | 190,201          | 823,755           | 556,960        | 1,013,340         | 14,729           | 14,429           |
| Chicago.....              | 526,013           | 454,738           | 71,215           | 448,987           | 71,125         | 520,112           | 5,901            | 5,846            |
| Philadelphia.....         | 369,657           | 335,380           | 34,277           | 320,381           | 34,227         | 354,608           | 15,049           | 14,798           |
| St. Louis.....            | 171,529           | 171,627           | 7,902            | 162,076           | 7,898          | 169,974           | 9,555            | 9,541            |
| Boston.....               | 145,858           | 119,673           | 24,185           | 117,514           | 24,02          | 141,542           | 2,316            | 2,288            |
| Baltimore.....            | 160,379           | 152,357           | 24,185           | 128,865           | 8,003          | 136,868           | 23,511           | 23,430           |
| Cleveland.....            | 122,065           | 105,573           | 16,432           | 104,298           | 74,806         | 120,636           | 1,339            | 1,363            |

\*Negroes, Chinese, Japanese and Indians. †Includes all of negro descent.

## ILLITERACY IN THE UNITED STATES.

Males 21 years of age and over who are unable to read or write.  
 [From the twelfth census report, 1900.]

| STATE OR TERRITORY.       | Total illiterate. | Native born. | Foreign born. | Total white. | Total colored. | Per cent. illiterate. |
|---------------------------|-------------------|--------------|---------------|--------------|----------------|-----------------------|
| Alabama.....              | 139,649           | 133,934      | 715           | 31,614       | 108,035        | 33.7                  |
| Alaska.....               | 10,735            | 7,655        | 3,080         | 581          | 10,151         | 28.3                  |
| Arizona.....              | 10,533            | 6,327        | 4,206         | 4,776        | 5,757          | 23.9                  |
| Arkansas.....             | 62,615            | 62,019       | 596           | 23,523       | 39,092         | 20.0                  |
| California.....           | 33,508            | 7,496        | 26,012        | 18,176       | 15,332         | 6.2                   |
| Colorado.....             | 7,639             | 3,885        | 3,804         | 6,847        | 842            | 4.1                   |
| Connecticut.....          | 18,984            | 2,288        | 16,686        | 18,295       | 719            | 6.8                   |
| Delaware.....             | 7,588             | 6,532        | 1,206         | 3,945        | 3,593          | 14.0                  |
| District of Columbia..... | 7,052             | 6,490        | 522           | 944          | 6,108          | 8.4                   |
| Florida.....              | 30,349            | 29,460       | 1,389         | 6,558        | 24,291         | 22.1                  |
| Georgia.....              | 158,217           | 157,764      | 483           | 32,456       | 125,791        | 31.6                  |
| Hawaii.....               | 27,563            | 732          | 26,641        | 3,335        | 24,028         | 34.4                  |
| Idaho.....                | 2,966             | 1,886        | 1,550         | 1,165        | 1,771          | 5.4                   |
| Illinois.....             | 67,481            | 70,529       | 36,952        | 61,549       | 5,882          | 4.8                   |
| Indiana.....              | 40,016            | 32,933       | 7,083         | 34,903       | 5,113          | 5.6                   |
| Indian Territory.....     | 15,482            | 14,970       | 512           | 8,477        | 7,005          | 15.9                  |
| Iowa.....                 | 17,061            | 8,778        | 8,273         | 15,981       | 1,080          | 2.7                   |
| Kansas.....               | 14,211            | 9,891        | 4,323         | 9,846        | 4,368          | 3.4                   |
| Kentucky.....             | 102,578           | 100,340      | 2,188         | 65,517       | 37,011         | 18.8                  |
| Louisiana.....            | 122,638           | 116,087      | 6,551         | 32,089       | 90,599         | 37.6                  |
| Maine.....                | 13,952            | 5,671        | 8,281         | 13,732       | 270            | 6.4                   |
| Maryland.....             | 40,332            | 35,639       | 4,713         | 15,673       | 24,674         | 12.5                  |
| Massachusetts.....        | 53,694            | 5,079        | 48,615        | 51,785       | 1,900          | 6.4                   |
| Michigan.....             | 39,239            | 12,407       | 26,832        | 37,512       | 1,718          | 5.5                   |
| Minnesota.....            | 20,785            | 4,005        | 16,780        | 19,223       | 1,562          | 4.1                   |
| Mississippi.....          | 118,054           | 117,509      | 545           | 12,472       | 105,582        | 33.8                  |
| Missouri.....             | 60,327            | 52,549       | 7,778         | 45,410       | 14,917         | 7.0                   |
| Montana.....              | 5,900             | 2,276        | 3,624         | 3,008        | 2,802          | 5.8                   |
| Nebraska.....             | 7,388             | 2,668        | 4,720         | 6,841        | 547            | 2.5                   |
| Nevada.....               | 2,271             | 1,490        | 781           | 475          | 1,796          | 12.8                  |
| New Hampshire.....        | 10,295            | 1,925        | 8,370         | 10,238       | 67             | 7.9                   |
| New Jersey.....           | 33,905            | 11,568       | 26,737        | 33,955       | 4,350          | 6.9                   |
| New Mexico.....           | 15,585            | 13,275       | 2,310         | 12,504       | 3,081          | 28.3                  |
| New York.....             | 130,004           | 27,483       | 102,516       | 124,217      | 5,787          | 5.9                   |
| North Carolina.....       | 122,658           | 122,496      | 162           | 54,474       | 68,184         | 29.4                  |
| North Dakota.....         | 5,158             | 1,489        | 3,609         | 3,880        | 1,278          | 5.4                   |
| Ohio.....                 | 58,638            | 36,986       | 21,712        | 51,769       | 6,929          | 4.8                   |
| Oklahoma.....             | 6,479             | 5,906        | 573           | 3,080        | 3,399          | 5.9                   |
| Oregon.....               | 6,978             | 1,958        | 5,020         | 2,160        | 4,818          | 4.8                   |
| Pennsylvania.....         | 139,932           | 41,324       | 98,658        | 130,194      | 9,788          | 7.7                   |
| Rhode Island.....         | 11,675            | 1,743        | 9,932         | 11,186       | 489            | 9.2                   |
| South Carolina.....       | 99,516            | 99,322       | 194           | 15,865       | 83,651         | 35.1                  |
| South Dakota.....         | 5,442             | 3,208        | 2,234         | 2,633        | 2,749          | 4.8                   |
| Tennessee.....            | 105,851           | 105,078      | 773           | 52,418       | 53,433         | 21.7                  |
| Texas.....                | 113,783           | 91,545       | 22,238        | 51,730       | 61,993         | 15.4                  |
| Utah.....                 | 2,470             | 1,163        | 1,307         | 1,619        | 851            | 3.7                   |
| Vermont.....              | 8,544             | 3,673        | 4,871         | 8,479        | 65             | 7.9                   |
| Virginia.....             | 113,353           | 112,030      | 1,263         | 36,433       | 76,960         | 25.3                  |
| Washington.....           | 6,635             | 2,646        | 3,989         | 3,042        | 3,593          | 3.4                   |
| West Virginia.....        | 32,036            | 29,162       | 2,904         | 26,472       | 5,591          | 12.9                  |
| Wisconsin.....            | 31,136            | 7,180        | 23,956        | 23,659       | 1,477          | 5.5                   |
| Wyoming.....              | 1,636             | 657          | 979           | 1,040        | 596            | 4.3                   |
| Total.....                | 2,325,320         | 1,705,521    | 619,799       | 1,253,903    | 1,071,327      | .....                 |
| IN LARGE CITIES.          |                   |              |               |              |                |                       |
| New York city.....        | 6,556             | 3,028        | 62,528        | 62,849       | 2,717          | 6.5                   |
| Chicago.....              | 20,572            | 1,236        | 19,336        | 19,649       | 682            | 4.0                   |
| Philadelphia.....         | 17,588            | 3,685        | 13,893        | 14,847       | 2,741          | 4.5                   |
| St. Louis.....            | 7,026             | 3,337        | 3,689         | 4,596        | 2,430          | 4.1                   |
| Boston.....               | 8,111             | 410          | 7,701         | 7,481        | 630            | 4.0                   |
| Baltimore.....            | 10,132            | 7,084        | 3,118         | 4,182        | 5,970          | 7.2                   |
| Cleveland.....            | 5,786             | 440          | 5,346         | 5,522        | 264            | 5.2                   |

## MALES OF MILITIA AGE IN THE UNITED STATES.

Including all from 18 to 44 years, classified according to nativity and color.  
[From the twelfth census report, 1900.]

| STATE OR TERRITORY.       | Aggregate. | Native born. | Foreign born. | Native white. | Foreign white. | Total white. | Total colored.* | Negro.†   |
|---------------------------|------------|--------------|---------------|---------------|----------------|--------------|-----------------|-----------|
| Alabama.....              | 323,949    | 324,516      | 4,433         | 182,725       | 4,318          | 187,043      | 111,906         | 111,828   |
| Alaska.....               | 19,763     | 12,371       | 7,382         | 6,999         | 6,832          | 13,311       | 3,772           | 141       |
| Arizona.....              | 34,231     | 24,207       | 10,024        | 18,581        | 8,846          | 27,427       | 6,804           | 1,047     |
| Arkansas.....             | 250,380    | 246,932      | 4,048         | 177,262       | 4,004          | 181,266      | 69,114          | 69,055    |
| California.....           | 378,877    | 251,028      | 127,849       | 243,557       | 99,299         | 342,856      | 36,021          | 2,658     |
| Colorado.....             | 142,136    | 106,609      | 35,527        | 103,876       | 35,144         | 139,020      | 3,116           | 2,501     |
| Connecticut.....          | 207,696    | 131,605      | 76,091        | 128,190       | 75,582         | 203,772      | 3,974           | 3,447     |
| Delaware.....             | 40,029     | 35,881       | 4,348         | 29,069        | 4,292          | 33,361       | 6,668           | 6,622     |
| District of Columbia..... | 62,981     | 58,087       | 4,894         | 39, 57        | 4,500          | 43,957       | 19,024          | 18,677    |
| Florida.....              | 114,500    | 106,593      | 7,934         | 54,489        | 6,288          | 60,777       | 53,723          | 53,546    |
| Georgia.....              | 409,196    | 405,559      | 3,827         | 220,524       | 3,604          | 224,128      | 185,058         | 184,907   |
| Hawaii.....               | 72,596     | 10,061       | 62,532        | 9,763         | 4,790          | 14,553       | 58,043          | 66        |
| Idaho.....                | 41,783     | 31,674       | 10,109        | 30,838        | 8,478          | 39,316       | 2,467           | 104       |
| Illinois.....             | 1,091,472  | 795,522      | 295,650       | 771,851       | 294,251        | 1,066,055    | 25,897          | 24,671    |
| Indiana.....              | 530,615    | 498,936      | 31,722        | 484,715       | 31,535         | 516,250      | 14,365          | 14,147    |
| Indian Territory.....     | 82,252     | 80,475       | 1,777         | 61,133        | 1,747          | 62,880       | 16,372          | 7,640     |
| Iowa.....                 | 475,760    | 396,201      | 79,559        | 392,770       | 79,470         | 472,240      | 3,520           | 3,373     |
| Kansas.....               | 304,489    | 272,706      | 31,783        | 261,525       | 31,674         | 293,199      | 11,240          | 10,717    |
| Kentucky.....             | 428,622    | 418,709      | 9,913         | 359,088       | 9,844          | 368,932      | 59,690          | 59,635    |
| Louisiana.....            | 268,739    | 255,082      | 13,657        | 132,732       | 13,107         | 145,839      | 122,900         | 122,381   |
| Maine.....                | 142,175    | 115,499      | 26,676        | 115,111       | 26,505         | 141,616      | 559             | 294       |
| Maryland.....             | 243,776    | 220,933      | 22,843        | 173,274       | 22,322         | 195,596      | 48,180          | 47,746    |
| Massachusetts.....        | 682,369    | 379,147      | 253,222       | 371,651       | 249,619        | 621,270      | 11,099          | 8,523     |
| Michigan.....             | 516,802    | 350,128      | 137,674       | 354,491       | 157,103        | 511,594      | 5,208           | 3,755     |
| Minnesota.....            | 399,734    | 294,896      | 105,348       | 231,175       | 105,140        | 336,315      | 3,919           | 1,772     |
| Mississippi.....          | 280,599    | 287,245      | 2,354         | 190,149       | 2,163          | 192,312      | 167,287         | 166,738   |
| Missouri.....             | 662,928    | 609,646      | 53,282        | 571,731       | 52,885         | 624,616      | 38,312          | 37,949    |
| Montana.....              | 83,574     | 49,539       | 34,041        | 46,412        | 30,886         | 77,298       | 5,776           | 557       |
| Nebraska.....             | 255,572    | 181,752      | 53,820        | 179,164       | 53,679         | 232,843      | 2,733           | 2,017     |
| Nevada.....               | 11,596     | 7,854        | 3,742         | 6,803         | 3,019          | 9,822        | 1,744           | 87        |
| New Hampshire.....        | 88,149     | 61,400       | 26,749        | 61,241        | 26,649         | 87,890       | 259             | 160       |
| New Jersey.....           | 422,758    | 288,427      | 134,331       | 270,879       | 132,994        | 403,873      | 18,885          | 17,658    |
| New Mexico.....           | 41,464     | 36,749       | 4,715         | 33,615        | 4,511          | 38,126       | 3,338           | 653       |
| New York.....             | 1,639,395  | 1,078,237    | 561,158       | 1,051,690     | 553,934        | 1,605,624    | 33,771          | 26,858    |
| North Carolina.....       | 326,202    | 324,855      | 1,347         | 225,287       | 1,289          | 226,576      | 99,626          | 98,691    |
| North Dakota.....         | 80,191     | 37,465       | 42,726        | 36,216        | 42,484         | 78,700       | 1,491           | 93        |
| Ohio.....                 | 833,327    | 774,274      | 119,053       | 750,719       | 118,597        | 869,316      | 24,011          | 23,684    |
| Oklahoma.....             | 85,884     | 80,934       | 4,950         | 75,503        | 4,909          | 80,412       | 5,472           | 3,287     |
| Oregon.....               | 105,628    | 80,020       | 25,608        | 78,137        | 18,290         | 96,427       | 9,201           | 455       |
| Pennsylvania.....         | 1,405,916  | 1,006,136    | 339,780       | 1,021,670     | 337,862        | 1,359,532    | 46,384          | 44,302    |
| Rhode Island.....         | 95,737     | 56,459       | 39,278        | 54,480        | 38,797         | 93,277       | 2,460           | 2,142     |
| South Carolina.....       | 236,767    | 235,261      | 1,506         | 104,983       | 1,423          | 106,406      | 130,361         | 130,283   |
| South Dakota.....         | 87,505     | 59,049       | 28,456        | 55,339        | 28,355         | 83,694       | 3,811           | 137       |
| Tennessee.....            | 384,249    | 379,751      | 4,498         | 290,313       | 4,408          | 294,721      | 89,528          | 89,432    |
| Texas.....                | 599,221    | 547,750      | 51,471        | 434,637       | 50,584         | 485,221      | 114,000         | 113,343   |
| Utah.....                 | 53,755     | 40,683       | 13,072        | 39,820        | 12,442         | 52,262       | 1,493           | 327       |
| Vermont.....              | 70,850     | 58,259       | 12,591        | 58,059        | 12,556         | 70,615       | 255             | 204       |
| Virginia.....             | 346,030    | 340,247      | 5,783         | 224,345       | 5,512          | 229,857      | 116,173         | 115,872   |
| Washington.....           | 149,536    | 100,731      | 48,855        | 97,925        | 42,206         | 140,131      | 9,455           | 1,009     |
| West Virginia.....        | 200,503    | 192,516      | 7,987         | 178,894       | 7,939          | 186,833      | 13,670          | 13,621    |
| Wisconsin.....            | 425,825    | 290,801      | 134,934       | 288,588       | 134,751        | 423,339      | 2,486           | 746       |
| Wyoming.....              | 32,988     | 24,158       | 8,830         | 23,341        | 8,280          | 31,621       | 1,367           | 449       |
| Total.....                | 16,275,001 | 13,061,362   | 3,213,639     | 12,344,511    | 3,079,181      | 14,417,013   | 1,858,038       | 1,679,980 |
| IN LARGE CITIES.....      |            |              |               |               |                |              |                 |           |
| New York.....             | 822,172    | 425,381      | 396,791       | 410,009       | 390,567        | 800,574      | 21,508          | 16,518    |
| Chicago.....              | 420,136    | 224,423      | 195,713       | 212,597       | 195,615        | 408,212      | 11,920          | 10,983    |
| Philadelphia.....         | 302,440    | 217,663      | 84,777        | 200,457       | 83,574         | 284,031      | 18,409          | 17,405    |
| St. Louis.....            | 138,008    | 106,629      | 29,379        | 98,907        | 29,124         | 128,031      | 9,977           | 9,747     |
| Boston.....               | 138,548    | 77,736       | 60,812        | 74,229        | 59,601         | 133,900      | 4,648           | 3,699     |
| Baltimore.....            | 110,530    | 93,553       | 16,977        | 75,913        | 16,524         | 92,437       | 18,043          | 17,709    |
| Cleveland.....            | 90,621     | 51,342       | 39,279        | 49,353        | 39,122         | 88,475       | 2,146           | 2,053     |

\*Negroes, Chinese, Japanese and Indians. †Including all of negro descent.

STATISTICS OF POPULATION.

INDIANS IN THE UNITED STATES.

[From the twelfth census, 1900.]

| State.          | Indians not taxed, 1900. | State.               | Indians not taxed, 1900. | Territory.                   | Indians not taxed, 1900. |
|-----------------|--------------------------|----------------------|--------------------------|------------------------------|--------------------------|
| California..... | 1,649                    | North Dakota.....    | 4,692                    | Arizona.....                 | 24,644                   |
| Colorado.....   | 597                      | South Dakota.....    | 10,932                   | Indian Territory.....        | 51,355                   |
| Idaho.....      | 2,297                    | Utah.....            | 1,472                    | New Mexico.....              | 2,957                    |
| Minnesota.....  | 1,768                    | Washington.....      | 2,581                    | Oklahoma.....                | 5,927                    |
| Montana.....    | 10,746                   | Wisconsin.....       | 1,657                    |                              |                          |
| Nevada.....     | 1,995                    |                      |                          | Total in territories.....    | 84,901                   |
| New York.....   | 4,711                    | Total in states..... | 44,617                   | Total in states and ter..... | 129,518                  |

POPULATION OF INDIAN TERRITORY BY NATIONS AND RESERVATIONS.

[From the twelfth census, 1900.]

| NATIONS AND RESERVATIONS. | 1900.   | 1890.  | Per ct. increase. | NATIONS AND RESERVATIONS. | 1900. | 1890. | Per ct. increase. |
|---------------------------|---------|--------|-------------------|---------------------------|-------|-------|-------------------|
| Cherokees.....            | 101,754 | 56,309 | 80.7              | Ottawas.....              | 2,205 | 137   | 1,569.5           |
| Chickasaws.....           | 139,260 | 57,329 | 142.9             | Peorias.....              | 1,180 | 227   | 419.8             |
| Choctaws.....             | 99,681  | 43,808 | 127.5             | Quapaws.....              | 800   | 154   | 419.8             |
| Creeks.....               | 40,674  | 17,912 | 127.1             | Senecas.....              | 970   | 255   | 280.4             |
| Seminoles.....            | 3,786   | 2,739  | 38.2              | Shawnees.....             | 297   | 79    | 275.9             |
| Modocs.....               | 140     | 84     | 66.7              | Wyandottes.....           | 1,213 | 288   | 321.2             |

There were ninety incorporated towns in Indian Territory in 1900. Those having a population of 1,000 or more were:

|                 |       |                   |       |                      |       |
|-----------------|-------|-------------------|-------|----------------------|-------|
| Ardmore.....    | 5,681 | Lehigh.....       | 1,500 | South McAlester..... | 3,479 |
| Chickasha.....  | 3,209 | Marlow.....       | 1,016 | Sulphur Springs..... | 1,198 |
| Coalgate.....   | 2,614 | Miami.....        | 1,527 | Tahlequah.....       | 1,482 |
| Davis.....      | 1,346 | Muscogee.....     | 4,254 | Tulsa.....           | 1,390 |
| Duncan.....     | 1,164 | Pauls Valley..... | 1,467 | Vinita.....          | 2,359 |
| Durant.....     | 2,969 | Poteau.....       | 1,182 | Wagoner.....         | 2,372 |
| Hartshorne..... | 2,852 | Purcell.....      | 2,277 | Wynnewood.....       | 1,907 |

POPULATION OF INCORPORATED CITIES, TOWNS AND VILLAGES.

Having 5,000 or more inhabitants in 1900, compared with the enumeration of 1890.

| ALABAMA.            |         | COLORADO.       |                           | FLORIDA.  |                   |                      |           |           |
|---------------------|---------|-----------------|---------------------------|-----------|-------------------|----------------------|-----------|-----------|
| 1900.               | 1890.   | 1900.           | 1890.                     | 1900.     | 1890.             |                      |           |           |
| Anniston.....       | 9,695   | 9,998           | Colorado Spr'gs. 21,085   | 11,140    | Jacksonville..... | 23,429               | 17,201    |           |
| Bessemer.....       | 6,358   | 4,544           | Cripple Creek.....        | 10,147    | Key West.....     | 17,114               | 13,080    |           |
| Birmingham.....     | 38,415  | 26,178          | Denver.....               | 133,859   | 106,713           | Pensacola.....       | 17,747    | 11,750    |
| Florence.....       | 6,478   | 6,912           | Pueblo.....               | 28,157    | 24,568            | Tampa.....           | 15,839    | 5,532     |
| Huntsville.....     | 8,068   | 7,995           | Trinidad.....             | 5,345     | 5,523             |                      |           |           |
| Mobile.....         | 38,469  | 31,976          | CONNECTICUT.              |           |                   |                      |           |           |
| Montgomery.....     | 30,346  | 21,883          | Ansonia.....              | 12,681    | 10,342            | Americus.....        | 7,674     | 6,398     |
| Selma.....          | 8,713   | 7,622           | Branford.....             | 5,706     | 4,460             | Athens.....          | 10,245    | 8,639     |
| Tuscaloosa.....     | 5,094   | 4,215           | Bridgeport.....           | 70,998    | 48,886            | Atlanta.....         | 89,872    | 65,633    |
| ALASKA.             |         | ARIZONA.        |                           | GEORGIA.  |                   |                      |           |           |
| Nome City.....      | 12,486  |                 | Bristol.....              | 6,286     | (*)               | Augusta.....         | 39,441    | 33,300    |
| ARIZONA.            |         | CONNECTICUT.    |                           | HAWAII.   |                   |                      |           |           |
| Phoenix.....        | 5,544   | 3,152           | Danbury.....              | 16,537    | 16,552            | Honolulu.....        | 39,306    | 22,967    |
| Tucson.....         | 7,531   | 5,150           | Derby.....                | 7,930     | 5,969             | IDAHO.               |           |           |
| ARKANSAS.           |         | CALIFORNIA.     |                           | ILLINOIS. |                   |                      |           |           |
| Fort Smith.....     | 11,587  | 11,311          | East Hartford.....        | 6,406     | 4,455             | Alton.....           | 14,210    | 10,294    |
| Helena.....         | 5,550   | 5,189           | Greenwich.....            | 12,172    | 10,131            | Aurora.....          | 24,147    | 19,688    |
| Hot Springs.....    | 9,973   | 8,086           | Groton.....               | 5,962     | 5,539             | Belleville.....      | 17,484    | 15,361    |
| Little Rock.....    | 38,307  | 25,874          | Hartford.....             | 79,850    | 63,230            | Belvidere.....       | 5,937     | 5,567     |
| Pine Bluffs.....    | 11,496  | 9,952           | Killingly.....            | 6,835     | 7,027             | Bloomington.....     | 23,286    | 20,484    |
| CALIFORNIA.         |         | CONNECTICUT.    |                           | IDAHO.    |                   |                      |           |           |
| Alameda.....        | 16,464  | 11,167          | Manchester.....           | 10,601    | 8,222             | Boise.....           | 5,957     | 2,311     |
| Berkeley.....       | 13,214  | 5,101           | Meriden.....              | 24,296    | 21,652            | ILLINOIS.            |           |           |
| Etna.....           | 7,327   | 4,858           | Middletown.....           | 9,589     | 9,013             | Alton.....           | 14,210    | 10,294    |
| Fresno.....         | 12,470  | 10,318          | Naugatuck.....            | 10,541    | 6,218             | Aurora.....          | 24,147    | 19,688    |
| Los Angeles.....    | 102,479 | 50,395          | New Britain.....          | 25,998    | 16,519            | Belleville.....      | 17,484    | 15,361    |
| Oakland.....        | 66,960  | 48,682          | New Haven.....            | 108,027   | 81,298            | Belvidere.....       | 5,937     | 5,567     |
| Pasadena.....       | 9,117   | 4,882           | New London.....           | 17,548    | 13,757            | Bloomington.....     | 23,286    | 20,484    |
| Pomona.....         | 5,526   | 3,684           | Norwalk.....              | 6,125     | (*)               | Blue Island.....     | 6,114     | 3,329     |
| Riverside.....      | 7,973   | 4,633           | Orange.....               | 6,995     | 4,537             | Cairo.....           | 12,566    | 10,324    |
| Sacramento.....     | 29,232  | 26,386          | Putnam.....               | 6,667     | (*)               | Canton.....          | 6,564     | 5,604     |
| San Bernardino..... | 6,150   | 4,012           | Rockville.....            | 7,297     | 7,772             | Centralia.....       | 6,721     | 4,763     |
| San Diego.....      | 17,700  | 16,159          | Southington.....          | 5,890     | 5,501             | Champaign.....       | 9,098     | 5,839     |
| San Francisco.....  | 342,732 | 298,997         | South Norwalk.....        | 6,591     | (*)               | Charleston.....      | 5,488     | 4,135     |
| San Jose.....       | 21,500  | 18,060          | Stamford.....             | 15,997    | 15,700            | Chicago.....         | 1,698,575 | 1,099,850 |
| Santa Barbara.....  | 6,587   | 5,864           | Stonington.....           | 8,540     | 7,184             | Chicago Heights..... | 5,100     |           |
| Santa Cruz.....     | 5,659   | 5,596           | Torrington.....           | 3,260     | 4,293             | Danville.....        | 16,354    | 11,491    |
| Santa Rosa.....     | 6,673   | 5,220           | Waterbury.....            | 9,001     | 6,584             | Decatur.....         | 20,754    | 16,841    |
| Stockton.....       | 17,506  | 14,424          | Waterbury.....            | 45,859    | 28,446            | DeKalb.....          | 5,904     | 2,579     |
| Vallejo.....        | 7,985   | 6,343           | West Haven.....           | 5,247     | 2,697             |                      |           |           |
| Boulder.....        | 6,150   | 3,380           | Willimantic.....          | 8,937     | 8,648             |                      |           |           |
|                     |         |                 | Winsted.....              | 6,904     | 4,846             |                      |           |           |
|                     |         |                 | *Not separately reported. |           |                   |                      |           |           |
|                     |         | DELAWARE.       |                           |           |                   |                      |           |           |
|                     |         | Wilmington..... | 76,508                    | 61,431    |                   |                      |           |           |

|                   | 1900.   | 1890.   |                | 1900.   | 1890.   |                  | 1900.   | 1890.   |
|-------------------|---------|---------|----------------|---------|---------|------------------|---------|---------|
| Dixon             | 7,917   | 5,161   | Burlington     | 23,201  | 22,565  | Baltimore        | 508,957 | 434,439 |
| East St. Louis    | 29,655  | 16,169  | Cedar Falls    | 5,319   | 3,459   | Cambridge        | 5,747   | 4,192   |
| Elgin             | 22,432  | 17,323  | Cedar Rapids   | 25,656  | 18,020  | Cumberland       | 17,128  | 12,729  |
| Evanston          | 13,259  | 5,356   | Centerville    | 5,256   | 3,668   | Frederick        | 3,295   | 2,135   |
| Freeport          | 13,258  | 10,189  | Clinton        | 22,698  | 13,619  | Frostburg        | 5,274   | 3,804   |
| Galena            | 5,005   | 5,635   | Council Bluffs | 25,802  | 21,474  | Hagerstown       | 13,591  | 10,118  |
| Galesburg         | 18,607  | 15,264  | Creston        | 7,752   | 7,200   | MASSACHUSETTS.   |         |         |
| Harvey            | 5,395   |         | Davenport      | 35,254  | 26,872  | Adams            | 11,134  | 9,213   |
| Jacksonville      | 15,078  | 12,935  | Des Moines     | 62,139  | 50,093  | Amherst          | 9,473   | 9,798   |
| Joliet            | 29,353  | 23,264  | Dubuque        | 36,297  | 30,311  | Amherst          | 5,028   | 4,512   |
| Kankakee          | 13,595  | 9,025   | Fort Dodge     | 12,162  | 4,871   | Andover          | 6,533   | 6,142   |
| Kewanee           | 8,332   | 4,569   | Fort Madison   | 9,278   | 7,901   | Arlington        | 3,603   | 5,329   |
| LaSalle           | 10,446  | 9,855   | Iowa City      | 7,987   | 7,016   | Athol            | 7,061   | 6,819   |
| Lincoln           | 8,962   | 6,725   | Keokuk         | 14,641  | 14,101  | Attleboro        | 11,335  | 7,577   |
| Litchfield        | 5,918   | 5,811   | Marshalltown   | 11,544  | 8,914   | Beverly          | 13,884  | 10,521  |
| Macomb            | 5,375   | 4,052   | Mason City     | 6,746   | 4,407   | Blackstone       | 5,721   | 6,138   |
| Mattoon           | 9,622   | 6,833   | Muscatine      | 14,073  | 11,065  | Boston           | 560,892 | 448,477 |
| Moine             | 17,243  | 12,000  | Oelwein        | 5,142   | 830     | Braintree        | 5,981   | 4,848   |
| Monmouth          | 7,460   | 5,936   | Oskaloosa      | 9,212   | 6,558   | Brockton         | 40,063  | 27,294  |
| Mount Vernon      | 5,216   | 3,233   | Ottumwa        | 18,197  | 14,001  | Brookline        | 19,935  | 12,103  |
| Mt. Pleasant      | 6,463   | 3,880   | St. Louis      | 33,111  | 37,806  | Cambridge        | 91,886  | 70,028  |
| Ottawa            | 10,538  | 9,935   | Waterloo       | 12,580  | 6,674   | Chelsea          | 34,072  | 27,909  |
| Pana              | 5,530   |         | KANSAS.        |         |         | Chicopee         | 19,167  | 14,050  |
| Paris             | 6,105   | 4,996   | Argentine      | 5,878   | 4,732   | Clinton          | 13,667  | 10,424  |
| Pekin             | 8,420   | 6,347   | Argonia        | 6,140   | 8,347   | Concord          | 5,652   | 4,427   |
| Peoria            | 56,100  | 41,024  | Atchison       | 15,722  | 13,963  | Dana             | 13,667  | 10,424  |
| Peru              | 6,863   | 5,520   | Emporia        | 8,223   | 7,551   | Danvers          | 8,542   | 7,454   |
| Quincy            | 36,252  | 31,494  | Fort Scott     | 10,322  | 11,946  | Dedham           | 7,457   | 7,123   |
| Rockford          | 31,051  | 23,584  | Galena         | 10,155  | 2,496   | Easthampton      | 5,603   | 4,395   |
| Rock Island       | 19,493  | 13,634  | Hutchinson     | 9,379   | 8,632   | Everett          | 24,336  | 11,068  |
| Springfield       | 34,159  | 24,963  | Iola           | 5,791   | 1,706   | Ball River       | 104,363 | 74,398  |
| Spring Valley     | 6,214   | 3,837   | Kansas City    | 51,413  | 38,316  | Framingham       | 31,531  | 22,037  |
| Sterling          | 6,309   | 5,824   | Lawrence       | 10,862  | 9,937   | Franklin         | 11,303  | 9,239   |
| Streator          | 14,079  | 11,414  | Leavenworth    | 20,735  | 19,768  | Gardner          | 10,813  | 8,424   |
| Urbana            | 5,728   | 3,511   | Newton         | 6,208   | 5,605   | Gloucester       | 26,121  | 24,651  |
| Waukegan          | 9,426   | 4,915   | Ottawa         | 6,934   | 6,248   | Gr't Barrington  | 5,854   | 4,612   |
| INDIANA.          |         |         | Parsons        | 7,632   | 6,736   | Greenfield       | 7,927   | 5,252   |
| Alexandria        | 7,221   | 715     | Pittsburg      | 10,112  | 6,697   | Haverhill        | 37,175  | 27,412  |
| Anderson          | 20,178  | 10,741  | Topeka         | 33,608  | 31,007  | Holyoke          | 45,712  | 35,637  |
| Bedford           | 6,115   | 3,351   | Wichita        | 24,671  | 23,853  | Hyde Park        | 13,244  | 10,193  |
| Bloomington       | 6,460   | 4,018   | Winfield       | 5,554   | 5,184   | Lawrence         | 62,559  | 44,654  |
| Brazil            | 7,736   | 5,905   | KENTUCKY.      |         |         | Leomister        | 12,392  | 7,269   |
| Columbus          | 8,130   | 6,719   | Ashland        | 6,800   | 4,195   | Lowell           | 94,969  | 77,696  |
| Crawfordsville    | 6,649   | 6,087   | Bellevue       | 6,332   | 3,163   | Lynn             | 68,513  | 55,727  |
| Elkhart           | 15,184  | 11,360  | Bowling Green  | 8,226   | 7,803   | Malden           | 33,664  | 23,031  |
| Elwood            | 12,950  | 2,284   | Covington      | 42,938  | 37,371  | Marlboro         | 13,609  | 13,805  |
| Evansville        | 59,007  | 50,756  | Dayton         | 6,104   | 4,264   | Medford          | 18,244  | 11,079  |
| Fort Wayne        | 45,115  | 35,393  | Frankfort      | 9,487   | 8,932   | Melrose          | 12,962  | 8,519   |
| Frankfort         | 7,100   | 5,919   | Henderson      | 10,272  | 8,835   | Milford          | 11,376  | 8,780   |
| Goshen            | 7,810   | 6,033   | Hopkinsville   | 7,280   | 5,833   | Milton           | 6,578   | 4,278   |
| Greensburg        | 5,034   | 3,596   | Louisville     | 204,731 | 161,129 | Montague         | 6,150   | 6,295   |
| Hammond           | 12,376  | 5,228   | Maysville      | 6,423   | 3,358   | Natick           | 9,488   | 9,113   |
| Hartford          | 5,912   | 2,287   | Newport        | 28,301  | 24,918  | New Bedford      | 62,442  | 40,738  |
| Huntington        | 9,491   | 7,328   | Owensboro      | 13,189  | 9,837   | Newburyport      | 14,478  | 13,947  |
| Indianapolis      | 169,164 | 195,436 | Paducah        | 19,446  | 12,797  | Newton           | 33,587  | 24,937  |
| Jeffersonville    | 10,774  | 10,666  | Winchester     | 5,964   | 4,519   | North Adams      | 24,200  | 16,074  |
| Kokomo            | 10,609  | 8,261   | LOUISIANA.     |         |         | Northampton      | 18,643  | 14,990  |
| Lafayette         | 18,116  | 16,243  | Alexandria     | 5,648   | 2,861   | North Attleboro  | 7,253   | 6,727   |
| Laporte           | 7,113   | 7,126   | Baton Rouge    | 11,269  | 10,473  | Northbridge      | 7,036   | 4,603   |
| Logansport        | 16,204  | 13,328  | Lake Charles   | 6,680   | 3,442   | Norwood          | 5,480   | 3,733   |
| Madison           | 7,835   | 8,936   | Monroe         | 5,428   | 3,256   | Orange           | 5,520   | 4,568   |
| Marion            | 17,337  | 8,769   | New Iberia     | 6,815   | 3,447   | Palmer           | 7,801   | 6,520   |
| Michigan City     | 14,850  | 10,776  | New Orleans    | 287,104 | 242,049 | Peabody          | 11,523  | 10,158  |
| Mishawaka         | 5,560   | 3,371   | MAINE.         |         |         | Pittsfield       | 21,766  | 17,281  |
| Mount Vernon      | 5,132   | 4,705   | Auburn         | 12,951  | 11,250  | Plymouth         | 9,592   | 7,314   |
| Muncie            | 20,942  | 11,845  | Augusta        | 11,633  | 10,527  | Quincy           | 23,899  | 16,723  |
| New Albany        | 20,628  | 21,059  | Bangor         | 21,850  | 19,103  | Revere           | 10,395  | 5,663   |
| New Bedford       | 6,463   | 7,028   | Bath           | 10,477  | 8,723   | Rockland         | 5,827   | 5,213   |
| Princeton         | 6,041   | 3,076   | Biddeford      | 16,145  | 14,443  | Salem            | 35,956  | 30,801  |
| Richmond          | 18,226  | 16,608  | Brunswick      | 6,306   | 6,012   | Saugus           | 5,084   | 3,873   |
| Seymour           | 6,445   | 5,337   | Calais         | 7,290   | 7,290   | Somerville       | 61,643  | 40,152  |
| Shelbyville       | 7,169   | 5,451   | Gardner        | 5,501   | 5,491   | Springfield      | 62,959  | 44,179  |
| South Bend        | 35,999  | 21,819  | Lewiston       | 23,761  | 21,701  | Stonham          | 6,197   | 6,355   |
| Terre Haute       | 36,673  | 30,217  | Oldtown        | 5,763   | 5,312   | Taunton          | 31,086  | 25,448  |
| Valparaiso        | 6,280   | 5,090   | Portland       | 50,145  | 36,425  | Waltham          | 23,481  | 18,707  |
| Vincennes         | 10,249  | 8,853   | Rockland       | 8,150   | 8,174   | Watertown        | 9,706   | 7,073   |
| Wabash            | 8,618   | 5,105   | Saco           | 6,122   | 6,075   | Webster          | 8,764   | 7,031   |
| Washington        | 8,551   | 6,064   | South Portland | 6,287   |         | Westfield        | 12,310  | 9,805   |
| INDIAN TERRITORY. |         |         | Waterville     | 9,477   | 7,107   | West Springfield | 7,105   | 5,077   |
| Ardmore           | 5,681   |         | Westbrook      | 7,283   | 6,632   | Winchendon       | 5,001   | 4,390   |
| IOWA.             |         |         | MARYLAND.      |         |         | Whitman          | 6,155   | 4,441   |
| Atlantic City     | 5,046   | 4,351   | Annapolis      | 8,402   | 7,604   | Winchester       | 5,248   | 4,861   |
| Boone             | 8,880   | 6,520   |                |         |         |                  |         |         |



STATISTICS OF POPULATION.

61

|                        | 1900.   | 1890.   |                        | 1900.   | 1890.   |                        | 1900.   | 1890.   |
|------------------------|---------|---------|------------------------|---------|---------|------------------------|---------|---------|
| Woburn .....           | 14,254  | 13,499  | Marshall .....         | 5,086   | 4,789   | Elmira .....           | 35,872  | 30,893  |
| Worcester .....        | 118,421 | 84,655  | Mexico .....           | 5,099   | 4,297   | Fulton .....           | 5,281   | 4,214   |
| <b>MICHIGAN.</b>       |         |         | Moberly .....          | 8,012   | 8,251   | Geneva .....           | 10,433  | 7,557   |
| Adrian .....           | 9,654   | 8,756   | Nevada .....           | 7,461   | 7,262   | Glens Falls .....      | 12,613  | 9,509   |
| Alpena .....           | 11,802  | 11,283  | St. Joseph .....       | 102,979 | 52,324  | Gloversville .....     | 18,349  | 13,864  |
| Ann Arbor .....        | 14,509  | 9,431   | St. Louis .....        | 575,238 | 451,770 | Haverstraw .....       | 5,935   | 5,070   |
| Battle Creek .....     | 18,563  | 13,197  | Sedalia .....          | 15,231  | 14,086  | Herkimer .....         | 5,555   | 5,555   |
| Bay City .....         | 27,628  | 27,839  | Springfield .....      | 23,267  | 21,850  | Hoosick Falls .....    | 5,671   | 7,014   |
| Benton Harbor .....    | 6,562   | 3,692   | Trenton .....          | 5,396   | 5,039   | Hornellsville .....    | 11,913  | 10,996  |
| Cadillac .....         | 5,997   | 4,461   | Webb .....             | 9,201   | 5,043   | Hudson .....           | 9,523   | 9,970   |
| Cheboygan .....        | 6,489   | 6,235   | <b>MONTANA.</b>        |         |         | Illion .....           | 5,138   | 4,057   |
| Coldwater .....        | 6,216   | 5,247   | Anaconda .....         | 9,453   | 3,975   | Ithaca .....           | 13,136  | 11,097  |
| Detroit .....          | 285,704 | 205,876 | Butte .....            | 30,740  | 10,723  | Jamestown .....        | 22,992  | 16,038  |
| Escanaba .....         | 9,549   | 6,808   | Great Falls .....      | 14,930  | 3,779   | Johnstown .....        | 10,130  | 7,768   |
| Flint .....            | 13,103  | 9,803   | Helena .....           | 10,770  | 13,834  | Kingston .....         | 24,535  | 21,261  |
| Grand Rapids .....     | 87,565  | 60,273  | <b>NEBRASKA.</b>       |         |         | Lansburg .....         | 12,595  | 10,550  |
| Holland .....          | 7,790   | 3,945   | Beatrice .....         | 7,875   | 13,836  | Little Falls .....     | 10,381  | 8,783   |
| Ionia .....            | 5,209   | 4,488   | Frederic .....         | 7,241   | 6,747   | Lockport .....         | 16,551  | 16,038  |
| Iron Mountain .....    | 9,242   | 6,539   | Grand Island .....     | 7,554   | 7,536   | Malone .....           | 5,935   | 4,986   |
| Ironwood .....         | 9,705   | 7,745   | Hastings .....         | 7,188   | 13,584  | Matteawan .....        | 5,807   | 4,278   |
| Ishpeming .....        | 13,255  | 11,197  | Kearney .....          | 5,634   | 8,074   | Middletown .....       | 14,522  | 11,977  |
| Jackson .....          | 25,180  | 20,798  | Lincoln .....          | 40,169  | 55,154  | Mount Vernon .....     | 20,346  | 10,380  |
| Kalamazoo .....        | 24,404  | 17,853  | Nebraska City .....    | 7,380   | 11,941  | Newburg .....          | 24,943  | 23,837  |
| Lansing .....          | 16,485  | 13,102  | Omaha .....            | 102,555 | 140,452 | New York .....         | 343,702 | 151,501 |
| Ludington .....        | 7,166   | 7,517   | South Omaha .....      | 26,001  | 8,062   | Niagara Falls .....    | 19,457  | 10,000  |
| Manistee .....         | 14,260  | 12,812  | <b>NEW JERSEY.</b>     |         |         | No. Tonawanda .....    | 9,069   | 4,793   |
| Marquette .....        | 10,058  | 9,093   | Atlantic City .....    | 27,838  | 13,055  | Norwich .....          | 5,766   | 5,212   |
| Menominee .....        | 12,818  | 10,630  | Bayonne .....          | 32,722  | 19,033  | Ogdensburg .....       | 12,633  | 11,662  |
| Monroe .....           | 5,043   | 5,258   | Bloomfield .....       | 9,668   | 7,708   | Olean .....            | 9,462   | 7,358   |
| Mount Clemens .....    | 6,576   | 4,748   | Bridgeton .....        | 13,912  | 11,424  | Oneida .....           | 6,364   | 6,083   |
| Muskegon .....         | 20,818  | 22,702  | Burlington .....       | 7,392   | 7,264   | Oneonta .....          | 7,147   | 6,272   |
| Negaunee .....         | 6,935   | 6,078   | Camden .....           | 75,935  | 58,313  | Oswego .....           | 22,199  | 21,842  |
| Owosso .....           | 8,696   | 6,564   | Dover .....            | 5,938   | .....   | Owego .....            | 5,039   | .....   |
| Pontiac .....          | 5,285   | 2,872   | East Orange .....      | 21,506  | 13,282  | Peekskill .....        | 10,358  | 9,676   |
| Port Huron .....       | 9,769   | 6,200   | Elizabeth .....        | 52,130  | 37,764  | Plattsburg .....       | 8,434   | 7,010   |
| Saginaw .....          | 42,845  | 46,322  | Englewood .....        | 6,252   | .....   | Port Chester .....     | 7,440   | 5,274   |
| St. Joseph .....       | 5,155   | 3,735   | Huacastec .....        | 6,840   | 6,664   | Port Jervis .....      | 9,385   | 9,327   |
| Sault Ste. Marie ..... | 10,536  | 5,733   | Hockensack .....       | 9,443   | 6,504   | Poughkeepsie .....     | 24,029  | 22,206  |
| Traverse .....         | 4,407   | 4,833   | Harrison .....         | 10,596  | 8,338   | Rensselaer .....       | 7,466   | 7,301   |
| West Bay City .....    | 13,119  | 12,981  | Hoboken .....          | 59,364  | 43,468  | Rochester .....        | 162,608 | 133,896 |
| Wyandotte .....        | 5,183   | 3,817   | Jersey City .....      | 206,493 | 163,003 | Rome .....             | 15,343  | 14,991  |
| Ypsilanti .....        | 7,378   | 6,129   | Kearney .....          | 10,896  | .....   | Saratoga Sprs. .....   | 12,409  | 11,975  |
| <b>MINNESOTA.</b>      |         |         | Long Branch .....      | 8,872   | 7,231   | Schenectady .....      | 31,682  | 19,902  |
| Austin .....           | 5,474   | 3,901   | Millville .....        | 10,583  | 10,002  | Seneca Falls .....     | 6,519   | 6,116   |
| Brainerd .....         | 7,524   | 5,703   | Montclair .....        | 13,962  | 8,656   | Sing Sing .....        | 7,939   | 9,352   |
| Crookston .....        | 5,359   | 4,457   | Morrilstown .....      | 11,267  | 8,156   | Syracuse .....         | 108,374 | 88,143  |
| Duluth .....           | 52,869  | 33,115  | Newark .....           | 246,070 | 181,830 | Tonawanda .....        | 7,421   | 7,145   |
| Fairbault .....        | 7,868   | 6,520   | New Brunswick .....    | 20,006  | 18,603  | Troy .....             | 60,651  | 60,956  |
| Fergus Falls .....     | 6,072   | 3,772   | North Plainfield ..... | 5,009   | .....   | Utica .....            | 56,333  | 44,007  |
| Little Falls .....     | 5,774   | 2,354   | Orange .....           | 24,141  | 18,844  | Watertown .....        | 21,696  | 14,725  |
| Mankato .....          | 10,599  | 8,833   | Passaic .....          | 27,777  | 13,028  | Waterlet .....         | 14,321  | 12,967  |
| Minneapolis .....      | 202,718 | 164,733 | Paterson .....         | 105,171 | 78,347  | White Plains .....     | 7,899   | 4,042   |
| New Ulm .....          | 5,403   | 3,741   | Perth Amboy .....      | 17,699  | 9,512   | Yonkers .....          | 47,981  | 32,083  |
| Owatonna .....         | 5,561   | 3,849   | Phillipsburg .....     | 10,052  | 8,644   | <b>NORTH CAROLINA.</b> |         |         |
| Red Wing .....         | 7,525   | 6,294   | Plainfield .....       | 15,369  | 11,267  | Asheville .....        | 14,694  | 10,235  |
| Rochester .....        | 6,843   | 5,321   | Rahway .....           | 7,935   | 7,105   | Charlotte .....        | 18,091  | 11,557  |
| St. Paul .....         | 163,065 | 133,156 | Red Bank .....         | 5,428   | 4,145   | Concord .....          | 7,910   | 4,339   |
| Stillwater .....       | 12,318  | 11,260  | Salem .....            | 5,811   | 5,516   | Durham .....           | 6,679   | 5,485   |
| Winona .....           | 19,714  | 18,203  | South Amboy .....      | 6,349   | 4,300   | Elizabeth City .....   | 6,348   | 3,251   |
| <b>MISSISSIPPI.</b>    |         |         | Summit .....           | 5,302   | 3,632   | Goldsboro .....        | 5,877   | 4,017   |
| Biloxi .....           | 5,467   | 3,234   | Trenton .....          | 73,307  | 57,458  | Greensboro .....       | 10,035  | 3,317   |
| Columbus .....         | 6,484   | 4,559   | Union .....            | 15,187  | 10,643  | Newbern .....          | 9,090   | 7,843   |
| Greenville .....       | 7,624   | 6,658   | West Hoboken .....     | 23,094  | 11,665  | Raleigh .....          | 13,643  | 12,678  |
| Jackson .....          | 7,816   | 5,920   | West New York .....    | 5,257   | .....   | Salisbury .....        | 6,277   | 4,418   |
| Meridian .....         | 14,050  | 10,624  | West Orange .....      | 6,889   | 4,358   | Wilmington .....       | 20,976  | 20,056  |
| Natchez .....          | 12,210  | 10,101  | <b>NEW MEXICO.</b>     |         |         | Winston .....          | 10,008  | 8,018   |
| Vicksburg .....        | 14,834  | 13,373  | Albuquerque .....      | 6,233   | 3,785   | <b>NORTH DAKOTA.</b>   |         |         |
| <b>MISSOURI.</b>       |         |         | Santa Fe .....         | 5,603   | 6,185   | Fargo .....            | 9,589   | 5,664   |
| Aurora .....           | 6,191   | 3,482   | <b>NEW YORK.</b>       |         |         | Grand Forks .....      | 7,652   | 4,979   |
| Brookfield .....       | 5,484   | 4,547   | Albany .....           | 94,151  | 94,923  | <b>OHIO.</b>           |         |         |
| Carthage .....         | 9,416   | 7,981   | Amsterdam .....        | 20,929  | 17,336  | Akron .....            | 42,728  | 27,601  |
| Chillicothe .....      | 6,905   | 5,717   | Auburn .....           | 30,345  | 25,858  | Alliance .....         | 8,974   | 7,607   |
| Clinton .....          | 5,061   | 4,737   | Batavia .....          | 9,180   | 7,221   | Ashtabula .....        | 12,949  | 8,338   |
| Columbia .....         | 5,651   | 4,000   | Binghamton .....       | 39,647  | 35,005  | Bedford .....          | 9,912   | 9,994   |
| De Soto .....          | 5,611   | 3,960   | Canandaigua .....      | 6,151   | 5,868   | Bellefontaine .....    | 6,649   | 4,245   |
| Hannibal .....         | 12,780  | 12,857  | Catskill .....         | 5,484   | 4,829   | Bowling Green .....    | 5,067   | 3,467   |
| Independence .....     | 6,374   | 6,230   | Coboes .....           | 23,910  | 22,509  | Buckeye City .....     | 6,560   | 5,974   |
| Joplin .....           | 26,023  | 23,493  | Corning .....          | 11,061  | 8,550   | Cambridge .....        | 8,241   | 4,361   |
| Kansas City .....      | 169,752 | 132,716 | Cortland .....         | 9,014   | 8,590   | Canal Dover .....      | 5,422   | 3,470   |
| Kirksville .....       | 5,968   | 3,510   | Dunkirk .....          | 11,616  | 9,416   | Canton .....           | 30,667  | 26,189  |
| Louisiana .....        | 5,131   | 5,090   |                        |         |         | Chillicothe .....      | 12,976  | 11,288  |

|                  | 1900.   | 1890.   |                | 1900.   | 1890.   |                 | 1900.   | 1890.   |
|------------------|---------|---------|----------------|---------|---------|-----------------|---------|---------|
| Cincinnati       | 325,902 | 296,908 | Carnegie       | 7,330   | .....   | Central Falls   | 18,167  | .....   |
| Circleville      | 6,991   | 6,566   | Chambersburg   | 8,864   | 7,863   | Coventry        | 5,279   | 5,068   |
| Cleveland        | 381,768 | 261,353 | Charleroi      | 5,530   | .....   | East Providence | 12,138  | 8,422   |
| Columbus         | 125,560 | 88,150  | Chester        | 33,988  | 20,226  | Lincoln         | 8,937   | 20,355  |
| Conneaut         | 7,133   | 3,241   | Clearfield     | 5,081   | 2,248   | Newport         | 22,034  | 19,457  |
| Coshocton        | 6,473   | 3,621   | Coatesville    | 5,721   | 2,680   | Pawtucket       | 39,231  | 27,633  |
| Dayton           | 85,333  | 61,220  | Columbia       | 12,316  | 10,593  | Providence      | 175,697 | 132,146 |
| Defiance         | 7,579   | 7,694   | Connellsville  | 7,160   | 5,628   | Warren          | 5,108   | 4,489   |
| Delaware         | 7,940   | 8,254   | Conshohocken   | 5,762   | 5,740   | Warwick         | 21,316  | 17,761  |
| East Liverpool   | 16,435  | 10,926  | Corry          | 5,369   | 5,677   | Westerly        | 7,541   | 6,733   |
| Elyria           | 8,793   | 5,611   | Danville       | 8,042   | 7,993   | Woonsocket      | 23,204  | 20,830  |
| Findlay          | 17,613  | 18,553  | Dubois         | 9,375   | 6,149   | SOUTH CAROLINA. |         |         |
| Fostoria         | 7,730   | 7,070   | Dunmore        | 12,583  | 8,315   | Anderson        | 5,498   | 3,018   |
| Fremont          | 7,489   | 7,141   | Duquesne       | 9,036   | .....   | Charleston      | 55,807  | 54,955  |
| Gallon           | 7,282   | 6,326   | Easton         | 25,233  | 14,481  | Columbia        | 21,108  | 15,353  |
| Gallipolis       | 5,432   | 4,498   | Edwardsville   | 5,165   | 3,284   | Greenville      | 11,860  | 8,607   |
| Glennville       | 5,588   | .....   | Erle           | 52,733  | 40,634  | Rock Hill       | 5,485   | 2,744   |
| Greenville       | 5,501   | 5,473   | Etna           | 5,384   | 3,767   | Spartanburg     | 11,395  | 5,544   |
| Hamilton         | 23,914  | 17,565  | Franklin       | 7,317   | 6,221   | Sumter          | 5,673   | 3,865   |
| Ironton          | 11,868  | 10,939  | Freeland       | 5,254   | 1,730   | Union           | 5,400   | 1,609   |
| Kenton           | 6,852   | 5,557   | Greensburg     | 6,508   | 4,202   | SOUTH DAKOTA.   |         |         |
| Lancaster        | 8,991   | 7,555   | Hanover        | 5,302   | 3,746   | Lead City       | 6,210   | 2,581   |
| Lima             | 21,723  | 15,981  | Harrisburg     | 50,167  | 39,385  | Sioux Falls     | 10,266  | 10,177  |
| Lorain           | 16,028  | 4,863   | Hazlet         | 14,230  | 11,872  | TENNESSEE.      |         |         |
| Mansfield        | 17,640  | 13,473  | Homestead      | 12,554  | 7,911   | Bristol         | 5,271   | 3,324   |
| Marletta         | 13,348  | 8,273   | Huntington     | 6,053   | 5,729   | Chattanooga     | 30,154  | 29,100  |
| Marion           | 11,862  | 8,237   | Jeannette      | 5,865   | 3,296   | Clarksville     | 9,431   | 7,924   |
| Martin's Ferry   | 7,760   | 6,250   | Johnstown      | 35,936  | 21,805  | Columbia        | 6,052   | 5,370   |
| Massillon        | 11,944  | 10,092  | Kane           | 5,296   | 2,944   | Jackson         | 14,511  | 10,039  |
| Middletown       | 9,215   | 7,681   | Lancaster      | 41,459  | 32,011  | Knoxville       | 32,637  | 22,535  |
| Mount Vernon     | 6,683   | 6,027   | Lebanon        | 17,628  | 14,664  | Memphis         | 102,320 | 64,495  |
| Nelsonville      | 6,424   | 4,558   | Lock Haven     | 7,210   | 7,353   | Nashville       | 30,865  | 76,148  |
| Newark           | 18,157  | 14,270  | McKeesport     | 34,327  | 20,441  | TEXAS.          |         |         |
| Newburg          | 5,909   | .....   | McKees Rocks   | 6,352   | 1,637   | Austin          | 22,258  | 14,575  |
| New Philadelphia | 6,213   | 4,456   | Mahanoy City   | 13,504  | 11,286  | Beaumont        | 9,427   | 3,296   |
| Niles            | 7,468   | 4,289   | Meadville      | 10,291  | 9,520   | Bonham          | 5,042   | 3,361   |
| Norwalk          | 7,074   | 7,195   | Middletown     | 5,608   | 5,080   | Brenham         | 5,968   | 5,209   |
| Norwood          | 6,480   | .....   | Millvale       | 6,736   | 3,800   | Brownsville     | 6,305   | 6,134   |
| Painesville      | 5,024   | 4,755   | Milton         | 6,175   | 5,317   | Cleburne        | 7,493   | 3,278   |
| Piqua            | 12,172  | 9,090   | Monongahela    | 5,173   | 4,096   | Corsicana       | 9,313   | 6,285   |
| Portsmouth       | 17,870  | 12,394  | Mount Carmel   | 13,179  | 8,254   | Dallas          | 42,638  | 38,067  |
| St. Mary's       | 5,359   | 3,000   | Nanticoke      | 12,116  | 10,044  | Denison         | 11,807  | 10,958  |
| Salem            | 7,582   | 5,780   | New Brighton   | 6,820   | 5,616   | El Paso         | 15,906  | 10,338  |
| Sandusky         | 19,664  | 18,471  | Newcastle      | 28,339  | 11,600  | Fort Worth      | 26,688  | 23,076  |
| Sidney           | 5,688   | 4,850   | Norristown     | 22,265  | 19,791  | Galveston       | 7,874   | 6,594   |
| Springfield      | 38,253  | 31,895  | North Braddock | 6,535   | .....   | Greenville      | 37,789  | 29,084  |
| Steubenville     | 14,349  | 13,394  | Oil City       | 13,264  | 10,932  | Hillsboro       | 6,860   | 4,330   |
| Tiffin           | 10,989  | 10,801  | Old Forge      | 5,630   | .....   | Houston         | 5,346   | 2,541   |
| Toledo           | 131,822 | 81,434  | Olyphant       | 6,180   | 4,083   | Laredo          | 44,633  | 27,557  |
| Troy             | 5,881   | 4,494   | Philadelphia   | 129,697 | 104,694 | Marshall        | 13,429  | 11,319  |
| Urbana           | 6,808   | 6,510   | Phoenixville   | 9,196   | 8,514   | Palmetto        | 7,855   | 7,207   |
| Van Wert         | 6,422   | 4,512   | Pittsburg      | 321,618 | 298,617 | Paris           | 8,297   | 5,335   |
| Warren           | 8,529   | 9,973   | Pittston       | 12,556  | 10,302  | Saran Antonio   | 9,353   | 8,254   |
| Wash'ton C. H.   | 5,751   | 5,742   | Plymouth       | 13,649  | 1,344   | Sherman         | 10,243  | 3,673   |
| Wellston         | 8,045   | 4,477   | Pottstown      | 13,698  | 13,285  | Temple          | 7,065   | 4,047   |
| West Alexandria  | 6,146   | 5,247   | Pottsville     | 15,710  | 14,117  | Terrell         | 6,330   | 2,988   |
| Woodville        | 6,063   | 5,901   | Reading        | 78,961  | 58,661  | Texarkana       | 5,256   | 2,852   |
| Xenia            | 8,696   | 7,301   | Sayre          | 5,243   | .....   | Tyler           | 8,069   | 6,908   |
| Youngstown       | 44,885  | 33,220  | Scranton       | 102,026 | 75,215  | Waco            | 20,686  | 14,445  |
| Zanesville       | 23,538  | 21,009  | Shamokin       | 18,202  | 14,403  | UTAH.           |         |         |
| OKLAHOMA.        |         |         | Sharon         | 8,918   | 7,459   | Logan           | 5,451   | 4,565   |
| Guthrie          | 10,006  | 5,733   | Sharpsburg     | 6,842   | 4,998   | Ogden           | 16,313  | 14,889  |
| Oklahoma City    | 10,037  | 4,151   | Shenandoah     | 20,321  | 15,944  | Provo           | 6,185   | 5,159   |
| OREGON.          |         |         | S. Bethlehem   | 13,241  | 10,302  | Salt Lake City  | 53,531  | 44,843  |
| Astoria          | 8,351   | 6,184   | Skeelton       | 12,086  | 9,250   | VERMONT.        |         |         |
| Baker City       | 6,663   | 2,604   | Sunbury        | 9,310   | 5,930   | Barre           | 8,448   | 4,146   |
| Portland         | 90,426  | 46,385  | Tamaqua        | 7,267   | 6,054   | Bennington      | 5,856   | 3,371   |
| PENNSYLVANIA.    |         |         | Tarentum       | 5,472   | 4,627   | Battleboro      | 5,297   | 5,467   |
| Allegheny        | 129,896 | 105,287 | Titusville     | 8,244   | 8,037   | Burlington      | 18,640  | 14,590  |
| Allentown        | 35,416  | 25,228  | Tyone          | 5,847   | 4,705   | Montpelier      | 6,266   | 4,160   |
| Altoona          | 38,973  | 30,337  | Uniontown      | 7,344   | 6,359   | Rutland         | 11,499  | 11,760  |
| Arcbald          | 5,396   | 4,032   | Darien         | 8,043   | 4,332   | St. Albans      | 6,239   | .....   |
| Ashland          | 6,438   | 7,346   | Washington     | 7,670   | 7,063   | St. Johnsbury   | 5,666   | 3,857   |
| Beaver Falls     | 10,054  | 9,735   | Waynesboro     | 5,396   | 3,811   | VIRGINIA.       |         |         |
| Bethlehem        | 7,293   | 6,672   | West Chester   | 9,524   | 8,028   | Alexandria      | 14,528  | 14,339  |
| Bloomsburg       | 6,170   | 4,635   | West Pittston  | 5,846   | 3,906   | Charlottesville | 6,449   | 5,591   |
| Bradock          | 15,654  | 8,561   | Wilkesbarre    | 51,721  | 37,718  | Danville        | 16,520  | 10,305  |
| Bradford         | 15,029  | 10,514  | Wilkinsburg    | 11,886  | 4,662   | Fredericksburg  | 5,068   | 4,525   |
| Bristol          | 7,104   | 6,553   | Williamsport   | 28,757  | 27,132  | Lynchburg       | 18,891  | 19,709  |
| Butler           | 10,853  | 8,734   | York           | 33,708  | 20,793  | RHODE ISLAND.   |         |         |
| Carbondale       | 13,536  | 10,383  | Bristol        | 6,901   | 5,478   | Burrillville    | 6,317   | 5,492   |
| Carlisle         | 9,626   | 7,620   | Burrillville   | 6,317   | 5,492   |                 |         |         |

APPORTIONMENT OF REPRESENTATIVES.

63

|                    | 1900.  | 1890.  |                      | 1900.  | 1890.  |                     | 1900.   | 1890.   |       |
|--------------------|--------|--------|----------------------|--------|--------|---------------------|---------|---------|-------|
| Manchester .....   | 9,715  | 9,246  | Huntington .....     | 11,923 | 10,108 | Manitowoc .....     | 11,786  | 7,710   |       |
| Newport News ..... | 19,635 | 4,449  | Martinsburg .....    | 7,564  | 7,226  | Marinette .....     | 16,195  | 11,523  |       |
| Norfolk .....      | 46,624 | 34,871 | Moundsville .....    | 5,362  | 2,688  | Marshfield .....    | 5,240   | 3,450   |       |
| Petersburg .....   | 21,310 | 22,680 | Parkersburg .....    | 11,703 | 8,408  | Menasha .....       | 5,589   | 4,581   |       |
| Portsmouth .....   | 17,427 | 13,268 | Wheeling .....       | 33,878 | 34,522 | Menomonte .....     | 5,655   | 5,491   |       |
| Richmond .....     | 85,050 | 81,388 | WISCONSIN.           |        |        |                     |         |         | 6,809 |
| Roanoke .....      | 21,495 | 16,159 | Antigo .....         | 5,145  | 4,424  | Milwaukee .....     | 285,315 | 204,468 |       |
| Staunton .....     | 7,289  | 6,975  | Appleton .....       | 15,085 | 11,869 | Neenah .....        | 5,954   | 5,083   |       |
| Winchester .....   | 5,161  | 5,196  | Ashland .....        | 13,074 | 9,956  | Oconto .....        | 5,646   | 5,219   |       |
| WASHINGTON.        |        |        | Baraboo .....        | 5,751  | 4,605  | Oshkosh .....       | 23,284  | 22,936  |       |
| Everett .....      | 7,838  | .....  | Beaver Dam .....     | 5,128  | 4,222  | Portage .....       | 5,459   | 5,143   |       |
| New Whatcom. ....  | 6,834  | .....  | Beloit .....         | 10,436 | 6,315  | Racine .....        | 29,102  | 21,014  |       |
| Seattle .....      | 80,671 | 42,837 | Chippewa Falls ..... | 8,094  | 8,670  | Sheboygan .....     | 22,962  | 16,359  |       |
| Spokane .....      | 36,848 | 19,322 | Eau Claire .....     | 17,517 | 17,415 | Stevens Point ..... | 9,524   | 7,896   |       |
| Tacoma .....       | 37,714 | 36,006 | Fond du Lac .....    | 15,110 | 12,024 | Superior .....      | 31,091  | 11,983  |       |
| Walla Walla .....  | 10,049 | 4,709  | Green Bay .....      | 18,684 | 9,069  | Watertown .....     | 8,437   | 8,755   |       |
| WEST VIRGINIA.     |        |        | Janesville .....     | 13,185 | 10,836 | Waukesha .....      | 7,419   | 6,821   |       |
| Charleston .....   | 11,099 | 6,742  | Kaukauna .....       | 5,115  | 4,667  | Wausau .....        | 12,354  | 9,253   |       |
| Fairmont .....     | 5,655  | 1,023  | Kenosha .....        | 11,606 | 6,532  | WYOMING.            |         |         |       |
| Grafton .....      | 5,650  | 3,159  | La Crosse .....      | 28,895 | 25,090 | Cheyenne .....      | 14,087  | 11,690  |       |
|                    |        |        | Madison .....        | 19,164 | 13,426 | Laramie .....       | 8,207   | 6,388   |       |

APPORTIONMENT OF REPRESENTATIVES.

Under each census since the formation of the government.

| STATE.               | Admitted. | Consti-<br>tional Ratio<br>39,000. | 1st census.<br>Ratio<br>33,000. | 2d census.<br>Ratio<br>33,000. | 3d census.<br>Ratio<br>35,000. | 4th census.<br>Ratio<br>40,000. | 5th census.<br>Ratio<br>47,000. | 6th census.<br>Ratio<br>70,000. | 7th census.<br>Ratio<br>93,423. | 8th census.<br>Ratio<br>127,381. | 9th census.<br>Ratio<br>151,425. | 10th census.<br>Ratio<br>151,911. | 11th census.<br>Ratio<br>173,901. | 12th census.<br>Ratio<br>199,102. |
|----------------------|-----------|------------------------------------|---------------------------------|--------------------------------|--------------------------------|---------------------------------|---------------------------------|---------------------------------|---------------------------------|----------------------------------|----------------------------------|-----------------------------------|-----------------------------------|-----------------------------------|
| Alabama.....         | 1819      | .....                              | .....                           | .....                          | .....                          | 3                               | 5                               | 7                               | 7                               | 6                                | 8                                | 8                                 | 9                                 | 9                                 |
| Arkansas.....        | 1836      | .....                              | .....                           | .....                          | .....                          | .....                           | .....                           | 7                               | 7                               | 3                                | 4                                | 5                                 | 6                                 | 7                                 |
| California.....      | 1850      | .....                              | .....                           | .....                          | .....                          | .....                           | .....                           | 2                               | 2                               | 3                                | 4                                | 6                                 | 7                                 | 8                                 |
| Colorado.....        | 1876      | .....                              | .....                           | .....                          | .....                          | .....                           | .....                           | .....                           | .....                           | .....                            | 1                                | 1                                 | 2                                 | 3                                 |
| Connecticut .....    | .....     | 5                                  | 7                               | 7                              | 7                              | 6                               | 6                               | 4                               | 4                               | 4                                | 4                                | 4                                 | 4                                 | 5                                 |
| Delaware.....        | .....     | 1                                  | 1                               | 1                              | 2                              | 1                               | 1                               | 1                               | 1                               | 1                                | 1                                | 1                                 | 1                                 | 1                                 |
| Florida.....         | 1845      | .....                              | .....                           | .....                          | .....                          | .....                           | .....                           | .....                           | 1                               | 1                                | 2                                | 2                                 | 2                                 | 3                                 |
| Georgia.....         | .....     | 3                                  | 2                               | 4                              | 6                              | 7                               | 9                               | 8                               | 8                               | 7                                | 9                                | 10                                | 11                                | 11                                |
| Idaho.....           | 1890      | .....                              | .....                           | .....                          | .....                          | .....                           | .....                           | .....                           | .....                           | .....                            | .....                            | 1                                 | 1                                 | 1                                 |
| Illinois.....        | 1818      | .....                              | .....                           | .....                          | .....                          | 1                               | 3                               | 7                               | 9                               | 14                               | 19                               | 20                                | 22                                | 25                                |
| Indiana.....         | 1816      | .....                              | .....                           | .....                          | .....                          | 3                               | 7                               | 10                              | 11                              | 11                               | 13                               | 13                                | 13                                | 13                                |
| Iowa.....            | 1846      | .....                              | .....                           | .....                          | .....                          | .....                           | .....                           | .....                           | 2                               | 6                                | 9                                | 11                                | 11                                | 11                                |
| Kansas.....          | 1861      | .....                              | .....                           | .....                          | .....                          | .....                           | .....                           | .....                           | .....                           | 1                                | 3                                | 7                                 | 8                                 | 8                                 |
| Kentucky.....        | 1792      | .....                              | 2                               | 6                              | 10                             | 12                              | 13                              | 10                              | 10                              | 9                                | 10                               | 11                                | 11                                | 11                                |
| Louisiana.....       | 1812      | .....                              | .....                           | .....                          | .....                          | 3                               | 3                               | 4                               | 4                               | 5                                | 6                                | 6                                 | 6                                 | 7                                 |
| Maine.....           | 1820      | .....                              | .....                           | .....                          | .....                          | .....                           | .....                           | 7                               | 6                               | 5                                | 5                                | 4                                 | 4                                 | 4                                 |
| Maryland.....        | .....     | 6                                  | 8                               | 9                              | 9                              | 9                               | 8                               | 6                               | 6                               | 6                                | 6                                | 6                                 | 6                                 | 6                                 |
| Massachusetts .....  | .....     | 8                                  | 14                              | 17                             | 20                             | 13                              | 12                              | 10                              | 11                              | 10                               | 11                               | 12                                | 13                                | 14                                |
| Michigan.....        | 1837      | .....                              | .....                           | .....                          | .....                          | .....                           | .....                           | 3                               | 4                               | 6                                | 9                                | 11                                | 12                                | 12                                |
| Minnesota.....       | 1858      | .....                              | .....                           | .....                          | .....                          | .....                           | .....                           | .....                           | 2                               | 2                                | 3                                | 5                                 | 7                                 | 9                                 |
| Mississippi.....     | 1817      | .....                              | .....                           | .....                          | .....                          | 1                               | 2                               | 4                               | 5                               | 5                                | 6                                | 7                                 | 7                                 | 8                                 |
| Missouri.....        | 1821      | .....                              | .....                           | .....                          | .....                          | 1                               | 2                               | 5                               | 7                               | 9                                | 13                               | 14                                | 15                                | 16                                |
| Montana.....         | 1889      | .....                              | .....                           | .....                          | .....                          | .....                           | .....                           | .....                           | .....                           | 1                                | 1                                | 1                                 | 1                                 | 1                                 |
| Nebraska.....        | 1867      | .....                              | .....                           | .....                          | .....                          | .....                           | .....                           | .....                           | .....                           | 1                                | 1                                | 3                                 | 6                                 | 6                                 |
| Nevada.....          | 1864      | .....                              | .....                           | .....                          | .....                          | .....                           | .....                           | .....                           | .....                           | 1                                | 1                                | 1                                 | 1                                 | 1                                 |
| N. Hampshire.....    | .....     | 3                                  | 4                               | 5                              | 6                              | 6                               | 5                               | 4                               | 3                               | 3                                | 3                                | 2                                 | 2                                 | 2                                 |
| New Jersey.....      | .....     | 4                                  | 5                               | 6                              | 6                              | 6                               | 6                               | 5                               | 5                               | 5                                | 7                                | 7                                 | 8                                 | 10                                |
| New York.....        | .....     | 6                                  | 10                              | 17                             | 27                             | 34                              | 40                              | 34                              | 33                              | 31                               | 33                               | 34                                | 34                                | 37                                |
| North Carolina ..... | .....     | 5                                  | 10                              | 12                             | 13                             | 13                              | 13                              | 9                               | 8                               | 7                                | 8                                | 9                                 | 9                                 | 10                                |
| North Dakota.....    | 1889      | .....                              | .....                           | .....                          | .....                          | .....                           | .....                           | .....                           | .....                           | .....                            | .....                            | 1                                 | 1                                 | 2                                 |
| Ohio.....            | 1802      | .....                              | .....                           | .....                          | 6                              | 14                              | 19                              | 21                              | 21                              | 19                               | 20                               | 21                                | 21                                | 21                                |
| Oregon.....          | 1859      | .....                              | .....                           | .....                          | .....                          | .....                           | .....                           | .....                           | .....                           | 1                                | 1                                | 1                                 | 1                                 | 2                                 |
| Pennsylvania.....    | .....     | 8                                  | 13                              | 18                             | 23                             | 26                              | 28                              | 24                              | 25                              | 24                               | 27                               | 28                                | 30                                | 32                                |
| Rhode Island.....    | .....     | 1                                  | 2                               | 2                              | 2                              | 2                               | 2                               | 2                               | 2                               | 2                                | 2                                | 2                                 | 2                                 | 2                                 |
| South Carolina ..... | .....     | 5                                  | 6                               | 8                              | 9                              | 9                               | 9                               | 7                               | 6                               | 4                                | 5                                | 7                                 | 7                                 | 7                                 |
| South Dakota.....    | 1889      | .....                              | .....                           | .....                          | .....                          | .....                           | .....                           | .....                           | .....                           | .....                            | .....                            | 2                                 | 2                                 | 2                                 |
| Tennessee.....       | 1793      | .....                              | .....                           | 3                              | 6                              | 9                               | 13                              | 11                              | 10                              | 8                                | 10                               | 10                                | 10                                | 10                                |
| Texas.....           | 1845      | .....                              | .....                           | .....                          | .....                          | .....                           | .....                           | .....                           | 2                               | 4                                | 6                                | 11                                | 13                                | 16                                |
| Utah.....            | 1895      | .....                              | .....                           | .....                          | .....                          | .....                           | .....                           | .....                           | .....                           | .....                            | .....                            | .....                             | 1                                 | 1                                 |
| Vermont.....         | 1791      | .....                              | .....                           | 2                              | 4                              | 6                               | 5                               | 4                               | 3                               | 3                                | 3                                | 2                                 | 2                                 | 2                                 |
| Virginia.....        | .....     | 10                                 | 19                              | 22                             | 23                             | 22                              | 21                              | 15                              | 13                              | 11                               | 9                                | 10                                | 10                                | 10                                |
| Washington.....      | 1889      | .....                              | .....                           | .....                          | .....                          | .....                           | .....                           | .....                           | .....                           | .....                            | .....                            | 1                                 | 2                                 | 3                                 |
| West Virginia.....   | 1863      | .....                              | .....                           | .....                          | .....                          | .....                           | .....                           | .....                           | .....                           | .....                            | .....                            | 3                                 | 4                                 | 5                                 |
| Wisconsin.....       | 1848      | .....                              | .....                           | .....                          | .....                          | .....                           | .....                           | .....                           | 3                               | 6                                | 8                                | 9                                 | 10                                | 11                                |
| Wyoming.....         | 1840      | .....                              | .....                           | .....                          | .....                          | .....                           | .....                           | .....                           | .....                           | .....                            | .....                            | 1                                 | 1                                 | 1                                 |
| Total.....           | .....     | 65                                 | 105                             | 141                            | 181                            | 213                             | 240                             | 225                             | 237                             | 243                              | 283                              | 332                               | 357                               | 383                               |

Under the apportionment act of Jan. 16, 1901, Illinois, New York and Texas gained three representatives each; Minnesota, New Jersey and Pennsylvania two each and Arkansas, California, Colorado, Connecticut, Florida, Louisiana, Massachusetts, Mississippi, Missouri, North Carolina, North Dakota, Washington, West Virginia and Wisconsin one each.

## IMMIGRATION INTO THE UNITED STATES.

(Fiscal years ended June 30, 1900 and 1901.)

| COUNTRY.                      | 1900.   |         |         | 1901.   |         |         |
|-------------------------------|---------|---------|---------|---------|---------|---------|
|                               | Male.   | Female. | Total.  | Male.   | Female. | Total.  |
| Austria-Hungary               | 79,978  | 31,499  | 114,477 | 78,725  | 34,665  | 113,390 |
| Belgium                       | 778     | 418     | 1,196   | 1,040   | 539     | 1,579   |
| Denmark                       | 1,506   | 1,010   | 2,516   | 2,178   | 1,507   | 3,685   |
| France                        | 1,084   | 655     | 1,739   | 1,986   | 1,154   | 3,150   |
| German empire                 | 10,737  | 7,770   | 18,507  | 12,673  | 8,978   | 21,651  |
| Greece                        | 3,484   | 137     | 3,771   | 5,742   | 168     | 5,910   |
| Italy                         | 76,088  | 21,047  | 100,135 | 106,306 | 29,680  | 135,986 |
| Netherlands                   | 1,116   | 619     | 1,735   | 1,617   | 732     | 2,349   |
| Norway                        | 6,531   | 3,034   | 9,575   | 7,899   | 4,349   | 12,248  |
| Portugal, etc.                | 2,389   | 1,845   | 4,234   | 2,231   | 1,984   | 4,165   |
| Roumania                      | 3,760   | 2,639   | 6,459   | 3,981   | 3,174   | 7,155   |
| Russia                        | 60,091  | 31,066  | 91,157  | 54,070  | 31,187  | 85,257  |
| Servia, Bulgaria, etc.        | 102     | 6       | 108     | 551     | 191     | 657     |
| Spain                         | 280     | 75      | 355     | 5       | 84      | 592     |
| Sweden                        | 10,262  | 8,388   | 18,650  | 12,875  | 10,456  | 23,331  |
| Switzerland                   | 763     | 389     | 1,152   | 1,572   | 629     | 2,201   |
| Turkey in Europe              | 268     | 17      | 285     | 341     | 46      | 387     |
| United Kingdom—England        | 5,945   | 4,006   | 9,951   | 7,333   | 4,878   | 12,214  |
| Ireland                       | 16,672  | 19,058  | 35,730  | 12,894  | 17,667  | 30,561  |
| Scotland                      | 1,083   | 709     | 1,792   | 1,237   | 833     | 2,070   |
| Wales                         | 433     | 331     | 764     | 411     | 290     | 701     |
| Europe, not specified         |         | 2       | 2       | 7       | 11      | 18      |
| Total Europe                  | 283,900 | 140,800 | 424,700 | 316,160 | 153,077 | 469,237 |
| Chinese empire                | 1,235   | 12      | 1,247   | 2,117   | 42      | 2,459   |
| Japan                         | 12,265  | 370     | 12,635  | 4,962   | 367     | 5,289   |
| India                         | 8       | 1       | 9       | 20      | 2       | 22      |
| Turkey in Asia                | 2,528   | 1,434   | 3,962   | 4,070   | 1,712   | 5,782   |
| Other Asia                    | 88      | 5       | 93      | 58      | 3       | 61      |
| Total Asia                    | 16,124  | 1,822   | 17,946  | 11,467  | 2,126   | 13,593  |
| Africa                        | 29      | 1       | 30      | 154     | 19      | 173     |
| Australia, Tasmania, etc.     | 161     | 53      | 214     | 232     | 93      | 325     |
| Hawaii                        | 42      | 25      | 67      | 4       | 2       | 6       |
| Philippine Islands            | 92      | 24      | 116     | 107     | 33      | 140     |
| Pacific islands not specified | 31      |         | 31      | 22      | 5       | 27      |
| British North America         | 311     | 85      | 396     | 352     | 183     | 540     |
| Central America               | 22      | 20      | 42      | 101     | 49      | 150     |
| Mexico                        | 137     | 100     | 237     | 215     | 132     | 347     |
| South America                 | 94      | 30      | 124     | 150     | 53      | 203     |
| West Indies                   | 3,197   | 1,459   | 4,656   | 2,000   | 1,086   | 3,176   |
| Other countries               | 8       | 5       | 13      | 1       |         | 1       |
| Grand total                   | 304,148 | 144,424 | 448,572 | 331,055 | 156,863 | 487,918 |

IMMIGRATION SINCE 1867.  
(Years ended June 30.)

|      |         |      |         |      |         |      |         |      |         |
|------|---------|------|---------|------|---------|------|---------|------|---------|
| 1867 | 298,967 | 1874 | 313,339 | 1881 | 669,431 | 1888 | 546,889 | 1895 | 258,536 |
| 1868 | 282,189 | 1875 | 227,498 | 1882 | 788,322 | 1889 | 444,427 | 1896 | 343,267 |
| 1869 | 352,569 | 1876 | 169,386 | 1883 | 603,322 | 1890 | 455,302 | 1897 | 230,832 |
| 1870 | 387,203 | 1877 | 141,857 | 1884 | 518,522 | 1891 | 560,319 | 1898 | 229,299 |
| 1871 | 321,350 | 1878 | 138,469 | 1885 | 385,346 | 1892 | 623,084 | 1899 | 311,715 |
| 1872 | 404,806 | 1879 | 177,826 | 1886 | 334,203 | 1893 | 502,917 | 1900 | 448,572 |
| 1873 | 459,803 | 1880 | 457,257 | 1887 | 490,109 | 1894 | 285,631 | 1901 | 487,918 |

## DRIFT OF FLOATING-BOTTLES.

For several years the United States hydrographic office, with the co-operation of the Russian department of marine, has experimented with floating bottles to ascertain in a general way the direction and velocity of ocean currents. In this manner it has been found that the waters of the south Atlantic move in a westerly direction, while those of the north Atlantic flow east and north. Bottles thrown into the sea between Madeira and the Cape Verde Islands have drifted at the average rate of 10.8 miles a day to the south, west and northwest, while

those thrown overboard along the coast of North America have drifted to the northeast at the rate of only 5 miles a day. Along the north coast of South America they have been borne along much faster, averaging 21.1 miles a day.

Between the main drifts of the Atlantic, or between 25 degrees and 40 degrees north latitude and 50 degrees to 60 degrees west longitude, there is a region where the currents are feeble and variable, and but few bottles thrown into the sea there are ever recovered.

## POPULAR VOTE FOR PRESIDENT (1824\*-1900).

- 1824—J. Q. Adams had 105,321 to 155,372 for Jackson, 44,282 for Crawford and 46,587 for Clay. Jackson over Adams, 50,551. Adams less than combined vote of others, 141,420. Of the whole vote Adams had 29.92 per cent, Jackson 44.27, Clay 13.23, Crawford 13.23. Adams elected by house of representatives.
- 1828—Jackson had 647,231 to 509,097 for J. Q. Adams. Jackson's majority, 138,134. Of the whole vote Jackson had 55.97 per cent, Adams 44.03.
- 1832—Jackson had 687,502 to 530,189 for Clay and 33,108 for Floyd and Wirt combined. Jackson's majority, 124,205. Of the whole vote Jackson had 54.96 per cent, Clay 42.39 and the others combined 2.55.
- 1836—Van Buren had 761,549 to 736,656, the combined vote for Harrison, White, Webster and Mangum. Van Buren's majority, 24,893. Of the whole vote Van Buren had 50.83 per cent and the others combined 49.17.
- 1840—Harrison had 1,275,017 to 1,128,702 for Van Buren and 7,059 for Birney. Harrison's majority, 139,256. Of the whole vote Harrison had 52.89 per cent, Van Buren 46.82 and Birney 29.
- 1844—Polk had 1,337,243 to 1,299,068 for Clay and 62,300 for Birney. Polk over Clay, 38,175. Polk less than others combined, 24,125. Of the whole vote Polk had 49.55 per cent, Clay 48.14 and Birney 2.21.
- 1848—Taylor had 1,360,101 to 1,220,544 for Cass and 281,263 for Van Buren. Taylor over Cass, 139,557. Taylor less than others combined, 151,706. Of the whole vote Taylor had 47.36 per cent, Cass 42.50 and Van Buren 10.14.
- 1852—Pierce had 1,601,474 to 1,380,678 for Scott and 156,149 for Hale. Pierce over all, 58,747. Of the whole vote Pierce had 50.90 per cent, Scott 44.10 and Hale 4.97.
- 1856—Buchanan had 1,838,169 to 1,341,264 for Fremont and 874,534 for Fillmore. Buchanan over Fremont, 496,905. Buchanan less than combined vote of others, 377,629. Of the whole vote Buchanan had 45.34 per cent, Fremont 33.09 and Fillmore 21.57.
- 1860—Lincoln had 1,866,352 to 1,375,157 for Douglas, 845,763 for Breckinridge and 589,581 for Bell. Lincoln over Douglas, 491,195. Lincoln less than Douglas and Breckinridge combined, 354,568. Lincoln less than combined vote of all others, 944,149. Of the whole vote Lincoln had 39.91 per cent, Douglas 29.40, Breckinridge 18.08 and Bell 12.61.
- 1864—Lincoln had 2,216,067 to 1,808,725 for McClellan (eleven states not voting, viz.: Alabama, Arkansas, Florida, Georgia, Louisiana, Mississippi, North Carolina, South Carolina, Tennessee, Texas and Virginia). Lincoln's majority, 408,342. Of the whole vote Lincoln had 55.06 per cent and McClellan 44.94.
- 1868—Grant had 3,015,071 to 2,709,613 for Seymour (three states not voting, viz.: Mississippi, Texas and Virginia). Grant's majority, 305,458. Of the whole vote Grant had 52.67 per cent and Seymour 47.33.
- 1872—Grant had 3,597,070 to 2,834,079 for Gree-
- ley, 29,408 for O'Connor and 5,608 for Black. Grant's majority, 729,975. Of the whole vote Grant had 55.63 per cent, Greeley 43.83, O'Connor .15, Black .09.
- 1876—Hayes had 4,033,950 to 4,284,885 for Tilden, 81,740 for Cooper, 9,522 for Smith and 2,636 scattering. Tilden's majority over Hayes, 250,935. Tilden's majority of the entire vote cast, 157,037. Hayes less than the combined vote of others, 344,833. Of the whole vote cast Hayes had 47.95 per cent, Tilden 50.94, Cooper .97, Smith .11, scattering 3.
- 1880—Garfield had 4,449,053 to 4,442,035 for Hancock, 307,306 for Weaver and 12,576 scattering. Garfield over Hancock, 7,018. Garfield less than the combined vote for others, 313,864. Of the popular vote Garfield had 48.26 per cent, Hancock 48.25, Weaver 3.33, scattering 1.3.
- 1884—Cleveland had 4,911,017 to 4,848,334 for Blaine, 151,809 for St. John, 133,825 for Butler. Cleveland had over Blaine 62,683. Cleveland had 48.48 per cent, Blaine 48.22, St. John 1.56, Butler 1.33.
- 1888—Harrison had 5,440,216 to 5,538,233 for Cleveland, 249,937 for Fisk, 141,105 for Streeter, 2,808 for Cowdrey, 1,591 for Curtis and 9,845 scattering. Harrison had 95,017 less than Cleveland. Of the whole vote Harrison had 47.83 per cent, Cleveland 48.63, Fisk 2.21 and Streeter 1.28.
- 1892—Cleveland had 5,556,918 to 5,176,108 for Harrison, 264,133 for Bidwell, 1,041,028 for Weaver and 21,164 for Wing. Cleveland had over Harrison 380,810. Of the whole vote Cleveland had 45.73 per cent, Harrison 42.49, Bidwell 2.17 and Weaver 8.67.
- 1896—McKinley had 7,104,779, Bryan 6,502,925; Levering, 132,007; Bentley, 13,969; Matchett, 36,274; Palmer, 133,148. McKinley had over Bryan 602,854 votes. Of the whole vote McKinley had 50.49 per cent and Bryan 46.26.
- 1900—McKinley had 7,217,810 to 6,357,826 for Bryan, -208,791 for Woolley, 50,218 for Barker, 87,769 for Debs, 39,944 for Maloney, 518 for Leonard and 5,098 for Ellis. Of the whole vote McKinley received 51.66 per cent and Bryan 45.51 per cent.

Of the presidents, Adams, federalist; Polk, Buchanan and Cleveland, democrats; Taylor, whig; Lincoln, Hayes, Garfield and Harrison, republicans did not, when elected, receive a majority of the popular vote. The highest percentage of popular vote received by any president was 55.97 for Jackson, democrat, in 1828, and the lowest 39.91 for Lincoln, republican, in 1860; Buchanan, democrat, next lowest, with 45.34. Hayes and Harrison, with the exception of John Quincy Adams, who was chosen by the house of representatives, were the only presidents ever elected who did not have a majority over their principal competitors, and Tilden and Cleveland the only defeated candidates who had a majority over the president-elect.

\*Prior to 1824 electors were chosen by the legislatures of the different states.

## SMALLEST BOOK IN THE WORLD.

What is said to be the smallest book in the world is one written in the Gurmuthi language and originally found in the golden temple at Amritsar, India. It is about the

size of a postage stamp and bound in red silk with stiff covers. There is one copy in the British museum and another in the Field museum.

## TONNAGE OF THE GREAT NAVIES.

[From "Notes on Naval Progress," issued by United States navy department, July, 1901. Figures compiled by Lieut. Orlo S. Knepper, U. S. N.]

| CLASS.                   | England. |         | France. |        | Russia. |        | U. S. |        | Germany. |        | Italy. |        | Japan. |        |
|--------------------------|----------|---------|---------|--------|---------|--------|-------|--------|----------|--------|--------|--------|--------|--------|
|                          | No.      | Tons.   | No.     | Tons.  | No.     | Tons.  | No.   | Tons.  | No.      | Tons.  | No.    | Tons.  | No.    | Tons.  |
| Battleships—             |          |         |         |        |         |        |       |        |          |        |        |        |        |        |
| Built .....              | 50       | 581165  | 28      | 275843 | 15      | 150484 | 8     | 83094  | 19       | 123404 | 15     | 148588 | 6      | 77220  |
| Building .....           | 16       | 223900  | 5       | 62455  | 10      | 130270 | 10    | 133800 | 10       | 116770 | 6      | 70568  | 1      | 13200  |
| Armored cruisers—        |          |         |         |        |         |        |       |        |          |        |        |        |        |        |
| Built .....              | 9        | 56000   | 7       | 37752  | 11      | 85231  | 2     | 17415  | 4        | 35195  | 5      | 31891  | 6      | 50737  |
| Building .....           | 20       | 225400  | 15      | 148200 | 1       | 7800   | 9     | 104500 | 3        | 26300  | 1      | 7294   | 1      | 9750   |
| Protected cruisers—      |          |         |         |        |         |        |       |        |          |        |        |        |        |        |
| Built .....              | 163      | 499870  | 38      | 128007 | 3       | 12612  | 14    | 61403  | 15       | 58589  | 16     | 41427  | 11     | 51568  |
| Building .....           | 4        | 24960   | 2       | 13493  | 11      | 60640  | 6     | 21000  | 7        | 18300  | .....  | .....  | 3      | 4400   |
| Unprotected cruisers—    |          |         |         |        |         |        |       |        |          |        |        |        |        |        |
| Built .....              | 11       | 23010   | 7       | 22962  | 3       | 8060   | 6     | 11397  | 20       | 40790  | .....  | .....  | 9      | 13802  |
| Building .....           | .....    | .....   | .....   | .....  | .....   | .....  | ..... | .....  | .....    | .....  | .....  | .....  | .....  | .....  |
| Coast-def. ves., armored |          |         |         |        |         |        |       |        |          |        |        |        |        |        |
| Built .....              | 10       | 38900   | 14      | 43331  | 14      | 42873  | 15    | 49334  | 11       | 12001  | .....  | .....  | 4      | 10280  |
| Building .....           | .....    | .....   | .....   | .....  | .....   | .....  | ..... | .....  | .....    | .....  | .....  | .....  | .....  | .....  |
| Special vessels—         |          |         |         |        |         |        |       |        |          |        |        |        |        |        |
| Built .....              | 2        | 13020   | 1       | 5994   | 5       | 5290   | 1     | 929    | 3        | 4026   | .....  | .....  | 1      | 4120   |
| Building .....           | .....    | .....   | .....   | .....  | .....   | .....  | ..... | .....  | .....    | .....  | .....  | .....  | .....  | .....  |
| Torpedo vessels—         |          |         |         |        |         |        |       |        |          |        |        |        |        |        |
| Built .....              | 35       | 27840   | 15      | 8912   | 17      | 14709  | ..... | .....  | 2        | 1862   | 14     | 11308  | 1      | 850    |
| Building .....           | .....    | .....   | .....   | .....  | .....   | .....  | ..... | .....  | .....    | .....  | .....  | .....  | .....  | .....  |
| Torpedo-b't destroyers   |          |         |         |        |         |        |       |        |          |        |        |        |        |        |
| Built .....              | 89       | 28314   | 9       | 2700   | 10      | 2890   | 3     | 860    | 12       | 4025   | 3      | 923    | 11     | 3229   |
| Building .....           | 24       | 8844    | 22      | 6536   | 43      | 10430  | 17    | 6830   | 15       | 5250   | 8      | 2560   | 8      | 2734   |
| Torpedo boats—           |          |         |         |        |         |        |       |        |          |        |        |        |        |        |
| Built .....              | 95       | 7380    | 235     | 16408  | 171     | 9507   | 20    | 2337   | 140      | 11990  | 163    | 8148   | 38     | 3894   |
| Building .....           | 4        | 720     | 44      | 3343   | 24      | 3730   | 12    | 2040   | .....    | .....  | .....  | .....  | 36     | 3714   |
| Submarines—              |          |         |         |        |         |        |       |        |          |        |        |        |        |        |
| Built .....              | .....    | .....   | 4       | 485    | .....   | .....  | 1     | 75     | .....    | .....  | .....  | .....  | .....  | .....  |
| Building .....           | 5        | 600     | 38      | 3664   | .....   | .....  | 7     | 840    | .....    | .....  | .....  | .....  | .....  | .....  |
| Total tonnage—           |          |         |         |        |         |        |       |        |          |        |        |        |        |        |
| Built .....              | 404      | 1275429 | 358     | 543294 | 249     | 329676 | 69    | 208919 | 226      | 291872 | 216    | 242285 | 90     | 215700 |
| Building .....           | 73       | 491426  | 126     | 277771 | 92      | 222870 | 66    | 236575 | 30       | 166310 | 15     | 80422  | 49     | 35798  |
| Total tonnage .....      | 477      | 1766855 | 484     | 781065 | 341     | 552546 | 135   | 507494 | 261      | 458482 | 231    | 322707 | 139    | 251498 |

In the above table all gunboats, converted merchantmen, auxiliary vessels, auxiliary vessels and antiquated craft are omitted. The figures are for 1901.

## GREAT OCEAN STEAMSHIPS.

[From the Scientific American.]

| SHIP.               | Date. | Length over all |       |       | Be'm | D'pth  | Displace-ment. | Gross tonnage. |       | Speed. |
|---------------------|-------|-----------------|-------|-------|------|--------|----------------|----------------|-------|--------|
|                     |       | Feet.           | Feet. | Feet. |      |        |                | Tons.          | Tons. |        |
| Great Eastern.....  | 1858  | 692             | 83    | 57½   |      | 27,000 | 18,915         | 14½            |       |        |
| Paris.....          | 1888  | 500             | 63    | 42    |      | 15,000 | 10,500         | 20             |       |        |
| Teutonic.....       | 1890  | 585             | 57½   | 42    |      | 13,800 | 9,984          | 20             |       |        |
| St. Paul.....       | 1895  | 554             | 63    | 42    |      | 16,000 | 11,600         | 21             |       |        |
| Lucania.....        | 1893  | 625             | 65    | 41½   |      | 19,000 | 12,950         | 22             |       |        |
| Kaiser Wilhelm..... | 1897  | 649             | 66    | 45    |      | 21,000 | 14,349         | 22.8           |       |        |
| Oceanic.....        | 1899  | 705             | 68    | 49    |      | 32,500 | 17,274         | 21             |       |        |
| Deutschland.....    | 1890  | 636             | 67    | 40½   |      | 23,500 | 15,540         | 23.5           |       |        |
| Celtic.....         | 1901  | 700             | 75    | 49    |      | 37,700 | 20,880         | 16             |       |        |

## NET TONNAGE OF VESSELS IN THE FOREIGN TRADE.

| FISCAL YEAR ENDED JUNE 30. | ENTERED AMERICAN PORTS |            | CLEARED FROM AM. PORTS |            |
|----------------------------|------------------------|------------|------------------------|------------|
|                            | American.              | Foreign.   | American.              | Foreign.   |
| 1896 .....                 | 5,196,310              | 15,792,894 | 5,329,569              | 16,085,986 |
| 897 .....                  | 5,525,328              | 18,234,922 | 5,618,142              | 18,091,053 |
| 18. 8. ....                | 5,240,046              | 20,339,353 | 5,111,447              | 20,636,785 |
| 18. 9. ....                | 5,340,630              | 20,770,155 | 5,471,752              | 20,794,224 |
| 19. 0. ....                | 6,135,652              | 22,027,353 | 6,208,918              | 22,072,223 |
| 1901 .....                 | 6,396,301              | 23,435,084 | 6,466,155              | 23,467,565 |

## AUTOMOBILES IN FRANCE.

Official statistics show that there were 5,286 automobiles in France in 1900, or 3,614 more than in 1899. The figures for 1901 are not available, but it is believed they will show an even greater increase.

SIMPLE INTEREST TABLE.

NOTE—To find the amount of interest at 2½ per cent on any given sum, divide the amount given for the same sum in the table at 5 per cent by 2; at 3½ per cent divide the amount at 7 per cent by 2, etc.

| TIME.     | 1 day. | 2 days. | 3 days. | 4 days. | 5 days. | 6 days. | 7 days. | 8 days. | 9 days. | 10 days. | 20 days. | 1 mo. | 2 mos. | 3 mos. | 4 mos. | 5 mos. | 6 mos. | 1 year. |
|-----------|--------|---------|---------|---------|---------|---------|---------|---------|---------|----------|----------|-------|--------|--------|--------|--------|--------|---------|
| Amt. Int. | 4      | 4       | 4       | 4       | 4       | 4       | 4       | 4       | 4       | 4        | 4        | 4     | 4      | 4      | 4      | 4      | 4      | 4       |
| \$1       | 5      | 6       | 7       | 7       | 7       | 7       | 7       | 7       | 7       | 7        | 7        | 7     | 7      | 7      | 7      | 7      | 7      | 7       |
| \$2       | 5      | 6       | 7       | 7       | 7       | 7       | 7       | 7       | 7       | 7        | 7        | 7     | 7      | 7      | 7      | 7      | 7      | 7       |
| \$3       | 5      | 6       | 7       | 7       | 7       | 7       | 7       | 7       | 7       | 7        | 7        | 7     | 7      | 7      | 7      | 7      | 7      | 7       |
| \$4       | 5      | 6       | 7       | 7       | 7       | 7       | 7       | 7       | 7       | 7        | 7        | 7     | 7      | 7      | 7      | 7      | 7      | 7       |
| \$5       | 5      | 6       | 7       | 7       | 7       | 7       | 7       | 7       | 7       | 7        | 7        | 7     | 7      | 7      | 7      | 7      | 7      | 7       |
| \$10      | 5      | 6       | 7       | 7       | 7       | 7       | 7       | 7       | 7       | 7        | 7        | 7     | 7      | 7      | 7      | 7      | 7      | 7       |
| \$25      | 5      | 6       | 7       | 7       | 7       | 7       | 7       | 7       | 7       | 7        | 7        | 7     | 7      | 7      | 7      | 7      | 7      | 7       |
| \$50      | 5      | 6       | 7       | 7       | 7       | 7       | 7       | 7       | 7       | 7        | 7        | 7     | 7      | 7      | 7      | 7      | 7      | 7       |
| \$100     | 5      | 6       | 7       | 7       | 7       | 7       | 7       | 7       | 7       | 7        | 7        | 7     | 7      | 7      | 7      | 7      | 7      | 7       |
| \$200     | 5      | 6       | 7       | 7       | 7       | 7       | 7       | 7       | 7       | 7        | 7        | 7     | 7      | 7      | 7      | 7      | 7      | 7       |
| \$300     | 5      | 6       | 7       | 7       | 7       | 7       | 7       | 7       | 7       | 7        | 7        | 7     | 7      | 7      | 7      | 7      | 7      | 7       |
| \$500     | 5      | 6       | 7       | 7       | 7       | 7       | 7       | 7       | 7       | 7        | 7        | 7     | 7      | 7      | 7      | 7      | 7      | 7       |
| \$1,000   | 5      | 6       | 7       | 7       | 7       | 7       | 7       | 7       | 7       | 7        | 7        | 7     | 7      | 7      | 7      | 7      | 7      | 7       |

RIGHT WEIGHT FOR HEALTH.

Table showing the proper weights of men and women of given heights, the greatest healthy weight of each and the lowest healthy weight for either.

| HEIGHT.         | Men. |          | Women. |          | Low-est. | HEIGHT.          | Men. |          | Women. |          | Low-est. |
|-----------------|------|----------|--------|----------|----------|------------------|------|----------|--------|----------|----------|
|                 | Lbs. | % added. | Lbs.   | % added. |          |                  | Lbs. | % added. | Lbs.   | % added. |          |
| 5 feet 1 inch.. | 120  | 128½     | 110    | 118      | 96       | 5 feet 7 inches  | 148  | 158½     | 148    | 158½     | 118      |
| 5 feet 2 inches | 126  | 135      | 114    | 122      | 101      | 5 feet 8 inches  | 155  | 165½     | 157    | 168      | 124      |
| 5 feet 3 inches | 133  | 142½     | 121    | 129½     | 106      | 5 feet 9 inches  | 162  | 173½     | 168    | 180      | 130      |
| 5 feet 4 inches | 139  | 148½     | 128    | 137      | 111      | 5 feet 10 inches | 169  | 180½     | 174    | 186      | 135      |
| 5 feet 5 inches | 142  | 152      | 135    | 144½     | 114      | 5 feet 11 inches | 174  | 185½     | 181    | 193½     | 139      |
| 5 feet 6 inches | 145  | 155      | 139    | 149      | 116      | 6 feet.....      | 178  | 190½     | 187    | 200      | 143      |

## GIFTS AND BEQUESTS.

Notable gifts to schools in 1901.

| DONORS.                       | Recipient institution.           | Amount.    |
|-------------------------------|----------------------------------|------------|
| Alma, Mrs. F. H.              | University of Cincinnati         | \$100,000  |
| Archbold, John D.             | Syracuse university              | 400,000    |
| Armour, J. O. and Mrs. P. D.  | Armour institute                 | 1,250,000  |
| Bartlett, A. C.               | University of Chicago            | 150,000    |
| Blaine, Mrs. Emmons.          | University of Chicago            | 1,000,000  |
| Carnegie, Andrew              | Scottish universities            | 10,000,000 |
| Carnegie, Andrew              | Upper Iowa university            | 25,000     |
| Ericsson, C. F. A.            | Augustana college                | 30,000     |
| Gould, Helen                  | Vassar college                   | 10,000     |
| Grant, W. T.                  | Louisville Presbyterian seminary | 200,000    |
| Hanna, Mark                   | Kenyon college                   | 50,000     |
| Hill, James J.                | Yale university                  | 100,000    |
| How, Mrs. Eliza A.            | Washington university, Missouri  | 100,000    |
| Kelly, Mrs. E. G.             | University of Chicago            | 15,000     |
| Kent, Albert E.               | Yale university                  | 50,000     |
| Little, H. S.                 | Princeton university             | 100,000    |
| Milliken, James               | Milliken university              | 150,000    |
| Morgan, J. P.                 | Harvard university               | 1,000,000  |
| McCormick, Nettie and Stanley | McCormick seminary               | 45,000     |
| McPherson, Mrs. E. J.         | Yale university                  | 750,000    |
| Newcombe, Mrs. Joseph L.      | Tulane university                | 3,000,000  |
| Falmer, Gen. J. W.            | Colorado college                 | 100,000    |
| Pearsons, D. K.               | Beloit college                   | 200,000    |
| Pearsons, D. K.               | Carlton college                  | 50,000     |
| Pearsons, D. K.               | Bethany college                  | 25,000     |
| Pearsons, D. K.               | Fairmont college                 | 50,000     |
| Pearsons, D. K.               | Fargo college                    | 50,000     |
| Pearsons, D. K.               | Illinois college                 | 50,000     |
| Robinson, Mr. and Mrs. N. M.  | Harvard university               | 300,000    |
| Rockefeller, John D.          | Brown university                 | 250,000    |
| Rockefeller, John D.          | Cornell university               | 250,000    |
| Rockefeller, John D.          | Rochester university             | 200,000    |
| Rockefeller, John D.          | Institute for Medical Research   | 200,000    |
| Rockefeller, John D.          | Vassar college                   | 110,000    |
| Sallsbury, E. C. (estate)     | Yale university                  | 100,000    |
| Scammon, Mrs. J. Y.           | University of Chicago            | 60,000     |
| Severance, L. H.              | Oberlin university               | 40,000     |
| Silliman, Benjamin D.         | Yale university                  | 100,000    |
| Silliman, Benjamin D.         | Columbia university              | 10,000     |
| Stokes, the Rev. A. P.        | Yale university                  | 100,000    |
| Stokes, the Misses            | Yale university                  | 60,000     |
| Vanderbilt, F. W.             | Yale university                  | 100,000    |
| Warner, Ezra J.               | Middlebury college               | 12,000     |
| Wells, David A. (estate)      | Williams college                 | 80,000     |
| Unnamed friend                | Columbia university              | 100,000    |
| Unnamed friend                | Yale university                  | 75,000     |
| Unnamed friend                | Princeton university             | 60,000     |
| Unnamed friend                | Smith college                    | 100,000    |
| Unnamed friend                | Oberlin college                  | 50,000     |

In most of the above cases the amounts were given on condition that the beneficiary institutions raise similar sums through subscriptions from alumni and other friends. The total amount given is therefore about twice as much as indicated in the list.

## ANDREW CARNEGIE'S GIFTS.

In the course of the year 1901 Mr. Carnegie added many millions to the grand total of his contributions to schools, libraries, churches and other institutions, besides setting aside an immense sum for the benefit of his old employes. His more important gifts are included in the following list:

|                                   |             |
|-----------------------------------|-------------|
| Trust fund for Carnegie employes  | \$5,000,000 |
| New York branch libraries         | 5,200,000   |
| Glasgow university                | 2,500,000   |
| Edinburgh university              | 2,500,000   |
| Aberdeen university               | 2,000,000   |
| St. Andrew's university           | 2,500,000   |
| St. Louis library                 | 1,000,000   |
| Glasgow libraries                 | 500,000     |
| San Francisco library             | 750,000     |
| Seattle (Wash.) library           | 200,000     |
| Richmond (Va.) library (declined) | 100,000     |
| Leadville (Col.) library          | 100,000     |

|                                 |           |
|---------------------------------|-----------|
| Syracuse (N. Y.) library        | \$280,000 |
| Conneaut (O.) library           | 100,000   |
| Springfield (Ill.) library      | 75,000    |
| Davenport (Iowa) library        | 75,000    |
| Decatur (Ill.) library          | 60,000    |
| Rockford (Ill.) library         | 60,000    |
| Racine (Wis.) library           | 50,000    |
| Easton (Pa.) library            | 50,000    |
| Ottumwa (Iowa) library          | 50,000    |
| Anora (Ill.) library            | 50,000    |
| Galesburg (Ill.) library        | 50,000    |
| Marion (Ind.) library           | 50,000    |
| Muncie (Ind.) library           | 50,000    |
| Yonkers (N. Y.) library         | 50,000    |
| Canton (O.) library             | 50,000    |
| Lewiston (Me.) library          | 50,000    |
| Niagara Falls (N. Y.) library   | 50,000    |
| Vancouver (B. C.) library       | 50,000    |
| Motherwell (Scotland) town hall | 50,000    |



DIFFERENCE IN TIME.

|                                    |          |
|------------------------------------|----------|
| Joplin (Mo.) library.....          | \$40,000 |
| Jacksonville (Ill.) library.....   | 40,000   |
| New Castle (Pa.) library.....      | 40,000   |
| Moline (Ill.) library.....         | 37,000   |
| Mount Vernon (N. Y.) library.....  | 35,000   |
| Janesville (Wis.) library.....     | 30,000   |
| Upper Iowa university.....         | 25,000   |
| St. Cloud (Minn.) library.....     | 25,000   |
| Lincoln (Ill.) library.....        | 25,000   |
| Peru (Ind.) library.....           | 25,000   |
| Ogden (Utah) library.....          | 25,000   |
| Waukegan (Ill.) library.....       | 25,000   |
| Hempstead (L. I.) library.....     | 25,000   |
| Sioux Falls (S. D.) library.....   | 25,000   |
| Jackson (Tenn.) library.....       | 25,000   |
| Sheboygan (Wis.) library.....      | 25,000   |
| Beloit (Wis.) library.....         | 25,000   |
| Wabash (Ind.) library.....         | 20,000   |
| Perth Amboy (N. J.) library.....   | 20,000   |
| Covington (Ky.) public hall.....   | 20,000   |
| Atlanta (Ga.) library.....         | 20,000   |
| South Norwalk (Conn.) library..... | 20,000   |
| Goshen (Ind.) library.....         | 15,000   |
| Greenville (O.) library.....       | 15,000   |
| Washington (Ind.) library.....     | 15,000   |

|   |             |
|---|-------------|
| Sydney (C. B.) library.....   | \$15,000    |
| Mr. Carnegie's most notable gifts prior to 1901 included the following: |             |
| 1895. Carnegie institute, Pittsburg.....                                | \$3,860,000 |
| 1899. Cooper Union, New York.....                                       | 500,000     |
| 1890. Carnegie free library, Allegheny, Pa.....                         | 325,000     |
| 1889. Braddock (Pa.) library.....                                       | 300,000     |
| 1898. Carnegie library, Homestead, Pa.....                              | 250,000     |
| 1886. Edinburgh free public library.....                                | 250,000     |
| 1899. Birmingham university.....  | 250,000     |
| 1899. Louisville library.....   | 125,000     |
| 1899. Pennsylvania State college.....                                   | 100,000     |
| 1899. Total to thirty-four libraries.....                               | 3,503,500   |
| 1900. Total to twenty-seven libraries.....                              | 815,000     |

In addition to the above sums Mr. Carnegie has given many thousands of dollars for the maintenance of libraries established by him, for church organs in this country and in Europe and for the benefit of minor educational institutions. The grand total of his gifts up to Dec. 1, 1901, has been estimated at more than \$25,000,000.

DR. D. K. PEARSONS' GIFTS.

No complete list of Dr. D. K. Pearsons' gifts to schools and other institutions is available, but the following is thought to be correct so far as it goes. Conditional gifts not yet paid are indicated by a \*:

|  |           |
|--|-----------|
| Beloit college, Beloit, Wis.....           | \$495,000 |
| Chicago Theological seminary.....          | 280,000   |
| Colorado college, Col. Springs, Col.....   | 200,000   |
| Berea college, Kentucky.....               | 150,000   |
| Mount Holyoke college, Mass.....           | 150,000   |
| Lake Forest university.....                | 125,000   |
| Whitman college, Oregon.....               | 120,000   |
| Drury college, Springfield, Mo.....        | 100,000   |
| Knox college, Ill.....                     | 100,000   |
| Yankton college, South Dakota.....         | 100,000   |
| Presbyterian hospital, Chicago.....        | 70,000    |
| Pacific university, Oregon.....            | 60,000    |
| Fairmont college, Wichita, Kas.....        | 50,000    |
| Fargo college, Fargo, N. D.....            | 50,000    |
| Illinois college, Jacksonville, Ill.*..... | 50,000    |

|   |             |
|---|-------------|
| Pomona college, California.....         | \$50,000    |
| McCormick Theo. seminary, Chicago.....  | 50,000      |
| Carleton college, Northfield, Minn..... | 50,000      |
| Chicago Y. M. C. A.....                 | 40,000      |
| Northwestern university.....            | 30,000      |
| Marletta college, Ohio.....             | 25,000      |
| McKendree college, Lebanon, Ill.....    | 25,000      |
| Bethany college, Lunnboro, Kas.*.....   | 25,000      |
| Olivet college, Michigan.....           | 25,000      |
| Sheridan college, Wyoming.....          | 25,000      |
| Anatona college, Turkey.....            | 20,000      |
| Grand Prairie seminary, Onaga, Ill..... | 20,000      |
| Presbyterian board of missions.....     | 20,000      |
| Woman's board of foreign missions.....  | 20,000      |
| Art institute, Chicago.....             | 15,000      |
| Chicago City Missionary society.....    | 12,000      |
| First Presbyterian church, Chicago..... | 10,000      |
| Public library, Bradford, Vt.....       | 2,000       |
| Other gifts.....                        | 536,000     |
| Total.....                              | \$3,100,000 |

MISCELLANEOUS GIFTS AND BEQUESTS.

|  |             |
|--|-------------|
| Jacob S. Rogers to Metropolitan Museum of Art.....     | \$5,000,000 |
| Martin A. Ryerson to Grand Rapids (Mich.) library..... | 150,000     |
| A. A. Ryder to Marengo (Ill.) library.....             | 25,000      |

|   |          |
|---|----------|
| Marshall Field to Chicago Home for Incurables.....  | \$50,000 |
| Charles H. Hackley to Muskegon (Mich.) library..... | 25,000   |
| H. W. Jackson, various institutions.....            | 24,000   |

DIFFERENCE IN TIME.

By noting the variation in time between the cities representing the eastern, central, mountain and Pacific divisions in the United States and those in Alaska, Hawaii, Porto Rico and the Philippines and in foreign countries the variation in time between all the other cities in the United States and the places named may be easily calculated. The time in all cases except where otherwise specified is local or actual time.

When it is 12 o'clock noon on Monday, eastern time, in New York the corresponding time in the cities named below is:

|                               |                     |
|-------------------------------|---------------------|
| Chicago (central time).....   | 11:00 a. m., Monday |
| Denver (mountain time).....   | 10:00 a. m., Monday |
| S. Francisco (Pac. time)..... | 9:00 a. m., Monday  |
| Sitka, Alaska.....            | 7:53 a. m., Monday  |
| Honolulu.....                 | 6:23 a. m., Monday  |
| Havana, Cuba.....             | 11:30 a. m., Monday |
| San Juan, Porto Rico.....     | 12:35 p. m., Monday |
| Dublin.....                   | 4:34 p. m., Monday  |
| Edinburgh.....                | 4:47 p. m., Monday  |
| London.....                   | 5:00 p. m., Monday  |

|                        |                      |
|------------------------|----------------------|
| Paris.....             | 5:09 p. m., Monday   |
| Berlin.....            | 5:53 p. m., Monday   |
| Vienna.....            | 6:05 p. m., Monday   |
| Rome.....              | 5:49 p. m., Monday   |
| Brussels.....          | 5:17 p. m., Monday   |
| The Hague.....         | 5:17 p. m., Monday   |
| Copenhagen.....        | 5:50 p. m., Monday   |
| Christiania.....       | 5:42 p. m., Monday   |
| Stockholm.....         | 6:12 p. m., Monday   |
| St. Petersburg.....    | 7:01 p. m., Monday   |
| Constantinople.....    | 6:56 p. m., Monday   |
| City of Mexico.....    | 10:24 a. m., Monday  |
| Valparaiso, Chile..... | 12:13 p. m., Monday  |
| Madrid.....            | 4:45 p. m., Monday   |
| Bern.....              | 5:29 p. m., Monday   |
| Calcutta, India.....   | 10:53 p. m., Monday  |
| Pretoria.....          | 6:55 p. m., Monday   |
| Rio de Janeiro.....    | 2:07 p. m., Monday   |
| Pekin.....             | 12:45 a. m., Tuesday |
| Manila.....            | 1:03 a. m., Tuesday  |
| Tokyo.....             | 2:18 a. m., Tuesday  |
| Melbourne.....         | 2:39 a. m., Tuesday  |
| Sydney.....            | 3:04 a. m., Tuesday  |
| Apia, Samoa.....       | 5:33 a. m., Tuesday  |

## PRESIDENTS AND THEIR CABINETS.

| PRESIDENTS<br>AND<br>VICE-PRESIDENTS. | <i>Inaugu-<br/>rated.</i> | <i>Secretaries of state.</i> | <i>Secretaries of the<br/>treasury.</i> | <i>Secretaries of war.</i> |
|---------------------------------------|---------------------------|------------------------------|---|----------------------------|
| *George Washington.....               | 1789                      | T. Jefferson.....1789        | Alex. Hamilton...1789                   | Henry Knox...1789          |
| *John Adams.....                      | 1789                      | E. Randolph.....1794         | Oliver Wolcott...1795                   | T. Pickering...1795        |
|                                       |                           | T. Pickering.....1795        |   | Jas. McHenry...1796        |
| John Adams.....                       | 1797                      | T. Pickering....1797         | Oliver Wolcott...1797                   | Jas. McHenry...1797        |
| Thomas Jefferson.....                 | 1797                      | John Marshall...1800         | Samuel Dexter...1801                    | John Marshall...1800       |
|                                       |                           |                              |   | Sam'l Dexter...1800        |
|                                       |                           |                              |   | R. Griswold...1801         |
| *Thomas Jefferson.....                | 1801                      | James Madison...1801         | Samuel Dexter...1801                    | H. Dearborn...1801         |
| Aaron Burr.....                       | 1801                      |                              | Albert Gallatin...1801                  |                            |
| *George Clinton.....                  | 1805                      |                              |   |                            |
| *James Madison.....                   | 1809                      | Robert Smith...1809          | Albert Gallatin...1809                  | Wm. Eustis...1809          |
| †George Clinton.....                  | 1809                      | James Monroe...1811          | G. W. Campbell...1814                   | J. Armstrong...1813        |
| Elbridge Gerry.....                   | 1813                      |                              | A. J. Dallas.....1814                   | James Monroe...1814        |
|                                       |                           |                              | W. H. Crawford...1816                   | W. H. Crawford...1815      |
| *James Monroe.....                    | 1817                      | J. Q. Adams.....1817         | W. H. Crawford...1817                   | Isaac Shelby...1817        |
| *Daniel D. Tompkins.....              | 1817                      |                              |   | Geo. Graham...1817         |
|                                       |                           |                              |   | J. C. Calhoun...1817       |
| John Q. Adams.....                    | 1825                      | Henry Clay.....1825          | Richard Rush....1825                    | Jas. Barbour...1825        |
| *John C. Calhoun.....                 | 1825                      |                              |   | Peter B. Porter...1828     |
| *Andrew Jackson.....                  | 1829                      | M. Van Buren...1829          | Sam. D. Ingham...1829                   | John H. Eaton...1829       |
| †John C. Calhoun.....                 | 1829                      | E. Livingston...1831         | Louis McLane...1831                     | Lewis Cass...1831          |
| Martin Van Buren.....                 | 1833                      | Louis McLane...1833          | W. J. Duane.....1833                    | B. F. Butler...1837        |
|                                       |                           | John Forsyth...1834          | Roger B. Taney...1833                   |                            |
|                                       |                           |                              | Levi Woodbury...1834                    |                            |
| Martin Van Buren.....                 | 1837                      | John Forsyth...1837          | Levi Woodbury...1837                    | Joel R. Poinsett...1837    |
| Richard M. Johnson.....               | 1837                      |                              |   |                            |
| †William H. Harrison.....             | 1841                      | Daniel Webster...1841        | Thos. Ewing.....1841                    | John Bell.....1841         |
| John Tyler.....                       | 1841                      |                              |   |                            |
| John Tyler.....                       | 1841                      | Daniel Webster...1841        | Thos. Ewing.....1841                    | John Bell.....1841         |
|                                       |                           | Hugh S. Legare...1843        | Walter Forward...1841                   | John McLean...1841         |
|                                       |                           | Abel P. Upshur...1843        | John C. Spencer...1843                  | J. C. Spencer...1841       |
|                                       |                           | John C. Calhoun...1844       | Geo. M. Bibb....1844                    | Jas. M. Porter...1843      |
|                                       |                           |                              |   | Wm. Wilkins...1844         |
| James K. Polk.....                    | 1845                      | James Buchanan...1845        | Robt. J. Walker...1845                  | Wm. L. Marcy...1845        |
| George M. Dallas.....                 | 1845                      |                              |   |                            |
| †Zachary Taylor.....                  | 1849                      | John M. Clayton...1849       | Wm. M. Meredith...1849                  | G. W. Crawford...1849      |
| Millard Fillmore.....                 | 1849                      |                              |   |                            |
| Millard Fillmore.....                 | 1850                      | Daniel Webster...1850        | Thomas Corwin...1850                    | C. M. Conrad...1850        |
|                                       |                           | Edward Everett...1852        |   |                            |
| Franklin Pierce.....                  | 1853                      | W. M. Marcy.....1853         | James Guthrie...1853                    | Jefferson Davis...1853     |
| †William R. King.....                 | 1853                      |                              |   |                            |
| James Buchanan.....                   | 1857                      | Lewis Cass.....1857          | Howell Cobb....1857                     | John B. Floyd...1857       |
| John C. Breckinridge.....             | 1857                      | J. S. Black.....1860         | Philip F. Thomas...1860                 | Joseph Holt...1861         |
|                                       |                           |                              | John A. Dix.....1861                    |                            |
| *†Abraham Lincoln... ..               | 1861                      | W. H. Seward....1861         | Salmon P. Chase...1861                  | S. Cameron....1861         |
| Hannibal Hamlin.....                  | 1861                      |                              | W. P. Fessenden...1864                  | E. M. Stanton...1862       |
| Andrew Johnson.....                   | 1865                      |                              | Hugh McCulloch...1865                   |                            |
| Andrew Johnson.....                   | 1865                      | W. H. Seward....1865         | Hugh McCulloch...1865                   | E. M. Stanton...1865       |
|                                       |                           |                              |   | U. S. Grant...1867         |
|                                       |                           |                              |   | L. Thomas....1868          |
|                                       |                           |                              |   | J. M. Schofield...1868     |
| *Ulysses S. Grant.....                | 1869                      | E. B. Washburn...1869        | Geo. S. Boutwell...1869                 | J. A. Rawlins...1869       |
| Schuyler Colfax.....                  | 1869                      | Hamilton Fish...1869         | W. A. Richardson...1873                 | W. T. Sherman...1869       |
| †Henry Wilson.....                    | 1873                      |                              | Benj. J. Bristow...1874                 | W. W. Belknap...1869       |
|                                       |                           |                              | Lot M. Morrill...1876                   | Alphonso Taft...1876       |
|                                       |                           |                              |   | J. D. Cameron...1876       |
| Rutherford B. Hayes.....              | 1877                      | W. M. Evarts....1877         | John Sherman...1877                     | G. W. McCrary...1877       |
| William A. Wheeler.....               | 1877                      |                              |   | Alex. Ramsey...1879        |

(Continued on page 72.)

\* Elected two consecutive terms. † Died while in office. ‡ Resigned.

## PRESIDENTS AND THEIR CABINETS.—CONTINUED.

| <i>Secretaries of the navy.</i>   | <i>*Secretaries of the interior.</i>                                       | <i>†Postmasters-general.</i>  | <i>Attorney-generals.</i>   |
|---|--|---|---|
| Benjamin Stoddert....1798   |  | Samuel Osgood...1789<br>Timothy Pickering...1791<br>Jos. Habersham...1795<br>Jos. Habersham...1797    | E. Randolph....1789<br>Wm. Bradford...1794<br>Charles Lee.....1795<br>Charles Lee.....1797<br>Theo. Parsons...1801  |
| Benjamin Stoddert....1801<br>Robert Smith.....1801<br>Jacob Crowninshield..1805   |  | Jos. Habersham...1801<br>Gideon Granger...1801  | Levi Lincoln.....1801<br>Robt. Smith.....1805<br>John Breck-<br>inridge.....1805<br>C. A. Rodney....1807            |
| Paul Hamilton.....1809<br>William Jones.....1813<br>B. W. Crowninshield..1814   |  | Gideon Granger...1809<br>R. J. Meigs, Jr.....1814   | C. A. Rodney....1809<br>Wm. Pinckney...1811<br>William Rush...1814  |
| B. W. Crowninshield..1817   |  | R. J. Meigs, Jr....1817<br>John McLean.....1823   | William Rush...1817<br>William Wirt...1817  |
| Smith Thompson.....1818<br>S. L. Southard.....1823<br>S. L. Southard.....1825   |  | John McLean.....1825  | William Wirt...1825   |
| John Branch.....1829<br>Levi Woodbury.....1831<br>Mahlon Dickerson....1834  |  | Wm. T. Barry.....1829<br>Amos Kendall.....1835  | John M. Berrien..1829<br>Roger B. Taney..1831<br>B. F. Butler.....1833  |
| Mahlon Dickerson....1835  |  | Amos Kendall.....1837<br>John M. Niles.....1840   | B. F. Butler.....1837<br>Felix Grundy...1838<br>H. D. Gilpin.....1840   |
| George E. Badger.....1841   |  | Francis Granger...1841  | J. J. Crittenden..1841  |
| George E. Badger.....1841<br>Abel P. Upshur.....1841<br>David Henshaw.....1843<br>Thomas W. Gilmer...1844<br>John Y. Mason.....1844<br>George Bancroft.....1845<br>John Y. Mason.....1846 |  | Francis Granger...1841<br>C. A. Wickliffe....1841   | J. J. Crittenden..1841<br>Hugh S. Legare..1841<br>John Nelson.....1843  |
| William B. Preston...1849   | Thomas Ewing....1849   | Cave Johnson.....1845<br>Jacob Collamer....1849   | John Y. Mason..1845<br>Nathan Clifford..1846<br>Isaac Toucey....1848<br>Reverdy Johnson1849                         |
| William A. Graham...1850<br>John P. Kennedy.....1852  | Thomas A. Pearce..1850<br>T. M. T. McKernon1850<br>A. H. H. Stuart....1850 | Nathan K. Hall....1850<br>Sam D. Hubbard...1852   | J. J. Crittenden..1850  |
| James C. Dobbin.....1853  | Robt. McClelland..1853   | James Campbell...1853   | Caleb Cushing...1853  |
| Isaac Toucey.....1857   | Jacob Thompson..1857   | Aaron V. Brown...1857<br>Joseph Holt.....1859   | J. S. Black.....1857<br>Edw. M. Stanton.1860  |
| Gideon Welles.....1861  | Caleb B. Smith....1861<br>John P. Usher.....1863                           | Montgomery Blair.1861<br>William Dennison.1864  | Edward Bates...1861<br>Titian J. Coffey..1863<br>James Speed.....1864   |
| Gideon Welles.....1865  | John P. Usher.....1865<br>James Harlan.....1865<br>O. H. Browning....1866  | William Dennison.1865<br>A. W. Randall.....1866   | James Speed....1865<br>Henry Stanberry 1866<br>Wm. M. Everts...1868   |
| Adolph E. Borie.....1869<br>George M. Robeson...1869  | Jacob D. Cox.....1869<br>Columbus Delano..1870<br>Zach Chandler....1875    | J. A. J. Cresswell..1869<br>Jas. W. Marshall..1874<br>Marshall Jewell...1874<br>James N. Tyner...1876 | E. R. Hoar.....1869<br>A. T. Ackerman..1870<br>Geo. H. Williams.1871<br>Edw. Pierpont..1875<br>Alphonso Taft...1876 |
| R. W. Thompson.....1877<br>Nathan Goff, Jr.....1881   | Carl Schurz.....1877   | David M. Key.....1877<br>Horace Maynard..1880   | Chas. Devens....1877  |

(Continued on page 73.)

\* This department was established by an act of Congress March 3, 1849.

† Not a cabinet officer until 1829.

## PRESIDENTS AND THEIR CABINETS.—CONTINUED FROM PAGE 70.

| PRESIDENTS AND VICE-PRESIDENTS. | Inaugurated. | Secretaries of state.        | Secretaries of the treasury.   | Secretaries of war.   |
|---------------------------------|--------------|------------------------------|--|-----------------------|
| James A. Garfield.....          | 1881         | James G. Blaine, 1881        | Wm. Windom.....1881  | R. T. Lincoln...1881  |
| Chester A. Arthur.....          | 1881         |                              |  |                       |
| Chester A. Arthur.....          | 1881         | F. T. Frelinghuysen.....1881 | Chas. J. Folger...1881<br>W. Q. Gresham...1884<br>Hugh McCulloch, 1884 | R. T. Lincoln...1881  |
| Grover Cleveland.....           | 1885         | Thos. F. Bayard, 1885        | Dan. Manning...1885<br>Chas. S. Fairchild, 1887                        | W. C. Endicott, 1885  |
| Thos. A. Hendricks.....         | 1885         |                              |  |                       |
| Benjamin Harrison.....          | 1889         | James G. Blaine, 1889        | Wm. Windom.....1889  | R. Proctor.....1889   |
| Levi P. Morton.....             | 1889         | John W. Foster...1889        | Chas. Foster.....1891  | S. B. Elkins.....1891 |
| Grover Cleveland.....           | 1893         | W. Q. Gresham...1893         | John G. Carlisle, 1893   | D. S. Lamont...1893   |
| Adlai E. Stevenson.....         | 1893         | Richard Olney...1895         |  |                       |
| *William McKinley.....          | 1897         | John Sherman...1897          | Lyman J. Gage...1897   | R. A. Alger.....1897  |
| †Garret A. Hobart.....          | 1897         | Wm. R. Day.....1897          |  | Elihu Root.....1899   |
| Theodore Roosevelt.....         | 1901         | John Hay.....1898            |  |                       |
| Theodore Roosevelt.....         | 1901         | John Hay.....1901            | Lyman J. Gage...1901   | Elihu Root.....1901   |

\* Elected two consecutive terms. † Died while in office.

## SPEAKERS OF THE HOUSE.

| CONGRESS. | Years.  | Name.              | State. | Born | Died. | CONGRESS. | Years.  | Name.             | State. | Born | Died. |
|-----------|---------|--------------------|--------|------|-------|-----------|---------|-------------------|--------|------|-------|
| 1.....    | 1789-91 | F. A. Muhlenberg   | Pa.    | 1750 | 1801  | 28.....   | 1843-45 | J. W. Jones.....  | Va.    | 1805 | 1848  |
| 2.....    | 1791-93 | J. Trumbull.....   | Conn.  | 1740 | 1809  | 29.....   | 1845-47 | J. W. Davis.....  | Ind.   | 1799 | 1850  |
| 3.....    | 1793-95 | F. A. Muhlenberg   | Pa.    | 1750 | 1801  | 30.....   | 1847-49 | R. C. Winthrop.   | Mass.  | 1809 | 1844  |
| 4-5.....  | 1795-99 | Jonathan Dayton    | N. J.  | 1760 | 1824  | 31.....   | 1849-51 | Howell Cobb.....  | Ga.    | 1815 | 1868  |
| 6.....    | 1799-01 | Theo. Sedgwick.    | Mass.  | 1746 | 1813  | 32-33...  | 1851-55 | Linn Boyd.....    | Ky.    | 1800 | 1869  |
| 7-9.....  | 1801-07 | Nathan'l Macon.    | N. C.  | 1757 | 1837  | 34.....   | 1856-57 | N. P. Banks.....  | Mass.  | 1816 | 1894  |
| 10-11...  | 1807-11 | J. B. Varnum.....  | Mass.  | 1750 | 1821  | 35.....   | 1857-59 | James L. Orr..... | S. C.  | 1822 | 1873  |
| 12-13...  | 1811-14 | Henry Clay.....    | Ky.    | 1777 | 1852  | 36.....   | 1860-61 | W. Pennington.    | N. J.  | 1796 | 1862  |
| 13.....   | 1814-15 | Langdon Cheves.    | S. C.  | 1776 | 1857  | 37.....   | 1861-63 | G. A. Grow.....   | Pa.    | 1823 | 1873  |
| 14-16...  | 1815-20 | Henry Clay.....    | Ky.    | 1777 | 1852  | 38-40...  | 1863-69 | S. Colfax.....    | Ind.   | 1823 | 1885  |
| 16.....   | 1820-21 | J. W. Taylor.....  | N. Y.  | 1784 | 1854  | 41-43...  | 1869-75 | J. G. Blaine..... | Me.    | 1830 | 1893  |
| 17.....   | 1821-23 | P. P. Barbour..... | Va.    | 1788 | 1841  | 44.....   | 1875-76 | M. C. Kerr.....   | Ind.   | 1827 | 1876  |
| 18.....   | 1823-25 | Henry Clay.....    | Ky.    | 1777 | 1852  | 44-46...  | 1876-81 | S. J. Randall...  | Pa.    | 1828 | 1890  |
| 19.....   | 1825-27 | J. W. Taylor.....  | N. Y.  | 1784 | 1854  | 47.....   | 1881-83 | J. W. Keifer..... | O.     | 1836 | 1896  |
| 20-23...  | 1827-34 | A. Stevenson.....  | Va.    | 1784 | 1857  | 48-50...  | 1883-89 | J. G. Carlisle... | Ky.    | 1835 | 1895  |
| 23.....   | 1834-35 | John Bell.....     | Tenn.  | 1797 | 1869  | 51.....   | 1889-91 | Thomas B. Reed.   | Me.    | 1839 | 1899  |
| 24-25...  | 1835-39 | James K. Polk..... | Tenn.  | 1795 | 1849  | 52-53...  | 1891-95 | C. F. Crisp.....  | Ga.    | 1845 | 1896  |
| 26.....   | 1839-41 | R. M. T. Hunter.   | Va.    | 1809 | 1887  | 54-55...  | 1895-99 | Thomas B. Reed.   | Me.    | 1839 | 1899  |
| 27.....   | 1841-43 | John White.....    | Ky.    | 1805 | 1845  | 56.....   | 1899-01 | D. B. Henderson   | Ia.    | 1840 | 1899  |

## AMERICAN HALL OF FAME.

"The Hall of Fame for Great Americans" was built by the University of New York in 1900-1901 from the proceeds of a bequest of \$100,000 made for that purpose. The building forms part of the university quadrangle on University heights, overlooking Harlem river. It is designed to contain tablets and other memorials to 150 distinguished native-born Americans who shall have been at least ten years dead. Names are selected by a board of 100 electors made up of educators, historians, publicists, editors and authors. Fifty were to be selected in 1901 and five each year thereafter, but only twenty-nine were agreed upon; the other twenty-one for 1901 will be chosen in 1902. On the 30th of May, 1901, the hall was dedicated and tablets in memory of twenty-nine great Americans were unveiled. The names follow in the order of preference shown them by the electors:

- George Washington.
- Abraham Lincoln.
- Daniel Webster.
- Benjamin Franklin.

- Ulysses S. Grant.
- John Marshall.
- Thomas Jefferson.
- Ralph Waldo Emerson.
- Henry Wadsworth Longfellow.
- Robert Fulton.
- Washington Irving.
- Jonathan Edwards.
- Samuel F. B. Morse.
- David Glasgow Farragut.
- Henry Clay.
- Nathaniel Hawthorne.
- George Peabody.
- Robert E. Lee.
- Peter Cooper.
- Ell Whitney.
- John James Audubon.
- Horace Mann.
- Henry Ward Beecher.
- James Kent.
- Joseph Story.
- John Adams.
- William Ellery Channing.
- Gilbert Stuart.
- Asa Gray.

PRESIDENTS AND THEIR CABINETS.—CONTINUED FROM PAGE 71.

| Secretaries of the navy.   | *Secretaries of the interior.              | Postmasters-general.  | Attorney-generals.  | †Secretaries of agriculture. |
|----------------------------|--|---|---|------------------------------|
| W. H. Hunt....1881         | S. J. Kirkwood.1881                        | T. L. James....1881   | W. Mac Veagh 1881   |                              |
| W. E. Chandler 1881        | Hen'y M. Teller 1881                       | T. O. Howe....1881<br>W. Q. Gresham.1883<br>Frank Hatton.1884 | BH Brewster.1881  |                              |
| W. C. Whitney.1885         | L. Q. C. Lamar.1885<br>Wm. F. Vilas...1888 | Wm. F. Vilas...1885<br>D.M. Dickinson.1888                    | A.H. Garland1885  | N. J. Colman.1889            |
| Benj. F. Tracy.1889        | John W. Noble.1889                         | J. Wanamaker.1889   | WHH Miller.1889   | J. M. Rusk ..1889            |
| Hilary A. Herbert.....1893 | Hoke Smith....1893<br>D. R. Francis...1896 | W. S. Bissell...1893<br>W. L. Wilson...1895                   | R. Olney.....1893<br>J. Harmon...1895                         | J. S. Morton.1893            |
| John D. Long. 1897         | C. N. Bliss.....1897<br>E.A.Hitchcock.1899 | Chas. A. Gary...1897<br>Chas. E. Smith.1898                   | J. McKenna...1897<br>J. W. Griggs...1897<br>P. C. Knox...1901 | J. Wilson.....1897           |
| John D. Long...1901        | E.A.Hitchcock.1901                         | Chas. E. Smith.1901   | P. C. Knox...1901   | J. Wilson.....1901           |

\* This department was established by an act of Congress March 3, 1849.  
† Established by an act of Congress Feb. 11, 1889.

PRESIDENTIAL VOTE (1828-1900).

| Yr.  | Candidate.    | Party.       | Popular vote. | Electoral vote. | Yr.  | Candidate.   | Party.        | Popular vote. | Electoral vote. |
|------|---------------|--------------|---------------|-----------------|------|--------------|---------------|---------------|-----------------|
| 1828 | Jackson.....  | Democrat..   | 647,231       | 178             | 1876 | Tilden.....  | Democrat..    | 4,284,885     | 184             |
| 1828 | Adams.....    | Federal....  | 509,097       | 83              | 1876 | Hayes.....   | Republican    | 4,033,950     | 185             |
| 1832 | Jackson.....  | Democrat..   | 687,502       | 219             | 1876 | Cooper.....  | Greenback..   | 81,740        | .....           |
| 1832 | Clay.....     | Whig.....    | 590,189       | 49              | 1876 | Smith.....   | Prohibition   | 9,522         | .....           |
| 1832 | Floyd.....    | Whig.....    |               | 11              | 1876 | Walker.....  | American..    | 2,636         | .....           |
| 1832 | Wirt.....     | Anti-M.....  | 33,108        |                 | 1880 | Hancock....  | Democrat..    | 4,442,035     | 154             |
| 1836 | Van Buren...} | Democrat..   | 761,549       | 170             | 1880 | Garfield.... | Republican    | 4,449,053     | 215             |
| 1836 | Harrison...}  | Whig.....    |               | 73              | 1880 | Weaver.....  | Greenback..   | 307,306       | .....           |
| 1836 | White.....    | Whig.....    |               | 26              | 1880 | Dow.....     | Prohibition   | 10,487        | .....           |
| 1836 | Webster....}  | Whig.....    | 736,656       | 14              | 1880 | PHELPS.....  | American..    | 707           | .....           |
| 1836 | Mangum....}   | Whig.....    |               | 11              | 1884 | Cleveland..  | Democrat..    | 4,911,017     | 219             |
| 1840 | Van Buren..   | Democrat..   | 1,128,702     | 60              | 1884 | Blaine.....  | Republican    | 4,848,354     | 182             |
| 1840 | Harrison...}  | Whig.....    | 1,275,017     | 234             | 1884 | Butler.....  | Greenback..   | 133,825       | .....           |
| 1840 | Birney.....   | Liberty....  | 7,059         |                 | 1884 | St John....  | Prohibition   | 151,809       | .....           |
| 1844 | Polk.....     | Democrat..   | 1,337,243     | 170             | 1888 | Cleveland..  | Democrat..    | 5,538,233     | 168             |
| 1844 | Clay.....     | Whig.....    | 1,239,068     | 105             | 1888 | Harrison...} | Republican    | 5,440,216     | 233             |
| 1844 | Birney.....   | Liberty....  | 62,300        |                 | 1888 | Streeter.... | Union Lab..   | 141,105       | .....           |
| 1848 | Taylor.....   | Whig.....    | 1,390,101     | 163             | 1888 | Fisk.....    | Prohibition   | 249,937       | .....           |
| 1848 | Cass.....     | Democrat..   | 1,220,544     | 107             | 1888 | Cowdrey....  | United Lab    | 2,808         | .....           |
| 1848 | Van Buren..   | Free Soil..  | 291,263       | 7               | 1892 | Cleveland..  | Democrat..    | 5,556,918     | 277             |
| 1852 | Pierce.....   | Democrat..   | 1,601,474     | 254             | 1892 | Harrison...} | Republican    | 5,176,108     | 145             |
| 1852 | Scott.....    | Whig.....    | 1,380,678     | 42              | 1892 | Bidwell....  | Prohibition   | 264,133       | .....           |
| 1852 | Hale.....     | Free Soil..  | 156,149       |                 | 1892 | Weaver.....  | People's....  | 1,041,028     | 22              |
| 1856 | Buchanan...}  | Democrat..   | 1,838,169     | 174             | 1892 | Wing.....    | Socialist...} | 21,164        | .....           |
| 1856 | Fremont...}   | Republican   | 1,341,264     | 114             | 1896 | McKinley...} | Republican    | 7,104,779     | 271             |
| 1856 | Fillmore...}  | American..   | 874,534       | 8               | 1896 | Bryan.....   | Democrat..    | 6,542,925     | 176             |
| 1860 | Douglas....}  | Democrat..   | 1,375,157     | 12              | 1896 | Levering...} | Prohibition   | 132,107       | .....           |
| 1860 | Breckin'ge.}  | Democrat..   | 845,763       | 72              | 1896 | Bentley....} | National...}  | 13,969        | .....           |
| 1860 | Lincoln....}  | Republican   | 1,866,352     | 180             | 1896 | Matchett...} | Soc. Labor..} | 36,274        | .....           |
| 1860 | Bel.....      | Union.....   | 589,581       | 39              | 1896 | Palmer.....  | Nat. Dem...}  | 133,148       | .....           |
| 1864 | McClellan..}  | Democrat..   | 1,808,725     | 21              | 1900 | McKinley...} | Republican    | 7,217,579     | 292             |
| 1864 | Lincoln....}  | Republican   | 2,216,067     | 216             | 1900 | Bryan.....   | Democrat..    | 6,357,646     | 155             |
| 1868 | Seymour....}  | Democrat..   | 2,709,613     | 80              | 1900 | Woolley....} | Prohibition   | 201,739       | .....           |
| 1868 | Grant.....    | Republican   | 3,015,071     | 214             | 1900 | Barker.....  | People's....} | 50,251        | .....           |
| 1872 | Greeley....}  | Democrat..   | 2,534,079     | *66             | 1900 | Debs.....    | Soc. Dem...}  | 87,892        | .....           |
| 1872 | O'Conor....}  | Ind. Dem...} | 29,408        |                 | 1900 | Malloney...} | Soc. Lab...}  | 39,816        | .....           |
| 1872 | Grant.....    | Republican   | 3,597,070     | *92             | 1900 | Leonard...}  | United Chr..} | 618           | .....           |
| 1872 | Black.....    | T'mpera'ce   | 5,608         |                 | 1900 | Ellis.....   | Union R....}  | 5,698         | .....           |

\* Owing to the death of Mr. Greeley, the 66 electoral votes were variously cast. Thomas A. Hendricks receiving 42, B. Gratz Brown 18, Horace Greeley 3, Charles J. Jenkins 2, David Davis 1.

LONGEST REIGNS IN ENGLISH HISTORY.

Victoria—64 years.  
George III.—60 years.

Henry III.—56 years.  
Edward III.—50 years.

Elizabeth—45 years.  
Henry VIII.—33 years.


**WEATHER FORECASTS AND SIGNALS.**

The weather bureau of the United States department of agriculture publishes daily more than 100,000 weather bulletins, not counting the forecasts in the newspapers. Most of these bulletins are in the form of postal cards printed by postmasters from telegraphic reports and sent by them to outlying towns for display at suitable points. There is also an elaborate system of

redistribution by means of telephones and railroads from established centers, so that there are comparatively few accessible places which do not now receive daily weather forecasts within a very short time after the observers have completed their work. The old system of conveying information about the weather by means of flag displays is also in general use.

**EXPLANATION OF WEATHER FLAGS.**

No. 1.  
White flag.



Clear or fair weather.

No. 2.  
Blue flag.



Rain or snow.

No. 3.  
White and blue flag.



Local rain or snow.

No. 4.  
Black triangular flag.



Temperature.

No. 5.  
White flag with black square in center.




Cold wave.

When No. 4 is placed above No. 1, 2 or 3 it indicates warmer; when below, colder; when not displayed, the temperature is expected to remain about stationary. During the late spring and early fall the cold-wave flag is also used to indicate anticipated frosts.

**EXPLANATION OF STORM-WARNING FLAGS.**



Northwest winds. Southwest winds. Northeast winds. Southeast winds. "Hurricane" signal.



A red flag with a black center indicates that a storm of marked violence is expected. The pennants displayed with the flags indicate the direction of the wind: red, easterly (from northeast to south); white, westerly (from southwest to north). The pennant above the flag indicates that the wind is expected to blow from the northerly quadrants; below, from southerly quadrants.

By night a red light indicates easterly winds, and a white light above a red light, westerly winds.

Two red flags, with black centers, displayed one above the other, indicate the expected approach of tropical hurricanes, and also of those extremely severe and dangerous storms which occasionally move across the lakes and northern Atlantic coast. Hurricane warnings are not displayed at night.

**STEAM WHISTLE SIGNALS.**

A warning of from fifteen to twenty seconds duration is sounded to attract attention. After this warning the longer blasts (of from four to six seconds duration) refer to weather, and shorter blasts (of from one to three seconds duration) refer to temperature; those for weather are sounded first.

*Blasts.* *Indicate.*  
 One long.....Fair weather  
 Two long.....Rain or snow  
 Three long.....Local rain or snow  
 One short.....Lower temperature  
 Two short.....Higher temperature  
 Three short.....Cold wave

**THERMOMETERS COMPARED.**

There are three kinds of thermometers, with varying scales, in general use throughout the world—the Fahrenheit, Reaumur and

Centigrade. The freezing and boiling points on their scales compare as follows:

| <i>Thermometer.</i> | <i>Freezing pt.</i> | <i>Boiling pt.</i> |
|---------------------|---------------------|--------------------|
| Fahrenheit .....    | 32 degrees          | 212 degrees        |
| Reaumur .....       | zero                | 80 degrees         |
| Centigrade .....    | zero                | 100 degrees        |

The degrees on one scale are reduced to their equivalents on another by these formulas:

Fahrenheit to Reaumur—Subtract 32, multiply by four-ninths.

Fahrenheit to Centigrade—Subtract 32, multiply by five-ninths.

Reaumur to Fahrenheit—Multiply by nine-fourths, add 32.

Reaumur to Centigrade—Multiply by five-fourths.

Centigrade to Fahrenheit—Multiply by nine-fifths, add 32.

Centigrade to Reaumur—Multiply by four-fifths.

WEIGHTS AND MEASURES USED IN THE UNITED STATES.

MEASURES OF LENGTH.

|                                 |   |
|---------------------------------|---|
| 12 inches = 1 foot.             | 8 rods = 1 mile = 5,280 feet.                     |
| 3 feet = 1 yard = 36 inches.    | 1.133 miles = 1 geographic mile = 6,085 feet.     |
| 5½ yards = 1 rod = 16½ feet.    | 1.133 miles = 1 nautical(knot) mile = 6,085 feet. |
| 40 rods = 1 furlong = 660 feet. |   |

LIQUID MEASURE.

DRY MEASURE.

APOTHECARIES' WEIGHT.

|                         |                     |                        |
|-------------------------|---------------------|------------------------|
| 4 gills = 1 pint.       | 2 pints = 1 quart.  | 20 grains = 1 scruple. |
| 2 pints = 1 quart.      | 8 quarts = 1 peck.  | 3 scruples = 1 dram.   |
| 4 quarts = 1 gallon.    | 4 pecks = 1 bushel. | 8 drams = 1 ounce.     |
| 31½ gallons = 1 barrel. |                     | 12 ounces = 1 pound.   |
| 2 barrels = 1 hogshead. |                     |                        |

TROY WEIGHT.

AVORDUPOIS WEIGHT.

|                            |                           |                          |
|----------------------------|---------------------------|--------------------------|
| 24 grains = 1 pennyweight. | 27 11-32 grains = 1 dram. | 2,000 lbs = 1 short ton. |
| 20 pennyw's = 1 ounce.     | 16 drams = 1 ounce.       | 2,240 lbs = 1 long ton.  |
| 12 ounces = 1 pound.       | 16 ounces = 1 pound.      |                          |

SQUARE MEASURE.

TIME MEASURE.

|                                    |                        |
|------------------------------------|------------------------|
| 144 square inches = 1 square foot. | 60 seconds = 1 minute. |
| 9 square feet = 1 square yard.     | 60 minutes = 1 hour.   |
| 30¼ square yards = 1 square rod.   | 24 hours = 1 day.      |
| 160 square rods = 1 acre.          | 365 days = 1 year.     |
| 640 acres = 1 square mile.         |                        |

METRIC SYSTEM.

The metric system is compulsory in twenty countries, representing more than 300,000,000 inhabitants—Germany, Austria-Hungary, Belgium, Spain, France, Greece, Italy, Netherlands, Portugal, Roumania, Servia, Norway, Sweden, Switzerland, Argentine Republic, Brazil, Chile, Mexico, Peru and Venezuela.

WEIGHTS.

|   |                   |
|---|-------------------|
| Milligram (.001 gram)                   | = .0154 grain.    |
| Centigram (.01 gram)                    | = .1543 grain.    |
| Decigram (.1 gram)                      | = 1.5432 grains.  |
| Gram                                    | = 15.432 grains.  |
| Decagram (10 grams)                     | = 352.7 ounce.    |
| Hectogram (100 grams)                   | = 3,527.4 ounces. |
| Kilogram (1,000 grams)                  | = 2,204.6 pounds. |
| Myriagram (10,000 grams)                | = 22,046 pounds.  |
| Quintal (100,000 grams)                 | = 220.46 pounds.  |
| Millier or tonnea—ton (1,000,000 grams) | = 2,204.6 pounds. |

DRY.

|                          |                       |
|--------------------------|-----------------------|
| Milliliter (.001 liter)  | = .061 cubic inch.    |
| Centiliter (.01 liter)   | = .6102 cubic inch.   |
| Deciliter (.1 liter)     | = 6.102 cubic inches. |
| Liter                    | = .908 quart.         |
| Decaliter (10 liters)    | = 9.08 quarts.        |
| Hectoliter (100 liters)  | = 2.838 bushels.      |
| Kiloliter (1,000 liters) | = 1.308 cubic yards.  |

LIQUID.

|                         |                      |
|-------------------------|----------------------|
| Milliliter (.001 liter) | = .0338 fluid ounce. |
|-------------------------|----------------------|

|                          |                     |
|--------------------------|---------------------|
| Centiliter (.01 liter)   | = .338 fluid ounce. |
| Deciliter (.1 liter)     | = .845 gill.        |
| Liter                    | = 1.0567 quarts.    |
| Decaliter (10 liters)    | = 2.6418 gallons.   |
| Hectoliter (100 liters)  | = 26.417 gallons.   |
| Kiloliter (1,000 liters) | = 264.18 gallons.   |

LENGTH.

|                            |                                       |
|----------------------------|---------------------------------------|
| Millimeter (.001 meter)    | = .0394 inch.                         |
| Centimeter (.01 meter)     | = .3937 inch.                         |
| Decimeter (.1 meter)       | = 3.937 inches.                       |
| Meter                      | = 39.37 inches.                       |
| Decameter (10 meters)      | = 33.7 feet 1 inch.                   |
| Hectometer (100 meters)    | = 328 feet 10 inches.                 |
| Kilometer (1,000 meters)   | = .62137 mile (3,280 feet 10 inches). |
| Myriameter (10,000 meters) | = 6.2137 miles.                       |

SURFACE.

|                             |                     |
|-----------------------------|---------------------|
| Centare (1 square meter)    | = 1.550 sq. inches. |
| Are (100 square meters)     | = 119.6 sq. yards.  |
| Hectare (10,000 sq. meters) | = 2.471 acres.      |

COPYRIGHT REGULATIONS.

The articles specified by law as proper subjects of copyright are: Books, maps, charts, dramatic compositions, musical compositions, engravings, cuts, prints, photographs, photographic negatives, chromos, lithographs, periodicals, paintings, drawings, statuary and models or designs intended to be perfected as works of fine art. Any one desiring to secure a copyright can send to the librarian of congress for a blank application. This must be filled up according to the printed directions, which will be found plainly and specifically given on the blank itself. A printed or typewritten copy of the title of the article

to be copyrighted must accompany the application; in the case of paintings, drawings, statuary or designs, descriptions must be inclosed. On or before the day of publication two complete copies of the book or other article must be sent to the library of congress to perfect the copyright.

The fee for the entry of title of publication of a citizen of the United States is 50 cents; for a foreigner, \$1; certificate, 50 cents additional in either case. Remittances must be made by money order, express order or bank draft; postage stamps and checks will not be accepted. The copyright is for twenty-eight years, but it may be renewed for fourteen more.

## RATES OF POSTAGE AND MONEY ORDERS.

## DOMESTIC.

Embraces United States and Island possessions of Guam, Hawaii, Porto Rico, Tutuila and Philippines.

**FIRST CLASS.**—Letters and all written matter, whether sealed or unsealed, and all matter closed against inspection, either by nailing, sewing, wrapping or in any other manner, so that the contents cannot be removed from the wrapper and be returned thereto without mutilating either, are subject to the first-class rate of postage, 2 cents per ounce or fraction thereof.

**Special Delivery.**—Any article of mailable matter, bearing a 10-cent special-delivery stamp, in addition to the lawful postage, is entitled to immediate delivery on its arrival at the office of address between the hours of 7 a. m. and 11 p. m. if the office be of the free-delivery class; and between the hours of 7 a. m. and 7 p. m. if the office be other than a free-delivery office. To entitle such a letter to immediate delivery, the residence or place of business of the addressee must be within the carrier limits of a free-delivery office and within one mile of any other office.

**Postal Cards.**—Issued by the government, 1 cent each. The postmaster-general alone is authorized by law to determine the quality, form and size of postal cards, and to prescribe the regulations under which they may be sent in the mails, and it is not within the discretion of others to change the card so adopted. Such change of form or face, such as trimming, punching holes, or mutilation of any kind, will render the stamp impressed thereon valueless, and such mutilated card offered for mailing must have affixed thereto the full postage, viz.: One cent if the message is entirely in print, and the letter rate if it is wholly or partly in writing.

**SECOND CLASS.**—All regular newspapers, magazines and other periodicals issued at stated intervals not less frequently than four times a year, when mailed by publishers; the postage is 1 cent for each pound. A special rate of 1 cent for four ounces is made for all second-class matter mailed by other than publishers or newsdealers. The following rules promulgated by the postmaster-general went into effect Oct. 1, 1901: Prohibiting the return of unsold copies of periodicals at pound rates, either by news agents to publishers or by one news agent to another; second, excluding anything which is properly a book from the privileges extended to periodicals, no matter whether the book appears under the guise of a serial publication or not; and, third, excluding periodicals that depend for their subscription lists not upon their merits as purveyors of news and literature but upon the offer of premiums.

**THIRD CLASS.**—Embraces printed books, pamphlets, circulars, engravings, lithographs, proof-sheets with manuscript accompanying same and all matter of the same general character and not having the character of personal correspondence. Circulars produced by the mimeograph, hectograph, electric pen and other similar processes of transfer in imitation of hand or type writing, not having the character of an actual personal correspondence, and easy of recognition, are mailable at the third-class rate of postage when presented to the postoffice or carrier station in not less than 20 identical copies. If mailed elsewhere or in less number, the letter rates of postage must be paid. Matter of the third class must be so wrapped as to be easy of inspection without breaking the seal or mutilating the wrapper. Rate of postage, 1 cent for each

two ounces or fraction thereof. Full prepayment compulsory.

**FOURTH CLASS.**—All mailable matter, like merchandise, not included in the three preceding classes, which is so prepared for mailing as to be easily taken from the wrapper and examined. Rate, 1 cent per ounce or fraction thereof, except seeds, roots, cuttings, bulbs, plants and scions, which are 1 cent per two ounces. Limit of weight, four pounds. Full prepayment compulsory. Liquids and other like injurious matter not admitted, except under some conditions, which may be learned at any postoffice.

**Private Mailing Cards.**—1. Cards must not exceed in size  $3\frac{1}{4}$  by  $5\frac{1}{4}$  inches, nor be less than 2 15-16 by 4 15-16.

2. The quality of the cards must be substantially that of the government postal cards.

3. The cards must bear these words at the top of the address side: "Private Mailing Card—Authorized by Act of Congress of May 19, 1888." When sent in foreign mails the words postal card or card postale should also appear. When prepared by printers or stationers for sale they should also bear in the upper right-hand corner of the address side an oblong diagram with the words "Place the postage stamp here," and in the lower left-hand corner the following words should be printed: "This side is for the address."

4. The postage rate applicable to cards for the United States, Canada and Mexico is 1 cent. For other countries the rate is 2 cents.

5. The face of the card is reserved exclusively for postage stamps, postmarks and the address, which may be in writing, printing, by means of a stamp or by an adhesive label of not more than three-fourths of an inch by two inches in size. The sender may in the same manner indicate his name and address on the face or back of the card; and engravings and advertisements may be printed on the front if they do not interfere with a perfectly distinct address.

**SUGGESTIONS.**—Direct your mail matter to a postoffice, writing the name of the state plainly; and if to a city, add the street and number or postoffice box of the person addressed. Matter not addressed to a postoffice cannot be forwarded. Write or print your name and address, and the contents, if a package, upon the upper-left-hand corner of all mail matter. This will insure the immediate return of all first-class matter to you for correction, if improperly addressed or insufficiently paid; and if it is not called for at destination it can be returned to you without going to the dead-letter office. If a letter, it will be returned free. Undeliverable second, third and fourth class matter will not be forwarded or returned without a new prepayment of postage. When a return card appears on this matter either the sender or addressee is requested to send the postage. Register all valuable letters and packages. Registry fee, 8 cents, which, with the postage, must be fully prepaid. Limited indemnity on presentation of sufficient proof will be paid in case of loss of contents from registered matter of the first class.

**MONEY-ORDER FEES.**—For domestic money orders in denominations of \$100 or less the following fees are charged:

|   |     |
|---|-----|
| For orders for sums not exceeding \$2.50..... | 3c  |
| For over \$2.50 and not exceeding \$5.....    | 5c  |
| For over \$5 and not exceeding \$10.....      | 8c  |
| For over \$10 and not exceeding \$20.....     | 10c |
| For over \$20 and not exceeding \$30.....     | 12c |
| For over \$30 and not exceeding \$40.....     | 15c |
| For over \$40 and not exceeding \$50.....     | 18c |



For over \$50 and not exceeding \$80.....20c  
 For over \$80 and not exceeding \$75.....25c  
 For over \$75 and not exceeding \$100.....30c

**FOREIGN.**

Mail matter may be sent to any foreign country subject to the following rates and conditions:

**REGISTRATION.**—Eight cents additional to ordinary postage on all articles to foreign countries.

**ON LETTERS.**—Five cents for each half ounce or fraction thereof—prepayment optional. Double rates are collected on delivery of unpaid or short-paid letters.

**POST CARDS.**—Single, 2 cents each; with paid reply, 4 cents each.

**Private Mailing Cards.**—Two cents each, subject to conditions governing domestic private mailing card, printed in this almanac.

On newspapers, books, pamphlets, photographs, sheet music, maps, engravings and similar printed matter, 1 cent for each two ounces or fraction thereof. Prepayment required at least in part.

To CANADA (including Nova Scotia, New Brunswick, Manitoba and Prince Edward Island).—Letters, 2 cents for each ounce or fraction thereof; books, circulars and similar printed matter, 1 cent for each two ounces or fraction thereof; second-class matter, same as in the United States; samples of merchandise, 1 cent for each two ounces. Minimum postage 2 cents. Merchandise, 1 cent for each ounce or fraction. Packages must not exceed four pounds in weight—prepayment compulsory.

CUBA.—Rates of postage same as to all foreign countries.

GUAM.—

HAWAII.—

PORTO RICO.—

PHILIPPINES.—

TUTUILA.—

Domestic rates and conditions apply to all classes of mail matter.

To MEXICO.—Letters, postal cards and printed matter, same rates as in the United States; samples, 1 cent for each two ounces; 2 cents the least postage on a single package; merchandise other than samples can be sent only by parcels post.

**LIMITS OF SIZE AND WEIGHT.**—Packages of samples of merchandise to foreign countries must not exceed twelve ounces, nor measure more than twelve inches in length, eight in breadth and four in depth; and packages of printed matter must not exceed four pounds six ounces.

**PARCELS POST.**

Unsealed packages of mailable merchandise may be sent by parcels post to Jamaica, including the Turks and Caicos Islands, Barbados, the Bahamas, British Honduras, Guatemala, republic of Honduras, Mexico, the Leeward Islands, New Zealand, Nicaragua, the republic of Colombia, Salvador, Costa Rica, the Danish West India Islands—St. Thomas, St. Croix and St. John—British Guiana, the Windward Islands, Newfoundland, Trinidad, including Tobago, and Germany at the postage rate and subject to the conditions herein prescribed. Parcels may also be sent to Chile, subject to these conditions, at the rate of 20 cents per pound or fractional part thereof.

Limit of weight.....11 pounds  
 Greatest length.....3 feet 6 inches

Greatest length and girth combined.....6 feet  
 Postage.....12c a pound or fraction thereof

Except that parcels for Colombia, Costa Rica and Mexico must not measure more than two (2) feet in length or more than four (4) feet in girth.

A parcel must not be posted in a letter box but must be taken to the postoffice window, and presented to the person in charge, between the hours of 9 a. m. and 5 p. m., where a record will be made and a receipt given therefor.

**INTERNATIONAL MONEY ORDERS.**

For sums not exceeding \$10.....10c  
 Over \$10 and not exceeding \$20.....20c  
 Over \$20 and not exceeding \$30.....30c  
 Over \$30 and not exceeding \$40.....40c  
 Over \$40 and not exceeding \$50.....50c  
 Over \$50 and not exceeding \$60.....60c  
 Over \$60 and not exceeding \$70.....70c  
 Over \$70 and not exceeding \$80.....80c  
 Over \$80 and not exceeding \$90.....90c  
 Over \$90 and not exceeding \$100.....\$1

Note—Cuba: Domestic fees; no war tax. Mexico: One-half regular international fees. International money orders may be drawn in the United States upon any of the following countries or places:

All countries in North America.  
 In Central America: Salvador, Honduras and British Honduras only.

In South America: British Guiana, Chile, Panama (British Postal Agency) only.

In the West Indies: Cuba, Danish West Indies, Turks Islands, Jamaica, Windward Islands, Leeward Islands, Bahamas, Bermuda Islands and Trinidad only.

On all countries in Europe except Spain, Greece and Montenegro.

On the following countries and places in Asia: Aden, Bagdad, Bassorah, Turkey; Dutch East Indies; British India: Beluchistan; Beyroot, Turkey; Bunder Abdas or Gomborn, Persia; Burma; Bushire, Persia; Ceypah or Halfa, Turkey; Canton, China; Ceylon; Chios or Scio, Turkey; Hankow, China; Hahow, China; Jaffa, Turkey; Jask, Persia; Jerusalem, Turkey; Kerrassunde, Turkey; Linga or Lingor, Persia; Mitylene, Turkey; Muscat, Turkey; Ningpo, China; Samsun, Turkey; Shanghai, China; Siam; Smyrna, Turkey; Swatow, China; Trebizond, Turkey; Hongkong, China; Japan and Fusan; Chemulpo, Seoul, Yuensan and Mukho, Korea.

On the following countries and places in Africa: Accra, Gold Coast; Assab, Bogamoyo, East Africa; Banana, Kongo Free State; Boma, Kongo Free State; British Bechuanaland; Kameruns; Cape Coast Castle, Gold Coast; Dares Salaam, East Africa; Cape Colony; Egypt; Gambia; German Protectorates; Gold Coast Colony; Klein Popo, Togo; Kilwa, East Africa; Lagos, West Coast; Lamu, East Coast; Lindi, East Africa; Lome, Togo; Masowah, Matadi, Kongo Free State; Mondasa, East Coast; Natal, Orange Free State; Pangani, East Africa; Saadani, East Africa; South African Republic; Panga, East Africa; Tangier, Morocco; Transvaal; Tripoli; Tunis; Zanzibar.

On the following countries and islands: Apia, Samoa, Australia, New Zealand, Tasmania, Azores, Crete, Cyprus, Falkland Islands, Iceland, Faroe Islands, Madeira Islands, Malta, Rhodes, St. Helena, Seychelle Islands, Spice Islands and the Straits Settlements.

**HIGHEST MOUNTAIN IN NORTH AMERICA.**

Measurements made by the United States geological survey show that the highest mountain in North America is Mount Mc. Kinley, situated at the headwaters of the

Sushitna and Kuskokwim rivers in Alaska, in latitude 63 degrees 5 minutes north, longitude 151 degrees west. It is 20,464 feet high.

## RECIPROcity TREATIES AND AGREEMENTS.

In force between the United States and foreign countries since 1850. [Table prepared by the bureau of statistics, Washington, D. C.]

| FOREIGN COUNTRY.                                 | Took effect.                | Terminated.     |
|--|-----------------------------|-----------------|
| British North American possessions (treaty)..... | March 16, 1855.....         | March 17, 1866. |
| Hawaiian islands (treaty).....                   | Sept. 9, 1876.....          | April 30, 1900. |
| Brazil (agreement).....                          | April 1, 1891.....          |                 |
| Santo Domingo (agreement).....                   | Sept. 1, 1891.....          |                 |
| Great Britain—Barbados (agreement).....          | Feb. 1, 1892.....           |                 |
| Jamaica (agreement).....                         | Feb. 1, 1892.....           |                 |
| Leeward islands (agreement).....                 | Feb. 1, 1892.....           |                 |
| Trinidad, including Tobago (agreement).....      | Feb. 1, 1892.....           |                 |
| Windward Isl., excepting Grenada (agreement)...  | Feb. 1, 1892.....           | Aug. 27, 1894.  |
| British Guiana (agreement).....                  | April 1, 1892.....          |                 |
| Salvador (agreement).....                        | Feb. 1, 1892 (provisional)  |                 |
| Nicaragua (agreement).....                       | March 12, 1892.....         |                 |
| Honduras (agreement).....                        | May 25, 1892 (provisional)  |                 |
| Guatemala (agreement).....                       | May 30, 1892.....           |                 |
| Spain, for Cuba and Porto Rico (agreement).....  | Sept. 1, 1891 (provisional) |                 |
| Austria-Hungary (agreement).....                 | May 23, 1892.....           |                 |
| France (agreement).....                          | June 1, 1898.....           | Still in force. |
| Germany (agreement).....                         | Feb. 1, 1892.....           | Aug. 24, 1894.  |
| Portugal and Azores and Madeira Isl. (agreement) | July 13, 1900.....          | Still in force. |
| Italy (agreement).....                           | June 12, 1900.....          | Still in force. |
| Switzerland (treaty of 1850).....                | July 18, 1900.....          | Still in force. |
|  | *June 1, 1890.....          | March 23, 1900. |

\*Under "most favored nation" clause of the treaty of 1850.

## EXISTING AGREEMENTS SUMMARIZED.

FRANCE—The United States reduces the rate of duty on crude tartar from France to 5 per cent ad valorem; on brandies or other spirits to \$1.75 per gallon; also a reduction on still wines and vermouth, and on paintings to 15 per cent ad valorem, while the French government gives its minimum tariff rates to canned meats, table fruits, dried fruits, lard, manufactured and prepared pork meats, hops, paving blocks, staves and logs and sawed or squared timber and lumber from the United States.

GERMANY—The United States gives the same tariff rates as those named in the treaty with France on tartar, brandies, still wines and paintings, and the German government gives to the United States the same tariff rates as those given to Belgium, Italy, Austria-Hungary, Roumania, Russia and Switzerland during the existence of the present tariff treaties with them and an-

nals its regulations regarding dried fruits from the United States, providing in their stead a system of inspection on account of the San Jose scale.

PORTUGAL—The reductions on crude tartar, brandies, wines and paintings accorded to Germany and France are given by the United States to Portugal, and the Portuguese government gives to the United States as low rates of duty as those accorded to any other country, except Spain and Brazil, on breadstuffs, lard, mineral oils, agricultural implements and certain machinery for manufacturing.

ITALY—The above-named rates with reference to tartar, brandies, still wines and paintings are given by the United States, and a reduction is made by the Italian government on imports of cotton-seed oil, fish, machinery, scientific instruments, fertilizers and skins.

## EFFECT OF RECIPROcity.

Imports into the United States from and exports from the United States to the countries with which reciprocity agreements are now in force.

| YEAR ENDED<br>JUNE 30. | GERMANY.                      |                             | FRANCE.                       |                             | ITALY.                        |                             | PORTUGAL.                     |                             |
|------------------------|-------------------------------|-----------------------------|-------------------------------|-----------------------------|-------------------------------|-----------------------------|-------------------------------|-----------------------------|
|                        | Imports<br>into U.S.<br>from— | Exports<br>from<br>U.S. to— | Imports<br>into U.S.<br>from— | Exports<br>from<br>U.S. to— | Imports<br>into U.S.<br>from— | Exports<br>from<br>U.S. to— | Imports<br>into U.S.<br>from— | Exports<br>from<br>U.S. to— |
| 1895.....              |                               |                             | \$61,580,509                  | \$45,149,137                | \$20,851,761                  | \$16,363,125                | \$1,690,668                   | \$2,971,306                 |
| 1896.....              |                               |                             | 65,296,967                    | 47,040,660                  | 22,142,487                    | 19,143,606                  | 2,255,751                     | 3,156,991                   |
| 1897.....              |                               |                             | 67,590,231                    | 67,594,541                  | 19,067,352                    | 21,502,423                  | 2,234,291                     | 2,520,078                   |
| 1898.....              |                               |                             | 52,730,848                    | 95,459,290                  | 20,332,637                    | 23,290,858                  | 2,605,370                     | 3,532,057                   |
| 1899.....              | \$84,225,777                  | \$156,721,719               | 62,146,056                    | 60,506,899                  | 24,832,746                    | 25,064,940                  | 2,975,504                     | 4,132,400                   |
| 1900.....              | 97,374,700                    | 187,347,889                 | 73,012,085                    | 83,395,097                  | 27,924,176                    | 33,256,620                  | 3,743,216                     | 5,886,542                   |
| 1901.....              | 100,445,902                   | 191,780,427                 | 75,458,739                    | 78,714,327                  | 24,618,384                    | 34,473,189                  | 3,370,430                     | 5,294,240                   |

## LARGEST VIADUCT IN THE WORLD.

What is said to be the largest viaduct in the world is that over the Gokteik gorge in Upper Burma, eighty miles from Mandalay. It is made of steel trestle-work, is 325 feet high and 2,260 feet long. It was designed

and built by American engineers for the English railway in Burma.

Work was begun Feb. 1, 1900, and the structure was completed in December of the same year.

LIQUOR AND CRIME IN LARGE CITIES.

From report of the department of labor, Washington, D. C. The figures are in most cases for fiscal years ended in 1900, but in some instances they extend to April, 1901.

| CITY.               | Police-men. | LICENSED SALOONS. |                 | ARRESTS FOR |                       |                        |            |             |                  |           |                     |         | Total arrests. |
|---------------------|-------------|-------------------|-----------------|-------------|-----------------------|------------------------|------------|-------------|------------------|-----------|---------------------|---------|----------------|
|                     |             | No.               | Am't of license | Drunk-ness. | Dis-turbing the peace | As-sault and bat-tery. | Hom-icide. | Va-gran-cy. | House-break-ing. | Lar-ceny. | All other of-fenses |         |                |
| New York, N. Y.     | 7,345       | 10,823            | ...             | 42,012      | 31,911                | 9,366                  | 864        | 6,600       | 1,809            | 9,630     | 30,544              | 132,805 |                |
| Chicago, Ill.       | 3,325       | 6,385             | \$500           | †34,965     | ...                   | 5,888                  | 28         | 920         | 1,664            | 6,561     | 20,982              | 71,018  |                |
| Philadelphia, Pa.   | 2,634       | 1,730             | 1,100           | 30,395      | 8,787                 | 6,162                  | 63         | 4,741       | 130              | 4,163     | 11,189              | 65,610  |                |
| St. Louis, Mo.      | 1,290       | 2,150             | 500             | 4,022       | 6,575                 | 609                    | 32         | 1,795       | 230              | 1,482     | 8,742               | 23,480  |                |
| Boston, Mass.       | 1,211       | 986               | ...             | 18,630      | 562                   | 2,823                  | 33         | 555         | 579              | 2,842     | 7,626               | 33,655  |                |
| Baltimore, Md.      | 865         | 2,083             | 250             | 3,559       | 11,401                | 4,258                  | 29         | 811         | 246              | 2,626     | 7,853               | 30,823  |                |
| Cleveland, O.       | 359         | 1,898             | 350             | 9,437       | 928                   | 969                    | 22         | 289         | 215              | 1,300     | 6,723               | 19,923  |                |
| Buffalo, N. Y.      | 702         | 1,706             | 600             | 12,222      | 5,121                 | 1,104                  | 6          | 4,644       | 269              | 1,859     | 3,162               | 28,347  |                |
| San Francisco, Cal. | 586         | 3,173             | 84              | 13,732      | 2,137                 | 1,239                  | 86         | 2,464       | 202              | 914       | 5,674               | 26,448  |                |
| Cincinnati, O.      | 512         | 1,703             | 350             | 2,154       | 1,463                 | 569                    | 30         | 2,443       | 54               | 728       | 5,610               | 13,291  |                |
| Pittsburg, Pa.      | 437         | 520               | 1,100           | 5,460       | 7,302                 | 81                     | 11         | 2,079       | 22               | 165       | 6,965               | 22,085  |                |
| New Orleans, La.    | 295         | 1,544             | ...             | 5,292       | 2,357                 | 628                    | 50         | 1,190       | 61               | 631       | 6,736               | 17,839  |                |
| Detroit, Mich.      | 410         | 994               | ...             | 2,152       | 1,748                 | 530                    | 4          | 249         | 47               | 671       | 2,044               | 7,443   |                |
| Milwaukee, Wis.     | 314         | 1,734             | 200             | 1,717       | 1,216                 | 432                    | 2          | 205         | 45               | 345       | 733                 | 4,734   |                |
| Washington, D. C.   | 571         | 496               | 400             | 4,188       | 5,150                 | 3,102                  | 18         | 2,181       | 165              | 2,153     | 8,986               | 25,943  |                |
| Newark, N. J.       | 362         | 1,320             | 250             | 1,767       | 1,701                 | 575                    | 17         | 1,164       | 247              | 706       | 2,055               | 7,232   |                |
| Jersey City, N. J.  | 858         | 985               | 250             | 3,967       | 551                   | 1,204                  | 11         | 201         | 274              | 614       | 764                 | 7,676   |                |
| Louisville, Ky.     | 339         | 856               | 150             | 1,382       | 3,761                 | 80                     | 35         | 243         | 176              | 231       | 2,141               | 8,049   |                |
| Minneapolis, Minn.  | 212         | 329               | 1,000           | 1,707       | 281                   | 220                    | 5          | 377         | 35               | 308       | 1,315               | 4,308   |                |
| Providence, R. I.   | 300         | 436               | 400             | 6,025       | 326                   | 245                    | 5          | 132         | 74               | 580       | 2,044               | 9,440   |                |
| Indianapolis, Ind.  | 134         | 514               | 350             | 1,010       | 53                    | 1,168                  | 6          | 1,090       | 90               | 789       | 2,170               | 6,376   |                |
| Kansas City, Mo.    | 212         | 450               | 250             | 949         | 5,498                 | 193                    | 17         | 4,170       | 132              | 777       | 3,689               | 15,375  |                |
| St. Paul, Minn.     | 181         | 291               | 1,000           | 1,379       | 708                   | 231                    | 2          | 498         | 33               | 432       | 950                 | 4,242   |                |
| Rochester, N. Y.    | 192         | 578               | 500             | 1,061       | 201                   | 343                    | ...        | 887         | 38               | 315       | 948                 | 3,293   |                |
| Denver, Col.        | 150         | 396               | 600             | 1,136       | 789                   | 139                    | 11         | 992         | 151              | 547       | 2,158               | 5,823   |                |
| Toledo, O.          | 119         | 660               | 850             | 482         | 349                   | 155                    | 1          | 286         | 19               | 353       | 2,290               | 3,885   |                |
| Alegheny, Pa.       | 114         | 783               | 1,100           | 773         | 1,698                 | 41                     | 1          | 96          | 14               | 77        | 720                 | 3,419   |                |
| Columbus, O.        | 115         | 569               | 350             | 603         | 631                   | 253                    | 3          | 390         | 39               | 227       | 2,258               | 4,404   |                |
| Worcester, Mass.    | 136         | 70                | ...             | 3,781       | 93                    | 212                    | 7          | 81          | 66               | 301       | 922                 | 5,469   |                |
| Syracuse, N. Y.     | 132         | 395               | 500             | 1,467       | 310                   | 117                    | 3          | 175         | 79               | 513       | 1,130               | 3,324   |                |
| New Haven, Conn.    | 164         | 374               | 450             | 2,798       | 890                   | 20                     | 1          | 238         | 92               | 532       | 1,624               | 6,165   |                |
| Paterson, N. J.     | 104         | 504               | 250             | 917         | 808                   | 11                     | 30         | 45          | 135              | 518       | 2,412               | 4,486   |                |
| Fall River, Mass.   | 123         | 104               | ...             | 2,222       | 484                   | 437                    | 2          | 27          | 78               | 235       | 1,001               | 4,486   |                |
| St. Joseph, Mo.     | 54          | 144               | 1,000           | 607         | 1,004                 | 68                     | 5          | 378         | 54               | 172       | 565                 | 2,533   |                |
| Omaha, Neb.         | 78          | 226               | 1,000           | 2,480       | 392                   | 373                    | 5          | 1,232       | 85               | 139       | 3,418               | 8,124   |                |
| Los Angeles, Cal.   | 103         | 200               | 600             | 1,773       | 441                   | 173                    | 7          | 366         | 58               | 250       | 893                 | 3,961   |                |
| Memphis, Tenn.      | 92          | 435               | 50              | 843         | 327                   | 675                    | 18         | 824         | 87               | 431       | 2,663               | 5,898   |                |
| Scranton, Pa.       | 53          | 202               | 550             | 1,649       | 106                   | 102                    | 5          | 76          | 25               | 105       | 402                 | 2,470   |                |
| Lowell, Mass.       | 121         | 90                | 2,000           | 3,567       | 30                    | 173                    | ...        | 18          | 39               | 275       | 702                 | 4,809   |                |
| Albany, N. Y.       | 162         | 408               | 500             | 864         | 233                   | 312                    | 1          | 327         | 79               | 261       | 642                 | 2,719   |                |
| Cambridge, Mass.    | 107         | ...               | ...             | 1,738       | 46                    | 309                    | 2          | 29          | 86               | 226       | 1,061               | 3,397   |                |
| Portland, Ore.      | 53          | 267               | 400             | 908         | 192                   | 231                    | 2          | 197         | 24               | 301       | 1,509               | 3,364   |                |
| Atlanta, Ga.        | 161         | 104               | 1,000           | 4,244       | 7,053                 | 22                     | 1          | 2,190       | 68               | 302       | 1,742               | 15,632  |                |
| Grand Rapids, Mich. | 43          | 170               | 511             | 780         | 102                   | 85                     | ...        | 76          | 42               | 199       | 382                 | 1,679   |                |
| Dayton, O.          | 65          | 422               | 383             | 369         | 293                   | 350                    | 1          | 138         | 4                | 274       | 3,332               | 4,737   |                |
| Richmond, Va.       | 100         | 314               | 250             | 1,419       | 639                   | 1,075                  | 8          | 166         | 94               | 330       | 1,106               | 4,890   |                |
| Nashville, Tenn.    | 95          | 217               | 72              | 2,294       | 1,917                 | 1,251                  | 22         | 2,036       | 114              | 907       | 1,254               | 9,795   |                |
| Seattle, Wash.      | 78          | 187               | 600             | 1,181       | 1,888                 | 215                    | 6          | 936         | 63               | 342       | 4,533               | 9,175   |                |
| Hartford, Conn.     | 98          | 167               | 450             | 2,671       | 416                   | 280                    | 2          | 213         | 40               | 289       | 701                 | 4,612   |                |
| Reading, Pa.        | 51          | 167               | 500             | 603         | 52                    | 34                     | 1          | 156         | 75               | 511       | 1,490               | ...     |                |

\*\$100 to \$800. †Includes arrests for disturbing peace. ‡Inkeepers, \$2,000; common victualers, \$500 to \$1,100. §\$100 to \$1,500. ¶Inkeepers, \$2,000; first-class saloons, \$1,500; second-class saloons, \$600. ¶¶Inkeepers, \$2,500; first-class saloons, \$1,800; fourth-class, \$1,500.

PRODUCTION OF CRUDE PETROLEUM.

Russia and the United States are the great oil-producing countries of the world. In the year 1900 the former produced 9,883,820 metric tons, or 2,951,318,020 gallons, and the latter 8,329,279 metric tons, or 2,590,495,769 gallons. The two together make about nine-tenths of the world production. American oil is superior in the production of illuminants, while the Russian produces more lubricants. The value of the former is much greater, as the following table, prepared by the bureau of statistics of the treasury department, will show. The figures indicate the value of the exports of mineral oils from the two countries in the years named:

| Years.* | United States. | Russia.      |
|---------|----------------|--------------|
| 1890    | \$51,403,000   | \$15,496,000 |
| 1891    | 52,027,000     | 16,334,000   |
| 1892    | 44,806,000     | 13,225,000   |
| 1893    | 42,142,000     | 11,468,000   |
| 1894    | 41,500,000     | 10,366,000   |
| 1895    | 46,660,000     | 14,413,000   |
| 1896    | 62,333,000     | 14,987,000   |
| 1897    | 62,635,000     | 13,137,000   |
| 1898    | 56,125,000     | 13,433,000   |
| 1899    | 56,273,000     | 16,280,000   |
| 1900    | 75,612,000     | 23,676,000   |

\*United States exports for fiscal years; Russian for calendar years.

## FAILURES IN THE UNITED STATES.

[From Dun's Review, New York.]

| CALENDAR YEAR. | 1ST QUAR.     |                      | 2D QUAR.      |                      | 3D QUAR.      |                      | 4TH QUAR.     |                      | TOTAL FOR YEAR. |                      |                      |
|----------------|---------------|----------------------|---------------|----------------------|---------------|----------------------|---------------|----------------------|-----------------|----------------------|----------------------|
|                | No. failures. | Amt. of liabilities. | No. failures. | Amt. of liabilities. | No. failures. | Amt. of liabilities. | No. failures. | Amt. of liabilities. | No. failures.   | Amt. of liabilities. | Average liabilities. |
| 1875.....      | 1982          | \$43,173,000         | 1582          | \$34,667,000         | 1771          | \$54,328,000         | 2405          | \$70,888,000         | 7,740           | \$201,090,333        | \$25,900             |
| 1876.....      | 2906          | 64,644,000           | 1794          | 43,771,000           | 2450          | 47,857,371           | 2042          | 84,844,893           | 9,032           | 191,117,787          | 21,020               |
| 1877.....      | 2969          | 54,538,074           | 1880          | 45,038,097           | 1816          | 42,846,085           | 2307          | 48,717,680           | 8,472           | 190,630,992          | 21,941               |
| 1878.....      | 3555          | 82,078,826           | 2470          | 48,753,940           | 2653          | 66,378,363           | 1800          | 37,172,003           | 10,878          | 234,333,182          | 22,399               |
| 1879.....      | 2524          | 43,112,665           | 1534          | 22,666,725           | 1262          | 15,375,550           | 1338          | 17,094,113           | 6,658           | 98,149,053           | 14,741               |
| 1880.....      | 1432          | 12,777,074           | 1065          | 20,111,689           | 979           | 12,121,422           | 1259          | 20,741,815           | 4,735           | 65,732,000           | 13,886               |
| 1881.....      | 1761          | 24,447,250           | 1105          | 16,499,395           | 1024          | 10,112,365           | 1692          | 30,096,922           | 5,682           | 81,155,932           | 14,530               |
| 1882.....      | 2127          | 33,333,271           | 1470          | 17,242,649           | 1300          | 18,942,893           | 1841          | 32,023,751           | 6,738           | 101,547,564          | 15,070               |
| 1883.....      | 2821          | 38,372,643           | 1816          | 27,816,391           | 1803          | 52,072,884           | 2744          | 64,612,254           | 9,184           | 172,874,172          | 18,823               |
| 1884.....      | 3206          | 40,186,978           | 2214          | 84,204,304           | 2346          | 56,627,821           | 3112          | 45,324,324           | 10,968          | 235,343,427          | 20,632               |
| 1885.....      | 3658          | 46,121,051           | 2346          | 28,601,304           | 2175          | 23,374,391           | 2460          | 25,623,575           | 10,637          | 124,220,321          | 11,678               |
| 1886.....      | 3203          | 29,681,726           | 1953          | 20,752,734           | 1932          | 27,227,630           | 2746          | 36,982,029           | 9,894           | 114,644,119          | 11,651               |
| 1887.....      | 3007          | 32,161,762           | 1905          | 22,976,530           | 1938          | 73,022,556           | 2784          | 39,400,296           | 9,694           | 167,560,944          | 17,392               |
| 1888.....      | 2948          | 53,884,739           | 2241          | 29,229,370           | 2361          | 22,114,254           | 3129          | 33,601,500           | 10,679          | 129,829,973          | 11,556               |
| 1889.....      | 3311          | 42,972,516           | 2292          | 22,856,337           | 2276          | 39,227,045           | 3008          | 43,728,439           | 10,882          | 148,794,337          | 13,672               |
| 1890.....      | 3223          | 37,852,908           | 2162          | 27,496,416           | 2196          | 35,452,436           | 3326          | 59,085,144           | 10,907          | 189,856,964          | 17,406               |
| 1891.....      | 3545          | 42,167,631           | 2529          | 50,248,696           | 2734          | 44,392,494           | 3445          | 53,149,377           | 12,273          | 189,838,638          | 15,471               |
| 1892.....      | 3384          | 62,284,349           | 2119          | 22,950,331           | 1984          | 18,639,235           | 2307          | 33,111,252           | 10,344          | 114,044,167          | 11,025               |
| 1893.....      | 3202          | 47,338,300           | 3190          | 121,541,239          | 4015          | 82,469,821           | 4826          | 95,450,529           | 15,242          | 346,779,889          | 22,751               |
| 1894.....      | 4304          | 64,137,333           | 2734          | 37,595,973           | 2908          | 29,411,196           | 3079          | 41,848,354           | 13,885          | 172,902,856          | 12,458               |
| 1895.....      | 3802          | 47,813,683           | 2855          | 41,026,261           | 2732          | 32,167,179           | 3749          | 52,188,737           | 13,197          | 173,196,000          | 13,214               |
| 1896.....      | 4031          | 57,425,135           | 2965          | 40,444,547           | 3757          | 73,234,649           | 4305          | 64,941,803           | 15,058          | 226,036,134          | 14,992               |
| 1897.....      | 3632          | 48,007,911           | 2889          | 43,684,876           | 2881          | 25,601,188           | 3649          | 37,038,060           | 13,151          | 154,332,071          | 11,559               |
| 1898.....      | 3687          | 32,946,565           | 3031          | 34,498,074           | 2540          | 25,104,778           | 2928          | 38,113,482           | 12,186          | 130,662,889          | 10,722               |
| 1899.....      | 2772          | 27,152,031           | 2081          | 14,910,902           | 2001          | 17,640,972           | 2433          | 31,175,984           | 9,337           | 90,879,899           | 9,733                |
| 1900.....      | 2894          | 33,022,573           | 2438          | 41,724,879           | 2519          | 27,119,906           | 2923          | 36,628,225           | 10,774          | 138,495,673          | 12,854               |
| 1901.....      | 3335          | 31,703,486           | 2424          | 24,101,204           | 2324          | 24,756,172           | .....         | .....                | .....           | .....                | .....                |

## FOREIGN CARRYING TRADE.

Values of imports and exports of the United States carried in American and foreign vessels each fiscal year for the last thirty-three years, with the percentage carried in American vessels.

| YEAR ENDED JUNE 30. | IMPORTS.             |                     | EXPORTS.             |                     | Per cent. in Am. vessels. |
|---------------------|----------------------|---------------------|----------------------|---------------------|---------------------------|
|                     | In American vessels. | In foreign vessels. | In American vessels. | In foreign vessels. |                           |
| 1869.....           | \$136,802,024        | \$300,512,231       | \$153,154,748        | \$285,979,781       | 33.2                      |
| 1870.....           | 153,237,077          | 309,140,510         | 199,732,324          | 323,786,978         | 35.6                      |
| 1871.....           | 163,265,710          | 363,020,644         | 190,378,462          | 392,801,492         | 31.9                      |
| 1872.....           | 177,286,302          | 445,416,783         | 168,044,749          | 333,929,579         | 29.2                      |
| 1873.....           | 174,739,894          | 471,806,765         | 171,596,753          | 494,915,886         | 26.4                      |
| 1874.....           | 176,027,778          | 403,320,155         | 174,424,216          | 533,885,971         | 27.2                      |
| 1875.....           | 157,872,726          | 382,943,538         | 154,385,066          | 501,838,949         | 26.2                      |
| 1876.....           | 143,380,704          | 321,139,500         | 167,686,467          | 492,215,487         | 27.7                      |
| 1877.....           | 151,834,067          | 329,565,833         | 164,826,214          | 530,354,703         | 26.9                      |
| 1878.....           | 146,449,282          | 307,407,565         | 166,551,624          | 569,583,564         | 26.3                      |
| 1879.....           | 143,599,353          | 310,499,509         | 128,425,339          | 600,769,633         | 23.0                      |
| 1880.....           | 149,317,368          | 503,494,913         | 109,029,209          | 720,770,521         | 17.4                      |
| 1881.....           | 133,631,146          | 491,840,239         | 116,955,324          | 777,162,714         | 16.5                      |
| 1882.....           | 130,266,826          | 571,517,802         | 96,962,919           | 641,460,967         | 15.8                      |
| 1883.....           | 136,002,290          | 564,175,576         | 104,418,210          | 694,331,348         | 16.0                      |
| 1884.....           | 135,046,207          | 512,511,192         | 98,652,828           | 615,287,007         | 17.2                      |
| 1885.....           | 144,646,052          | 443,513,801         | 82,001,691           | 636,004,765         | 15.3                      |
| 1886.....           | 118,942,817          | 491,937,636         | 78,406,686           | 581,973,477         | 15.5                      |
| 1887.....           | 121,365,493          | 543,392,216         | 72,991,253           | 621,802,292         | 14.3                      |
| 1888.....           | 123,525,290          | 568,222,357         | 67,332,175           | 606,474,964         | 14.0                      |
| 1889.....           | 120,782,910          | 586,120,881         | 85,022,198           | 630,942,690         | 14.3                      |
| 1890.....           | 124,326,977          | 626,676,134         | 75,352,012           | 739,594,424         | 12.9                      |
| 1891.....           | 127,471,683          | 676,511,793         | 78,968,047           | 773,589,324         | 12.5                      |
| 1892.....           | 139,139,891          | 648,535,976         | 81,033,844           | 916,022,832         | 12.3                      |
| 1893.....           | 127,095,434          | 695,184,334         | 70,670,073           | 733,132,174         | 12.2                      |
| 1894.....           | 121,561,193          | 508,810,334         | 71,258,893           | 825,798,918         | 13.3                      |
| 1895.....           | 108,229,615          | 590,538,392         | 62,277,581           | 695,357,890         | 11.7                      |
| 1896.....           | 117,299,074          | 626,890,521         | 70,392,813           | 751,083,000         | 12.0                      |
| 1897.....           | 109,133,454          | 619,784,338         | 79,441,823           | 905,969,428         | 11.0                      |
| 1898.....           | 93,535,867           | 492,086,003         | 67,792,150           | 1,000,406,476       | 9.3                       |
| 1899.....           | 82,050,118           | 581,673,550         | 78,562,688           | 1,064,500,307       | 8.9                       |
| 1900.....           | 104,304,940          | 701,223,735         | 90,779,252           | 1,193,220,689       | 9.3                       |
| 1901.....           | 92,900,710           | 682,671,474         | 83,385,236           | 1,291,518,933       | 8.1                       |

UNITED STATES MORTALITY STATISTICS.

(Census year ended May 31, 1900.)

DEATH RATE IN LARGE CITIES.

From the tables prepared by W. A. King, chief statistician for vital statistics, it appears that in the registration areas, or those parts of the country furnishing complete and reliable data, there has been a decrease in the general death rate since 1850 of 1.8 per 1,000 of population. In 1840 the rate in cities of 5,000 or more population was 21 per 1,000; in 1900 the death rate was 18.6 in cities of 8,000 or more population, showing a decrease of 2.4 per 1,000.

The following table shows the death rate per 1,000 in cities having 100,000 or more population:

| Cities.           | 1900. | 1890. | Cities.           | 1900. | 1890. | Cities.            | 1900. | 1890. |
|-------------------|-------|-------|-------------------|-------|-------|--------------------|-------|-------|
| Allegheny.....    | 38.4  | 18.5  | Kansas City.....  | 17.4  | 17.3  | Pittsburg.....     | 20.0  | 20.1  |
| Baltimore.....    | 21.0  | 22.9  | Los Angeles.....  | 18.1  | 20.0  | Providence.....    | 19.9  | 21.1  |
| Boston.....       | 20.1  | 23.4  | Louisville.....   | 20.0  | 20.1  | Rochester.....     | 15.0  | 17.3  |
| Buffalo.....      | 14.8  | 18.1  | Memphis.....      | 25.1  | 25.3  | St. Joseph.....    | 9.1   | (*)   |
| Chicago.....      | 16.2  | 19.1  | Milwaukee.....    | 15.9  | 18.8  | St. Louis.....     | 17.9  | 17.9  |
| Cincinnati.....   | 19.1  | 21.0  | Minneapolis.....  | 10.8  | 13.5  | St. Paul.....      | 9.7   | 14.9  |
| Cleveland.....    | 17.1  | 20.2  | Newark.....       | 19.8  | 27.4  | San Francisco..... | 20.5  | 22.5  |
| Columbus.....     | 15.8  | 14.7  | New Haven.....    | 17.2  | 18.3  | Syracuse.....      | 20.7  | 21.8  |
| Denver.....       | 18.6  | 23.0  | New Orleans.....  | 28.9  | 28.9  | Syracuse.....      | 13.8  | 19.6  |
| Detroit.....      | 17.1  | 18.7  | New York.....     | 20.4  | 25.3  | Toledo.....        | 16.0  | 18.9  |
| Fall River.....   | 22.4  | 23.2  | Omaha.....        | 13.5  | 9.4   | Washington.....    | 22.8  | 23.7  |
| Indianapolis..... | 16.7  | 17.3  | Paterson.....     | 19.0  | 22.2  | Worcester.....     | 15.5  | 18.0  |
| Jersey City.....  | 20.7  | 25.6  | Philadelphia..... | 21.2  | 21.3  |                    |       |       |

\*No data.

CAUSES OF DEATH.

In this table is shown the number of deaths from prevalent diseases and from accidents in 1900 and 1890 with the proportion from each cause per 100,000 of population. Consumption in this enumeration includes general tuberculosis, heart disease includes pericarditis; diarrheal diseases include cholera morbus, colitis, dysentery and enteritis; paralysis includes general paralysis of the insane, diseases of the stomach include gastritis and diseases of the liver include jaundice.

| CAUSE OF DEATH.                            | 1900.   |             | 1890.   |             | CAUSE OF DEATH.            | 1900.   |             | 1890.   |             |
|--|---------|-------------|---------|-------------|----------------------------|---------|-------------|---------|-------------|
|  | Number. | Proportion. | Number. | Proportion. |                            | Number. | Proportion. | Number. | Proportion. |
| Consumption.....                           | 111,059 | 10.688      | 102,199 | 12.146      | Diseases of stomach.....   | 13,484  | 1.298       | 8,080   | 960         |
| Pneumonia.....                             | 105,971 | 10.198      | 76,496  | 9.091       | Measles.....               | 12,866  | 1.288       | 9,256   | 1,100       |
| Heart disease.....                         | 69,315  | 6.671       | 44,959  | 5.343       | Croup.....                 | 12,484  | 1.201       | 13,822  | 1,647       |
| Diarrheal diseases.....                    | 46,907  | 4.514       | 47,201  | 5.610       | Diseases of the liver..... | 12,249  | 1.179       | 9,460   | 1,124       |
| Unknown causes.....                        | 40,559  | 3.901       | 34,286  | 4.074       | Diseases of brain.....     | 11,469  | 1.104       | 12,322  | 1,464       |
| Diseases of kidneys.....                   | 36,724  | 3.534       | 19,457  | 2.312       | Inanition.....             | 11,382  | 1.085       | 6,995   | 831         |
| Typhoid fever.....                         | 35,379  | 3.405       | 27,058  | 3.216       | Dropsy.....                | 11,294  | 1.084       | 10,070  | 1,197       |
| Cancer.....                                | 29,475  | 2.857       | 18,536  | 2.208       | Whooping cough.....        | 9,958   | 958         | 8,432   | 1,002       |
| Old age.....                               | 29,222  | 2.812       | 16,591  | 1.978       | Peritonitis.....           | 7,501   | 722         | 4,995   | 594         |
| Apoplexy.....                              | 26,901  | 2.589       | 14,939  | 1.783       | Railroad accidents.....    | 6,830   | 667         | 5,767   | 684         |
| Inflammation of the brain, meningitis..... | 25,664  | 2.470       | 17,775  | 2.118       | Septicemia.....            | 6,776   | 652         | 3,850   | 458         |
| Cholera infantum.....                      | 25,576  | 2.461       | 27,510  | 3.269       | Burns and scalds.....      | 6,333   | 609         | 5,969   | 709         |
| Paralysis.....                             | 23,865  | 2.297       | 16,570  | 1.969       | Scarlet fever.....         | 5,498   | 529         | 3,572   | 467         |
| Bronchitis.....                            | 20,223  | 1.946       | 22,422  | 2.546       | Suicide.....               | 5,387   | 518         | 5,104   | 607         |
| Debility, atrophy.....                     | 17,282  | 1.663       | 25,536  | 3.065       | Drowning.....              | 5,111   | 492         | .....   | .....       |
| Influenza.....                             | 16,645  | 1.602       | 12,937  | 1.540       | Appendicitis.....          | 5,067   | 488         | 4,508   | 586         |
| Diphtheria.....                            | 16,475  | 1.586       | 27,815  | 3.306       | Rheumatism.....            | 4,672   | 450         | 2,407   | 286         |
| Convulsions.....                           | 15,505  | 1.492       | 16,598  | 1.973       | Diabetes.....              | 4,302   | 414         | 4,338   | 516         |
| Malarial fever.....                        | 14,874  | 1.431       | 18,594  | 2.210       | Hydrocephalus.....         | 4,174   | 402         | 3,333   | 393         |
| Premature birth.....                       | 14,720  | 1.417       | 7,636   | 908         | Cerebro-spinal fever.....  | 4,100   | 391         | 2,552   | 306         |
|  |         |             |         |             | Gunshot wounds.....        | .....   | .....       | .....   | .....       |

DEATH RATES COMPARED.

Death rates per 100,000 population due to the diseases named.

| CAUSE.  | 1900. | 1890. | Increase | Decrease | CAUSE.                       | 1900. | 1890. | Increase | Decrease |
|---|-------|-------|----------|----------|------------------------------|-------|-------|----------|----------|
| Consumption.....                              | 190.5 | 245.4 | .....    | 54.9     | Dropsy.....                  | 6.9   | 10.3  | .....    | 3.4      |
| Debility and atrophy.....                     | 45.5  | 88.6  | .....    | 43.1     | Whooping cough.....          | 12.7  | 15.8  | .....    | 3.1      |
| Diphtheria.....                               | 35.4  | 70.1  | .....    | 34.7     | Paralysis.....               | 32.8  | 35.5  | .....    | 2.7      |
| Cholera infantum.....                         | 47.8  | 79.7  | .....    | 31.9     | Scarlet fever.....           | 11.5  | 13.6  | .....    | 2.1      |
| Bronchitis.....                               | 48.3  | 74.4  | .....    | 26.1     | Septicemia.....              | 10.0  | 7.7   | 2.3      | .....    |
| Convulsions.....                              | 33.1  | 56.3  | .....    | 23.2     | Diabetes.....                | 9.4   | 5.5   | 3.9      | .....    |
| Diarrheal diseases.....                       | 85.1  | 104.1 | .....    | 19.0     | Pneumonia.....               | 191.9 | 186.9 | 5.0      | .....    |
| Croup.....                                    | 9.8   | 27.6  | .....    | 17.8     | Premature birth.....         | 33.7  | 25.2  | 8.5      | .....    |
| Typhoid fever.....                            | 33.8  | 46.3  | .....    | 12.5     | Old age.....                 | 54.0  | 44.9  | 9.1      | .....    |
| Diseases of the brain.....                    | 18.6  | 30.9  | .....    | 12.3     | Cancer.....                  | 60.0  | 47.9  | 12.1     | .....    |
| Malarial fever.....                           | 8.8   | 19.2  | .....    | 10.4     | Heart disease.....           | 134.0 | 121.8 | 12.2     | .....    |
| Unknown causes.....                           | 16.8  | 24.6  | .....    | 7.8      | Apoplexy.....                | 66.6  | 49.0  | 17.6     | .....    |
| Inflammation of the brain and meningitis..... | 41.8  | 49.1  | .....    | 7.3      | Influenza.....               | 23.9  | 6.2   | 17.7     | .....    |
| Hydrocephalus.....                            | 11.0  | 15.4  | .....    | 4.4      | Diseases of the kidneys..... | 83.7  | 59.7  | 24.0     | .....    |

## MORTALITY BY STATES.

Total number of deaths reported in each state and territory in the census year ended May 31, 1900, and the number of deaths in each from the three diseases which annually claim the most victims—namely, consumption, pneumonia and heart disease.

| STATE.             | All causes. | Consumption. | Pneumonia. | Heart disease. | STATE.              | All causes. | Consumption. | Pneumonia. | Heart disease. |
|--------------------|-------------|--------------|------------|----------------|---------------------|-------------|--------------|------------|----------------|
| Alabama.....       | 25,639      | 2,696        | 2,459      | 1,111          | Nebraska.....       | 8,264       | 592          | 823        | 566            |
| Arizona.....       | 1,233       | 152          | 105        | 59             | Nevada.....         | 488         | 56           | 55         | 25             |
| Arkansas.....      | 22,518      | 1,889        | 2,688      | 601            | N. Hampshire.....   | 7,400       | 627          | 573        | 738            |
| California.....    | 22,506      | 3,480        | 1,723      | 2,078          | New Jersey.....     | 32,735      | 3,392        | 3,608      | 2,519          |
| Colorado.....      | 7,428       | 874          | 1,016      | 433            | New Mexico.....     | 2,674       | 152          | 232        | 67             |
| Connecticut.....   | 15,422      | 1,529        | 1,469      | 1,153          | New York.....       | 130,268     | 14,210       | 16,644     | 5,668          |
| Delaware.....      | 3,075       | 382          | 304        | 227            | North Carolina..... | 21,068      | 2,350        | 2,127      | 1,135          |
| Dist. of Col.....  | 6,364       | 851          | 518        | 557            | North Dakota.....   | 2,287       | 246          | 212        | 114            |
| Florida.....       | 6,482       | 557          | 407        | 380            | Ohio.....           | 53,362      | 5,789        | 4,906      | 4,210          |
| Georgia.....       | 26,941      | 2,651        | 2,598      | 1,350          | Oklahoma.....       | 3,181       | 2-8          | 313        | 140            |
| Idaho.....         | 1,242       | 86           | 176        | 64             | Oregon.....         | 3,306       | 433          | 305        | 305            |
| Illinois.....      | 61,229      | 6,786        | 6,942      | 3,905          | Pennsylvania.....   | 90,199      | 7,791        | 9,807      | 6,483          |
| Indiana.....       | 33,586      | 4,230        | 2,919      | 2,150          | Rhode Island.....   | 8,176       | 837          | 839        | 571            |
| Indian Ter.....    | 5,286       | 845          | 612        | 113            | South Carolina..... | 17,166      | 2,133        | 1,324      | 843            |
| Iowa.....          | 19,573      | 1,805        | 1,826      | 1,639          | South Dakota.....   | 3,088       | 425          | 280        | 166            |
| Kansas.....        | 16,261      | 1,414        | 1,436      | 1,120          | Tennessee.....      | 30,572      | 4,451        | 3,185      | 1,245          |
| Kentucky.....      | 27,091      | 3,916        | 2,427      | 1,330          | Texas.....          | 34,100      | 2,951        | 2,832      | 1,254          |
| Louisiana.....     | 20,956      | 2,016        | 1,945      | 1,189          | Utah.....           | 3,079       | 143          | 347        | 214            |
| Maine.....         | 12,143      | 1,145        | 1,139      | 1,123          | Vermont.....        | 5,839       | 524          | 691        | 605            |
| Maryland.....      | 20,422      | 2,318        | 2,167      | 1,265          | Virginia.....       | 25,332      | 3,233        | 2,423      | 1,450          |
| Massachusetts..... | 49,756      | 5,224        | 5,268      | 4,296          | Washington.....     | 4,910       | 563          | 379        | 409            |
| Michigan.....      | 33,572      | 2,438        | 2,647      | 2,740          | West Virginia.....  | 9,588       | 1,273        | 722        | 479            |
| Minnesota.....     | 17,005      | 1,844        | 1,379      | 1,172          | Wisconsin.....      | 24,928      | 2,350        | 2,022      | 2,105          |
| Mississippi.....   | 20,251      | 2,129        | 2,168      | 876            | Wyoming.....        | 767         | 51           | 109        | 39             |
| Missouri.....      | 38,084      | 4,107        | 4,442      | 2,061          | Total.....          | 1,039,104   | 109,849      | 105,971    | 64,437         |
| Montana.....       | 2,188       | 164          | 407        | 112            |                     |             |              |            |                |

## DEATHS FROM ACCIDENTS AND INJURIES.

Fatalities from all other than natural causes in the cities named in the census year ended May 31, 1900.

| CITY.              | Total cases. | Burns and scalds. | Drowning. | Exposure and neglect. | Gunshot wounds. | Homicide. | Injuries by machinery. | Railroad accidents. | Suffocation. | Suicide. | Sunstroke. | Surgical operations. | Wounds. | Other violent deaths. |
|--------------------|--------------|-------------------|-----------|-----------------------|-----------------|-----------|------------------------|---------------------|--------------|----------|------------|----------------------|---------|-----------------------|
| Allegheny.....     | 149          | 20                | 7         | 2                     | 2               | 1         | 6                      | 41                  | 3            | 18       | 4          | 3                    | 2       | 40                    |
| Baltimore.....     | 487          | 81                | 55        | 2                     | 14              | 11        | 1                      | 37                  | 24           | 61       | 19         | 8                    | 20      | 154                   |
| Boston.....        | 514          | 45                | 63        | 1                     | 2               | 16        | 1                      | 52                  | 21           | 79       | 1          | 12                   | 13      | 205                   |
| Buffalo.....       | 266          | 24                | 34        | 5                     | 2               | 2         | 2                      | 59                  | 11           | 26       | 4          | 6                    | 4       | 89                    |
| Chicago.....       | 1,761        | 136               | 148       | 7                     | 32              | 104       | 20                     | 330                 | 92           | 372      | 37         | 20                   | 30      | 434                   |
| Cincinnati.....    | 332          | 20                | 39        | 1                     | 5               | 20        | .....                  | 56                  | 13           | 60       | 10         | 6                    | 2       | 95                    |
| Cleveland.....     | 424          | 39                | 32        | 6                     | 6               | 8         | .....                  | 68                  | 25           | 42       | 2          | 6                    | 18      | 172                   |
| Denver.....        | 176          | 4                 | 12        | 3                     | 19              | .....     | .....                  | 27                  | 1            | 7        | 1          | .....                | 4       | 88                    |
| Detroit.....       | 259          | 25                | 21        | .....                 | 10              | .....     | .....                  | 43                  | 12           | 37       | .....      | 7                    | 10      | 89                    |
| Indianapolis.....  | 149          | 14                | 10        | .....                 | 7               | .....     | .....                  | 40                  | 9            | 24       | 2          | 2                    | .....   | 33                    |
| Jersey City.....   | 239          | 15                | 29        | 1                     | 2               | .....     | .....                  | 68                  | 10           | 28       | .....      | 2                    | 1       | 61                    |
| Kansas City.....   | 214          | 10                | 7         | 1                     | 139             | 24        | .....                  | 46                  | 7            | 10       | .....      | 3                    | 5       | 70                    |
| Los Angeles.....   | 147          | 11                | 7         | 1                     | 11              | 9         | .....                  | 21                  | 1            | 32       | .....      | 10                   | 3       | 47                    |
| Louisville.....    | 235          | 23                | 24        | 2                     | 13              | 21        | 1                      | 37                  | 13           | 22       | .....      | 4                    | 2       | 63                    |
| Milwaukee.....     | 335          | 25                | 29        | 3                     | 2               | 6         | .....                  | 46                  | 29           | 60       | 3          | 3                    | 3       | 130                   |
| Minneapolis.....   | 128          | 14                | 16        | .....                 | 5               | 2         | .....                  | 14                  | 7            | 20       | 7          | 2                    | 1       | 47                    |
| Newark.....        | 224          | 35                | 19        | .....                 | 7               | 7         | .....                  | 27                  | 19           | 34       | 7          | .....                | 2       | 64                    |
| New Orleans.....   | 423          | 38                | 69        | 8                     | 74              | 5         | 2                      | 52                  | 9            | 41       | 21         | 5                    | 12      | 86                    |
| New York.....      | 2,940        | 345               | 373       | 13                    | 201             | 73        | 2                      | 124                 | 111          | 453      | 88         | 21                   | 54      | 1,185                 |
| Omaha.....         | 122          | 15                | 6         | 2                     | 7               | 1         | .....                  | 24                  | 3            | 16       | 1          | 15                   | 2       | 29                    |
| Philadelphia.....  | 1,226        | 142               | 116       | 10                    | 17              | 13        | 2                      | 55                  | 39           | 158      | 54         | 6                    | 6       | 608                   |
| Pittsburg.....     | 577          | 49                | 42        | 2                     | 7               | 12        | 14                     | 182                 | 9            | 30       | 15         | 7                    | 23      | 133                   |
| Providence.....    | 148          | 13                | 9         | 2                     | 1               | 6         | 2                      | 16                  | 15           | 19       | .....      | .....                | 2       | 62                    |
| St. Louis.....     | 674          | 27                | 55        | 2                     | 32              | 70        | .....                  | 9                   | 8            | 110      | 19         | 29                   | 1       | 310                   |
| St. Paul.....      | 55           | 7                 | 3         | .....                 | 1               | 2         | .....                  | 9                   | 6            | 8        | 2          | .....                | .....   | 17                    |
| San Francisco..... | 462          | 13                | 51        | 2                     | 2               | 40        | 2                      | 26                  | 15           | 169      | 1          | 18                   | .....   | 123                   |

## JACKSONVILLE FIRE.

On the afternoon of Saturday, May 4, 1901, a fire broke out in Jacksonville, Fla., which by midnight of the same day had destroyed some 1,500 houses, caused a loss of property valued at \$11,000,000 and rendered 10,000 persons homeless. Several lives were lost. The area burned over was about two miles long by one wide.

## LIBRARIES IN THE UNITED STATES.

[From the report of the commissioner of education.]

In 1900 there were in the United States 5,383 public, society and school libraries containing 1,000 or more volumes each. The total number of volumes in these collections was 44,591,851, or 35 per cent more than in 1890, when the number was 33,051,872. There is one library of the kind named for every 14,118 persons, and there are 59 books for every 100 of population, excluding, of course, all private and small collections. The following table shows the number of libraries exceeding 1,000 volumes in size, the number of volumes and pamphlets, percentage of increase in volumes and number of books issued for home use in 1900:

| STATE OR TERRITORY.                 | Libraries reporting. | Volumes.   | Pamphlets. | Per cent increase. | Books issued for home use. |
|-------------------------------------|----------------------|------------|------------|--------------------|----------------------------|
| <b>North Atlantic Division—</b>     |                      |            |            |                    |                            |
| Maine.....                          | 111                  | 701,982    | 115,915    | 29.36              | 708,105                    |
| New Hampshire.....                  | 143                  | 723,560    | 155,609    | 21.44              | 840,533                    |
| Vermont.....                        | 96                   | 481,551    | 48,649     | 34.06              | 430,637                    |
| Massachusetts.....                  | 571                  | 6,633,285  | 1,150,277  | 21.70              | 8,014,899                  |
| Rhode Island.....                   | 82                   | 700,672    | 196,684    | 29.74              | 574,723                    |
| Connecticut.....                    | 197                  | 1,547,667  | 258,358    | 40.43              | 1,844,958                  |
| New York.....                       | 718                  | 7,496,509  | 1,903,828  | 42.75              | 8,872,975                  |
| New Jersey.....                     | 154                  | 1,150,774  | 160,108    | 43.64              | 1,727,574                  |
| Pennsylvania.....                   | 401                  | 3,974,577  | 538,819    | 34.06              | 3,990,887                  |
| <b>South Atlantic Division—</b>     |                      |            |            |                    |                            |
| Delaware.....                       | 13                   | 126,647    | 22,363     | 51.20              | 178,380                    |
| Maryland.....                       | 80                   | 1,175,253  | 175,792    | 19.28              | 903,542                    |
| District of Columbia.....           | 74                   | 2,504,783  | 570,196    | 39.63              | 249,164                    |
| Virginia.....                       | 64                   | 489,646    | 57,211     | 43.50              | 129,152                    |
| West Virginia.....                  | 23                   | 100,492    | 8,700      | 117.31             | 102,519                    |
| North Carolina.....                 | 57                   | 285,251    | 28,125     | 39.40              | 300,726                    |
| South Carolina.....                 | 39                   | 256,571    | 39,091     | 10.39              | 73,777                     |
| Georgia.....                        | 55                   | 296,855    | 35,759     | 9.93               | 56,943                     |
| Florida.....                        | 16                   | 67,739     | 4,600      | 55.70              | 2,600                      |
| <b>South Central Division—</b>      |                      |            |            |                    |                            |
| Kentucky.....                       | 76                   | 425,729    | 50,412     | 33.60              | 104,567                    |
| Tennessee.....                      | 77                   | 362,221    | 39,711     | 23.12              | 82,771                     |
| Alabama.....                        | 43                   | 196,521    | 29,588     | 67.43              | 30,412                     |
| Mississippi.....                    | 30                   | 160,733    | 23,342     | 43.63              | 5,552                      |
| Louisiana.....                      | 40                   | 253,074    | 40,475     | 18.91              | 104,800                    |
| Texas.....                          | 69                   | 246,881    | 41,022     | 88.14              | 65,371                     |
| Arkansas.....                       | 28                   | 181,884    | 34,930     | 107.63             | 23,082                     |
| Oklahoma.....                       | 8                    | 24,706     | 5,680      | 379.08             | 3,975                      |
| Indian Territory.....               | 3                    | 4,982      | 3,650      | 125.94             | .....                      |
| <b>North Central Division—</b>      |                      |            |            |                    |                            |
| Ohio.....                           | 266                  | 2,055,589  | 287,210    | 29.45              | 3,287,709                  |
| Indiana.....                        | 164                  | 992,189    | 67,559     | 51.56              | 1,303,854                  |
| Illinois.....                       | 309                  | 2,472,710  | 489,899    | 35.67              | 3,073,590                  |
| Michigan.....                       | 198                  | 1,298,708  | 61,082     | 33.20              | 1,707,814                  |
| Wisconsin.....                      | 165                  | 987,729    | 198,941    | 57.67              | 1,831,182                  |
| Minnesota.....                      | 123                  | 691,893    | 68,611     | 48.03              | 1,255,452                  |
| Iowa.....                           | 170                  | 844,371    | 50,392     | 38.94              | 918,826                    |
| Missouri.....                       | 141                  | 934,111    | 142,344    | 35.98              | 1,284,971                  |
| North Dakota.....                   | 16                   | 48,631     | 2,700      | 105.35             | 600                        |
| South Dakota.....                   | 26                   | 72,970     | 20,700     | 109.30             | 34,339                     |
| Nebraska.....                       | 51                   | 297,691    | 55,120     | 31.29              | 380,297                    |
| Kansas.....                         | 104                  | 515,118    | 137,303    | 70.13              | 279,442                    |
| <b>Western Division—</b>            |                      |            |            |                    |                            |
| Montana.....                        | 14                   | 111,919    | 32,898     | 61.68              | 285,342                    |
| Wyoming.....                        | 8                    | 43,249     | 6,900      | 81.33              | 19,715                     |
| Colorado.....                       | 54                   | 363,806    | 60,738     | 20.89              | 384,198                    |
| New Mexico.....                     | 11                   | 27,732     | 3,396      | 108.94             | 16,796                     |
| Arizona.....                        | 5                    | 27,414     | 4,590      | 56.90              | 7,800                      |
| Utah.....                           | 13                   | 68,907     | 19,694     | 33.77              | 61,782                     |
| Nevada.....                         | 6                    | 66,584     | .....      | 33.20              | 11,250                     |
| Idaho.....                          | 9                    | 22,556     | 3,150      | 75.50              | 4,341                      |
| Washington.....                     | 31                   | 136,314    | 31,936     | 77.85              | 249,952                    |
| Oregon.....                         | 24                   | 138,937    | 25,068     | 43.03              | 85,554                     |
| California.....                     | 212                  | 1,781,858  | 136,673    | 38.26              | 2,673,358                  |
| <b>North Atlantic division.....</b> |                      |            |            |                    |                            |
| <b>South Atlantic division.....</b> |                      |            |            |                    |                            |
| <b>South central division.....</b>  |                      |            |            |                    |                            |
| <b>North central division.....</b>  |                      |            |            |                    |                            |
| <b>Western division.....</b>        |                      |            |            |                    |                            |
| Total United States.....            | 5,383                | 44,591,851 | 7,503,588  | 34.91              | 48,410,128                 |

## PUBLIC LIBRARIES OF 50,000 OR MORE VOLUMES (1900).

| LOCATION.               | Found-<br>ed. | Vol-<br>umes. | Pam-<br>phlets. | Books<br>circu-<br>lated<br>in year | LOCATION.              | Found-<br>ed. | Vol-<br>umes. | Pam-<br>phlets. | Books<br>circu-<br>lated<br>in year |
|-------------------------|---------------|---------------|-----------------|-------------------------------------|------------------------|---------------|---------------|-----------------|-------------------------------------|
| Boston, Mass.....       | 1854          | 772,432       | .....           | 1,317,497                           | Indianapolis, Ind..... | 1873          | 95,007        | .....           | 271,374                             |
| New York city.....      | 1835          | 500,000       | 140,000         | .....                               | Providence, R. I. .... | 1878          | 83,723        | 45,000          | 105,230                             |
| Chicago, Ill.....       | 1872          | 258,498       | 48,103          | 1,749,775                           | Denver, Col.....       | 1839          | 75,000        | 6,000           | 265,070                             |
| Philadelphia, Pa.....   | 1891          | 207,585       | .....           | 1,778,387                           | Newark, N. J.....      | 1888          | 74,687        | .....           | 356,208                             |
| Cincinnati, O.....      | 1867          | 203,864       | 27,203          | 511,334                             | New Bedford, Mass..... | 1832          | 73,000        | 2,000           | 130,016                             |
| Baltimore, Md.....      | 1875          | 202,118       | 15,000          | 746,623                             | Peoria, Ill.....       | 1880          | 70,342        | 4,019           | 167,951                             |
| Cleveland, O.....       | 1869          | 165,808       | 10,000          | 976,769                             | Jersey City, N. J..... | 1889          | 68,829        | 4,134           | 427,808                             |
| New York (free cir.)    | 1880          | 163,465       | .....           | 1,855,577                           | Hartford, Conn.....    | 1892          | 67,000        | .....           | 207,695                             |
| Detroit, Mich.....      | 1855          | 157,510       | .....           | 450,812                             | Haverhill, Mass.....   | 1873          | 60,000        | .....           | 124,494                             |
| Buffalo, N. Y.....      | 1837          | 155,000       | 12,000          | 887,686                             | Lowell, Mass.....      | 1844          | 59,500        | .....           | 141,597                             |
| Brooklyn, N. Y.....     | 1857          | 149,676       | 19,000          | 86,057                              | Lynn, Mass.....        | 1862          | 58,665        | 663             | 107,279                             |
| St. Louis, Mo.....      | 1865          | 135,000       | 30,000          | 707,323                             | Fall River, Mass.....  | 1861          | 58,208        | .....           | 159,745                             |
| Worcester, Mass.....    | 1859          | 128,196       | .....           | 196,485                             | Newton, Mass.....      | 1871          | 58,000        | .....           | 170,006                             |
| San Francisco, Cal..... | 1879          | 126,274       | 5,000           | 638,250                             | Cambridge, Mass.....   | 1857          | 57,761        | .....           | 175,036                             |
| Milwaukee, Wis.....     | 1878          | 119,684       | 10,500          | 491,458                             | Brookline, Mass.....   | 1857          | 54,570        | .....           | 104,454                             |
| Springfield, Mass.....  | 1857          | 115,091       | 15,000          | 164,091                             | Los Angeles, Cal.....  | 1872          | 54,535        | .....           | 885,218                             |
| Minneapolis, Minn.....  | 1885          | 114,000       | .....           | 596,000                             | Omaha, Neb.....        | 1877          | 53,800        | .....           | 192,535                             |
| Pitts'rg (Carnegie)     | 1895          | 104,344       | 7,645           | 345,590                             | St. Paul, Minn.....    | 1832          | 50,000        | .....           | 172,959                             |

## UNIVERSITY AND COLLEGE LIBRARIES OF 50,000 OR MORE VOLUMES (1900).

| INSTITUTION.                                   | Found-<br>ed. | Vol-<br>umes. | Pam-<br>phlets. | INSTITUTION.                                  | Found-<br>ed. | Vol-<br>umes. | Pam-<br>phlets. |
|--|---------------|---------------|-----------------|---|---------------|---------------|-----------------|
| Harvard university.....                        | 1638          | 560,000       | 350,000         | Bowdoin university.....                       | 1794          | 67,164        | .....           |
| University of Chicago.....                     | 1892          | 329,778       | 150,000         | Woodstock (Md.) college.....                  | 1869          | 67,000        | 10,000          |
| Columbia university.....                       | 1754          | 295,000       | 15,000          | Marietta (O.) college.....                    | 1835          | 65,000        | .....           |
| Yale university.....                           | 1700          | 285,000       | 100,000         | University of Minnesota.....                  | 1868          | 65,000        | .....           |
| Cornell university.....                        | 1868          | 225,022       | 36,000          | Princeton Theological<br>seminary.....        | 1812          | 64,500        | 27,000          |
| University of Pennsylvania.....                | 1749          | 160,000       | 100,000         | University of Wisconsin.....                  | 1878          | 63,750        | 20,000          |
| University of Michigan.....                    | 1841          | 145,460       | .....           | University of Notre Dame.....                 | 1856          | 60,000        | .....           |
| Princeton university.....                      | 1746          | 126,149       | 25,000          | University of Vermont.....                    | 1791          | 59,433        | 30,882          |
| Brown university.....                          | 1767          | 110,000       | 30,000          | Wesleyan university.....                      | 1833          | 58,000        | .....           |
| Johns Hopkins university.....                  | 1876          | 93,000        | 100,000         | University of New York.....                   | 1831          | 55,000        | .....           |
| Dartmouth college.....                         | 1769          | 90,000        | 22,000          | Iowa State university.....                    | 1856          | 55,000        | .....           |
| St. Francis Xavier college,<br>New York.....   | 1847          | 82,000        | .....           | Massachusetts Institute of<br>Technology..... | .....         | 53,000        | 15,000          |
| Lehigh university.....                         | 1877          | 81,326        | 30,332          | Andover seminary.....                         | 1807          | 52,300        | 26,000          |
| University of California.....                  | 1869          | 79,417        | 13,000          | Wellesley college.....                        | 1875          | 51,159        | .....           |
| Union Theological semi-<br>nary, New York..... | 1836          | 75,000        | 30,000          | Oberlin college.....                          | 1833          | 51,000        | 37,000          |
| Amherst university.....                        | 1821          | 72,000        | 20,000          | Harvard Law school.....                       | 1638          | 50,400        | .....           |

## NATIONAL AND STATE LIBRARIES (1900).

| INSTITUTION.                            | Found-<br>ed. | Vol-<br>umes. | Pam-<br>phlets. | INSTITUTION.                   | Found-<br>ed. | Vol-<br>umes. | Pam-<br>phlets. |
|---|---------------|---------------|-----------------|--------------------------------|---------------|---------------|-----------------|
| National—Library of cong.<br>House..... | 1800          | 1,000,000     | .....           | Michigan, Lansing.....         | .....         | 100,000       | .....           |
| Surgeon-general's.....                  | 1870          | 198,000       | 2,000           | Minnesota, St. Paul(law)       | 1851          | 28,790        | 2,141           |
| Senate.....                             | 1808          | 135,058       | 220,546         | Mississippi, Jackson.....      | 1838          | 79,000        | 3,000           |
| Bureau of education.....                | 1868          | 125,000       | .....           | Missouri, Jefferson City.....  | 1833          | 40,000        | .....           |
| Agricultural department.....            | 1869          | 81,872        | .....           | Montana, Helena.....           | 1894          | 12,000        | 10,000          |
| Patent office.....                      | 1869          | 68,000        | .....           | Nevada, Lincoln.....           | 1855          | 42,065        | .....           |
| State department.....                   | 1836          | 74,140        | .....           | Nevada, Carson City.....       | 1865          | 45,000        | .....           |
| State—                                  | 1789          | 65,000        | 2,500           | New Hampshire, Concord.....    | 1819          | 60,456        | 31,794          |
| Alabama, Montgomery.....                | 1826          | 30,652        | 1,500           | New Jersey, Trenton.....       | 1796          | 53,500        | .....           |
| Arkansas, Little Rock.....              | 1840          | 75,000        | 500             | New York, Albany.....          | 1818          | 423,290       | 143,725         |
| California, Sacramento.....             | 1852          | 113,600       | .....           | North Carolina, Raleigh.....   | 1821          | 35,000        | .....           |
| Col., Denver (historical).....          | 1879          | 9,000         | .....           | North Dakota, Bismarck.....    | 1889          | 13,400        | .....           |
| Connecticut, Hartford.....              | .....         | 25,000        | .....           | Ohio, Columbus.....            | 1817          | 66,215        | 2,000           |
| Delaware, Dover.....                    | 1875          | 30,000        | 15,000          | Oregon, Portland.....          | 1850          | 25,000        | .....           |
| Florida, Tallahassee.....               | .....         | 9,500         | 2,000           | Pennsylvania, Harris'g.....    | 1790          | 101,906       | 7,270           |
| Georgia, Atlanta.....                   | 1847          | 25,000        | .....           | R. I., Providence (law).....   | 1868          | 26,500        | .....           |
| Idaho, Boise.....                       | 1863          | 15,000        | .....           | South Carolina, Columbia.....  | 1816          | 50,000        | 25,000          |
| Illinois, Springfield.....              | 1839          | 50,000        | .....           | South Dakota, Pierre.....      | 1889          | 5,000         | 3,000           |
| Indiana, Indianapolis.....              | 1825          | 33,000        | .....           | Tennessee, Nashville.....      | .....         | 40,000        | .....           |
| Iowa, Des Moines.....                   | 1838          | 65,033        | .....           | Texas, Austin.....             | 1839          | 12,800        | 9,000           |
| Kansas, Topeka.....                     | 1870          | 75,000        | 2,000           | Utah, Salt Lake City (law)     | .....         | 10,000        | .....           |
| Kentucky, Frankfort.....                | .....         | 101,000       | .....           | Vermont, Montpelier.....       | 1825          | 35,000        | .....           |
| Louisiana, New Orleans.....             | 1838          | 28,619        | .....           | Washington, Olympia.....       | 1832          | 96,000        | 2,500           |
| Maine, Augusta.....                     | 1861          | 60,000        | 3,000           | Washington, Charlestown.....   | 1834          | 27,000        | .....           |
| Maryland, Annapolis.....                | 1827          | 40,000        | 3,000           | West Virginia, Charleston..... | 1863          | 14,000        | .....           |
| Massachusetts, Boston.....              | 1826          | 106,351       | 87,216          | Wisconsin, Madison(law)        | .....         | 34,188        | .....           |
|   |               |               |                 | Wyoming, Cheyenne(law)         | 1872          | 15,000        | .....           |



OTHER IMPORTANT LIBRARIES (1900).

| NAME AND LOCATION.                                  | Found-<br>ed. | Vol-<br>umes. | Pam-<br>phlets. | NAME AND LOCATION.                                   | Found-<br>ed. | Vol-<br>umes. | Fam-<br>phlets. |
|---|---------------|---------------|-----------------|--|---------------|---------------|-----------------|
| A. W. Tams music, N. York                           | 1887          | 500,000       | 1,000,000       | Case Memorial, Hartford,<br>Conn.....                | 1834          | 75,892        | 39,355          |
| Mercantile, New York                                | 1820          | 262,043       |                 | Mercantile, San Francisco                            | 1852          | 75,000        |                 |
| Library Company of Phila.                           | 1781          | 201,184       | 31,000          | Masonic, Washington                                  | 1880          | 75,000        |                 |
| Sutro, San Francisco                                | 200,000       |               |                 | Forbes, Northampt'n, Mass                            | 1894          | 73,500        | 2,000           |
| Athenæum, Boston                                    | 1807          | 195,000       |                 | Malmonides, New York                                 | 1852          | 65,121        |                 |
| Mercantile, Philadelphia                            | 1821          | 185,000       | 10,000          | Long Island Historical so-<br>ciety, Brooklyn, N. Y. | 1875          | 64,685        |                 |
| Newberry, Chicago                                   | 1857          | 157,151       | 63,588          | Mercantile, Cincinnati                               | 1835          | 63,000        |                 |
| Peabody inst., Baltimore                            | 1856          | 137,000       | 17,500          | Athenæum, Providence                                 | 1836          | 61,974        |                 |
| Mercantile, St. Louis                               | 1846          | 113,587       | 15,000          | Crerar, Chicago                                      | 1894          | 59,917        |                 |
| Historical, Madison, Wis.                           | 1854          | 110,000       | 105,000         | Public School, Gr'd Rapids                           | 1864          | 56,402        | 3,769           |
| Mechanics and Trades-<br>men's, New York            | 1820          | 109,955       |                 | Grosvenor, Buffalo                                   | 1859          | 54,265        | 2,500           |
| Wagner Free Institute of<br>Science, Philadelphia   | 1855          | 104,844       | 7,645           | Y. M. C. A., New York                                | 1852          | 53,460        | 4,000           |
| Mechanics' Institute, San<br>Francisco              | 1855          | 100,170       |                 | Polytechnic, Louisville                              | 1852          | 52,923        |                 |
| American Antiquarian so-<br>ciety, Worcester, Mass. | 1812          | 100,000       |                 | Watkinson, Hartford, Conn                            | 1858          | 52,117        |                 |
| Historical, New York                                | 1804          | 100,000       | 8,403           | Franklin, Philadelphia                               | 1824          | 51,190        | 35,966          |
| Riggs Memorial, Washing-<br>ton, D.C.               | 1789          | 80,000        |                 | Academy of Nat. Science,<br>Philadelphia             | 1812          | 50,220        | 18,646          |
| Academy of Medicine, N.Y.                           | 1847          | 80,000        | 20,000          | Bancroft, San Francisco                              | 1850          | 50,000        |                 |
| Essex inst., Salem, Mass.                           | 1848          | 79,976        | 276,652         | Case, Cleveland                                      | 1848          | 50,000        | 3,000           |
|   |               |               |                 | German Society of Penn-<br>sylvania, Philadelphia    | 1817          | 50,000        | 1,200           |

THE MONROE DOCTRINE.

The famous "Monroe doctrine" was enun-  
ciated by President Monroe in his message  
to congress Dec. 2, 1823. Referring to steps  
taken to arrange the respective rights of  
Russia, Great Britain and the United  
States on the northwest coast of this conti-  
nent, the president went on to say:

"In the discussions to which this interest  
has given rise, and in the arrangements by  
which they may terminate, the occasion has  
been deemed proper for asserting, as a  
principle in which the rights and interests  
of the United States are involved, that the  
American continents, by the free and in-  
dependent condition which they have as-  
sumed and maintain, are henceforth not to  
be considered as subjects for future colo-  
nization by any European power. \* \* \*  
We owe it, therefore, to candor and to the  
amicable relations existing between the  
United States and those powers to declare  
that we should consider any attempt on  
their part to extend their system to any  
portion of this hemisphere as dangerous to  
our peace and safety. With the existing  
colonies or dependencies of any European  
power we have not interfered and shall not  
interfere. But with the governments who  
have declared their independence and main-

tain it, and whose independence we have, on  
great consideration and on just principles,  
acknowledged, we could not view any inter-  
position for the purpose of oppressing them  
or controlling in any other manner their  
destiny by any European power in any  
other light than as the manifestation of an  
unfriendly disposition toward the United  
States."

The doctrine has been accepted and de-  
fended by American statesmen, generally  
speaking, since Monroe's time. It was in-  
sisted upon with emphasis by Secretary of  
State Olney in his letter to Mr. Bayard  
July 20, 1895, and by President Cleveland in  
his special message to congress Dec. 17 of  
the same year, the subject of each document  
being the position taken by the United  
States with relation to the boundary dis-  
pute between Great Britain and Venezuela.  
President Cleveland declared: "It may not  
be amiss to suggest that the doctrine upon  
which we stand is strong and sound because  
its enforcement is important to our peace  
and safety as a nation and is essential to our  
free institutions and the tranquil mainte-  
nance of our distinctive form of government.  
It was intended to apply to every stage of  
our national life and cannot become obse-  
lete while our republic endures."

LENGTH AND COST OF THE TRANS-SIBERIAN RAILWAY.

In the following table, based on figures  
given in London Engineering May 3, 1901,  
the sections include all branches and the  
cost is that of construction and equipment  
combined.

| Sections.                   | Miles. | Cost.        |
|-----------------------------|--------|--------------|
| Western Siberia             | 1,030  | \$27,943,725 |
| Siberian Central            | 1,196  | 53,846,335   |
| Irkutsk-Baikal              | 43     | 1,675,275    |
| Baikal railway              | 31     | 2,251,960    |
| Baikal railway (2d section) | 125    |              |
| Trans-Baikal line           | 687    | 41,829,750   |
| Chinese frontier branch     | 215    | 15,513,275   |
| Oussouri line               | 478    | 22,993,740   |

| Section.                  | Miles. | Cost.         |
|---------------------------|--------|---------------|
| Chinese frontier branch   | 67     | \$4,177,055   |
| Perm-Kotlass line         | 537    | 20,301,045    |
| Eastern Chinese railway   | 951    |               |
| Port Arthur branch        | 643    |               |
| Total                     | 6,003  |               |
| Surveys                   | 4,284  | 1,743,590     |
| River improvements        |        | 2,237,200     |
| Lake Baikal steam service |        | 3,407,645     |
| Vladivostok port          |        | 1,111,375     |
| Supplementary expenses    |        | 2,318,890     |
| Total                     |        | \$201,350,860 |

## GROSS AREA OF THE UNITED STATES.

Including Alaska, Hawaii, Porto Rico and the Philippine Islands, the gross area (land and water surface) of the United States is approximately 3,622,933 square miles. Excluding Alaska and the islands named, the gross area at each census from 1790 to 1900 compares as follows:

| Census years. | Sq. miles. | Census years. | Sq. miles. | Census years. | Sq. miles. | Census years. | Sq. miles. |
|---------------|------------|---------------|------------|---------------|------------|---------------|------------|
| 1900          | 3,025,600  | 1870          | 3,025,600  | 1840          | 2,059,043  | 1810          | 1,999,775  |
| 1890          | 3,025,600  | 1860          | 3,025,600  | 1830          | 2,059,043  | 1800          | 827,844    |
| 1880          | 3,025,600  | 1850          | 2,980,959  | 1820          | 2,059,043  | 1790          | 827,844    |

## AREA BY STATES AND TERRITORIES (1900).

| STATE OR TERRITORY.  | Gross area. | Water surface. | Land surface. | STATE OR TERRITORY.             | Gross area. | Water surface. | Land surface. |
|----------------------|-------------|----------------|---------------|---------------------------------|-------------|----------------|---------------|
| Alabama              | 52,250      | 710            | 51,540        | Nevada                          | 110,700     | 960            | 109,740       |
| Alaska               | 560,884     |                |               | New Hampshire                   | 9,305       | 300            | 9,005         |
| Arizona              | 113,020     | 100            | 112,920       | New Jersey                      | 7,815       | 290            | 7,525         |
| Arkansas             | 53,850      | 805            | 53,045        | New Mexico                      | 122,580     | 120            | 122,460       |
| California           | 158,360     | 2,380          | 155,980       | New York                        | 49,170      | 1,550          | 47,620        |
| Colorado             | 103,925     | 280            | 103,645       | North Carolina                  | 52,250      | 3,670          | 48,580        |
| Connecticut          | 4,990       | 145            | 4,845         | North Dakota                    | 70,795      | 600            | 70,195        |
| Delaware             | 2,050       | 90             | 1,960         | Ohio                            | 41,060      | 300            | 40,760        |
| District of Columbia | 70          | 10             | 60            | Oklahoma                        | 39,030      | 200            | 38,830        |
| Florida              | 58,680      | 4,440          | 54,240        | Oregon                          | 96,030      | 1,470          | 94,560        |
| Georgia              | 59,475      | 495            | 58,980        | Pennsylvania                    | 45,215      | 290            | 44,925        |
| Hawaii               | 6,449       |                |               | Rhode Island                    | 1,250       | 197            | 1,053         |
| Idaho                | 84,800      | 510            | 84,290        | South Carolina                  | 30,570      | 400            | 30,170        |
| Illinois             | 56,650      | 650            | 56,000        | South Dakota                    | 77,650      | 800            | 76,850        |
| Indiana              | 36,350      | 440            | 35,910        | Tennessee                       | 42,050      | 300            | 41,750        |
| Indian Territory     | 31,400      | 400            | 31,000        | Texas                           | 265,780     | 3,430          | 262,350       |
| Iowa                 | 56,025      | 550            | 55,475        | Utah                            | 84,970      | 2,780          | 82,190        |
| Kansas               | 82,080      | 380            | 81,700        | Vermont                         | 9,565       | 430            | 9,135         |
| Kentucky             | 40,400      | 400            | 40,000        | Virginia                        | 42,450      | 2,320          | 40,125        |
| Louisiana            | 48,720      | 3,300          | 45,420        | Washington                      | 69,180      | 2,300          | 66,880        |
| Maine                | 33,040      | 3,145          | 29,895        | West Virginia                   | 24,780      | 135            | 24,645        |
| Maryland             | 12,210      | 2,350          | 9,860         | Wisconsin                       | 56,040      | 1,590          | 54,450        |
| Massachusetts        | 8,315       | 275            | 8,040         | Wyoming                         | 97,890      | 315            | 97,575        |
| Michigan             | 58,915      | 1,485          | 57,430        | Delaware bay                    |             | 620            | 620           |
| Minnesota            | 83,365      | 4,160          | 79,205        | Raritan bay and lower N. Y. bay |             | 100            | 100           |
| Mississippi          | 46,810      | 470            | 46,340        | Total                           | 3,622,933   | *55,562        | *2,970,038    |
| Missouri             | 69,415      | 680            | 68,735        |                                 |             |                |               |
| Montana              | 146,080     | 770            | 145,310       |                                 |             |                |               |
| Nebraska             | 77,510      | 670            | 76,840        |                                 |             |                |               |

\*Exclusive of Alaska and Hawaii.

Area of Porto Rico is approximately 3,600 and of the Philippine islands 114,000 square miles.

## COMMERCIAL AND ABSOLUTE WEIGHTS OF WOODS.

The commercial weights are those fixed by the National Hardwood Lumber association. The absolute weights are from Dr. Sargent's "Forests of North America."

| WOOD.       | COMMERCIAL WT. |        | ABSOLUTE WEIGHT.       |                        |                                    |
|-------------|----------------|--------|------------------------|------------------------|------------------------------------|
|             | Dry.           | Green. | Specific gravity, dry. | Weight per cubic foot. | Wt. per 1,000 feet, board measure. |
|             |                |        |                        |                        |                                    |
| Ash (black) | 3,250          | 4,500  | .6318                  | 39.44                  | 3,286                              |
| Ash (white) | 3,500          | 4,500  | .6543                  | 40.84                  | 3,403                              |
| Beech       | 4,000          | 6,000  | .6883                  | 42.96                  | 3,890                              |
| Basswood    | 2,400          | 4,000  | .4525                  | 28.24                  | 2,530                              |
| Birch       | 4,000          | 5,500  | .6553                  | 40.80                  | 3,409                              |
| Butternut   | 2,500          | 4,000  | .4089                  | 25.50                  | 2,125                              |
| Cherry      | 3,800          | 5,000  | .7617                  | 47.55                  | 3,962                              |
| Chestnut    | 2,800          | 5,000  | .4504                  | 28.11                  | 2,343                              |
| Cottonwood  | 2,800          | 4,500  | .3889                  | 24.29                  | 2,023                              |
| Cypress     | 2,000          | 5,000  | .4543                  | 28.36                  | 2,363                              |
| Elm (rock)  | 4,000          | 5,500  | .7263                  | 45.54                  | 3,778                              |
| Elm (soft)  | 3,000          | 4,500  | .6506                  | 40.61                  | 3,354                              |
| Gum         | 3,300          | 5,300  | .6910                  | 39.80                  | 3,074                              |
| Hickory     | 4,500          | 6,000  | .8572                  | 52.26                  | 4,355                              |
| Mahogany    | 3,500          | 4,500  | .7282                  | 45.45                  | 3,788                              |
| Maple       | 4,000          | 5,500  | .5232                  | 32.80                  | 2,740                              |
| Oak         | 4,000          | 5,500  | .7470                  | 46.63                  | 3,886                              |
| Poplar      | 2,800          | 4,200  | .4230                  | 26.40                  | 2,200                              |
| Sycamore    | 3,000          | 4,750  | .5678                  | 35.44                  | 2,953                              |
| Walnut      | 3,800          | 4,800  | .7180                  | 44.82                  | 3,735                              |
| Yellow pine | 3,200          | 4,300  | .6104                  | 38.10                  | 3,175                              |

STATISTICS OF RAILROADS IN THE UNITED STATES.

[From the report of the interstate-commerce commission for the year ended June 30, 1900.]

| MILEAGE AND EQUIPMENT.     |                  | Other passengers.....   |                  |
|----------------------------|------------------|-------------------------|------------------|
| Single-track mileage.....  | 193,345          | Freight.....            | 1,049,256,323    |
| Second track.....          | 12,151           | Other freight.....      | 3,345,912        |
| Third track.....           | 1,094            | Unclassified.....       | 36,397,294       |
| Fourth track.....          | 829              | Gross earnings.....     | \$1,487,044,814  |
| Yards and sidings.....     | 52,367           | Operating expenses..... | 961,428,511      |
| Total miles track.....     | 259,786          | Net earnings.....       | \$525,616,303    |
| Number of locomotives..... | 37,663           | Other income.....       | 162,885,071      |
| Number of cars.....        | 1,450,838        | Total income.....       | \$688,501,374    |
| Number of employes.....    | 1,017,653        | Fixed charges, etc..... | 461,240,927      |
| PUBLIC SERVICE.            |                  | Net income.....         | \$227,260,447    |
| Passengers carried.....    | 576,865,230      | Dividends paid.....     | 139,602,514      |
| Tons freight carried.....  | 1,101,680,238    | Surplus.....            | \$87,657,933     |
| CAPITALIZATION.            |                  | INCREASE OF MILEAGE.    |                  |
| Common stock.....          | \$4,522,291,338  | Year.....               | Mileage Increase |
| Preferred stock.....       | 1,323,287,755    | 1900.....               | 193,345 4,051    |
| Funded debt.....           | 5,645,455,367    | 1899.....               | 189,294 2,898    |
| Total.....                 | \$11,491,034,960 | 1898.....               | 186,396 1,967    |
| Per mile.....              | 61,490           | 1897.....               | 184,428 1,651    |
| Current liabilities.....   | 594,787,870      | 1896.....               | 182,776 2,119    |
| EARNINGS AND EXPENSES.     |                  | 1895.....               | 180,657 1,948    |
| Passenger revenue.....     | \$323,715,639    |                         |                  |
| Mail.....                  | 37,752,474       |                         |                  |
| Express.....               | 28,416,150       |                         |                  |

RAILROAD ACCIDENTS.

[From report of interstate-commerce commission.]

| YEAR.     | PASSENGERS. |          | EMPLOYES. |          | OTHERS. |          | TOTAL.  |          |
|-----------|-------------|----------|-----------|----------|---------|----------|---------|----------|
|           | Killed.     | Injured. | Killed.   | Injured. | Killed. | Injured. | Killed. | Injured. |
| 1895..... | 170         | 2,375    | 1,811     | 25,695   | 4,155   | 5,667    | 6,136   | 33,748   |
| 1896..... | 181         | 2,873    | 1,861     | 29,963   | 4,406   | 5,845    | 6,448   | 38,687   |
| 1897..... | 222         | 2,795    | 1,693     | 27,667   | 4,522   | 6,269    | 6,457   | 36,731   |
| 1898..... | 221         | 2,945    | 1,953     | 31,761   | 4,680   | 6,176    | 6,569   | 40,882   |
| 1899..... | 239         | 3,442    | 2,210     | 31,923   | 4,674   | 6,255    | 7,123   | 44,620   |
| 1900..... | 249         | 4,128    | 2,550     | 39,643   | 5,066   | 6,549    | 7,945   | 50,320   |

WORLD'S RAILROAD MILEAGE.

[From "Archiv fur Eisenbahnwesen," issued for the Prussian minister of public works.]

| Continent.                            | 1899.   | Country.                   | 1899.   |
|---------------------------------------|---------|----------------------------|---------|
| North America.....                    | 216,290 | United States.....         | 189,295 |
| Europe.....                           | 172,622 | Germany.....               | 31,545  |
| Asia.....                             | 35,938  | Russia.....                | 28,589  |
| South America.....                    | 27,874  | France.....                | 26,234  |
| Australasia.....                      | 14,675  | Austria-Hungary.....       | 22,545  |
| Africa.....                           | 12,501  | British India.....         | 22,491  |
| Total.....                            | 479,900 | Great Britain.....         | 21,671  |
| Total at end of 1901 (estimated)..... | 500,000 | British North America..... | 17,250  |
|                                       |         | Argentina.....             | 10,015  |

The countries having the greatest mileage in 1899 were:

From 1895 to 1899 the world's railroad mileage increased at the rate of about 10,000 miles a year.

WORLD'S COPPER PRODUCTION.

This table showing the copper production of the world in 1899 and 1900 (by tons) is based upon estimates made by the Messrs. Henry Merton & Co., London, recognized authorities upon the subject.

| Country.                | 1899.   | 1900.   |
|-------------------------|---------|---------|
| United States.....      | 262,206 | 268,787 |
| Spain and Portugal..... | 52,168  | 52,872  |
| Country.                | 1899.   | 1900.   |
| Japan.....              | 28,310  | 27,840  |
| Chile.....              | 25,000  | 25,700  |
| Australia.....          | 20,750  | 23,000  |
| Mexico.....             | 19,335  | 22,050  |
| Germany.....            | 23,460  | 20,410  |
| Other countries.....    | 41,015  | 45,425  |
| Total.....              | 472,244 | 486,084 |

QUALIFICATIONS FOR SUFFRAGE.

| REQUIREMENTS FOR VOTERS IN THE VARIOUS STATES.  | PREVIOUS RESIDENCE REQUIRED. |         |       |          | Registration. | Ballot reform. | Excluded from voting.  |
|---|------------------------------|---------|-------|----------|---------------|----------------|--|
|   | State.                       | County. | Town. | Precinct |               |                |  |
| ALABAMA—Citizens of good character and understanding, or aliens who have declared intention; must exhibit poll-tax receipt. | 1 y.                         | 3 m     | 30 d  | 30 d     | Yes.          | Yes.           | If convicted of treason, embezzlement of public funds, malfeasance in office or other penitentiary offenses, idiots or insane.   |
| ARKANSAS—Like Alabama, except as to "good character."   | 1 y.                         | 6 m     | 30 d  | 30 d     | No..          | Yes.           | Idiots, insane, convicts until pardoned, nonpayment of poll tax.   |
| CALIFORNIA—Citizens by nativity; naturalized for 90 days, or treaty of Queretaro.   | 1 y.                         | 90 d    | ....  | 30 d     | Yes.          | Yes.           | Chinese, insane, embezzlers of public moneys, convicts.  |
| COLORADO—Citizens, male or female, or aliens who declared intention 4 months before offering to vote.                       | 6 m                          | 30 d    | 30 d  | 10 d     | Yes.          | Yes.           | Persons under guardianship, insane, idiots, prisoners convicted of bribery.  |
| CONNECTICUT—Citizens who can read.  | 1 y.                         | ....    | 6 m   | ....     | Yes.          | Yes.           | Convicted of felony or other infamous crime unless pardoned.   |
| DELAWARE—Citizens paying \$1 registration fee.  | 1 y.                         | 3 m     | ....  | 30 d     | No..          | Yes.           | Insane, idiots, felons, paupers.   |
| FLORIDA—Citizens of United States.  | 1 y.                         | 6 m     | ....  | ....     | Yes.          | Yes.           | Persons not registered, insane or under guardian, felons, convicts.  |
| GEORGIA—Citizens who can read and have paid all taxes since 1877.   | 1 y.                         | 6 m     | ....  | ....     | (a)           | No..           | Persons convicted of crimes punishable by imprisonment, insane, delinquent taxpayers.  |
| IDAHO—Citizens, male or female.   | 6 m                          | 30 d    | 3 m   | 10 d     | Yes.          | Yes.           | Chinese, Indians, insane, felons, polygamists, bigamists, traitors, bribers.   |
| ILLINOIS—Citizens of United States.   | 1 y.                         | 30 d    | 30 d  | 30 d     | Yes.          | Yes.           | Convicts of penitentiary until pardoned.   |
| INDIANA—Citizens, or aliens who have declared intention and resided 1 year in United States.                                | 6 m                          | 30 d    | 30 d  | 30 d     | No..          | Yes.           | Convicts and persons disqualified by judgment of a court, United States soldiers, marines and sailors.   |
| IOWA—Citizens of United States.   | 6 m                          | 60 d    | 10 d  | 10 d     | (b)           | Yes.           | Idiots, insane, convicts.  |
| KANSAS—Citizens; aliens who have declared intention; women vote at municipal and school elections.                          | 6 m                          | 30 d    | 30 d  | 30 d     | (b)           | Yes.           | Insane, persons under guardianship, convicts, bribers, defrauders of the government and persons dishonorably discharged from service of United States.                 |
| KENTUCKY—Citizens of United States.   | 1 y.                         | 6 m     | 6 m   | 60 d     | (c)           | No..           | Treason, felony, bribery, idiots, insane.  |
| LOUISIANA—Citizens who are able to read.  | 2 y.                         | 1 y.    | ....  | 6 m      | Yes.          | No..           | Idiots, insane, all crimes punishable by imprisonment, embezzling public funds unless pardoned.  |
| MAINE—Citizens of the United States.  | 3 m                          | 3 m     | 3 m   | 3 m      | Yes.          | Yes.           | Paupers, persons under guardianship, Indians not taxed.  |
| MARYLAND—Citizens of United States who can read.  | 1 y.                         | 6 m     | ....  | ....     | Yes.          | Yes.           | Persons convicted of larceny or other infamous crime, persons under guardianship, insane, idiots, Paupers (except United States soldiers), persons under guardianship. |
| MASSACHUSETTS—Citizens who can read and write English.  | 1 y.                         | 6 m     | 6 m   | 6 m      | Yes.          | Yes.           | Indians holding tribal relations, duelist and their abettors.  |
| MICHIGAN—Citizens, or aliens who declared intention prior to May 8, 1892.   | 6 m                          | 20 d    | 20 d  | 20 d     | Yes.          | Yes.           | Indians holding tribal relations, duelist and their abettors.  |
| MINNESOTA—Citizens of the United States.  | 6 m                          | ....    | ....  | 30 d     | (d)           | Yes.           | Treason, felony unless pardoned, insane, persons under guardianship, uncivilized Indians.  |
| MISSISSIPPI—Citizens who can read or understand the constitution.   | 2 y.                         | 1 y.    | 1 y.  | 1 y.     | Yes.          | Yes.           | Insane, idiots, felons, delinquent taxpayers.  |
| MISSOURI—Citizens or aliens who have declared intention not less than 1 nor more than 5 years before offering to vote.      | 1 y.                         | 60 d    | 60 d  | 60 d     | (e)           | Yes.           | Paupers, persons convicted of felony or other infamous crime or misdemeanor or violating right of suffrage, unless pardoned; second conviction disfranchises.          |
| MONTANA—Citizens of U. S. ....  | 1 y.                         | 30 d    | 30 d  | 30 d     | Yes.          | Yes.           | Indians, felons, idiots, insane.   |
| NEBRASKA—Citizens, or aliens who have declared intention 30 days before election.   | 6 m                          | 40 d    | 10 d  | 10 d     | (b)           | Yes.           | Lunatics, persons convicted of treason or felony unless pardoned, U. S. soldiers and sailors.  |

(a) Registration required in some counties. (b) In all cities. (c) In the cities of first, second and third class. (d) Required in cities of 1,200 inhabitants or over. (e) In cities of 100,000 population or over.

QUALIFICATIONS FOR SUFFRAGE.—CONTINUED.

| REQUIREMENTS FOR VOTERS IN THE VARIOUS STATES.  | PREVIOUS RESIDENCE REQUIRED. |         |       |          | Registration. | Ballot reform. | Excluded from voting.  |
|---|------------------------------|---------|-------|----------|---------------|----------------|--|
|   | State.                       | County. | Town. | Precinct |               |                |  |
| NEVADA — Citizens of United States.   | 6 m                          | 30 d    | 30 d  | 30 d     | Yes.          | Yes.           | Insane, idiots, convicted of treason or felony, unamnestied confederates against the United States, Indians and Chinese.     |
| NEW HAMPSHIRE—Citizens of United States.  | 6 m                          | 6 m     | 6 m   | 6 m      | Yes.          | Yes.           | Paupers (except honorably discharged soldiers), persons excused from paying taxes at their own request.                      |
| NEW JERSEY—Citizens of United States.   | 1 y.                         | 5 m     | ..... | .....    | Yes.          | Yes.           | Paupers, insane, idiots and persons convicted of crimes which exclude them from being witnesses unless pardoned.             |
| NEW YORK—Citizens who have been such for 90 days.   | 1 y.                         | 4 m     | 30 d  | 30 d     | Yes.          | Yes.           | Convicted of bribery or any infamous crime unless pardoned, bettors on result of election, bribers for votes and the bribed. |
| NORTH CAROLINA—Citizens of United States who can read.  | 1 y.                         | 30 d    | ..... | .....    | Yes.          | No.            | Idiots, lunatics, convicted of felony or other infamous crimes, atheists.  |
| NORTH DAKOTA — Citizens, or aliens who have declared intention 1 year and not more than 6 prior to election, and civilized Indians. | 1 y.                         | 6 m     | ....  | 30 d     | (a)           | Yes.           | Felons, idiots, convicts unless pardoned, United States soldiers and sailors.  |
| OHIO — Citizens of the United States.   | 1 y.                         | 30 d    | 30 d  | 20 d     | (b)           | Yes.           | Idiots, insane, United States soldiers and sailors, felons unless restored to citizenship.                                   |
| OREGON — White male citizens, or aliens who have declared intention 1 year before election.   | 6 m                          | 30 d    | 30 d  | 30 d     | No.           | Yes.           | Idiots, insane, convicted felons, Chinese, United States soldiers and sailors.   |
| PENNSYLVANIA — Citizens at least 1 month, and if 22 years old must have paid tax within 2 yrs.                                      | 1 y.                         | .....   | ..... | 2 m      | Yes.          | Yes.           | Persons convicted of some offense forfeiting right of suffrage, non-taxpayers.   |
| RHODE ISLAND — Citizens of United States.   | 2 y.                         | .....   | 6 m   | ....     | (c)           | Yes.           | Paupers, lunatics, idiots, convicted of bribery or infamous crime until restored.  |
| SOUTH CAROLINA—Citizens of United States who can read.  | 2 y.                         | 1 y.    | 4 m   | 4 m      | Yes.          | No.            | Paupers, insane, idiots, convicted of treason, dueling or other infamous crime.  |
| SOUTH DAKOTA — Citizens, or aliens who have declared intention.   | 6 m                          | 30 d    | 10 d  | 10 d     | (d)           | Yes.           | Persons under guardian, idiots, insane, convicted of treason or felony unless pardoned.                                      |
| TENNESSEE—Citizens who have paid poll tax preceding year.   | 1 y.                         | 6 m     | ..... | .....    | (e)           | Yes.           | Convicted of bribery or other infamous crime, failure to pay poll tax.   |
| TEXAS — Citizens, or aliens who have declared intention 6 months before election.   | 1 y.                         | 6 m     | ..... | .....    | (f)           | Yes.           | Idiots, lunatics, paupers, convicts, United States soldiers and sailors.   |
| UTAH—Citizens of United States, male or female.   | 1 y.                         | 4 m     | ..... | .....    | .....         | .....          | Idiots, insane, convicted of treason or violation of election laws.  |
| VERMONT — Citizens of United States.  | 1 y.                         | .....   | 3 m   | 30 d     | Yes.          | Yes.           | Unpardoned convicts, deserters from United States service during the war, ex-confederates.                                   |
| VIRGINIA — Citizens of United States.   | 1 y.                         | 3 m     | 3 m   | ....     | Yes.          | No.            | Idiots, lunatics, convicts unless pardoned by the legislature.   |
| WASHINGTON—Citizens of United States.   | 1 y.                         | 30 d    | 30 d  | 30 d     | .....         | Yes.           | Indians not taxed.   |
| WEST VIRGINIA — Citizens of the state.  | 1 y.                         | 60 d    | ..... | .....    | No.           | Yes.           | Paupers, idiots, lunatics, convicts, bribery, United States soldiers and sailors.  |
| WISCONSIN — Citizens, or aliens who have declared intention.  | 1 y.                         | 1 y.    | 10 d  | 10 d     | (a)           | Yes.           | Insane, under guardian, convicts unless pardoned.  |
| WYOMING—Citizens, male or female.   | 1 y.                         | 60 d    | ..... | .....    | Yes.          | Yes.           | Idiots, insane, felons, unable to read the state constitution.   |

(a) In cities of 3,000 population or over. (b) In cities of not less than 9,000 inhabitants. (c) Non-taxpayers must register yearly before Dec. 31. (d) In towns having 1,000 voters and counties where registration has been adopted by popular vote. (e) All counties having 50,000 inhabitants or over. (f) In cities of 10,000 or over.  
 In a more or less limited form, relating to taxation and school matters, woman suffrage exists in Arizona, California, Delaware, Idaho, Illinois, Indiana, Kansas, Kentucky, Massachusetts, Michigan, Minnesota, Montana, Nebraska, New Hampshire, New Jersey, North Dakota, Oklahoma, Oregon, South Dakota, Texas, Vermont, Washington and Wisconsin.

## LEGAL HOLIDAYS.

- Alabama—Jan. 1; Feb. 22; Mardi Gras (the day before Ash Wednesday, first day of Lent); Good Friday (the Friday before Easter); April 26 (Confederate Memorial day); July 4; Labor day (first Monday in September); Thanksgiving day (last Thursday in November); Dec. 25.
- Arizona—Jan. 1; Feb. 22; May 30 (Decoration day); July 4; general election day; Dec. 25.
- Arkansas—Jan. 1; Feb. 22; July 4; Thanksgiving day; Dec. 25.
- California—Jan. 1; Feb. 22; May 30 (Decoration day); July 4; Sept. 9 (Admission day); Labor day (first Monday in October); general election day in November; Thanksgiving day; Dec. 25.
- Colorado—Jan. 1; Feb. 22; Arbor and School day (third Friday in April); May 30; July 4; first Monday in September; general election day; Thanksgiving day; Dec. 25; every Saturday afternoon from June 1 to Aug. 31, in the city of Denver.
- Connecticut—Jan. 1; Feb. 12 (Lincoln's birthday); Feb. 22; State Fast day; May 30; July 4; Labor day (first Monday in September); Thanksgiving day; Dec. 25; banks close Saturdays at 12 noon.
- Delaware—Jan. 1; Feb. 22; May 30; July 4; first Monday in September; Thanksgiving day; Dec. 25.
- District of Columbia—Jan. 1; Feb. 22; March 4 (Inauguration day); May 30; July 4; first Monday in September; Thanksgiving day; Dec. 25.
- Florida—Jan. 1; Jan. 19 (Lee's birthday); Arbor day (first Friday in February); Feb. 22; April 26 (Confederate Memorial day); June 3 (Jeff Davis' birthday); July 4; first Monday in September; Thanksgiving day; general election day; Dec. 25.
- Georgia—Jan. 1; Jan. 19 (Lee's birthday); Feb. 22; April 26 (Confederate Memorial day); June 3 (Jeff Davis' birthday); July 4; first Monday in September; Thanksgiving day; Arbor day (first Friday in December); Dec. 25.
- Idaho—Jan. 1; Feb. 22; Arbor day (first Friday after May 1); July 4; first Monday in September; general election day; Thanksgiving day; Dec. 25.
- Illinois—Jan. 1; Feb. 12 (Lincoln's birthday); Feb. 22; May 30; July 4; Labor day (first Monday in September); general, state, county and city election days; Thanksgiving day; Dec. 25.
- Indiana—Jan. 1; Feb. 22; Public Fast day; May 30; July 4; first Monday in September; general election day; Thanksgiving day; Dec. 25.
- Iowa—Jan. 1; Feb. 22; May 30; July 4; first Monday in September; general election day; Thanksgiving day; Dec. 25.
- Kansas—The only holidays by statute are Feb. 22, May 30, Labor day (first Monday in September) and Arbor day; but the days commonly observed in other states are holidays by common consent.
- Kentucky—Jan. 1; Feb. 22; May 30; first Monday in September; Thanksgiving day; general election day; Dec. 25.
- Louisiana—Jan. 1; Jan. 8 (anniversary of the battle of New Orleans); Feb. 22; Mardi Gras (day before Ash Wednesday); Good Friday (Friday before Easter); April 26 (Confederate Memorial day); July 4; Nov. 1 (All Saints' day); general election day; fourth Saturday in November (Labor day, in the parish of New Orleans only); Dec. 25; every Saturday afternoon in New Orleans.
- Maine—Same as the state of Delaware; banks close Saturdays at 12 noon.
- Maryland—Jan. 1; Feb. 22; May 30; July 4; first Monday in September; general election day; Thanksgiving day; Dec. 25; every Saturday afternoon.
- Massachusetts—Feb. 22; April 19 (Patriots' day); May 30; July 4; first Monday in September; Thanksgiving day; Dec. 25.
- Michigan—Same as the state of Delaware.
- Minnesota—Jan. 1; Feb. 12; Feb. 22; Good Friday (Friday before Easter); May 30; July 4; first Monday in September; Thanksgiving day; general election day; Dec. 25; Arbor day (as appointed by the governor).
- Mississippi—There are no holidays by statute, but by common consent July 4, Thanksgiving day and Dec. 25 are observed as holidays.
- Missouri—Same as the state of Delaware; every Saturday afternoon in cities of 100,000 or more inhabitants.
- Montana—Jan. 1; Feb. 22; Arbor day (third Tuesday in April); May 30; July 4; first Monday in September; general election day; Thanksgiving day; Dec. 25; any day appointed by the governor as a fast day.
- Nebraska—Jan. 1; Feb. 22; Arbor day (April 22); May 30; July 4; first Monday in September; Thanksgiving day; Dec. 25; appointed fast day.
- Nevada—There are no statutory holidays, but by common consent those usually observed in other states are generally kept.
- New Hampshire—Feb. 22; fast day appointed by the governor; May 30; July 4; first Monday in September; Thanksgiving day; general election day; Dec. 25.
- New Jersey—Jan. 1; Feb. 12; Feb. 22; May 30; July 4; first Monday in September; general election day; Thanksgiving and fast days; and every Saturday afternoon.
- New Mexico—Jan. 1; July 4; Thanksgiving and fast days; Dec. 25; Decoration, Labor and Arbor days appointed by the governor.
- New York—Jan. 1; Feb. 12; Feb. 22; May 30; July 4; first Monday in September; general election day; Thanksgiving and fast days; Dec. 25; every Saturday afternoon.
- North Carolina—Jan. 1; Jan. 19 (Lee's birthday); May 30 (Confederate Memorial day); May 30 (anniversary of the signing of the Mecklenburg declaration of independence); July 4; state election day in August; first Thursday in September (Labor day); Thanksgiving day; Dec. 25; every Saturday afternoon.
- North Dakota—Jan. 1; Feb. 12; Feb. 22; May 30; July 4; Arbor day (when appointed by the governor); general election day; Thanksgiving day; Dec. 25.
- Ohio—Jan. 1; Feb. 22; May 30; July 4; first Monday in September; general election day; Thanksgiving day; Dec. 25; every Saturday afternoon in cities of 50,000 or more inhabitants.
- Oregon—Jan. 1; Feb. 22; May 30; first Saturday in June; first Monday in September; general election day; Thanksgiving day; Public Fast day; Dec. 25.

Pennsylvania—Jan. 1; Feb. 12; Feb. 22; May 30; Good Friday; July 4; first Monday in September; general election day; Thanksgiving day; Dec. 25; every Saturday afternoon.

Rhode Island—Feb. 22; first Wednesday in April (state election day); first Friday in April (Arbor day); May 30; July 4; first Monday in September; general election day; Thanksgiving day; Dec. 25.

South Carolina—Jan. 1; Jan. 19 (Lee's birthday); Feb. 22; May 10 (Confederate Memorial day); general election day; Thanksgiving day; Dec. 25, 26, 27.

South Dakota—Same as in North Dakota.

Tennessee—Jan. 1; Good Friday; May 30; July 4; first Monday in September; general election day; Thanksgiving day; Dec. 25; every Saturday afternoon.

Texas—Jan. 1; Feb. 22 (Arbor day); March 2 (anniversary of Texas independence); April 21 (anniversary of battle of San Jacinto); July 4; first Monday in September; general election day; appointed fast days; Thanksgiving day; Dec. 25.

Utah—Jan. 1; Feb. 22; first Saturday in April (Arbor day); May 30; July 4; July 24 (Pioneer day); first Monday in September; Thanksgiving and appointed fast days; Dec. 25.

Vermont—Jan. 1; Feb. 22; May 30; July 4; Aug. 16 (Bennington Battle day); Thanksgiving day; Dec. 25.

Virginia—Jan. 1; Jan. 19 (Lee's birthday); Feb. 22; July 4; first Monday in September; Thanksgiving and appointed fast days; Dec. 25; every Saturday afternoon.

Washington—Jan. 1; Feb. 12 (Lincoln's birthday); Feb. 22; May 30; July 4; first Monday in September; general election day; Thanksgiving day; Dec. 25.

Wisconsin—Jan. 1; Feb. 22; May 30; Arbor day (appointed by the governor); July 4; first Monday in September; general election day; Dec. 25.

Wyoming—Jan. 1; Feb. 22; May 30; July 4; first Monday in September; Arbor day (appointed by the governor); general election day; Dec. 25.

The national holidays, such as July 4, New Year's, etc., are such by general custom and observance and not because of congressional legislation. Congress has passed no laws establishing holidays for the whole country. It has made labor day a holiday in the District of Columbia, but the law is of no effect elsewhere.

**COST OF MODERN WARS.**

Robert Gordon Butler has figured out the cost of all the great wars of the nineteenth century. This table, taken from the Home Magazine of New York, gives the result of his calculations:

|                                     |                 |
|-------------------------------------|-----------------|
| Napoleonic wars.....                | \$3,289,000,000 |
| Turco-Russian war (1826).....       | 100,000,000     |
| Algerian war.....                   | 190,000,000     |
| Civil wars, Spain and Portugal..... | 250,000,000     |
| Canadian rebellion.....             | 11,000,000      |
| Seminole war.....                   | 27,000,000      |
| Mexican war.....                    | 57,000,000      |
| Revolutionary wars in Europe.....   | 50,000,000      |
| Chinese wars.....                   | 44,000,000      |
| Kaffir war.....                     | 10,000,000      |
| Crimean war.....                    | 1,520,000,000   |
| Italian war.....                    | 253,000,000     |
| American civil war.....             | 5,000,000,000   |

|                                    |                  |
|------------------------------------|------------------|
| Abyssinian war.....                | \$43,000,000     |
| Schleswig-Holstein war.....        | 75,000,000       |
| Franco-Mexican war.....            | 75,000,000       |
| Austro-Prussian war.....           | 330,000,000      |
| Brazil-Paraguayan war.....         | 240,000,000      |
| Franco-German war.....             | 2,500,000,000    |
| Ashantee war.....                  | 4,500,000        |
| Central Asian wars.....            | 225,000,000      |
| Turco-Russian war (1877).....      | 1,210,000,000    |
| Afghan and South African wars..... | 85,000,000       |
| Sudan war.....                     | 21,500,000       |
| Madagascan war.....                | 85,000,000       |
| Italo-Abyssinian war.....          | 115,000,000      |
| Spanish-American-Filipino war..... | 1,000,000,000    |
| Boer war.....                      | 800,000,000      |
| Sudan war.....                     | 12,000,000       |
| Chino-Japanese war.....            | 300,000,000      |
| Total .....                        | \$17,922,000,000 |

**THE ELECTORAL COLLEGE.**

Following is the electoral vote of the states, based upon the new apportionment of representatives made by congress under the twelfth census:

| State.            | Electoral vote. | State.           | Electoral vote. | State.              | Electoral vote.    | State.             | Electoral vote. |
|-------------------|-----------------|------------------|-----------------|---------------------|--------------------|--------------------|-----------------|
| Alabama .....     | 11              | Kansas .....     | 10              | Nevada .....        | 3                  | Tennessee .....    | 12              |
| Arkansas .....    | 9               | Kentucky .....   | 13              | New Hampshire..     | 4                  | Texas .....        | 18              |
| California .....  | 10              | Louisiana .....  | 9               | New Jersey.....     | 12                 | Utah .....         | 3               |
| Colorado .....    | 5               | Maine .....      | 6               | New York.....       | 39                 | Vermont .....      | 4               |
| Connecticut ..... | 7               | Maryland.....    | 8               | North Carolina..    | 12                 | Virginia .....     | 12              |
| Delaware .....    | 3               | Massachusetts .. | 16              | North Dakota....    | 4                  | Washington .....   | 5               |
| Florida .....     | 5               | Michigan.....    | 14              | Ohio .....          | 23                 | West Virginia... 7 |                 |
| Georgia .....     | 13              | Minnesota.....   | 11              | Oregon .....        | 4                  | Wisconsin.....     | 13              |
| Idaho .....       | 3               | Mississippi..... | 10              | Pennsylvania.....   | 34                 | Wyoming.....       | 3               |
| Illinois .....    | 27              | Missouri.....    | 18              | Rhode Island....    | 4                  | Total .....        | 476             |
| Indiana .....     | 15              | Montana.....     | 3               | South Carolina... 9 | Nec. to choice.... | 238                |                 |
| Iowa .....        | 13              | Nebraska.....    | 8               | South Dakota....    | 4                  |                    |                 |

**OLD-AGE PENSIONS.**

New Zealand has had an old-age pension system in operation for three years. Under this the total amount of the 12,405 pen-

sions in force at the end of the third year was \$1,059,820. The pensions run from \$5 to \$90 a year.

## APPROXIMATE VALUE OF FOREIGN COINS.

(c. copper; g. gold; s. silver.)

| COIN.              | COUNTRY.           | U. S. equivalent. | COIN.                  | COUNTRY.             | U. S. equivalent. |
|--------------------|--------------------|-------------------|------------------------|----------------------|-------------------|
| Argentine, g.....  | Argentine Rep..    | \$4.82            | Lira, g.....           | Turkey.....          | \$4.40            |
| Bolivian, s.....   | Venezuela.....     | .19               | Mark, s.....           | Germany.....         | .24               |
| Boliviano, s.....  | Bolivia.....       | .43               | Medjidie, g.....       | Turkey.....          | .83               |
| Centavo, c.....    | Mexico.....        | .005              | Milreis, s.....        | Brazil.....          | .55               |
| Centime, c.....    | France.....        | .002              | Milreis, g.....        | Portugal.....        | 1.08              |
| Condor, g.....     | Chile.....         | 3.65              | Ore, c.....            | Scandinavia.....     | .0025             |
| Copeck, c.....     | Russia.....        | .005              | Penny, c.....          | Great Britain.....   | .02               |
| Crown, s.....      | Austria.....       | .20               | Peseta, s.....         | Spain.....           | .19               |
| Crown, s.....      | Denmark.....       | .27               | Peso, s.....           | Central America..... | .47               |
| Crown, s.....      | Great Britain..... | 1.20              | Peso, s.....           | Cuba.....            | .93               |
| Crown, s.....      | Norway.....        | .27               | Peso, s.....           | Uruguay.....         | 1.03              |
| Crown, s.....      | Sweden.....        | .27               | Pfennig, c.....        | Germany.....         | .0025             |
| Dollar, s.....     | Mexico.....        | .47               | Piaster, s.....        | Turkey.....          | .04               |
| Drachma, s.....    | Greece.....        | .19               | Pound, g.....          | Egypt.....           | 4.94              |
| Farthing, s.....   | Great Britain..... | .005              | Pound, g.....          | Great Britain.....   | 4.87              |
| Florin, s.....     | Austria.....       | .40               | Ruble, g.....          | Russia.....          | .51               |
| Florin, s.....     | Great Britain..... | .50               | Rupee, s.....          | India.....           | .32               |
| Florin, s.....     | Netherlands.....   | .40               | Scudo, g, s.....       | Italy.....           | .95               |
| Franc, s.....      | France.....        | .19               | Sen, c.....            | Japan.....           | .005              |
| Gourde, s.....     | Haiti.....         | .98               | Shilling, s.....       | Great Britain.....   | .24               |
| Guilder, s.....    | Netherlands.....   | .40               | Sixpence, s.....       | Great Britain.....   | .12               |
| Guinea, g.....     | Great Britain..... | 5.04              | Sol. s.....            | Peru.....            | .49               |
| Guinea, g.....     | Austria.....       | .48               | Soldo, c.....          | Italy.....           | .01               |
| Heller, s.....     | Austria.....       | .0025             | Sovereign, g.....      | Great Britain.....   | 4.87              |
| Kran, s.....       | Persia.....        | .08               | Sucre, s.....          | Ecuador.....         | .49               |
| Krone (see crown). | .....              | .....             | *Tael (customs) s..... | China.....           | .72               |
| Lira, s.....       | Italy.....         | .19               | Yen, s.....            | Japan.....           | .50               |

\* The value of the Chinese tael varies in the different provinces from 36 to 72 cents.

## INTEREST AND STATUTE OF LIMITATIONS.

| STATE.                 | INTEREST.   |              | LIMITATIONS. |        |           | STATE.              | INTEREST.   |              | LIMITATIONS. |        |           |
|------------------------|-------------|--------------|--------------|--------|-----------|---------------------|-------------|--------------|--------------|--------|-----------|
|                        | Legal rate. | By contract. | Judgments.   | Notes. | Accounts. |                     | Legal rate. | By contract. | Judgments.   | Notes. | Accounts. |
| Alabama.....           | P. ct.      | P. ct.       | Yrs.         | Yrs.   | Yrs.      | Nebraska.....       | P. ct.      | P. ct.       | Yrs.         | Yrs.   | Yrs.      |
| Arkansas.....          | 8           | 8            | 20           | *6     | 3         | Nevada.....         | 6           | 10           | 5            | 5      | 4         |
| Arizona.....           | 6           | 10           | 10           | 5      | 3         | New Hampshire.....  | 7           | Any          | 6            | 6      | 4         |
| California.....        | 7           | Any          | 5            | 5      | 3         | New Jersey.....     | 6           | 6            | 20           | 6      | 6         |
| Colorado.....          | 7           | Any          | 5            | 4      | 2         | New Mexico.....     | 6           | 6            | 20           | 6      | 6         |
| Connecticut.....       | 8           | Any          | 20           | 6      | 6         | New York.....       | 6           | 12           | 7            | 6      | 4         |
| Delaware.....          | 6           | Any          | .....        | .....  | 6         | North Carolina..... | 6           | 6            | 20           | 6      | 6         |
| Dist. of Columbia..... | 6           | 6            | .....        | .....  | 3         | North Dakota.....   | 6           | 6            | 10           | *3     | 3         |
| Florida.....           | 6           | 10           | 12           | 3      | 3         | Ohio.....           | 6           | 12           | 10           | 6      | 6         |
| Georgia.....           | 8           | 10           | 20           | 5      | 2         | Oklahoma.....       | 7           | Any          | 1            | 15     | 6         |
| Idaho.....             | 10          | 18           | 6            | 5      | 4         | Oregon.....         | 8           | 10           | 10           | 5      | 3         |
| Illinois.....          | 5           | 7            | 20           | 10     | 5         | Pennsylvania.....   | 6           | 6            | 5            | 6      | 6         |
| Indiana.....           | 6           | 8            | 10           | 10     | 6         | Rhode Island.....   | 6           | Any          | 20           | 6      | 6         |
| Iowa.....              | 6           | 8            | 20           | 10     | 5         | South Carolina..... | 7           | 8            | 10           | 6      | 6         |
| Kansas.....            | 6           | 10           | 5            | 5      | 3         | South Dakota.....   | 7           | 12           | 10           | 6      | 6         |
| Kentucky.....          | 6           | 6            | 15           | 15     | *5        | Tennessee.....      | 6           | 6            | 10           | 6      | 6         |
| Louisiana.....         | 5           | 8            | 10           | 5      | 3         | Texas.....          | 8           | 10           | 10           | 4      | 2         |
| Maine.....             | 6           | Any          | 20           | 16     | 6         | Utah.....           | 8           | Any          | 5            | 4      | 2         |
| Maryland.....          | 6           | 6            | 12           | 3      | 3         | Vermont.....        | 6           | 6            | 8            | 16     | 6         |
| Massachusetts.....     | 6           | Any          | 20           | 6      | 6         | Virginia.....       | 6           | 6            | 10           | 5      | 2         |
| Michigan.....          | 6           | 10           | 6            | 6      | 6         | Washington.....     | 7           | 12           | 6            | 6      | 3         |
| Minnesota.....         | 7           | 10           | 10           | 6      | 6         | West Virginia.....  | 6           | 6            | 10           | 10     | 5         |
| Mississippi.....       | 6           | 10           | 7            | 6      | 3         | Wisconsin.....      | 7           | 10           | 20           | 6      | 6         |
| Missouri.....          | 6           | 8            | 20           | 10     | 5         | Wyoming.....        | 8           | 12           | 21           | 5      | 8         |
| Montana.....           | 7           | 12           | 10           | 8      | 5         |                     |             |              |              |        |           |

\* Under seal 10.

† No law. † Negotiable notes 6; nonnegotiable 17.

‡ Varies by counties.

¶ Real estate 20. †† Under seal 12. ††† Under seal 14.



## NORTHWESTERN GAME AND FISH LAWS.

The dates given are those for the open season except where it is otherwise specified.

## ILLINOIS.

A. J. Lovejoy, State Game Commissioner,  
Springfield, Ill.

HUNTING—Deer and wild turkeys (after 1904)—Sept. 1 to Jan. 15.

Pheasants and partridges (after 1904)—Aug. 31 to Oct. 1.

Mourning doves—Aug. 1 to Dec. 1.

Squirrels—July 1 to Dec. 1.

Snipe and plover—Sept. 1 to April 25.

Wild geese, ducks, brant or other waterfowl—Sept. 1 to April 15.

The use of ambush devices, swivel guns, etc., in hunting game birds is forbidden. In the amended law of 1901 no mention is made of quail or woodcock.

FISHING—Fishing with nets, June 1 to April 15.

Fishing with seines, Aug. 1 to April 15.

Fishing with hook and line, all the year.

The use of anything but hook and line in taking black bass, pike or pickerel is unlawful all the year. No fish may be taken within 400 feet below any dam between April 15 and June 15.

LICENSES—For hunting—Nonresidents, \$10.50.

Licenses are issued by the secretary of state, who will send blanks on application.

## WISCONSIN.

Henry Overbeck, Jr., State Game Warden,  
Madison, Wis.

HUNTING—Woodcock, partridge, pheasant, prairie chicken—Sept. 1 to Nov. 30.

Grouse of all kinds, plover and snipe—Sept. 1 to Nov. 30.

Rabbit and squirrel (use of ferret prohibited)—July 1 to May 1.

Otter, marten, beaver or fisher—Feb. 1 to May 1.

Wild duck, brant or any aquatic fowl, including snipe, but excepting wild geese—Sept. 1 to Dec. 30.

Swan—Perpetually protected.

Mongolian, Chinese or English pheasant and quail of all varieties—Protected till September, 1903.

Deer—Nov. 10 to Nov. 30.

Deer in Sauk, Adams, Columbia, Richland and Marquette counties—Always protected.

Deer in Fond du Lac, Sheboygan, Manitowoc and Calumet counties—Always protected.

Fawn—Always protected.

Not more than two deer may be killed by one person in one season.

FISHING—Trout, all varieties—April 15 to Aug. 31.

Black, yellow and Oswego bass—May 25 to Feb. 28.

Muskellunge and pike—May 25 to Feb. 28.

There are restrictions on fishing in some counties and the open season varies in others.

LICENSES—For deer and all other game—Residents \$1.

For deer and all other game (not protected)—Nonresidents \$25.

For all game (not protected) except deer—nonresidents, \$10.

Licenses issued by county clerks.

## MICHIGAN.

Grant M. Morse, State Game and Fish Warden, Portland, Mich.

HUNTING—Deer, except on the island of Bois Blanc, Lapeer, Huron, Monroe, Sanilac,

Tuscola, Macomb, Allegan, Ottawa and St. Clair counties—Nov. 8 to Nov. 30.

Deer in counties named cannot be hunted till Nov. 8, 1906.

Moose, elk and caribou—Protected until 1911.

Fox, black and gray squirrel—Oct. 15 to Nov. 30.

Beaver—Protected until 1906.

Otter, fisher and marten—Nov. 15 to May 1.

Mink, raccoon, skunk and muskrat—Nov. 1 to Aug. 30.

Partridge, quail, spruce hen, woodcock—Oct. 1 to Nov. 30.

Prairie chickens, Mongolian and English pheasants, wild turkey and pigeon—Protected till 1910.

Ducks, geese and all wild waterfowl—Oct. 1 to Nov. 30.

Jacksnipe, pin-tail, whistler, spoon-bill, butter-ball and saw-bill ducks—March 2 to April 10.

Antwerp or homing pigeon and mourning doves—Permanently protected.

All song and other birds except black-birds, English sparrows and crows—Permanently protected.

No person can kill more than three deer in any one year. Ambush devices cannot be used in hunting game birds. Only the ordinary gun of ten-caliber or less can be used.

FISHING—Speckled trout, grayling, salmon, California trout, German trout—May 1 to Sept. 1.

In Maple river, Emmet county, the open season for the above varieties of fish is May 1 to Aug. 1.

Black bass (with hook and line only)—May 20 to April 1.

Fish less than eight inches in length cannot be taken from Au Sable river or any of its tributaries. More than fifty fish must not be taken by one person in one day.

Protected game and fish cannot be transported out of the state. Sale prohibited.

LICENSES—For hunting deer—Residents, 75 cents; nonresidents, \$25.

Apply to game warden or county officials for license.

## MINNESOTA.

Samuel F. Fullerton, Executive Agent of Board of Game and Fish Commissioners, St. Paul, Minn.

HUNTING—Snipe, pinnated grouse and sharp-tailed grouse—Sept. 1 to Nov. 1.

Quail and ruffed grouse—Oct. 1 to Dec. 1.

Woodcock and upland plover—July 4 to Oct. 31.

Wild duck, goose, brant or any wild aquatic fowls—Sept. 1 to Jan. 1.

The sale or shipment of the above-named game birds is prohibited.

Deer—Nov. 10 to Nov. 30.

Male moose or male caribou—Nov. 15 to Nov. 20.

Each hunter is allowed to kill three deer, one moose and one caribou. Sale or shipment by common or private carrier is prohibited.

FISHING—Any variety of trout—April 15 to Sept. 1.

Any variety of bass—June 1 to March 1.

All other food fish—May 1 to March 1.

The sale of brook trout and black bass is prohibited.

**LICENSES**—Hunting deer, moose and elk—Residents, 25 cents; nonresidents, \$25.  
Citizens of states that have license laws prohibiting citizens of Minnesota from hunting in their respective states have to pay a license fee of \$25.

**IOWA.**

George A. Lincoln, Game Warden, Cedar Rapids, Iowa.

**HUNTING**—Pinnated grouse and prairie chicken—Sept. 1 to Dec. 1.

Woodcock—July 10 to Jan. 1.

Ruffed grouse, pheasant, wild turkey and quail—Nov. 1 to Jan. 1.

Wild duck, goose and brant—Sept. 1 to April 15.

Squirrels—June 1 to Jan. 1.

Beaver, mink, otter and muskrat—Nov. 1 to April 1.

The use of ambush devices, except that decoys may be used in hunting wild ducks and geese, is prohibited. Hunting at night and for traffic is forbidden. No one person shall kill in one day more than twenty-five grouse, prairie chicken, woodcock, quail or pheasant.

All harmless birds, except bluejays and English sparrows, are protected.

**FISHING**—Trout and salmon—March 1 to Nov. 1.

Bass, pike, croppies or other game fish—May 15 to Nov. 1.

Fishing, except by hook and line, is prohibited, but any person may use one trot line extending half way across any stream between May 15 and Dec. 1.

The Missouri, Mississippi and the part of the Des Moines river forming state boundary are excepted.

**LICENSES**—For hunting—Residents, no license; nonresidents, \$10.50.

Licenses payable to county auditors.

**INDIANA.**

There is no game warden under the Indiana law. Frank L. Littleton, Fletcher Bank building, Indianapolis, is state warden for the League of American Sportsmen.

**HUNTING**—Quail, ruffed grouse, prairie chicken and pinnated grouse—Nov. 10 to Jan. 1.

Deer, wild turkeys and pheasants—No open season.

Squirrels—June 1 to Oct. 1, Nov. 10 to Jan. 1.

Wild geese, wild ducks, brant and other wild waterfowl—Sept. 1 to Oct. 1, Nov. 10 to April 15.

Wild doves—Aug. 15 to Oct. 1, Nov. 10 to Jan. 1.

Residents of Indiana and nonresidents who have secured a license may hunt squirrels, wild duck and other wildfowl from Oct. 1 to Nov. 10, provided they have been given a permit by the commissioner of fisheries and game.

The shooting or hunting of birds or any kind of game on Sunday is forbidden.

Only rowboats and pushboats may be used in hunting waterfowl. Only twenty-four ducks may be shot in one day by one person. The same is true of quail.

**FISHING**—All fish in inland waters of the state—April 1 to Dec. 1.

Fishing with hook and line—All the year.

Fishing by any person with more than one trot line at one time is prohibited. No person shall take more than twenty black bass on one day. Ice fishing is unlawful.

No pickerel less than twelve inches in length or black bass less than six inches in length shall be caught.

**LICENSES**—For hunting in the open seasons—Residents, free; nonresidents, \$25.50.  
Licenses are procured from county Circuit court clerks.

**NEBRASKA.**

George B. Simpkins, Chief Deputy Game and Fish Commissioner, Lincoln, Neb.

**HUNTING**—Deer having horns and antelope having horns—Aug. 15 to Nov. 15.

Prairie chicken, sage chicken and grouse—Oct. 1 to Nov. 30.

Quail (after Nov. 1, 1903)—Nov. 1 to Nov. 30.

Wild ducks, geese, brant, swans, cranes and game waterfowls—Sept. 1 to April 15.

Jacksnipe, Wilson snipe and yellow legs—Sept. 1 to April 15.

Wild pigeons, doves and plover—April 15 to Oct. 30.

**FISHING**—Trout not less than eight inches in length—June 1 to Oct. 31.

Only one deer and one antelope may be killed by one person in one season. Two deer or two antelope may be killed, but not two of both. No person shall have in his possession at one time more than ten wild geese or brant, or more than fifty ducks and fifty other birds, nor more than fifty fish.

**LICENSES**—For hunting and fishing—Nonresidents, \$10.

For hunting and fishing anywhere in the state—Residents, \$1.

Licenses may be procured from the county clerks.

**COLORADO.**

**HUNTING**—Horned deer and antelope—Aug. 15 to Nov. 5.

Turkeys, prairie chickens, sage chickens and grouse—Aug. 15 to Oct. 31.

Ducks, geese, snipes, curlews, brant, swans and cranes—Sept. 1 to April 15.

For ducks, etc., in regions over 7,000 feet above sea level—Sept. 15 to April 15.

Wild pigeons and doves—July 15 to Sept. 30.

Buffalo, mountain sheep, quails, pheasants, partridges, ptarmigans or beaver—No open season.

**FISHING**—Trout, whitefish, grayling, sunfish, bass, catfish and wall-eyed pike—June 1 to Oct. 31.

One person is limited to fifty ducks and twenty-five other birds, twenty pounds of trout and fifty pounds of other fish in a calendar day, and to one elk, one deer and one antelope in one season.

**LICENSES**—None is required. Transportation out of the state is allowed on a permit which costs for each elk \$10, deer or antelope \$5 and lot of fish \$2.

**NORTH DAKOTA.**

Ever. Wagness, State Game Warden, Devil's Lake, N. D.

**HUNTING**—Prairie chicken, pinnated grouse, sharp-tailed grouse, ruffed grouse, woodcock—Sept. 1 to Oct. 15.

Quail, English or Chinese pheasant, wild swans—Protected till 1905.

Wild ducks—Sept. 1 to May 1.

Wild geese, cranes and brant—Sept. 1 to May 1.

Game birds cannot be hunted or killed from ambush or with other than the ordinary gun.

Buffalo, moose, elk, caribou and mountain sheep—Permanently protected.

Deer—Nov. 10 to Dec. 1.

Beaver and otter—Protected till 1905.

Antelope—Protected till 1911.

Not more than twenty-five game birds may be killed by one person in one day,

and not more than five deer, beaver or otter in one season.  
**FISHING**—No restrictions.  
**LICENSES**—For hunting any game in the open season—Residents, 75 cents; non-residents, \$25.  
 Licenses are issued by the county auditors.  
**SOUTH DAKOTA.**  
 Each county has a fish warden, who is also game warden.  
**HUNTING**—Prairie chicken, pinnated grouse, sharp-tailed grouse, ruffed grouse—Sept. 1 to Jan. 1.  
 Wild duck, wild goose, brant and wild crane—Sept. 1 to May 1.

Plover and curlew—Sept. 1 to May 15.  
 Beaver and otter—Protected till 1911.  
 Not more than twenty-five game birds can be killed by one person in one day.  
 Only gun shot from the shoulder may be used.  
 Buffalo, elk, deer, antelope and mountain sheep—Oct. 15 to Jan. 1.  
 Carcasses of big game can neither be sold nor shipped out of the state.  
**FISHING**—Fishing except with hook and line is forbidden.  
**LICENSES**—For hunting birds or large game—Nonresidents, \$10.  
 Licenses are procured from the county treasurers.

**CHRONOLOGY OF PROGRESS IN ELECTRICITY.**

[Data obtained from historical number of Electrical Review.]

Electric current discovered by Alessandro Volta.....1800  
 Arc light produced by Sir Humphrey Davy.....1810  
 Induction discovered by Faraday.....1831  
 First electric road built by Thomas Davenport of Brandon, Vt.....1835  
 Automobile invented by Davenport.....1835  
 Wheatstone and Cooke system of telegraphy invented.....1835  
 Zinc-copper battery invented by Daniell.....1836  
 Submarine cable laid across Hoogly river.....1839  
 First Morse telegraph line constructed.....1844  
 Printing telegraph system invented by Royal House.....1846  
 Automatic repeaters invented.....1848  
 First long submarine cable laid in British channel.....1850  
 First successful Atlantic cable laid.....1853  
 Electrolytic copper refining invented by James Elkington.....1865  
 Stearns' duplex telegraph system introduced.....1872  
 Edison's quadruplex system introduced.....1874  
 First modern electric road built by George F. Greene of Kalamazoo, Mich.....1875  
 Telephone invented by Bell and Gray.....1875

Continuous current dynamo discovered by Gramme.....1876  
 First telephone exchange operated at New Haven, Conn.....1878  
 Incandescent lamp invented by Edison.....1879  
 First central lighting station established in Pearl street, New York.....1880  
 Storage battery, or accumulator, invented by Planté.....1882  
 First practical trolley line built by J. C. Henry in Kansas City.....1884  
 First European electric road built in Berlin by Siemens Bros.....1884  
 Electricity first used on elevated roads in New York.....1885  
 First long-distance, high-voltage power-transmission plant installed at Pomona, Cal.....1892  
 Telautograph invented by Elisha Gray.....1893  
 Heavy trains moved by electric locomotives in Baltimore.....1895  
 The X-ray discovered by Dr. Wilhelm Konrad Roentgen.....1895  
 Road automobiles come into general use.....1897  
 Transatlantic telephony made possible by Dr. M. I. Pupin.....1900  
 Improved storage battery for automobiles invented by Edison.....1901

**AMENDMENTS TO WAR REVENUE LAW OF 1898.**

(Act of March 2, 1901.)

Tax on beer, ale, porter and similar fermented liquors reduced from \$2 per barrel of thirty-one gallons to \$1.60. No discount.  
 Tobacco and snuff—20 per cent discount of the original tax of 12 cents per pound. This makes the tax \$9.60 per 100 pounds.  
 Cigars weighing more than three pounds per 1,000—\$3 in place of \$3.60 per 1,000.  
 Cigars weighing not more than three pounds per 1,000—18 cents a pound in place of \$1 per 1,000.  
 Cigarettes weighing not more than three pounds per 1,000 and of a wholesale value of not more than \$2 per 1,000—18 cents per pound in place of \$3.60 per 1,000.  
 Cigarettes weighing not more than three pounds per 1,000 and of a wholesale value of more than \$2 per 1,000—36 cents per pound.  
 Certificates of stock transfers—"Bucket-shop" transactions included.  
 Sales of products at exchanges—Sales of merchandise in actual course of transportation exempt.  
 Foreign bills of exchange—2 cents for each \$100 in place of 4 cents.  
 Conveyances—Exempted below \$2,500;

above that sum, 25 cents for each \$500. The old tax was 50 cents for conveyances between \$100 and \$500; above that, 50 cents for each additional \$500.  
 Miscellaneous bonds—Tax repealed except upon indemnity bonds.  
 Steamship passage tickets—Exempt below \$50 in value; for tickets costing \$50 or more, 50 cents for each \$50. The tax under the old law was \$1 for tickets costing not more than \$30; for tickets costing between \$30 and \$60 the tax was \$3, and for tickets costing more than \$60, \$5.  
 Legacies—All of a charitable, religious, literary or educational character exempt.  
 Taxes on the following repealed: Medicinal proprietary articles and preparations, chewing gum, bank checks, promissory notes, money orders, export bills of lading, express receipts, telephone and telegraph messages, charter parties, leases, custom-house entry manifests, mortgages, powers of attorney, protests, warehouse receipts, certificates of deposit and commercial brokers.  
 Amended law went into effect July 1, 1901.

## APPLICATIONS FOR PATENTS.

[Condensed from Rules of Practice in the United States patent office.]

A patent may be obtained by any person who has invented or discovered any new and useful art, machine, manufacture or composition of matter, or any new and useful improvement thereof not previously patented or described in this or any other country, or more than two years prior to his application, unless the same is proved to have been abandoned. A patent may also be obtained for any new design for a manufacture, bust, statue, alto-relievo or bas-relief; for the printing of woollen, silk or other fabrics; for any new impression, ornament, pattern, print or picture to be placed on or woven into any article of manufacture; and for any new, useful and original shape or configuration of any article of manufacture, upon payment of fees and taking the other necessary steps.

Applications for patents must be in writing, in the English language, and signed by the inventor if alive. The application must include the first fee of \$15, a petition, specification and oath; and drawings, model or specimen when required. The petition must be addressed to the commissioner of patents and must give the name and full address of the applicant, must designate by title the invention sought to be patented, must contain a reference to the specifications for a full disclosure of such invention, and must be signed by the applicant.

The specification must contain the following in the order named: Name and residence of the applicant with title of invention; a general statement of the object and nature of the invention; a brief description of the several views of the drawings (if the invention admits of such illustration); a detailed description; claim or claims; signature of inventor and signatures of two witnesses. Claims for a machine and its product and claims for a machine and the process in the performance of which the machine is used must be presented in separate applications, but claims for a process and its product may be presented in the same application.

The applicant, if the inventor, must make oath or affirmation that he believes himself to be the first inventor or discoverer of that which he seeks to have patented. The oath or affirmation must also state of what country he is a citizen and where he resides. In every original application the applicant must swear or affirm that the invention has not been patented to himself or to others with his knowledge or consent in this or any foreign country for more than two years prior to his application, or on an application for a patent filed in any foreign country by himself or his legal

representatives or assigns more than seven months prior to his application. If application has been made in any foreign country, full and explicit details must be given. The oath or affirmation may be made before any one who is authorized by the laws of his country to administer oaths.

Drawings must be on white paper with India ink and the sheets must be exactly 10x15 inches in size with a margin of one inch. They must show all details clearly and without the use of superfluous lines.

Applications for reissues must state why the original patent is believed to be defective and tell precisely how the errors were made. These applications must be accompanied by the original patent and an offer to surrender the same, or, if the original be lost, by an affidavit to that effect, and a certified copy of the patent. Every applicant whose claims have been twice rejected for the same reasons may appeal from the primary examiners to the examiners in chief upon the payment of a fee of \$10.

The duration of patents is for seventeen years except in the case of design patents, which may be for three and a half, seven or fourteen years as the inventor may elect.

Caveats or notices given to the patent office of claims to inventions to prevent the issue of patents to other persons upon the same invention, without notice to the caveators, may be filed upon the payment of a fee of \$10. Caveats must contain the same information as applications for patents.

## Schedule of fees and prices:

|                               |         |
|-------------------------------|---------|
| Original application.....     | \$15.00 |
| On issue of patent.....       | 20.00   |
| Design patent (3½ years)..... | 10.00   |
| Design patent (7 years).....  | 15.00   |
| Design patent (14 years)..... | 30.00   |
| Caveat.....                   | 10.00   |
| Reissue.....                  | 30.00   |
| First appeal.....             | 10.00   |
| Second appeal.....            | 20.00   |

## For certified copies of printed patents:

|   |       |
|---|-------|
| Specification and drawing, per copy....   | \$.05 |
| Certificate.....                          | .25   |
| Grant.....                                | .50   |
| For manuscript copies of records, per     |       |
| 100 words.....                            | .10   |
| If certified, for certificate.....        | .25   |
| Blue prints of drawings, 10x15, per copy  | .25   |
| Blue prints of drawings, 7x11, per copy   | .15   |
| Blue prints of drawings, 5x8, per copy    | .05   |
| For searching records or titles, per hour | .50   |
| For the Official Gazette, per year in     |       |
| United States.....                        | 5.00  |

## PROPORTION OF MEN TO WOMEN.

Statisticians in Germany have figured out the proportionate number of men and women in the various countries of the world. They find that Europe, with a population of 334,000,000, has a female excess of 3,750,000. In Asia the excess of males is 16,000,000 in a population of 815,000,000; in Africa more

than a million in a population of 27,000,000, in America more than a million in a population of 102,000,000 and in Australia 500,000 in a population of 4,000,000. Out of the 1,283,000,000 inhabitants of the earth who have been enumerated the net excess of males is 15,333,000, or more than 1 per cent.

## LABOR ORGANIZATIONS.

## AMERICAN FEDERATION OF LABOR.

Headquarters, Washington, D. C.

President—Samuel Gompers.  
Secretary—Frank Morrison.First convention held Nov. 15-18, 1881.  
Estimated membership, 1,250,000.

## AFFILIATED ORGANIZATIONS AND SECRETARIES.

- Actors' National Protective Union—Lew Moron, 8 Union square, New York.
- Allied Metal Mechanics, International Association of—Geo. B. Buchanan, Toledo, O.
- Bakers and Confectioners' International, Journeymen—F. H. Harzbecker, Cleveland.
- Barbers' International Union, Journeymen—W. E. Klapetzky, Cleveland.
- Blacksmiths, International Brotherhood of—Robert B. Kerr, Moline, Ill.
- Boilermakers and Iron Shipbuilders, Brotherhood of—W. J. Githorpe, Kansas City, Kas.
- Bookbinders, International Brotherhood of—James W. Dougherty, 216 East 76th street, New York.
- Boot and Shoe Workers' Union—Horace M. Eaton, 620 Atlantic avenue, Boston.
- Brewery Workers, National Union of United—Julius Zorn, 1314 Walnut street, Cincinnati.
- Brickmakers' National Alliance—George Hodge, Blue Island, Ill.
- Bridge and Structural Iron Workers of America, International Association of—J. W. Pryale, Pittsburg.
- Broommakers, International—W. R. Boyer, Galesburg, Ill.
- Carpenters and Joiners of America, United Brotherhood of—P. J. McGuire, Philadelphia.
- Carpenters and Joiners, Amalgamated Society of—Thomas Atkinson, 322 East 93d street, New York.
- Carriage and Wagon Makers' International—C. A. Peterson, Cleveland.
- Carvers' Association of North America, International Wood—George H. Thobe, Covington, Ky.
- Chainmakers' National Union of United States of America—Russell L. Mohler, Howard, Pa.
- Cigarmakers' International Union of America—George W. Perkins, 320 Dearborn street, Chicago.
- Clerks' International Protective Association, Retail—Max Morris, Denver.
- Coopers' International Union of North America—James A. Cable, Kansas City, Kas.
- Coremakers' International Union—M. F. Flaherty, 101 Baxter street, South Boston.
- Curtain Operatives of America, Amalgamated Lace—Edward S. Langham, 2929 Mascher street, Philadelphia.
- Drivers' International Union, Team—George Innis, West Detroit, Mich.
- Electrical Workers of America, International Brotherhood of—H. W. Sherman, Rochester, N. Y.
- Engineers, Amalgamated Society of—Andrew McEwan, 137 East 13th street, New York.
- Engineers, International Union of Steam—E. A. McKee, Peoria, Ill.
- Engineers, National Brotherhood of Coal Hoisting—T. E. Jenkins, Danville, Ill.
- Engravers, Watch Case International Association of—William C. Haubold, 92 Sands street, Brooklyn.
- Firemen, Stationary, International Brotherhood of—C. L. Shamp, 1169 Fulton street, Chicago.
- Garment Workers of America, United—Henry White, room 39 Bible House, New York.
- Garment Workers' Union, International Ladies—Charles N. Shaifre, 712 Carr street, St. Louis.
- Glass Bottle Blowers' Association of the United States and Canada—William Launer, Philadelphia.
- Glass Workers' Union, American Flint—John L. Dobbins, Pittsburg, Pa.
- Glass Workers, Amalgamated, International Association—William Figolah, 3257 Union avenue, Chicago.
- Granite Cutters' National Union—James Duncan, 200 Summer street, Boston.
- Grinders' National Union, Table Knife—A. J. Russell, Wallingford, Conn.
- Hatters of North America, United—John Phillips, 797 Bedford avenue, Brooklyn.
- Horseshoers of United States and Canada, International Union of—Roody Kenchan, Denver.
- Hotel and Restaurant Employes' International Alliance and Bartenders' International League of America—Jere L. Sullivan, Cincinnati.
- Iron, Steel and Tin Workers, Amalgamated Association of—John Williams, Pittsburg.
- Jewelry Workers' Union of America, International—Charles Herwig, 682 East 162d street, New York.
- Lathers, International Union of Wood, Wire and Metal—E. J. Bracken, Columbus, O.
- Leather Workers on Horse Goods, United Brotherhood of—Charles L. Conline, Kansas City, Mo.
- Leather Workers' Union of America, Amalgamated—Fred Cahill, Olean, N. Y.
- Longshoremen's Association, International—Henry C. Barter, Detroit, Mich.
- Machinists, International Association of—George Preston, 82-85 Corcoran building, Washington.
- Meat Cutters and Butcher Workmen of North America, Amalgamated—Homer D. Call, Syracuse, N. Y.
- Metal Polishers, Buffers, Platers and Brass Workers' Union of North America—James J. Cullen, 25 3d avenue, station D, New York.
- Metal Workers' International Association, Amalgamated Sheet—John E. Bray, Kansas City, Mo.
- Metal Workers' International Union, United—C. O. Sherman, 264 Ogden avenue, Chicago.
- Mine Workers of America, United—William B. Wilson, Indianapolis.
- Mine Workers' Progressive Union, Northern Mineral—Edwin Harper, Ishpeming, Mich.
- Molders' Union of North America, Iron—E. J. Denney, Cincinnati.
- Musicians, American Federation of—Owen Miller, 604 Market street, St. Louis.
- Oil and Gas Well Workers, International Brotherhood of—Jay H. Mullen, Bowling Green, O.
- Painters, Decorators and Paperhangers of America, Brotherhood of—Frank Heenan, Lafayette, Ind.
- Papermakers of America, United Brotherhood of—George Godsoe, Brownville, N. Y.

Pattermakers' League of North America—John F. McBride, 25 3d avenue, New York.

Paving Cutters' Union of the United States of America—J. H. Paterson, Lithonia, Ga.

Plumbers, Gasfitters, Steamfitters and Steamfitters' Helpers, United Association of—L. W. Tilden, 512 Ogden bldg., Chicago.

Plate Printers' Union of United States, National Steel and Copper—T. L. Mahan, Dorchester, Mass.

Printing Pressmen's Union, International—W. J. Webb, 202 Lexington av., Brooklyn.

Potters, Operative, National Brotherhood of—T. J. Duffy, East Liverpool, O.

Railway Clerks of America, Order of—R. E. Fisher, Sedalla, Mo.

Railroad Telegraphers, Order of—H. B. Perham, Fullerton building, St. Louis.

Railway Trackmen, Brotherhood of—John T. Wilson, 2212 Olive street, St. Louis.

Seamen's Union, International—William H. Frazier, 1½ A Lewis street, Boston.

Shirt, Waist and Laundry Workers' International Union—Charles E. Nordeck, Troy, N. Y.

Spinners' Association, Cotton Mule—Frank Mullarkey, Central Falls, R. I.

Stage Employes' National Alliance, Theatrical—Lee M. Bart, care of Bart's hotel, State and Harrison streets, Chicago.

Steam and Hot Water Fitters and Helpers, National Association of—W. L. Onstott, 2834 Wallace street, Chicago.

Stove Mounters' International Union—H. P. Oberling, Quincy, Ill.

Street Railway Employes of America, Amalgamated Association of—W. D. Mahon, Detroit.

Tailors' Union of America, Journeymen—John B. Lennon, Bloomington, Ill.

Textile Workers of America, International Union of—P. W. Greene, Phenix, Ala.

Tilelayers' Union, International Mosaic and Encaustic—James P. Reynolds, Allegheny, Pa.

Tinplate Workers' International Protective Union of America—Charles E. Lawyer, Elwood, Ind.

Tobacco Workers' International Union—E. Lewis Evans, Louisville, Ky.

Trunk and Bag Workers' International Union—Joseph H. Schlekel, 1313 Chouteau avenue, St. Louis.

Typographical Union, International—J. W. Bramwood, Indianapolis.

Upholsterers' International Union of North America—Anton J. Engel, 28 Greenwood terrace, Chicago.

Watchcase Makers' International—Chris. J. Turner, East Orange, N. J.

Weavers' Amalgamated Association, Elastic Goring—Thomas Pollard, Easthampton, Mass.

Weavers' Protective Association, American Wire—Fred W. Ashworth, Belleville, N. J.

Woodworkers' International Union of America, Amalgamated—Thomas I. Kidd, 602-603 Garden City block, Chicago.

## OTHER ORGANIZATIONS.

Boxmakers and Sawyers, United Order of—James Curran, 678 South Center avenue, Chicago.

Bricklayers and Stonemasons' International Union of America—William Dobson, North Adams, Mass.

Building Trades Council, National—H. W. Steinbliss, 904 Olive street, St. Louis.

Car Workers, International Association of—A. D. Wheeler, 311 Main street, Buffalo, N. Y.

Farmers' Union of North America, International—Fred E. Hartman, Edwardsville, Ill.

Knights of Labor—John W. Hayes, 43 B street N. W., Washington, D. C.

Labor Press of America, Associate—Mason Warner, the Bee, Toledo, O.

Letter Carriers, National Association of—E. J. Cantwell, Hutchins building, Washington, D. C.

Locomotive Engineers, Grand International Brotherhood of—P. M. Arthur, chief, Headquarters, Cleveland, O. Instituted at Detroit Aug. 17, 1863; membership October, 1901, 37,000.

Locomotive Engineers, Brotherhood of—T. S. Ingraham, Society for Savings building, Cleveland, O.

Locomotive Firemen, Brotherhood of—F. W. Arnold, Peoria, Ill.

Miners, Western Federation of—Daniel McDonald, Butte, Mont.

Paperhangers' Protective Association, National—John M. Vail, 92 Hill street, Chicago.

Piano and Organ Workers' International Union of America—Charles Dold, 857 Irving avenue, Chicago.

Plasterers' Union of America, Operative—T. A. Scully, 1215 Orange street, Indianapolis, Ind.

Postoffice Clerks of the United States, United Association of—R. C. Loeffler, Milwaukee, Wis.

Railway Carmen of America, Brotherhood of—Frank L. Ronenurs, Kansas City, Mo.

Railroad Conductors, Order of—W. J. Maxwell, Cedar Rapids, Iowa.

Railroad Trainmen, Brotherhood of—A. E. King, Society for Savings building, Cleveland, O.

Stone Cutters' Association of North America—James McHugh, lock drawer 348, Washington, D. C.

Switchmen's Union of North America—M. R. Welch, 530 Ellicott square, Buffalo, N. Y.

Western Federation of Labor—M. J. Geiger, Denver, Col.

Women's International Trade Union Label League—Belle J. Grant, Muncie, Ind.

## CELEBRATED DIAMONDS.

| Diamond.              | Carats.  | Value.    |
|-----------------------|----------|-----------|
| Kohinoor .....        | 186 1-16 | \$700,000 |
| Pitt, or Regent ..... | 136¾     | 675,000   |
| Florentine .....      | 139¼     | 525,000   |
| Orloff .....          | 194¾     | 450,000   |
| Sancy .....           | 53¼      | 375,000   |

| Diamond.                    | Carats. | Value.    |
|-----------------------------|---------|-----------|
| Pigott .....                | 82¼     | \$150,000 |
| Nassac .....                | 89¾     | 150,000   |
| Pacha of Egypt .....        | 40      | 140,000   |
| Prince Edward of York ..... | 60½     | 100,000   |

## HORSE MEAT IN VIENNA.

Since April 20, 1854, horse and donkey meat has been legally sold as food in Vienna, 185 butcher shops being engaged in the business

in 1901. Prices range from 5 to 11 cents per pound. In 1899 25,646 horses and 53 donkeys were slaughtered for food.

## MEN OF THE YEAR.

**AILES, M. E.**—Born 1867, in Sidney, O.; entered government service in the treasury department in 1887; admitted to the bar in 1891; appointed assistant secretary of the treasury to succeed Mr. Vanderlip, who resigned Feb. 26, 1901.

**ALLEN, FREDERICK I.**—Born Jan. 19, 1859, at Auburn, N. Y.; was graduated at Yale and admitted to the bar in 1882; made patent law a specialty and in March, 1901, was appointed United States commissioner of patents.

**BAILEY, JOSEPH W.**—Born Oct. 6, 1863, in Copiah county, Mississippi; admitted to the bar in 1883; member of the 52d, 53d, 54th, 55th and 56th congresses; elected United States senator in January, 1901, to succeed Horace K. Chilton.

**BRODIE, ALEXANDER O.**—Born 1852; was graduated from West Point in 1870 and served for several years in the frontier with the 1st cavalry; resigned his commission in 1877 and went into the cattle business in Kansas; in 1882 engaged in mining in Arizona; was senior major of the "rough riders" regiment in the war with Spain and was wounded at Las Guasimas; was made lieutenant-colonel; appointed governor of Arizona by President Roosevelt in October, 1901.

**BROWN, GEORGE N.**—Born at Huntington, Mass., 1859; educated in public schools of Elmwood, Ill., and National university, Washington, D. C.; admitted to bar in 1896 and practiced law in Chicago until appointed assistant attorney-general of the United States in 1901.

**BURNHAM, HENRY E.**—Born Nov. 8, 1842, in Dunbarton, N. H.; was graduated at Dartmouth in 1861 and admitted to the bar in 1868; was judge of the Probate court of Hillsborough county, New Hampshire, from 1876 to 1879; elected to the United States senate in 1901 as a republican.

**BURTON, JOSEPH RALPH**—Born 1852 near Mitchell, Ind.; studied at Franklin college, De Pauw and Asbury universities; admitted to the bar and began the practice of law in Lafayette, Ind., in 1875; moved to Kansas in 1878 and settled at Abilene; in 1893 was a commissioner to the World's Fair in Chicago; engaged actively in politics and in January, 1901, was elected United States senator to succeed Lucien Baker; term expires in 1907.

**CARMACK, EDWARD W.**—Born Nov. 5, 1858, near Castalian Springs, Tenn.; received an academic education; practiced law at Columbia; elected to state legislature in 1884; joined editorial staff of the Nashville American in 1886 and in 1888 founded the Nashville Democrat; became editor of the Memphis Commercial in 1892; was a member of the 54th, 55th and 56th congresses; elected United States senator in January, 1901, to succeed Thomas B. Turley.

**CLAPP, MOSES E.**—Born May 25, 1851, at Delphi, Ind.; attended school at Hudson, Wis., and was graduated from the law department of the Wisconsin state university in 1873; removed to Fergus Falls, Minn., in 1881; elected attorney-general of Minnesota in 1886, which office he held for three terms; removed to St. Paul, where he continued in the practice of his profession until elected to the United States senate in January, 1901, to fill the vacancy

caused by the death of Senator Cushman K. Davis; term expires March 3, 1905.

**DIETRICH, CHARLES H.**—Born 1853 at St. Louis, Mo.; self-educated; settled in Hastings, Neb., in 1873; ran a general store and helped to organize the German National bank in Hastings; elected governor of Nebraska in 1900; elected United States senator as a republican in 1901.

**DUBOIS, FREDERICK T.**—Born May 29, 1851, in Crawford county, Illinois; educated in common schools and at Yale; secretary of the Illinois board of railway and warehouse commissioners from 1875 to 1876; went to Idaho in 1880 and from 1882 to 1886 was United States marshal of the state; elected to the United States senate in 1890 as a republican; re-elected to the senate in 1901 by fusionists representing all the opponents of the republican party; term expires March 3, 1907.

**EDWARD VII, KING OF GREAT BRITAIN AND IRELAND AND EMPEROR OF INDIA**—Born Nov. 9, 1841, at Buckingham palace; studied at the universities of Edinburgh, Oxford and Cambridge; in 1860 visited the United States and Canada; married the Princess Alexandra of Denmark March 10, 1863; three daughters and two sons were born of the union; the elder son, Prince Albert, died in 1892; the other is Prince George, duke of York, who married the Princess May of Teck in July, 1893; acceded to the throne on the death of his mother, Queen Victoria, Jan. 22, 1901.

**FRANCIS, COL. CHARLES S.**—Born at Troy, N. Y.; graduate of Cornell university; engaged in newspaper work on the Troy Times; served on staff of Gov. Cornell and on that of Maj.-Gen. Carr of the national guard; served as chairman of the executive committee of the National Republican Editorial association; appointed minister to Greece in 1901.

**GAMBLE, ROBERT JACKSON**—Born Feb. 7, 1851, near Akron, N. Y.; was graduated from Lawrence university at Appleton, Wis., in 1874; studied law and was admitted to the bar and removed to Yankton, S. D., in 1875; was elected to the state senate in 1885; was a member of the 54th and 56th congresses; elected to the United States senate in January, 1901, to succeed Richard F. Pettigrew; term expires March 3, 1907.

**GIBSON, PARIS**—Born July 1, 1830, at Brownfield, Me.; was graduated from Bowdoin college in 1851; engaged in milling business in Minneapolis, Minn., and subsequently in sheep raising in Montana; in 1884 he founded Great Falls, Mont., and was active in promoting the growth of that city; was a state senator in the first legislature; elected United States senator in 1901 to fill the vacancy caused by the resignation of Senator Clark; term expires March 3, 1905.

**HARLAN, RICHARD D.**—Born 1859 in Kentucky; educated at Princeton college, from which he was graduated in 1881, and at the Princeton Theological seminary, where he was graduated in 1885; pastor of the Old Presbyterian church in New York city until 1890; studied at the University of Berlin and spent three years in travel; pastor at Rochester, N. Y., until 1901, when he was elected president of the Lake Forest university.

**HARRIS, GEORGE B.**—Born at Brookline, Mass., in 1848; began his railroad career as an office boy for the treasurer of the Hannibal & St. Joseph road; was connected with the Atchison & Nebraska road, the Atchison & Santa Fe and the Chicago, Burlington & Northern in various capacities; was elected president of the Chicago, Burlington & Quincy railroad in February, 1901.

**HUNT, WILLIAM H.**—Born Nov. 5, 1857, at New Orleans, La.; educated at Yale; when 27 years of age was elected attorney-general of Montana; was a member of the legislature in that state in 1888; appointed secretary of Forto Rico in 1900 and governor Aug. 31, 1901, to succeed Charles H. Allen, resigned.

**KEARNS, THOMAS**—Born April 11, 1862; farmed in Nebraska for a number of years and then engaged in mining; was successful and became owner or part owner of some of the best-paying mines in Utah; took an active part in republican politics, but held no important office until elected United States senator in January, 1901, to fill a vacancy; term expires in 1905.

**KITTREDGE, ALFRED B.**—Born March 26, 1861, in Cheshire county, New Hampshire; educated in the public schools and at Yale university; admitted to the bar in 1885 and began the practice of law in Sioux Falls, S. D.; was active in politics and for several years was one of ex-Senator Pettigrew's strongest adherents, but the money question parted them in 1896; was republican committeeman from South Dakota in 1892 and 1896; was appointed United States senator July 11, 1901, to fill the vacancy caused by the death of Senator Kyle.

**KNOX, PHILANDER C.**—Born May 6, 1853, in Brownsville, Pa.; was graduated at Mount Union college in 1872 and was admitted to the Allegheny county bar in 1875; was assistant United States attorney for the western district of Pennsylvania for a year and then resumed private practice; president of the Pennsylvania Bar association in 1897; in April, 1901, was appointed attorney-general of the United States to succeed J. W. Griggs, resigned.

**LOREE, L. F.**—Born Fulton, Ill., April 23, 1858; educated at Rutgers college; engaged in railroad engineering; entered service of Pennsylvania road in 1883; was general manager of the system west of Pittsburg from 1896 until his election to the presidency of the Baltimore & Ohio road May 29, 1901.

**MILLARD, JOSEPH H.**—Born 1836, in Canada; moved to Nebraska in 1856 and has lived there since; is the founder and president of the Omaha National bank; never held public office until elected United States senator as a republican in 1901.

**MINTON, HENRY COLLIN**—Born 1855 in Washington county, Pennsylvania; educated at Washington and Jefferson college and at the Western seminary in Allegheny, Pa.; professor of systematic theology in the San Francisco seminary since 1890; elected moderator of the presbyterian general assembly in 1901 and chairman of the committee on creed revision.

**MORGAN, J. PIERPONT**—Born April 13, 1837, at Hartford, Conn.; educated at the English high school of Boston and the University of Göttingen, Germany, where he was graduated in 1857; entered the banking business in New York, and in 1871,

with Anthony J. Drexel of Philadelphia, formed the firm of Drexel, Morgan & Co.; in 1900 was the head of the great firms of J. P. Morgan & Co., J. S. Morgan & Co. of London, Morgan, Harjes & Co. of Paris and Drexel & Co. of Philadelphia; began his career as a reorganizer of railroads in 1869, since which time he has been recognized as one of the foremost practical financiers of the world; in 1901 organized the United States Steel corporation, bought a fleet of transatlantic steamers and engaged in other plans for consolidating great industries.

**NEWMAN, WILLIAM H.**—Born in 1847 in Prince William county, Virginia; entered railway service in 1869 with the Texas & Pacific road as station agent; was connected with this and other southwestern lines as general freight agent, general manager and traffic manager; in 1889 became third vice-president of the Chicago & Northwestern; was vice-president of the Great Northern for two years and president of the Lake Shore & Michigan Southern until June 3, 1901, when he was elected president of the New York Central road.

**PATTERSON, THOMAS M.**—Born Nov. 4, 1840, in County Carlow, Ireland; came with his parents to this country in 1849; educated at Asbury university and Wabash college; studied law and practiced at Crawfordville, Ind., and Denver, Col.; elected delegate to congress as a democrat in 1874 and upon admission of the state was elected representative; in 1892 became chief owner of the Rocky Mountain News; elected United States senator in 1901.

**REMSEN, IRA**—Born Feb. 10, 1846, in New York; educated at the Free academy, New York and the College of Physicians and Surgeons in the same city; studied chemistry in Munich and Göttingen, Germany; spent two years at Tubingen as assistant to Dr. Fittig and began his researches in pure chemistry; appointed professor of chemistry at Williams college in 1872; translated Fittig's "Organic Chemistry" in 1873 and wrote "Principles of Theoretical Chemistry" in 1876; the same year he became professor of chemistry at the Johns Hopkins university, and in June, 1901, was elected president of that institution.

**RICKS, JAMES BENJAMIN**—Born Dec. 23, 1852, in Christian county, Illinois; educated in the common schools and at the Wesleyan university at Bloomington; admitted to the bar in 1874; a democrat in politics; elected to the Supreme court of Illinois from the 2d judicial district May 21, 1901, to succeed Jesse J. Phillips, deceased.

**RIESCO, JERMAN**—Born May 28, 1854, in Rancagua, Chile; educated in Santiago Council seminary and the University of Chile; studied law and became an advocate at the age of 21; in 1897 and 1898 was fiscal of the Supreme court; represented the province of Talca in the senate from 1900 until his election to the presidency of Chile July 2, 1901.

**ROOSEVELT, THEODORE**—Born in New York city Oct. 27, 1858; educated at Harvard; member of the New York legislature two terms; member of national civil-service commission in 1889; New York police commissioner, 1894; assistant secretary of the navy, 1897-8; colonel in Spanish-American war, 1898; governor of New York, 1899-1900; elected vice-president of



the United States, 1900; became president of the United States on the death, at the hands of an assassin, of President William McKinley, Sept. 14, 1901.

**ROSTAND, EDMOND**—Born April 1, 1868, at Marseilles, France; studied law but turned his attention to literature; his "Romanesques," written when he was but 26 years old, was successfully produced at the Comedie Francaise May 21, 1894; wrote "Princess Lointaine" for Sarah Bernhardt, and this was followed by "Samaritaine"; Dec. 23, 1897, his most famous play, "Cyrano de Bergerac," was produced in Paris with M. Coquelin in the title role; in 1900 his "L'Aiglon" was played with almost equal success; elected a member of the French academy May 30, 1901.

**SANGER, WILLIAM CARY**—Born May 21, 1853; was graduated from Harvard in 1874 and studied law but did not practice; was a member of the state legislature in 1886 and championed civil-service reform; took an active interest in the national guard, and in 1893 was made adjutant-general; in 1900 was sent to Europe to study the British system of auxiliary forces; was appointed assistant secretary of war in March, 1901, to succeed George D. Meiklejohn.

**SCHWAB, CHARLES M.**—Born Feb. 18, 1862; was graduated at St. Francis' college in 1878; entered the service of the Carnegie Steel company in 1881 at \$6 a week; rose from one position to another till he became president of the company at a salary of \$50,000 a year; made president of the United States Steel corporation in 1901.

**SIMMONS, FURNIFOLD M.**—Born Jan. 20, 1854, in Jones county, North Carolina, was graduated from Trinity college in 1873; studied law and was admitted to the bar; elected to congress in 1886 and served one term; elected to the United States senate

in January, 1901, as a democrat, to succeed Marion Butler, populist.

**TORRANCE, ELL**—Born in Alexandria, Westmoreland county, Pa., May 16, 1844; was the eldest of three brothers, all of whom served in the civil war; studied law in Pittsburg and was elevated to the bench in Brookfield, Mo.; moved to Minneapolis, Minn., in 1881; was prominent in Grand Army circles for many years, holding various offices, including those of department commander of Minnesota in 1895 and judge-advocate general to the commanders-in-chief Gobin, Sexton and Shaw; elected commander-in-chief at the Cleveland encampment Sept. 15, 1901.

**VOGUE, MARQUIS DE**—Born 1829; author of a number of works on history and travel; is an authority on eastern art and architecture; ex-ambassador of France at Constantinople and Vienna; elected a member of the French academy May 30, 1901.

**WILKIN, JACOB W.**—Born June 7, 1837, in Licking county, Ohio; educated at McKendree college and admitted to the Illinois bar in 1866; elected judge of the Circuit court in 1879 and re-elected in 1885; elected to the Illinois state Supreme court in 1888 and again in 1897; elected presiding judge of the Supreme court June 4, 1901.

**WYETH, JOHN A.**—Born May 26, 1845, in Marshall county, Alabama; educated in common schools and at the military academy at LaGrange, Ala.; was graduated in medicine at the University of Louisville in 1867 and took a degree at Bellevue Medical college in New York, in 1873; founded the New York Polyclinic school in 1882; has been connected with that and other medical schools in New York as professor and lecturer, and is the author of several textbooks on surgery; twice elected president of the New York Pathological society; elected president of the American Medical association June 6, 1901.

### SUPREME COURT DECISION IN THE INSULAR CASES.

Opinions in all but two of the so-called insular cases were handed down by the United States Supreme court May 27, 1901. Those involving most directly the policy of the government toward the islands acquired through the war with Spain were the De Lima and Downes cases. The former was a suit to recover duties on imports from Porto Rico after the ratification of the treaty of Paris and before the Foraker tariff law went into effect; the latter was a suit to recover duties on imports from Porto Rico after the tariff act became operative.

In the De Lima case the court, after exhaustive reasoning, declared: "We are, therefore, of the opinion that at the time these duties were levied Porto Rico was not a foreign country within the meaning of the tariff laws, but a territory of the United States, that the duties were illegally exacted and that the plaintiffs are entitled to recover them back." Opinion by Justice Brown, Justices Fuller, Gray, Peckham, Harlan and Brewer concurring, and Justices White, Shiras and McKenna dissenting.

In the Downes case the court declared: "We are of opinion that the island of Porto Rico is a territory appurtenant and belonging to the United States, but not a part of the United States within the revenue clause of the constitution; that the Foraker act is constitutional so far as it

imposes duties upon imports from such island, and that the plaintiff cannot recover back the duties exacted in this case." The court further declared: "We are also of opinion that power to acquire territory by treaty implies not only the power to govern such territory, but to prescribe upon what terms the United States will receive its inhabitants and what their status shall be in what Chief Justice Marshall termed 'the American empire.'" Opinion by Justice Brown, Justices Gray, Shiras, White and McKenna concurring, and Justices Harlan, Fuller, Brewer and Peckham dissenting.

Justice Harlan, in dissenting from the opinion of the court in the Downes case, said: "In my opinion congress has no existence and can exercise no authority outside the constitution. Still less is it true that congress can deal with new territories just as other nations have done or may do with their new territories. This nation is under the control of a written constitution, which is the supreme law of the land, and the only source of the powers which our government or any branch or officer of it may exercise at any time or at any place. The idea that this country may acquire territory anywhere upon the earth by conquest or treaty and hold it as mere colonies or provinces is wholly inconsistent with the spirit and genius as well as with the words of the constitution."



**ILLINOIS**  
**CONGRESSIONAL**  
**DISTRICTS**

## NEW CONGRESSIONAL DISTRICTS.

The changes made in the states given additional representation under the reapportionment law passed by the 56th congress are as follows:

## ARKANSAS.

1. Clay, Greene, Craighead, Mississippi, Crittenden, Cross, Poinsett, St. Francis, Lee, Phillips and Woodruff counties.
2. Stone, Sharp, Randolph, Lawrence, Fulton, Izard, Independence, White, Cleburne, Jackson, Prairie, Monroe.
3. Washington, Benton, Madison, Carroll, Newton, Boone, Searcy, Baxter, Marlon, Van Buren.
4. Crawford, Logan, Sebastian, Scott, Polk, Sevier, Howard, Pike, Little River, Miller, Montgomery.
5. Franklin, Johnson, Pope, Yell, Conway, Faulkner, Perry, Pulaski.
6. Desha, Garland, Hot Springs, Saline, Dallas, Grant, Cleveland, Lincoln, Drew, Jefferson, Arkansas, Lonoke.
7. Hempstead, Clark, Nevada, Columbia, Union, Ouachita, Calhoun, Bradley, Ashley, Chicot, Lafayette.

## CALIFORNIA.

Approved March 23, 1901.

1. Del Norte, Humboldt, Siskiyou, Trinity, Tehama, Shasta, Modoc, Lassen, Plumas, Sierra, Nevada, Placer, El Dorado, Amador, Calaveras, Alpine, Mono, Mariposa and Tuolumne counties.
2. Mendocino, Glenn, Colusa, Butte, Sutter, Yuba, Sacramento, Yolo, Lake, Napa, Sonoma and Marin.
3. Alameda, Contra Costa and Solano.
- 4 and 5. The city and county of San Francisco.
6. Santa Cruz, Monterey, San Benito, Fresno, Kings, Madera, Merced, Stanislaus and San Joaquin.
7. Los Angeles county.
8. San Luis Obispo, Santa Barbara, Ventura, Kern, Tulare, Inyo, San Bernardino, Orange, Riverside and San Diego.

## COLORADO.

The districts remain the same. The additional congressman will be elected at large.

## CONNECTICUT.

The general assembly at its session in 1901 decided against redistricting the state. The additional congressman allowed under the new apportionment will be chosen at large.

## FLORIDA.

1. Taylor, LaFayette, Levy, Marion, Citrus, Sumter, Hernando, Pasco, Hillsborough, Polk, Manatee, DeSoto, Lee, Monroe and Lake.
2. Hamilton, Suwanee, Columbia, Baker, Bradford, Nassau, Duval, Clay, Putnam, St. Johns, Volusia, Osceola, Orange, Brevard, Dade and Alachua.
3. Escambia, Santa Rosa, Walton, Holmes, Washington, Jackson, Calhoun, Franklin, Liberty, Gadsden, Leon, Wakulla, Jefferson and Madison.

## ILLINOIS.

Approved May 13, 1901.

1. First and 2d wards, that part of the 3d ward east of Stewart avenue, that part of the 4th ward east of Halsted street and that part of the 6th ward north of 43d street, all in Chicago.
2. That part of the 6th ward south of 43d street and the 7th, 8th and 33d wards of Chicago.

3. The towns of Lemont, Palos, Worth, Orland, Bremen, Thornton, Rich, Bloom and Calumet, in Cook county; that part of the 29th ward south of 51st street, that part of the 30th ward south of 51st street and the 31st and 32d wards of Chicago.
4. That part of the 3d ward west of Stewart avenue, that part of the 4th ward west of Halsted street, the 5th ward, that part of the 11th ward south of 22d street, that part of the 12th ward south of 22d street, that part of the 29th ward north of 51st street and that part of the 30th ward north of 51st street, all in Chicago.
5. The 9th and 10th wards, that part of the 11th ward north of 22d street and that part of the 12th ward north of 22d street, in Chicago.
6. The towns of Proviso, Cicero, Riverside, Stickney and Lyons, in Cook county; the 13th, 20th and 34th wards and that part of the 35th ward south of the Chicago & Northwestern railway right of way, in Chicago.
7. The towns of Hanover, Schaumburg, Elk Grove, Maine, Leyden, Barrington, Palatine, Wheeling and Norwood Park, in Cook county; the 14th ward, that part of the 15th ward west of Robey street, the 27th and 28th wards and that part of the 35th ward north of the Chicago & Northwestern railway right of way, in Chicago.
8. That part of the 15th ward east of Robey street and the 16th, 17th, 18th and 19th wards of Chicago.
9. The 21st and 22d wards, that part of the 23d ward east of Halsted street and that part of the 25th ward south of Graceland avenue, in Chicago.
10. That part of the 23d ward west of Halsted street, the 24th ward, that part of the 25th ward north of Graceland avenue, and the 26th ward, in Chicago; also the towns of Evanston, Niles, New Trier and Northfield, in county of Cook, and Lake county.
11. DuPage, Kane, McHenry and Will counties.
12. Boone, DeKalb, Grundy, Kendall, LaSalle and Winnebago counties.
13. Carroll, Jo Daviess, Lee, Ogle, Stephenson and Whiteside counties.
14. Hancock, Henderson, McDonough, Mercer, Rock Island and Warren counties.
15. Adams, Fulton, Henry, Knox and Schuyler counties.
16. Bureau, Marshall, Peoria, Putnam, Stark and Tazewell counties.
17. Ford, Livingston, Logan, McLean and Woodford counties.
18. Clark, Cumberland, Edgar, Iroquois, Kankakee and Vermillion counties.
19. Champaign, Coles, DeWitt, Douglas, Macon, Moultrie, Shelby and Piatt counties.
20. Brown, Calhoun, Cass, Greene, Jersey, Mason, Menard, Morgan, Pike and Scott counties.
21. Christian, Macoupin, Montgomery and Sangamon counties.
22. Bond, Madison, Monroe, St. Clair and Washington counties.
23. Clinton, Crawford, Effingham, Fayette, Jasper, Jefferson, Lawrence, Marion, Richland and Wabash counties.
24. Clay, Edwards, Gallatin, Hamilton, Hardin, Johnson, Massac, Pope, Saline,

Wayne and White counties.

25. Alexander, Franklin, Jackson, Perry, Pulaski, Randolph, Union and Williamson counties.

#### LOUISIANA.

The congressional apportionment under the new law will be made by the legislature which meets in May, 1902.

#### MASSACHUSETTS.

Approved June 14, 1901.

1. Cities of North Adams and Pittsfield; Berkshire county; towns of Ashfield, Bernardston, Buckland, Charlemont, Colrain, Conway, Deerfield, Gill, Greenfield, Hawley, Heath, Leyden, Monroe, Rowe, Shelburne and Whately in Franklin county; towns of Chesterfield, Cummington, Goshen, Hatfield, Huntington, Middlefield, Southampton, Westhampton, Williamsburg and Worthington in Hampshire county; city of Holyoke and towns of Agawam, Blandford, Chester, Granville, Montgomery, Russell, Southwick, Tolland, Westfield and West Springfield in Hampden county.
2. Towns of Erving, Leverett, Montague, New Salem, Northfield, Orange, Shutesbury, Sunderland, Warwick and Wendell in Franklin county; city of Northampton and towns of Amherst, Prescott, South Hadley and Ware in Hampshire county; cities of Chicopee and Springfield and towns of Brimfield, East Longmeadow, Hampden, Holland, Longmeadow, Ludlow, Monson, Palmer, Wales and Wilbraham in Hampden county; towns of Athol, Barre, Brookfield, Dana, Hardwick, New Braintree, North Brookfield, Oakham, Petersham, Phillipston, Royalston, Warren and West Brookfield in Worcester county.
3. City of Worcester and towns of Auburn, Charlton, Douglas, Dudley, Grafton, Holden, Leicester, Millbury, Northbridge, Oxford, Paxton, Rutland, Shrewsbury, Southbridge, Spencer, Sturbridge, Sutton, Uxbridge, Webster, Westborough and West Boylston in Worcester county.
4. City of Fitchburg and towns of Ashburnham, Berlin, Bolton, Boylston, Clinton, Gardner, Harvard, Hubbardston, Lancaster, Leominster, Lunenburg, Northborough, Princeton, Southborough, Sterling, Templeton, Westminster and Winchendon in Worcester county; cities of Marlborough and Waltham and towns of Acton, Ashby, Ashland, Ayer, Bedford, Foxborough, Concord, Framingham, Groton, Hudson, Lexington, Lincoln, Littleton, Maynard, Natick, Pepperell, Shirley, Stow, Sudbury, Townsend, Wayland, Westford and Weston in Middlesex county.
5. City of Lowell and towns of Billerica, Burlington, Carlisle, Chelmsford, Dracut, Dunstable, North Reading, Reading, Tewksbury, Tyngsborough and Wilmington in Middlesex county; city of Lawrence and towns of Andover, Lynnfield, Methuen and North Andover in Essex county.
6. Cities of Beverly, Gloucester, Haverhill, Newburyport and Salem and towns of Amesbury, Boxford, Danvers, Essex, Georgetown, Groveland, Hamilton, Ipswich, Manchester, Marblehead, Merrimac, Middleton, Newbury, Peabody, Rockport, Rowley, Salisbury, Swampscott, Topsfield, Wrentham and West Newbury in Essex county.
7. City of Lynn and towns of Nahant and Saugus in Essex county; cities of Everett, Malden and Melrose and towns of

Stoneham and Wakefield in Middlesex county; city of Chelsea and town of Revere in Suffolk county.

8. Cities of Cambridge, Medford, Somerville and Woburn and towns of Arlington, Belmont and Winchester in Middlesex county.
9. Wards 1, 2, 3, 4, 5, 6, 7, 8, 9 and precincts 6 and 7 of ward 12 in Boston and town of Winthrop in Suffolk county.
10. Wards 13, 14, 15, 16, 17, 20 and 24 in Boston and town of Milton in Norfolk county.
11. Wards 10, 11 and precincts 1, 2, 3, 4 and 5 of ward 12 and wards 13, 19, 21, 22, 23 and 25 in Boston.
12. Towns of Avon, Bellingham, Braintree, Brookline, Canton, Dedham, Dover, Foxborough, Franklin, Holbrook, Hyde Park, Medfield, Medway, Millis, Needham, Norfolk, Norwood, Randolph, Sharon, Stoughton, Walpole, Wellesley, Westwood, Weymouth and Wrentham in Norfolk county; city of Newton and towns of Holliston, Hopkinton, Sherborn and Watertown in Middlesex county; towns of Blackstone, Hopedale, Mendon, Milford and Upton in Worcester county. and town of North Attleborough in Bristol county.
13. Cities of Fall River and New Bedford and towns of Acushnet, Berkley, Dartmouth, Dighton, Fairhaven, Freetown, Rehoboth, Seekonk, Somerset, Swansea and Westport in Bristol county; towns of Marlon, Mattapoisett and Rochester in Plymouth county, and Dukes and Nantucket counties.
14. City of Brockton and towns of Abington, Bridgewater, Carver, Duxbury, East Bridgewater, Halifax, Hanover, Hanson, Hingham, Hull, Kingston, Lakeville, Marshfield, Middleborough, Norwell, Pembroke, Plymouth, Plympton, Rockland, Scituate, Wareham, West Bridgewater and Whitman in Plymouth county; city of Taunton and towns of Attleborough, Easton, Mansfield, Norton and Raynham in Bristol county, and Barnstable county.

#### MINNESOTA.

Approved March 27, 1901.

1. Dodge, Fillmore, Freeborn, Houston, Mower, Olmsted, Steele, Wabasha, Waseca and Winona counties.
2. Blue Earth, Brown, Cottonwood, Faribault, Jackson, Martin, Murray, Nobles, Pipestone, Rock and Watonwan.
3. Carver, Dakota, Goodhue, La Sueur, McLeod, Nicollet, Rice, Scott, Sibley.
4. Chisago, Ramsey and Washington.
5. Hennepin.
6. Benton, Cass, Crow Wing, Douglas, Hubbard, Meeker, Morrison, Sherburne, Stearns, Todd, Wadena and Wright.
7. Big Stone, Chippewa, Grant, Kandiyohi, Lac qui Parle, Lincoln, Lyon, Pope, Redwood, Renville, Stevens, Swift, Traverse and Yellow Medicine.
8. Aitkin, Anoka, Carlton, Cook, Isanti, Itasca, Kanabec, Lake, Mille Lacs, Pine and St. Louis.
9. Becker, Beltrami, Clay, Kittson, Marshall, Norman, Otter Tail, Polk, Red Lake, Roseau and Wilkin.

#### MISSISSIPPI.

Additional congressman will be elected at large.

#### MISSOURI.

Approved March 16, 1901.

1. Adair, Clark, Knox, Lewis, Macon, Marion, Putnam, Schuyler, Scotland and Shelby counties.
2. Charlton, Carroll, Grundy, Linn, Livingston, Monroe, Randolph and Sullivan.

3. Caldwell, Clay, Clinton, DeKalb, Davless, Gentry, Harrison, Mercer, Ray and Worth.
4. Andrew, Aitchison, Buchanan, Holt, Nodaway and Platte.
5. Jackson.
6. Bates, Cass, Cedar, Dade, Henry, Johnson and St. Clair.
7. Benton, Greene, Hickory, Howard, Lafayette, Pettis, Polk and Saline.
8. Boone, Camden, Cole, Cooper, Miller, Montean, Morgan and Osage.
9. Audrain, Callaway, Franklin, Gasconade, Lincoln, Montgomery, Pike, Ralls, St. Charles and Warren.
10. St. Louis county and the 1st, 7th, 8th, 9th, 10th, 11th, 12th, 19th, 24th and 28th wards, together with the 11th precinct of the 27th ward of the city of St. Louis.
11. Wards 2, 3, 16, 17, 18, 20, 21 and 26 and precincts 1, 2, 3, 4, 5, 6, 7, 8, 9 and 10 of ward 27 in St. Louis.
12. Wards 4, 5, 6, 13, 14, 15, 22, 23 and 25 of St. Louis.
13. Carter, Iron, Jefferson, Reynolds, Madison, Perry, St. Francis, St. Genevieve, Washington, Wayne and Bollinger.
14. Butler, Cape Girardeau, Christian, Douglas, Dunklin, Howell, Mississippi, New Madrid, Oregon, Ozark, Pemiscot, Ripley, Scott, Stoddard, Stone and Taney.
15. Barry, Barton, Jasper, Lawrence, McDonald, Newton and Vernon.
16. Crawford, Dallas, Dent, Laclede, Maries, Phelps, Pulaski, Texas, Webster, Wright and Shannon.
9. 10, 11, 12, 13, 14, 15, 16, 17, 18. All in New York county, except that Long Island City and Newtown of Queens county are included in the 14th district.
19. Westchester county.
20. Sullivan, Orange and Rockland counties.
21. Greene, Columbia, Putnam and Dutchess.
22. Rensselaer and Washington.
23. Albany and Schenectady counties.
24. Delaware, Otsego, Ulster and Schoharie.
25. Fulton, Hamilton, Montgomery, Warren and Saratoga.
26. Clinton, Essex, Franklin and St. Lawrence.
27. Herkimer and Onelida.
28. Jefferson, Lewis and Oswego.
29. Onondaga and Madison.
30. Broome, Chenango, Tioga, Tompkins and Cortland.
31. Cayuga, Ontario, Wayne and Yates.
32. Monroe.
33. Chemung, Schuyler, Seneca and Steuben.
34. Genesee, Livingston, Niagara, Orleans and Wyoming.
35. The 1st, 2d, 3d, 4th, 5th, 6th, 7th, 8th, 9th, 10th, 11th, 12th, 13th, 14th, 15th, 16th and 18th wards of Buffalo.
36. The 17th, 19th, 20th, 21st, 22d, 23d, 24th and 25th wards of Buffalo and the 7th and 8th assembly districts of Erie county.
37. Allegany, Cattaraugus and Chautauqua counties.

## NORTH CAROLINA.

Approved March 7, 1901.

1. Beaufort, Camden, Chowan, Currituck, Dare, Gates, Hertford, Hyde, Martin, Pasquotank, Perquimans, Pitt, Tyrrell and Washington.
2. Bertie, Edgecombe, Greene, Halifax, Lenolr, Northampton, Warren and Wilson.
3. Carteret, Craven, Duplin, Jones, Onslow, Pamlico, Pender, Sampson and Wayne.
4. Chatham, Franklin, Johnston, Nash, Vance and Wake.
5. Alamance, Caswell, Durham, Forsyth, Granville, Guilford, Orange, Person, Rockingham and Stokes.
6. Bladen, Brunswick, Columbus, Cumberland, Harnett, New Hanover and Robeson.
7. Anson, Davidson, Davie, Montgomery, Moore, Randolph, Richmond, Scotland, Union and Yadkin.
8. Alexander, Allegheny, Ashe, Cabarrus, Caldwell, Iredell, Rowan, Stanly, Surry, Watauga and Wilkes.
9. Burke, Catawba, Cleveland, Gaston, Lincoln, Madison, Mecklenburg, Mitchell and Yancey.
10. Buncombe, Cherokee, Clay, Graham, Haywood, Henderson, Jackson, McDowell, Macon, Polk, Rutherford, Swain and Transylvania.
1. Camden, Gloucester and Salem counties.
2. Cape May, Cumberland, Atlantic and Burlington.
3. Middlesex, Monmouth and Ocean.
4. Hunterdon, Somerset and Mercer.
5. Union, Morris and Warren.
6. Bergen, Passaic and Sussex.
7. The 1st, 4th, 6th, 7th, 8th, 11th and 15th wards of Newark; city of Orange; towns of Bloomfield, Montclair and West Orange; townships of Franklin, Belleville, Livingston, Verona and Caldwell; boroughs of Glen Ridge, Caldwell and North Caldwell.
8. The 2d, 3d, 5th, 9th, 10th, 12th, 13th and 14th wards of Newark; city of East Orange; town of Irvington, borough of Vailsburg, village and township of South Orange and townships of Clinton and Milburn.
9. City of Bayonne, the 7th, 8th, 9th, 10th, 11th and 12th wards of Jersey City; all of the 6th ward of Jersey City except the part north of the Morris canal and east of Summit avenue; towns of Kearney and Harrison and borough of East Newark, all in Essex county.
10. The 1st, 2d, 3d, 4th and 5th wards in Jersey City and all that part of the 6th ward in Jersey City north of the Morris canal and east of Summit avenue; city of Hoboken, towns of West Hoboken, Union, West North York and Guttenberg; township of North Bergen and Weehawken and borough of Secaucus, all in Hudson county.

## NEW YORK.

April 27, 1901.

1. Suffolk and Nassau counties and the 3d, 4th and 5th wards of the borough of Queens, in Queens county.
- 2, 3, 4, 5, 6, 7. All in the borough of Brooklyn, Kings county.
8. Richmond county (Staten Island) and part of lower New York city.
1. The 1st, 39th, 36th, 30th, 26th and 7th wards, Philadelphia.
2. The 8th, 9th, 10th, 13th, 14th, 15th, 20th and 37th wards, Philadelphia.
3. The 2d, 3d, 4th, 5th, 6th, 11th, 12th, 16th, 17th, 18th and 19th wards, Philadelphia.
4. The 28th, 29th, 32d and 33th wards, Philadelphia.
5. The 31st, 25th, 23d, 33d, 35th and 41st wards, Philadelphia.
6. The 22d, 21st, 24th, 34th, 27th and 40th wards, Philadelphia.
7. Chester and Delaware counties.

## NORTH DAKOTA.

There has been no reapportionment. The two congressmen will be elected at large.

## PENNSYLVANIA.

8. Montgomery and Bucks.
9. Lancaster county.
10. Lackawanna county.
11. Luzerne county.
12. Schuylkill county.
13. Lehigh and Berks.
14. Wayne, Susquehanna, Wyoming and Bradford.
15. Tioga, Potter, Lycoming and Clinton.
16. Northumberland, Montour, Sullivan and Columbia.
17. Perry, Juniata, Mifflin, Huntingdon, Fulton, Franklin, Snyder and Union.
18. Dauphin, Cumberland and Lebanon.
19. Cambria, Blair and Bedford.
20. York and Adams.
21. Centre, Clearfield, Cameron and McKean.
22. Westmoreland and Butler.
23. Somerset, Fayette and Green.
24. Washington, Beaver and Lawrence.
25. Erie and Crawford.
26. Northampton, Monroe, Carbon and Pike.
27. Armstrong, Indiana, Clarion and Jefferson.
28. Mercer, Warren, Forest, Venango and Elk.
29. The city of Allegheny and townships and boroughs north of the Ohio and Allegheny rivers in Allegheny county.
30. The 20th, 21st and 37th wards of Pittsburgh; city of McKeesport, boroughs of Braddock, East McKeesport, East Pittsburgh, Edgewood, Elizabeth, North Braddock, Oakmont, Pitcairn, Port Vue, Rankin, Swissvale, Turtle Creek, Verona, Versailles, Wilkinsburg and Wilmerding; the townships of Braddock, Elizabeth, Forward, Lincoln, North Versailles, Patton, Penn. Plum, South Versailles, Sterrett, Versailles and Wilkins in Allegheny county.
31. The 1st, 2d, 3d, 4th, 5th, 6th, 7th, 8th, 9th, 10th, 11th, 12th, 13th, 14th, 15th, 16th, 17th, 18th, 19th and 23d wards of Pittsburgh.
32. The 22d, 24th, 25th, 26th, 27th, 28th, 29th, 30th, 31st, 32d, 33d, 34th, 35th, 36th and 38th wards of Pittsburgh; boroughs of Coraopolis, Crafton, Carnegie, Duquesne, Esplen, Elliott, Greentree, Homestead, Knoxville, Montooth, Mount Oliver, Munnhall, McKee's Rocks, Oakdale, Sheraden, West Liberty, West Homestead and West Elizabeth, and the townships of Baldwin, Bethel, Crescent, Chartiers, Collier, Findley, Jefferson, Lower St. Clair, Midlin, Moon, North Fayette, Neville, Robinson, Stowe, South Fayette, Scott, Snowden, Union and Upper St. Clair in Allegheny county.

## WASHINGTON.

The three congressmen are to be elected at large, no apportionment having been made by the legislature.

## WEST VIRGINIA.

Approved Feb. 18, 1901.

1. Hancock, Brook, Ohio, Marshall, Wetzel, Marlton, Harrison and Lewis counties.
2. Monongahela, Preston, Taylor, Barbour, Tucker, Randolph, Pendleton, Grant, Hardy, Mineral, Hampshire, Morgan, Berkeley and Jefferson.
3. Kanawha, Fayette, Summers, Monroe, Greenbrier, Nicholas, Clay, Webster, Pocahontas and Unshur.
4. Tyler, Pleasants, Wood, Jackson, Roane, Braxton, Gilmer, Calhoun, Wirt, Ritchie and Doddridge.
5. Mason, Putnam, Cabell, Lincoln, Wayne, Boone, Logan, Mingo, Raleigh, Wyoming, McDowell and Mercer.

## WISCONSIN.

Approved May 13, 1901.

1. Racine, Kenosha, Walworth, Rock,

Green and Lafayette counties.

2. Jefferson, Dane, Columbia, Green Lake, Marquette and Adams.
  3. Grant, Crawford, Richland, Sauk, Juneau, Vernon and Iowa.
  4. The 2d, 3d, 4th, 5th, 7th, 8th, 23d, 11th, 12th, 14th, 15th, 16th and 17th wards of Milwaukee; city of Wauwatosa, city of South Milwaukee, village of Cudahy, town of Lake, town of Oak Creek, town of Franklin, town of Greenfield and town of Wauwatosa, in Milwaukee county.
  5. The 1st, 6th, 9th, 10th, 13th, 18th, 19th, 22d, 20th and 21st wards of Milwaukee; village of North Milwaukee, village of Whiteston Bay, village of East Milwaukee, town of Milwaukee, town of Granville, in Milwaukee county; Waukesha county.
  6. Sheboygan, Fond du Lac, Dodge, Washington and Ozaukee counties.
  7. Peplin, Buffalo, Trempealeau, Jackson, Eau Claire, Clark, Monroe and La Crosse counties.
  8. Portage, Waupaca, Wausara, Winnebago, Calumet and Manitowish counties.
  9. Brown, Kewaunee, Door, Outagamie, Oconto and Marinette counties.
  10. Iron, Vilas, Oneida, Forest, Florence, Langlade, Lincoln, Shawano, Marathon, Taylor, Price, Ashland and Wood counties.
  11. Douglas, Sawyer, Pierce, Bayfield, Barron, Dunn, Burnett, Polk, Chippewa, Washburn and St. Croix counties.
- \*By an act of legislature, approved May 15, 1901, part of Chippewa county was detached and formed into a new county named Gates. It was made a part of the 11th congressional district.

## TEXAS.

Apportionment bill passed at called session of the legislature in September, 1901.

1. Bowie, Red River, Lamar, Delta, Hopkins, Franklin, Titus, Camp Morris, Cass and Marion counties.
2. Jefferson, Orange, Hardin, Tyler, Jasper, Newton, Sabine, San Augustine, Angelina, Cherokee, Nacogdoches, Shelby, Panola and Harrison.
3. Wood, Upshur, Gregg, Rusk, Smith, Henderson, Van Zandt and Kaufman.
4. Grayson, Collin, Fannin, Hunt and Rains.
5. Dallas, Rockwall, Ellis, Hill and Bosque.
6. Navarro, Freestone, Limestone, Robertson, Brazos and Milam.
7. Anderson, Houston, Trinity, Polk, San Jacinto, Liberty, Chambers and Galveston.
8. Harris, Fort Bend, Austin, Waller, Montgomery, Grimes, Walker, Madison and Leon.
9. Gonzales, Fayette, Colorado, Wharton, Matagorda, Brazoria, Jackson, Lavaca, De Witt, Victoria, Calhoun, Aransas, Refugio, Bee, Goliad and Karnes.
10. Williamson, Travis, Hays, Caldwell, Bastrop, Lee, Burleson and Washington.
11. McLennan, Falls, Bell, Coryell and Hamilton.
12. Tarrant, Parker, Johnson, Hood, Somervell, Erath and Comanche.
13. Cooke, Denton, Wise, Montague, Clay, Jack, Young, Archer, Wichita, Wilbarger, Baylor, Throckmorton, Knox, Ford, Hardeman, Cottle, Motley, Dickens, Floyd, Hale, Lamb, Bailey, Childress, Hall, Briscoe, Swisher, Castro, Farmer, Deaf Smith, Randall, Armstrong, Donley, Collingsworth, Wheeler, Gray, Carson, Potter, Oldham, Hartley, Moore, Hutchinson, Roberts, Hemphill, Lipscomb,

- Ochiltree, Hansford, Sherman and Dal-  
lam.  
14. Bexar, Comal, Kendall, Bandera, Kerr,  
Gillespie, Blanco, Burnett, Llano, Ma-  
son, McCulloch, San Saba, Lampasas,  
Mills, Brown and Coleman.  
15. Cameron, Hidalgo, Starr, Zapata, Webb,  
Duval, Nueces, San Patricio, Live Oak,  
Atascosa, Wilson, Guadalupe, McMullen,  
LaSalle, Dimmit, Maverick, Zavala, Frio,  
Medina, Uvalde, Kinney and Val Verde.  
16. El Paso, Jeff Davis, Presidio, Brewster,

Pecos, Crockett, Schliefer, Sutton, Ed-  
wards, Kimble, Menard, Concho, Tom  
Green, Irion, Upton, Crane, Ward,  
Reeves, Loving, Winkler, Ector, Mid-  
land, Glasscock, Sterling, Coke, Runnels,  
Eastland, Callahan, Taylor, Nolan,  
Mitchell, Howard, Martin, Andrews,  
Gaines, Dawson, Borden, Scurry, Fisher,  
Jones, Shackelford, Stephens, Palo Pinto,  
Haskell, Stonewall, King, Kent, Garza,  
Crosby, Lubbock, Lynn, Terry, Yoakum,  
Cochran and Hockley.

NOTED TRIALS OF 1901.

**BARKER-KELLER**—Thomas G. Barker was charged with shooting and attempting to kill the Rev. John Keller at Arlington, N. J., Feb. 3, 1901, the motive alleged being an attack upon the defendant's wife. The trial began in Jersey City June 17 and resulted in a verdict of guilty. Barker was sentenced to five years in the penitentiary.

**BOSSCHIETER**—Walter McAllister, William Death, Andrew Campbell and G. J. Kerr were accused of the murder of Jennie Bosschieter at Paterson, N. J., Oct. 18, 1900. The trial began Jan. 9 and resulted in the conviction of the three first named Jan. 18 of murder in the second degree. Each was sentenced to thirty years in prison. Kerr pleaded guilty and was sent to prison for fifteen years.

**DEFENBACH-UNGER**—Dr. August M. Unger, Francis W. Brown and Frank H. Smiley were charged with conspiracy to defraud various insurance companies in Chicago by taking out policies on the life of Marie Defenbach between April 12 and Aug. 1, 1900, the total amount applied for being \$67,000. Aug. 25 of the same year Miss Defenbach died under suspicious circumstances, and in October Unger, Brown and Smiley were arrested. The trial began May 21, 1901. Smiley pleaded guilty. Unger and Brown were convicted June 10.

**EASTMAN**—Prof. Charles R. Eastman of Harvard university was charged with the murder of Richard H. Grogan in Cambridge, Mass., July 4, 1900. The trial began April 23 and ended May 11 in the acquittal of the accused.

**EDDY**—Mrs. Mary Baker Eddy, founder of the Christian science church, was charged by Mrs. Josephine Woodbury with libel in having referred to her in a public letter as "the Babylonish woman." The plaintiff asked for \$150,000 damages. The trial began in Boston May 29 and ended June 5 in favor of Mrs. Eddy, the case being thrown out of court for lack of admissible evidence.

**ELLIS GLENN**—Ellis Glenn, a woman who in 1899 had been brought to the Chester (Ill.) Penitentiary as a man convicted of forgery at Litchfield, was tried at Parkersburg, W. Va., in July, 1901, on the charge of having raised the figures on a check. More than 100 witnesses were examined and the trial attracted a great deal of attention. Her defense was that her brother Bert had committed all the crimes charged to her and that she had dressed in male attire and gone to prison to save him. The trial re-

sulted July 30 in a disagreement of the jury.

**FOSBURGH**—Robert Stewart Fosburgh was charged with the murder of his sister, May L., at Pittsfield, Mass., Aug. 20, 1900. The trial began July 18 and ended July 26, 1901, in the discharge of the accused by the court.

**HAMILTON-DAY**—Frank H. Hamilton, a newspaper writer in Minneapolis, Minn., was charged with killing Leonard Day in that city Nov. 25, 1900. His trial resulted Feb. 20 in a verdict of manslaughter in the first degree, and he was sentenced Feb. 25 to seven years in prison.

**HERRON**—Prof. George D. Herron of Grinnell, Iowa, noted as a lecturer on religious and social ethics, was tried June 4, 1901, by the Grinnell Congregational association on the charge of conduct unworthy of a gentleman and Christian in abandoning his wife and children and contracting a union with another woman. He was found guilty and expelled from the association.

**MOLINEUX**—On the 15th of October the Court of Appeals, at Albany, N. Y., granted a new trial to Roland B. Molineux, who was convicted in February, 1900, of the murder of Katherine J. Adams in New York city Dec. 28, 1898. Owing to the high standing of the parties involved and the many mysterious circumstances surrounding the crime, the case has become one of the most noted in the annals of New York.

**MORRISON**—Jessie Morrison was charged with the murder of Mrs. Olin Castle at El Dorado, Kas., June 22, 1900. She was indicted in July of the same year and tried in December, the jury disagreeing. Her second trial took place in June, 1901, and on the 27th of that month she was found guilty of murder in the second degree.

**WEBER-KANTER-LOVELESS CONSPIRACY**—David B. Weber, Samuel C. Kanter and Braham H. Loveless were charged with conspiracy to violate the civil-service law in Chicago by secretly helping police sergeants to pass the examination for Lieutenants in June, 1900. Weber and Kanter were in the money-lending business, their clients being chiefly policemen and other city employes. Loveless was an attorney who had access to the questions to be asked at the civil-service examinations. These questions he was charged with turning over to Weber and Kanter, who, it was said, sold them to candidates for promotion. The trial began May 31, 1901, and ended June 12 in a verdict of guilty.

PLAGUE AND FAMINE IN INDIA.

Official returns show that nearly 600,000 persons died from the plague in India in the five years ended in March, 1901. Reliable estimates place the loss of life directly resulting from the famine in the last ten

years at 13,000,000, the population having increased in that period only 6,000,000 instead of the normal 19,000,000. During the year 1899-1900 the enormous sum of \$31,950,000 was spent for the relief of the famine sufferers.

## POLITICAL EVENTS OF 1901.

## DATES OF STATE CONVENTIONS.

IOWA—Prohibition, May 21-22; republican, Aug. 7; democratic, Aug. 21; populist, Aug. 23; socialist, Sept. 5.  
 MARYLAND—Democratic, Aug. 1; republican, Aug. 6.  
 MASSACHUSETTS—Socialist, Sept. 9; democratic, Oct. 3; republican, Oct. 4.  
 MICHIGAN—Republican, Feb. 23; democratic, March 6.  
 NEBRASKA—Republican, Aug. 23; prohibition, Sept. 4; fusion, Sept. 17-18; socialist, Sept. 21.  
 NEW JERSEY—Socialist, Jan. 1; republican, Sept. 26; democratic, Oct. 1.  
 OHIO—Socialist, May 30; republican, June 24-25; democratic, July 10; free-silver democrats, July 31.  
 PENNSYLVANIA—Democratic, Aug. 15; republican, Aug. 21; anti-Quay fusion, Sept. 24.  
 VIRGINIA—Prohibition, July 18; democratic, Aug. 15; republican, Aug. 21.  
 RHODE ISLAND—Democratic, Oct. 15; republican, Oct. 16.

## PARTY PLATFORMS.

Nearly all of the platforms adopted at the state conventions held in 1901 dealt with local issues to the exclusion of national questions. That adopted by the democrats of Iowa was a notable exception in that it reaffirmed the Kansas City platform of 1900 as follows:

"We, the democrats of Iowa, in convention assembled, hereby reaffirm the principles of the democratic national platform adopted at Kansas City July 5, 1900, and, without surrendering our convictions or abating our loyalty to our national policies, we believe this campaign to be particularly one that should be confined to state issues."

The Ohio democrats refused to reaffirm the Kansas City platform and the result was another convention of the free-silver men, who put a ticket of their own in the field. The bolters, however, were few in number.

The platform adopted by the Virginia democrats reaffirmed allegiance to the national democratic party and declared admiration for its leaders from Jefferson to Bryan, but otherwise had nothing to say on the silver question. It denounced criminal trusts and illegal combinations of capital.

In the Pennsylvania democratic platform nothing was said about silver or the other issues of the campaign in 1900. Local state issues alone were dealt with. The same was true of the platforms adopted by the democrats of Massachusetts, New Jersey and Rhode Island.

## RACE QUESTION IN MARYLAND.

At the Maryland democratic convention the feature of the platform adopted was the following: "The democratic party represents more than 40,000 majority of the white people of Maryland. They, in common with their brethren of other states have been injected into the body politic, recognize that the peace, good order, personal safety and proper development of our material interests depend upon the control of the commonwealth by its intelligent white residents. Without the aid of the 60,000 colored voters the republican party in Maryland would be a hopeless minority.

We therefore without hesitation proclaim that the success of the democratic party will mean that while we shall deal with perfect fairness in securing all the benefits of good government and full and free opportunities for education to all classes, such action must be taken as to prevent the control of the state government from passing into the hands of those who have neither the ability nor the interest to manage public affairs wisely and well."

## ANARCHY DENOUNCED.

At the conventions held after the assassination of President McKinley anarchy was generally denounced by all parties. The Rhode Island republicans declared that anarchy should be dealt with by both state and federal lawmakers.

The New Jersey republicans inserted this as a plank in their platform: "The blow which ended the life of our beloved president was cruel, inhuman and lawless. It was aimed not at the gentle and lovable McKinley, but at the republic and the majesty of law, which guarantee liberty of person and safety of property. Any doctrine which justifies or encourages assassination is utterly hostile to civilization and the welfare of mankind and must be no longer tolerated in this country, and we demand and insist that laws, state and national, be enacted for the effective suppression of such teachings."

Massachusetts democrats declared: "Under our democratic institutions the hand which is raised against the president is in reality directed against popular sovereignty itself. Freedom of speech does not include the right to advocate assassination."

Massachusetts republicans in their platform favored the enactment of such laws as shall visit an adequate and severe penalty upon any person or persons who shall murder, assault or threaten the life of the president or vice-president.

## THE ALLIED THIRD PARTY.

At a conference held in Kansas City, Mo., June 19, 1901, a new political organization called "the allied third party" was formed by a number of men representing public-ownership advocates, populists, free-silver republicans, socialists, single taxers and Bryan democrats. A platform was adopted declaring for public ownership of all utilities, rigid control and taxation of railroads, direct legislation by the initiative and referendum, a graduated income tax, legal-tender money issued by the government in sufficient volume for business purposes, that volume to be fixed in proportion to the population; home rule for cities and the election of United States senators by popular vote. J. H. Cook, fusion populist, was chosen chairman and F. S. Kowalski secretary.

## THE SOCIALIST PARTIES.

There are two socialist parties in the United States advocating similar measures and both affiliated with the international socialist party. They differ as to tactics, the socialist party indorsing the regular trades union and the socialist labor party advocating a trades union organized on socialistic lines. The first paragraph of the socialist party platform adopted at Indi-



anapolis July 30, 1901, expresses the aims and objects of both parties. It follows: "The socialist party of America in national convention assembled reaffirms its adherence to the principles of international socialism and declares its aim to be the organization of the working class and those

in sympathy with it into a political party, with the object of conquering the powers of government and using them for the purpose of transforming the present system of private ownership of the means of production and distribution into collective ownership by the entire people."

### ASSASSINATION OF PRESIDENT M'KINLEY.

William McKinley, twenty-fifth president of the United States, while receiving the public in the Temple of Music at the Pan-American exposition in Buffalo, on the afternoon of Friday, Sept. 6, was shot and mortally wounded by Leon Czolgosz, an anarchist. The assassin, who carried a revolver concealed in a handkerchief, fired twice at close range. One bullet struck the president's breastbone and glanced off, doing no harm; the other passed through the stomach and probably lodged in the muscles of the back, though it was never found. Czolgosz was immediately overpowered and hurried to jail by the men who had been detailed to guard the president, but who were not able to prevent the assault.

After a preliminary examination of his injuries by physicians the wounded executive was removed to the home of Mr. J. G. Milburn, president of the exposition. An operation was performed by Dr. M. D. Mann, with Drs. Roswell Park, Herman Mynter, P. M. Rixey, Eugene Wasdin and other surgeons and physicians assisting, and as the patient seemed to be steadily improving until the supposed critical period had been passed it was thought he would recover. On the 12th the bulletins which were issued at frequent intervals by the doctors were especially hopeful, but shortly after 2 o'clock on the morning of the 13th the president had a sinking spell which caused grave alarm. In the course of the day he rallied slightly and again hope was expressed in the bulletins. Toward evening, however, it was seen that the president was dying. The end came at 2:15 o'clock on the morning of Sept. 14. His last words consciously uttered were: "God's will, not ours, be done."

#### FUNERAL SERVICES.

On Sunday morning, the 15th, brief religious services were held over the remains and then the body was taken to the city hall, where it lay in state until late in the evening. Nearly 100,000 persons looked upon the face of the dead president. Early the next morning a special funeral train left Buffalo carrying the body, members of the McKinley family, President Roosevelt, cabinet officers and others to Washington. Thousands gathered at the stations along the route to pay their last tribute of respect. Monday night the remains rested in the white house. Tuesday morning, escorted by a large military and civil procession, they were conveyed to the rotunda of the capitol, where funeral services were held in the presence of a distinguished assemblage. The body lay in state until evening, when it was placed on another funeral train and taken to Canton, O., where on Thursday, the 19th, the final im-

pressive services took place. On this day business was almost completely suspended throughout the United States, and for a brief period, while the funeral was in progress in Canton, every form of activity on the railroads, steamship lines and street railways came to a full stop. Services were held in many churches and in distant lands memorial meetings were held.

#### M'KINLEY'S CAREER.

|                                      |                |
|--------------------------------------|----------------|
| Born in Niles, O.....                | Jan. 29, 1843  |
| Soldier in union army.....           | 1861-1865      |
| Admitted to Ohio bar.....            | 1867           |
| Elected state's attorney.....        | 1879           |
| Elected to congress.....             | 1876           |
| Re-elected five times.....           | 1878 to 1890   |
| Elected governor of Ohio.....        | 1891           |
| Re-elected governor.....             | 1893           |
| Elected president United States..... | 1896           |
| Re-elected president.....            | 1900           |
| Shot by an assassin.....             | Sept. 6, 1901  |
| Died in Buffalo, N. Y.....           | Sept. 14, 1901 |

#### ASSASSIN'S TRIAL AND EXECUTION.

Leon Czolgosz, after shooting the president, made a confession in which he said he was an anarchist, and as such it was his duty to kill the chief executive. He had no personal feeling against his victim. From papers found on the prisoner and from some of his remarks it was thought he had confederates in the crime, and on the strength of telegrams from Buffalo the police of Chicago arrested the Isaak family and other anarchists in Chicago, but no evidence against them was forthcoming and they were discharged, as was Emma Goldman, the anarchist lecturer, who had likewise been placed under arrest.

Czolgosz was arraigned in court Sept. 16, but refused to answer interrogatories put to him by the county judge, E. K. Emery. The grand jury found a true bill against him and Sept. 23 the trial began in the Superior court at Buffalo, Justice Truman C. White presiding. At the request of the Erie county bar Loran L. Lewis and Robert C. Titus, former justices of the Supreme court of New York, were appointed to defend the prisoner. The latter pleaded guilty, but the plea, under the law of the state, was not allowed to stand and the trial proceeded. No defense other than the possible insanity of the defendant was made, and on the second day he was found guilty of murder in the first degree. Sept. 26 he was formally sentenced to death the week beginning Oct. 28 and the same evening he was removed to Auburn prison. The sentence was carried into effect on the morning of Oct. 29 in the presence of a score of witnesses. Czolgosz, who was unrepentant to the last, was electrocuted in the prison a few minutes after 7 o'clock.

#### BRITISH POSTOFFICE BANKS.

Dec. 31, 1900, there were 8,439,983 depositors in the postoffice banks of England, Ireland, Scotland and Wales, and the total amount to their credit was \$677,748,225, or an aver-

age of more than \$80 to each depositor. The business of these banks has decreased since 1896 owing to steadily increasing investments in government stocks.

## ASSASSINATIONS AND ATTEMPTS.

Following is a list of the more noteworthy of the many murderous attacks, successful or otherwise, made upon national rulers and others in authority within the last fifty years:

Abdul Aziz, sultan of Turkey, killed by Midhat Pasha and others, June 4, 1876.

Albert Edward, prince of Wales, shot at by Sipido, at the Nord station, Brussels, April 4, 1900. Sipido was tried and set free, but subsequently was rearrested in France, brought back and imprisoned.

Alexander II., czar of Russia, killed by the explosion of a bomb thrown by a man who was himself killed by the same bomb, at St. Petersburg, March 13, 1881. Previous attempts upon the czar's life had been made Feb. 17, 1880, by explosion at the winter palace; Dec. 1, 1879, by undermining a railway train; April 14, 1879, by Alexander Solovieff; June 6, 1867, by Berezowski; April 16, 1866, by Karakozow.

Alfonso, king of Spain, attacked by J. O. Moncasti Oct. 25, 1873, and by Francisco Gonzales Dec. 13, 1879.

Amadeus, king of Spain, attacked July 19, 1872, by fifteen men. One of the assailants was killed and two captured.

Barrios, Jose Maria Reyna, president of Guatemala, killed by Oscar Solinger at Guatemala City Feb. 3, 1898. Solinger was pursued and killed.

Bismarck, Prince, attacked by Blind May 7, 1866, and by Kullman July 13, 1874.

Borda, Juan Idiarte, president of Uruguay, shot through the heart by Avelino Arredondo at Montevideo Aug. 25, 1897.

Bratiano, premier of Roumania, attacked by J. Pietraro Dec. 14, 1880.

Campos, Gen. Martinez, narrowly escaped death from a bomb thrown at him in Barcelona, Spain, Sept. 24, 1893. One soldier was killed.

Canovas del Castillo, Antonio, premier of Spain, shot to death by Michel Angine Golli, anarchist, at Santa Agueda Aug. 8, 1897. Assassin garroted Aug. 20.

Cavendish, Lord Frederick, chief secretary for Ireland, and T. H. Burke, under-secretary, killed in Phoenix park, Dublin, by Invincibles May 6, 1882. Five of the men involved were hanged on separate days in May and June of the following year. James Carey, the informer, was murdered on shipboard by Patrick O'Donnell July 29, 1883.

Crispi, Francesco, premier of Italy, shot at by Paolo Lega June 16, 1894.

Daniel, prince of Montenegro, assassinated Aug. 13, 1860.

Darboy, Georges, archbishop of Paris, killed by communists in Paris May 24, 1871.

Diaz, Porfirio, president of Mexico, assailed by Joaquin Arnolfo Arroyo Sept. 20, 1897. Arroyo was killed by a mob the next day.

Elizabeth, empress of Austria, stabbed by Lucheni, an anarchist, at Geneva, Switzerland, Sept. 10, 1898. Assassin imprisoned for life.

Francis Joseph, emperor of Austria-Hungary; attempt by Libenyi Feb. 18, 1853; by Oberdank, a deserter, Sept. 17, 1882. Oberdank executed Dec. 20 the same year.

Faure, Francois Felix, president of France, shot at by Francois July 14, 1896. Goebel, William, governor of Kentucky, shot at Frankfort Jan. 30, 1901; died Feb. 3, 1901.

Garfield, James A., president of the United States, shot by Charles Guiteau, a disappointed office-seeker, in Washington July 2, 1881; died Sept. 19, same year. Guiteau hanged June 30, 1882.

Harrison, Carter H., mayor of Chicago, fatally shot by Patrick L. Prendergast Oct. 28, 1893. The murderer was hanged July 13, 1894.

Humbert I., king of Italy, shot by Angelo Bresci, anarchist, at Monza July 29, 1900. Bresci committed suicide in prison May 22, 1901.

Hussein Avni and other Turkish cabinet ministers, killed by Hassan, a disgraced officer, June 15, 1876. Hassan hanged June 17.

Isabella II., queen of Spain, attacked by Raymond Fuentes May 28, 1856.

Lincoln, Abraham, president of the United States, shot by John Wilkes Booth in Ford's theater, Washington, April 14, 1865; died the next day. Booth was shot April 26 while resisting arrest.

Lytton, Lord, viceroy of India, attacked by Busa Dec. 12, 1878.

Mayo, Richard, earl of, governor-general of India, fatally stabbed by Shere Ali, a convict, Feb. 8, 1872.

Mehemet, Ali Pasha, murdered by rioters near Scutari, Albania, Sept. 6, 1878.

Michael III., prince of Servia, assassinated in Belgrade June 10, 1868.

Melkoff, Gen. Loris, shot at by Hippolyte Molodtsoff at St. Petersburg March 4, 1880. Molodtsoff hanged March 5.

McKinley, William, president of the United States, shot by Leon Czolgosz, anarchist, at Buffalo, N. Y., Friday, Sept. 6, 1901; died Saturday, Sept. 14, following.

Napoleon III., emperor of France, attacked by Pianori April 28, 1855; by Belle-marre Sept. 8, 1855, and by Orsini and others Jan. 14, 1858.

Pedro II. of Brazil, attacked by Volti July 15, 1889.

Prim, marshal of Spain, shot by unknown person, who escaped, Dec. 28, 1870; died Dec. 30.

Sadi-Carnot, Marie Francois, president of France, stabbed to death by Santo Caserio, anarchist, at Lyons June 24, 1894. The murderer was guillotined Aug. 16 following.

Stambuloff, Stanislaus, ex-premier of Bulgaria, attacked by four conspirators July 15, 1895; died July 18.

Victoria, queen of England, shot at by Roderick Maclean at Windsor March 2, 1882.

William I. of Prussia and Germany, attacked by Oscar Becker July 14, 1861; by Hodel May 11, 1878, and by Dr. Nobiling June 2, 1878.

## CRIMES OF ANARCHISTS.

This list includes only the outrages which attracted world-wide attention at the time they were committed. For record of attacks on individuals see "Assassinations and Attempts" in this volume.

Feb. 6, 1830, a mine under the winter

palace in St. Petersburg was exploded, killing eleven persons.

Sept. 28, 1833, an attempt was made to explode a dynamite bomb at the unveiling of the Niederwald monument in Germany, at which Emperor William, the crown prince

and many other distinguished persons were present. The fuse failed to burn and the explosion did not take place. Remsdorf, Rupsch and Kuchler, anarchists, were tried in Leipzig the following year and sentenced to death for the attempted crime.

May 4, 1886, at a meeting of anarchists in the Haymarket in Chicago a bomb was thrown into the ranks of a large detachment of police who had been ordered to disperse the gathering. Eight officers were fatally wounded and sixty-eight received injuries which disabled many of them for life. Of the anarchists arrested, Lingg committed suicide in jail; Spies, Fischer, Engel and Parsons were executed Nov. 11, 1887; several others were sent to prison, but were subsequently pardoned by Gov. Altgeld.

March 27, 1892, a bomb was exploded in the Rue Clichy in Paris and seven persons were wounded. Ravachol and one of his accomplices in the crime were sentenced to imprisonment for life.

April 25, 1892, Meunier, an anarchist, threw a bomb into the Cafe Very in Paris. Six persons were wounded by the explosion. Meunier was sentenced to penal servitude for life.

Sept. 7, 1892, an anarchist threw a bomb into a crowded church in Warsaw, Russian Poland, but was himself the only person killed by the explosion.

In March, 1893, Joseph Pauwels, a Belgian anarchist, planned to throw a bomb into the Church of the Madeleine in Paris while a Lenten service was in progress. A swing-

ing door struck him on the arm under which he was carrying the bomb, causing him to drop it on the floor. He was himself mangled almost beyond recognition. No one else was hurt.

March 21, 1893, an anarchist bomb was exploded at the entrance of a church in Grenoble, France. Twenty persons were injured.

Nov. 8, 1893, Salvado Franch, anarchist, threw a bomb into the Lyceum theater in Barcelona, Spain. Thirty persons were killed and eighty hurt. Franch was executed for the outrage.

Dec. 9, 1893, Auguste Vaillant, anarchist, threw a bomb into the chamber of deputies in Paris. Seven deputies were wounded. Vaillant was guillotined Feb. 5, 1894.

Feb. 12, 1894, Emile Henry, anarchist, threw a bomb into the cafe of the Hotel Terminus in Paris. Twenty persons were wounded. Henry was guillotined May 20 following.

March 8, 1894, eight persons were injured by the explosion of a bomb thrown in front of the chamber of deputies in Rome.

May 3, 1894, several persons were wounded by a dynamite explosion caused by anarchists in Liege, Belgium. Two anarchists were given life sentences for the crime.

June 7, 1896, a bomb was thrown into a religious procession in Barcelona, Spain. Eleven persons were killed and forty severely injured. More than 300 arrests were made of anarchists supposed to be implicated, and of these thirty-one were executed and many others deported.

### CHRONOLOGY OF RECENT WARS.

#### SPANISH-AMERICAN WAR, 1898.

Maine blown up.....Feb. 15  
Spain asked to leave Cuba.....April 19  
Diplomatic relations broken.....April 21  
Cuban blockade declared.....April 22  
War declared by Spain.....April 24  
War declared by United States.....April 25  
Dewey's victory at Manila.....May 1  
Hobson's Merrimac exploit.....June 3  
U. S. army corps land in Cuba.....June 21  
Battle at El Caney and San Juan.....July 1  
Cervera's fleet destroyed.....July 3  
Gen. Toral surrenders.....July 14  
Santiago de Cuba surrenders.....July 17  
Campaign in Porto Rico begins.....July 25  
Peace protocol signed.....Aug. 12  
Surrender of Manila.....Aug. 13  
Peace treaty signed in Paris.....Dec. 12

#### PHILIPPINE WAR, 1899-1900.

Hostilities begin.....Feb. 4, 1899  
Battles around Manila.....Feb. 4-7, 1899  
Battle at Pasig.....March 13, 1899  
Battle at Malina.....March 26, 1899  
Battle at Santa Cruz.....April 10, 1899  
Santa Cruz captured.....April 25, 1899  
San Fernando captured.....May 5, 1899  
Battle at Bacoor.....June 13, 1899  
Battle at Imus.....June 16, 1899  
Battle at Colamba.....July 26, 1899  
Battle at Calulut.....Aug. 9, 1899

Battle at Angeles.....Aug. 16, 1899  
Maj. John A. Logan killed.....Nov. 14, 1899  
Gen. Gregorio del Pilar killed.....Dec. 10, 1899  
Gen. Lawton killed.....Dec. 19, 1899  
Taft commission appointed.....Feb. 25, 1900  
Amnesty proclaimed.....June 21, 1900  
Aguinaldo captured.....March 23, 1901  
Civil gov't partly established.....July 4, 1901

#### ANGLO-BOER WAR, 1899-1901.

Boers declare war.....Oct. 10, 1899  
Boers invade Natal.....Oct. 12, 1899  
Battle of Glencoe.....Oct. 20, 1899  
Battle of Magersfontein.....Dec. 10, 1899  
Battle at Colesberg.....Dec. 31, 1899  
Spion Kop battles.....Jan. 23-25, 1900  
Kimberley relieved.....Feb. 15, 1900  
Gen. Cronje surrenders.....Feb. 27, 1900  
Ladysmith relieved.....March 1, 1900  
Gen. Joubert dies.....March 27, 1900  
Battle at Reddersburg.....March 31, 1900  
Mafeking relieved.....May 17, 1900  
Johannesburg captured.....May 30, 1900  
Orange Free State annexed.....May 30, 1900  
Pretoria captured.....June 4, 1900  
South African Republic annexed.....Sept. 1, 1900  
Gen. Clement defeated.....Dec. 14, 1900  
Lord Roberts returns home.....Jan. 1, 1901  
Battle at Vladfontein.....May 29, 1901  
Battle at Utrecht.....Sept. 18, 1901  
Attack on Fort Itala.....Sept. 30, 1901

### SPEED OF ENGINES AND AMERICAN TRAINS.

The London Transport of May 10, 1901, printed figures showing the relative speed of English and American express trains. For distances up to 100 miles the English trains average 41 miles an hour and American trains 42. It is fair to say, though, that the average for this country is brought up

by the great speed of the trains between Philadelphia and Atlantic City, otherwise it would fall slightly below that of England. For distances of 100 to 250 miles the average in both cases is about 40 miles an hour. For long distances English express trains average 43.3 and American 35 miles an hour.

## THE HOT WAVE OF 1901.

[From report of P. C. Day of the United States weather bureau in the Monthly Weather Review for July, 1901.]

The hot wave of July, 1901, over the central valleys, embracing the great corn belt of the United States, had its inception in the latter part of June and continued with scarcely a break till about the 27th of July, making a record of continuous heat that will probably be the standard for future years. During this period the sky was practically free from clouds and day after day the unobstructed rays of the sun were poured upon the parched and sun-dried earth.

Throughout portions of Missouri and eastern Kansas and Nebraska the daily maximum temperature averaged 100 degrees or more from the 25th of June to the end of July. At Beaver City, Neb., from June 23 to July 31, inclusive, the maximum temperature averaged 104 degrees, and only on three days during the entire period of thirty-nine days did the maximum temperature fall below 100 degrees. At Columbia, Mo., from June 22 to July 25, inclusive, a period of thirty-four days, the maximum temperature averaged over 100 degrees, records probably unsurpassed in the history of the country except in the desert portions of southern California and Arizona. Throughout all the great corn-growing states of the central west all previous records, both of the monthly mean and maximum temperature, were exceeded.

Maximum temperatures of 113 degrees and over were recorded at practically all points in Missouri, and over large sections of eastern Kansas and Nebraska, southern Iowa and Illinois and northern Arkansas and Oklahoma. Maximum temperatures of 110 degrees and over were also recorded in western North and South Dakota and eastern Montana, and over the desert regions of California and Arizona.

The maximum temperatures recorded in some of the larger cities in the United

States and in places reporting the greatest degree of heat are shown in the following table:

| Place.                 | Temperature. | July. |
|------------------------|--------------|-------|
| Baltimore, Md.....     | 103          | 2     |
| Bismarck, N. D.....    | 106          | 23    |
| Boston, Mass.....      | 96           | 3     |
| Chicago, Ill.....      | 103          | 21    |
| Cincinnati, O.....     | 105          | 21    |
| Columbia, Mo.....      | 111          | 12    |
| Davenport, Iowa.....   | 106          | 24    |
| Denver, Col.....       | 99           | 3     |
| Des Moines, Iowa.....  | 109          | 22    |
| Dubuque, Iowa.....     | 106          | 21    |
| Fresno, Cal.....       | 108          | 20    |
| Hannibal, Mo.....      | 108          | 24    |
| Indianapolis, Ind..... | 106          | 22    |
| Kansas City, Mo.....   | 106          | 23    |
| Keokuk, Iowa.....      | 108          | 22    |
| Little Rock, Ark.....  | 106          | 12    |
| Louisville, Ky.....    | 107          | 24    |
| Marquette, Mich.....   | 103          | 15    |
| Milwaukee, Wis.....    | 100          | 20    |
| Miles City, Mont.....  | 111          | 31    |
| Minneapolis, Minn..... | 102          | 20    |
| New Orleans, La.....   | 102          | 13    |
| New York, N. Y.....    | 99           | 2     |
| Omaha, Neb.....        | 105          | 24    |
| Philadelphia, Pa.....  | 103          | 2     |
| Phoenix, Ariz.....     | 112          | 9     |
| Sacramento, Cal.....   | 100          | 31    |
| St. Louis, Mo.....     | 106          | 21    |
| Springfield, Ill.....  | 107          | 22    |
| Topeka, Kas.....       | 106          | 24    |
| Washington, D. C.....  | 102          | 1     |
| Yuma, Ariz.....        | 114          | 9     |

The greatest mortality from the heat occurred in New York city, where ninety-six persons died from sunstroke July 1 and no fewer than 225 on the following day. Elsewhere the dryness of the air made the excessive heat less fatal.

## NATIONAL LEGISLATION.

Epitome of the work accomplished at the second session of the 56th congress, 1900-1901; Total of appropriations, \$730,338,575.99. (Total for both sessions, \$1,440,489,438.87. This includes the postoffice appropriation bills.)

Reapportionment bill passed increasing the membership of the house from 357 to 386. (Jan. 8; senate agreed Jan. 11.)

Army canteen abolished. Senate vote (Jan. 9), yeas 34, nays 16. House vote (Dec. 6, 1900), yeas 159, nays 51.

River and harbor bill carrying appropriations of \$60,000,000 passed by the house Jan. 16. Killed in senate at close of session.

Army reorganization bill providing for a force of from 60,000 to 100,000 men passed. (House, Dec. 6, 1900; senate, Jan. 13.)

Appropriation of \$5,000,000 in aid of the Louisiana Purchase exposition made. (House, Feb. 18; senate, Feb. 23.)

Army appropriation bill passed with Spooner and Platt amendments providing for the temporary government of the Philippines and defining the future relations of the United States and Cuba. (Senate, Feb. 27; house concurred March 1.)

War revenue law amended exempting many articles from taxation. (Agreed to by both houses Feb. 28. Became a law July 1.)

The ship subsidy bill was debated at length in the senate, but failed to come to a vote.

The failure of Great Britain to ratify the Hay-Pauncefote treaty prevented action on the Nicaragua canal bill.

## COST OF MAINTAINING ROYALTY.

Approximate amounts annually appropriated for the support of European sovereigns and their families:

|               |             |               |             |
|---------------|-------------|---------------|-------------|
| Austria ..... | \$4,600,000 | England ..... | \$3,075,000 |
| Bavaria ..... | 700,000     | Greece .....  | 265,000     |
| Belgium ..... | 660,000     | Holland ..... | 260,000     |
| Denmark ..... | 280,000     | Italy .....   | 3,010,000   |

|               |           |              |           |
|---------------|-----------|--------------|-----------|
| Portugal .... | \$550,000 | Servia ..... | \$240,000 |
| Prussia ..... | 3,900,000 | Spain .....  | 1,600,000 |
| Roumania ..   | 300,000   | Sweden ..... | 884,500   |
| Russia .....  | 6,500,000 | Turkey ..... | 5,000,000 |

NOTE—In addition to the above some of the sovereigns receive incomes from crown lands and other public sources.

Foreign Governments.

Rulers and cabinets of the leading countries, with the latest statistics of their area, population, exports and imports.

GREAT BRITAIN.

GOVERNMENT—King, Edward VII.; heir-apparent, George Frederick, duke of Cornwall and duke of York. Cabinet:

Prime Minister and Lord Privy Seal—The marquis of Salisbury.

Lord President of the Council—Duke of Devonshire.

Lord High Chancellor—The earl of Halsbury.

Secretary of State for Foreign Affairs—The marquis of Lansdowne.

Chancellor of the Duchy of Lancaster—Lord James of Hereford.

First Lord of the Treasury—Arthur J. Balfour, M. P.

Secretary of State for the Home Department—C. T. Ritchie, M. P.

Chancellor of the Exchequer—Sir Michael E. Hicks-Beach, M. P.

Secretary of State for the Colonies—Joseph Chamberlain, M. P.

Secretary of State for War—W. St. J. F. Brodrick, M. P.

Secretary of State for India—Lord George Hamilton, M. P.

First Lord of the Admiralty—The earl of Selborne.

President of the Local Government Board—W. H. Long, M. P.

President of the Board of Trade—Gerald Balfour, M. P.

Lord Lieutenant of Ireland—Earl Cadogan.

Lord Chancellor of Ireland—Lord Ashbourne.

Secretary for Scotland—Lord Balfour of Burleigh.

First Commissioner of Works—A. Akers Douglas, M. P.

President of the Board of Agriculture—R. W. Hanbury, M. P.

Postmaster-General—The marquis of Londonderry.

The British parliament, in which the highest legislative authority is vested, consists of the house of lords and the house of commons. The former in 1900 had 593 members and the latter 670. The sessions usually last from February to August.

AREA AND POPULATION—The total area of England, Scotland, Ireland, Wales, the Isle of Man and the Channel islands is 120,979 square miles; the total for the British empire is 11,288,277 square miles. The total population of the empire in 1900 was 395,152,105. This included the 1901 figures for India. In March, 1901, a new census was taken, but the enumerators had not been able to announce the final and corrected figures for all parts of the empire at the end of the year. Those for the united kingdom, India and some of the colonies are, however, available, and are given herewith in a summarized form. The following table shows the population of the united kingdom in 1901, compared with the census of 1891:

|                | 1901.      | 1891.      |
|----------------|------------|------------|
| England .....  | 30,805,466 | 27,433,490 |
| Wales .....    | 1,720,609  | 1,519,035  |
| Scotland ..... | 4,471,957  | 4,025,647  |
| Ireland .....  | 4,456,546  | 4,704,750  |
| Total .....    | 41,454,578 | 37,732,922 |

The cities of England and Wales having more than 100,000 population each are:

|                           |           |                   |         |
|---------------------------|-----------|-------------------|---------|
| London .....              | 4,536,063 | Cardiff .....     | 164,420 |
| Liverpool .....           | 684,947   | Sunderland .....  | 146,565 |
| Manchester .....          | 543,969   | Oldham .....      | 137,238 |
| Birmingham .....          | 522,182   | Croydon .....     | 133,885 |
| Leeds .....               | 428,953   | Blackburn .....   | 127,527 |
| Sheffield .....           | 380,717   | Brighton .....    | 123,478 |
| Bristol .....             | 328,842   | Whitiseden .....  | 114,815 |
| Bradford .....            | 279,909   | Rhondda .....     | 113,735 |
| Westham .....             | 267,308   | Preston .....     | 112,982 |
| Kingston-upon-Hull .....  | 240,618   | Norwich .....     | 111,728 |
| Nottingham .....          | 239,753   | Birkenhead .....  | 110,926 |
| Salford .....             | 220,956   | Gateshead .....   | 109,887 |
| Newcastle-upon-Tyne ..... | 214,803   | Plymouth .....    | 107,509 |
| Leicester .....           | 211,574   | Derby .....       | 105,785 |
| Portsmouth .....          | 189,160   | Halifax .....     | 104,933 |
| Bolton .....              | 168,205   | Southampton ..... | 104,911 |
|                           |           | Tottenham .....   | 102,519 |

The figures given in the above table for London are for the inner or registration district alone. Including the outer belt of suburban towns, which are within the metropolitan police district, the population of "Greater London" on the 31st of March, 1901, was 6,580,616.

Population of the chief cities of Scotland in 1901:

|                  |         |                   |        |
|------------------|---------|-------------------|--------|
| Glasgow .....    | 760,423 | Kilmarnock .....  | 34,161 |
| Edinburgh .....  | 318,479 | Kirkcaldy .....   | 34,064 |
| Dundee .....     | 160,871 | Perth .....       | 32,872 |
| Aberdeen .....   | 153,108 | Hamilton .....    | 32,775 |
| Paisley .....    | 79,355  | Motherwell .....  | 30,423 |
| Leith .....      | 76,667  | Falkirk .....     | 29,271 |
| Govan .....      | 76,351  | Ayr .....         | 28,624 |
| Greenock .....   | 67,645  | Dunfermline ..... | 25,250 |
| Partick .....    | 54,274  | Aldrie .....      | 22,288 |
| Coatbridge ..... | 36,981  | Wishaw .....      | 20,869 |

The total population of Ireland in 1901 was 4,456,546, against a total of 4,704,750 in 1891, showing a decrease of 248,204, or 5.3 per cent. The decrease in each of the four provinces was: Leinster, 41,297; Munster, 93,568; Ulster, 38,463; Connaught, 69,876.

The enumerators found 3,310,028 Roman catholics, 679,385 episcopalian, 443,494 presbyterians and 61,255 methodists.

Population of the chief cities of Ireland in 1901:

|                   |         |                |        |
|-------------------|---------|----------------|--------|
| Dublin .....      | 379,861 | Drogheda ..... | 12,765 |
| Belfast .....     | 348,965 | Newry .....    | 12,537 |
| Cork .....        | 75,973  | Lurgan .....   | 11,777 |
| Londonderry ..... | 39,873  | Lisburn .....  | 11,459 |
| Limerick .....    | 38,085  | Wexford .....  | 11,154 |
| Waterford .....   | 26,743  | Sligo .....    | 10,862 |
| Galway .....      | 13,414  | Kilkenny ..... | 10,493 |
| Dundalk .....     | 13,067  |                |        |

The Dublin figures are for the metropolitan police district. Belfast and Londonderry have increased in population in the last ten years at the rate of 27.8 and 20.1 per cent respectively. Dublin city shows an increase of 7.6 per cent in the same period.

The total population of India in 1901 was 231,085,132. The latest available figures for other parts of the empire follow:

|                             |            |                             |           |
|-----------------------------|------------|-----------------------------|-----------|
| Aden and Perim .....        | 41,900     | Asiatic protectorates ..... | 1,200,000 |
| African protectorates ..... | 35,000,000 | Bahamas .....               | 54,180    |
|                             |            | Barbados .....              | 191,000   |

|                      |            |                 |           |
|----------------------|------------|-----------------|-----------|
| Bermudas ..          | 16,420     | Mauritius ..    | 399,660   |
| Basutoland ..        | 250,000    | Newfoundland .. | 902,400   |
| Brit. Guiana ..      | 230,510    | land and        |           |
| <b>B r i t i s h</b> |            | Labrador ..     | 210,000   |
| Honduras ..          | 35,230     | New Guinea ..   | 350,000   |
| Cape Colony ..       | 2,265,600  | New Zealand ..  |           |
| Ceylon .....         | 3,447,100  | land .....      | 756,510   |
| Falklands ..         | 1,760      | Orange River    |           |
| Federalory           |            | Colony .....    | 207,500   |
| states .....         | 63,181,000 | Pacific pro-    |           |
| Fiji .....           | 122,670    | tectorates ..   | 30,000    |
| Gambia .....         | 15,000     | Sierre Leone .. | 74,840    |
| Gibraltar ..         | 24,700     | St. Helena ..   | 4,270     |
| Gold Coast ..        | 1,473,900  | Straits Set-    |           |
| Hongkong ..          | 352,500    | tlements ..     | 512,400   |
| Jamaica .....        | 747,550    | Transvaal ..    | 1,094,150 |
| Labuan .....         | 5,860      | Trinidad and    |           |
| Lagos .....          | 85,610     | Tobago .....    | 651,140   |
| Leeward Is. .        | 127,800    | Windward Is     | 157,380   |
| Malta .....          | 131,650    |                 |           |

The population of Canada and of the new Australian commonwealth will be found under the head of those colonies.

**EXPORTS AND IMPORTS**—The total exports of the British empire in 1900 were \$3,289,496,815; of the united kingdom, \$1,937,613,165; total imports of the empire, \$4,045,891,045; of the united kingdom, \$2,815,833,295.

The total exports of the united kingdom to the United States were \$143,365,901; imports, \$631,266,263.

### INDIA.

**GOVERNMENT**—Governor-general, George Nathaniel Curzon. Legislative authority is vested in a council of twenty-one members, five of whom are members of the governor-general's council appointed by the crown. The other sixteen are nominated by the viceroy.

**AREA AND POPULATION**—The total area of India is 1,559,603 square miles. The total population according to the census of March 1, 1901, is 231,085,132, divided among the provinces as follows:

|  |            |                          |            |
|--|------------|--------------------------|------------|
| Ajmer-Marwara ..                       | 476,330    | Central prov-            |            |
| Ajmer .....                            |            | inces .....              | 9,845,328  |
| Marwara ..                             | 476,330    | Coorg .....              | 180,461    |
| Assam .....                            | 6,122,201  | Madras .....             | 38,208,609 |
| Bengal .....                           | 74,713,020 | <b>N o r t h w e s t</b> |            |
| Berar .....                            | 2,752,418  | provinces ..             | 34,812,174 |
| Bombay .....                           |            | Oudh .....               | 12,884,150 |
| presidency ..                          | 18,584,496 | Punjab .....             | 22,449,484 |
| Burma .....                            | 9,221,161  | Baluchistan ..           | 810,811    |
|  |            | Andamans ..              | 24,499     |
| <b>Population of the large cities:</b> |            |                          |            |
| Calcutta .....                         | 1,121,664  | Delhi .....              | 203,385    |
| Bombay .....                           | 770,843    | Benares .....            | 203,095    |
| Madras .....                           | 509,397    | Cawnpore .....           | 197,000    |
| Haidarabad ..                          | 446,291    | Agra .....               | 188,300    |
| Lucknow .....                          | 263,951    | Mandalay .....           | 182,498    |
| Rangoon .....                          | 232,326    | Allahabad ..             | 175,748    |

### DOMINION OF CANADA.

**GOVERNMENT**—The Canadian parliament consists of 81 life senators and a house of commons of 213 members, there being one representative for every 22,688 of population, based upon the census of 1891. A reapportionment based upon the census of 1901 will be made in 1902. The governor-general is Gilbert John Elliot, earl of Minto, appointed in 1898, and the council is made up of the following: Premier, Sir Wilfrid Laurier; secretary of state, R. W. Scott; minister of trade and commerce, R. J. Cartwright; minister of justice, David Mills; marine and fisheries, L. H. Davies; railways and canals, A. G. Blair; militia and defense, E. W. Borden; finance,

W. S. Fielding; postmaster-general, W. Mulock; agriculture, S. A. Fisher; public works, J. I. Tarte; interior, Clifford Sifton; customs, William Paterson; inland revenue, M. C. Bernier. The governor-general gets a salary of \$50,000 a year, the premier \$8,000 and the other ministers \$7,000 each.

**AREA AND POPULATION**—The total area of Canada is 3,653,946 square miles, of which 3,048,711 is land area. According to the fourth census, taken March 31, 1901, the total population is 5,338,883, as against 4,833,239 in 1891. The following table shows the population by provinces or districts in 1901, as compared with the population in 1891:

|                         | 1901.     | 1891.     |
|-------------------------|-----------|-----------|
| Manitoba .....          | 190,000   | 98,173    |
| New Brunswick ..        | 246,464   | 152,506   |
| Nova Scotia .....       | 331,093   | 321,263   |
| Ontario .....           | 459,116   | 450,396   |
| Prince Edward Island .. | 2,167,978 | 2,114,321 |
| Quebec .....            | 103,258   | 109,078   |
| Territories .....       | 1,620,974 | 1,488,535 |
| British Columbia ..     | 220,000   | 98,967    |

### Population of the principal cities in 1901:

|                 |         |                   |        |
|-----------------|---------|-------------------|--------|
| Montreal .....  | 266,826 | Kingston .....    | 18,043 |
| Toronto .....   | 207,971 | Brantford .....   | 16,631 |
| Quebec .....    | 68,834  | Hull .....        | 13,988 |
| Ottawa .....    | 59,902  | Calgary .....     | 12,142 |
| Hamilton .....  | 52,550  | Charlottetown ..  | 12,080 |
| Winnipeg .....  | 42,336  | Sherbrooke .....  | 11,765 |
| Halifax .....   | 40,787  | Valleyfield ..... | 11,055 |
| St. John .....  | 40,711  | Sydney .....      | 9,908  |
| London .....    | 37,983  | Moncton .....     | 9,226  |
| Vancouver ..... | 26,196  | Brandon .....     | 5,738  |
| Victoria .....  | 20,821  |                   |        |

**GENERAL STATISTICS**—The total value of the imports for the year ended June 30, 1900, was \$189,622,513; exports, \$191,894,723. Net public debt, \$265,493,807. Revenue, \$51,029,994; expenditure, \$42,975,280. Tonnage of shipping entered, 7,262,721; cleared, 6,912,400. Government expenditure on railways, \$4,068,348; on canals, \$2,772,092; other public works, \$1,689,548. Paid-up capital of chartered banks, \$64,735,145; assets, \$440,348,102; liabilities, \$340,295,278. Number of post-office savings banks, 847; depositors, 150,987; savings, \$37,507,456.

### COMMONWEALTH OF AUSTRALIA.

July 9, 1900, the British parliament passed an act empowering the six provinces of Australia to form a federal union, and Jan. 1, 1901, the new commonwealth was proclaimed at Sydney, N. S. W. Its first parliament was opened May 9, 1901, by the duke of York, heir-apparent to the British throne, acting for his father, King Edward VII.

**GOVERNMENT**—The federal parliament is made up of a senate of thirty-six members, six from each original state, and a house of representatives of seventy-five members, apportioned as follows: New South Wales, 26; Victoria, 23; Queensland, 9; South Australia, 7; Western Australia, 5; Tasmania, 5. The king is represented by the governor-general. He and the council of seven ministers exercise the executive power. The governor-general is paid a salary of \$50,000 a year. The present governor-general is John Adrian Louis Hope, earl of Hopetoun. The ministers are: E. Barton, external affairs and prime minister; A. Deakin, attorney-general; Sir W. J. Lyne, home affairs; Sir George Turner, treasurer; C. C. Kingston, trade and commerce; Sir John Forrest, defense; J. G. Drake, postmaster-general.

**AREA AND POPULATION**—The commonwealth has a total area of 2,972,573 square

miles, divided among the states as follows: New South Wales, 310,367; Victoria, 87,884; Queensland, 668,497; South Australia, 903,690; Western Australia, 975,920; Tasmania, 26,215.

The total population of the commonwealth as enumerated March 31, 1901, was 3,777,212, divided among the states as follows:

|                        |           |
|------------------------|-----------|
| New South Wales.....   | 1,362,232 |
| Victoria .....         | 1,195,874 |
| Queensland .....       | 602,892   |
| South Australia.....   | 362,595   |
| Western Australia..... | 182,553   |

**AUSTRIA-HUNGARY.**

**GOVERNMENT**—Emperor of Austria and king of Hungary, Francis Joseph I.; heir-presumptive, Archduke Francis Ferdinand. Cabinet of Austria:

Premier—Ernest von Koerber.  
 Home Defense—Count Zeno Welsersheimb.  
 Railways—Henry von Wittek.  
 Finance—Eugen Bohm von Bawerk.  
 Justice—Baron Alois Spens-Booden.  
 Religion and Education—Wilhelm von Hartel.  
 Commerce—Baron Call von Rosenburg und Kulmbach.  
 Minister for Bohemia (without portfolio)—Dr. Anton Rezek.  
 Minister for Galicia (without portfolio)—Dr. Leonard Pietak.

Agriculture—Baron Karl Giovanelli.  
**Cabinet of Hungary:**  
 Premier—Coloman von Szell.  
 Home Defense—Baron Geza Tschervary.  
 Finance—Ladislaus von Lukacs.  
 Religion and Education—Dr. Julius von Wlassics.  
 Agriculture—Dr. Ignacius von Daranyi.  
 Justice—Dr. Alexander Plosz.  
 Commerce—Dr. Alexander von Hegedus.  
 For Croatia (without portfolio)—Ervin von Cheb.  
 Minister to the Court—Count Julius Szechenyi.  
 Ministers for both Austria and Hungary are:

Foreign Affairs—Count Agenor Goluchowski.  
 War—Baron Edmund Kriehammer.  
 Finance—Benjamin von Kallay.

Austria and Hungary have separate parliaments for ordinary legislation, but where

Tasmania ..... 171,066

Total ..... 3,777,212

The population of Melbourne in 1901 was 494,129; Sydney (1899), 433,300; Adelaide (1899), 149,672, and Wellington (1899), 47,862.

**EXPORTS AND IMPORTS, ETC.**—The total exports of the states now in the commonwealth in 1900 were \$385,331,400; total imports, \$317,852,000. The whole of British Australasia in 1901 exported merchandise valued at \$4,645,950 to the United States, and imported merchandise worth \$30,713,345.

united action is necessary, as in voting money for purposes common to both countries, power is vested in two delegations each of sixty members chosen from the upper and lower houses of each nation.

**AREA AND POPULATION**—Area of Austria, 115,903 square miles; of Hungary, 125,039 square miles. The population of Austria in 1901 was 26,107,304, as compared with 23,895,413 in 1891, showing an increase of 9.3 per cent. The population of Hungary in 1901 was 19,203,531, as against 17,463,791 in 1891, the rate of increase being 9.9. Total population for both countries in 1901 was 45,310,835. Largest cities of Austria:

|               |           |               |         |
|---------------|-----------|---------------|---------|
| Vienna .....  | 1,662,269 | Brunn .....   | 108,944 |
| Prague .....  | 204,478   | Cracow .....  | 91,310  |
| Trieste ..... | 178,672   | Czernowitz .. | 69,619  |
| Lemberg ..... | 159,618   | Pilsen .....  | 68,292  |
| Gratz .....   | 138,370   |               |         |

Largest cities of Hungary:

|                |         |                |        |
|----------------|---------|----------------|--------|
| Budapest ..... | 733,358 | Porsony .....  | 61,861 |
| Szeged .....   | 100,552 | Zagrab .....   | 57,930 |
| Szabadka ..... | 72,588  | Keeskemet ..   | 56,951 |
| Hodmezo .....  |         | Arad .....     | 53,800 |
| Vasarhely ...  | 60,789  | Temesvar ..... | 49,977 |

**IMPORTS AND EXPORTS**—The approximate value of the imports into the Austro-Hungarian customs territory in 1899 was \$395,150,000; exports, \$464,200,000. Chief imports are cotton, coal, wool, maize, tobacco, coffee and wines; principal exports, lumber and wood manufactures, sugar, eggs, barley, lignite, malt, leather, gloves and shoes. Imports from the United States in 1901, \$7,222,650; exports to United States, \$10,067,175.

**BELGIUM.**

**GOVERNMENT**—King, Leopold II.; heir, Philippe, count of Flanders. Cabinet: Premier and Minister of Finance and Public Works—Count de Smet de Naeyer.

War—A. Coucbeant d'Alkemede.  
 Foreign Affairs—P. de Favereau.  
 Interior and Instruction—J. de Trooz.  
 Railways, Posts and Telegraphs—J. Liebaert.

Justice—J. Van den Heuvel.  
 Agriculture—Baron Van der Bruggen.  
 Industry and Labor—Baron A. Surmont de Volsberghe.

**AREA AND POPULATION**—Total area, 11,373

square miles. Total population Dec. 31, 1899, 6,744,532. Population of the largest

|                          |         |             |         |
|--------------------------|---------|-------------|---------|
| cities:                  |         |             |         |
| Antwerp .....            | 285,600 | Ghent ..... | 164,000 |
| Brussels (capital) ..... | 211,429 | Liege ..... | 172,000 |

**IMPORTS AND EXPORTS**—The imports in 1899 amounted to \$655,809,541 and the exports to \$603,976,536. The trade with the United States in 1901 was: Imports, \$23,390,259; exports, \$14,600,360. Chief imports are cereals, textiles and metal goods; chief exports, cereals, raw textiles, tissues, iron, glass, hides, chemicals and machinery.

**BULGARIA.**

**GOVERNMENT**—Prince, Ferdinand, duke of Saxony. Legislation is enacted by the "so-branje," a single chamber of 157 members elected for five years. Bulgaria is an autonomous principality under the suzerainty of Turkey.

**AREA AND POPULATION**—Area, 24,330

square miles. Population (1893), 3,310,713; population of Sofia, the capital, 46,593.

**EXPORTS AND IMPORTS**—Exports in 1898, \$13,307,401; imports, \$14,546,050. Exports to the United States, \$61,266; imports from the United States, \$79,400. The exports are mainly cereals and the imports textiles.

## DENMARK.

GOVERNMENT—King, Christian IX.; heir-apparent, Prince Frederick. Cabinet: Premier and Minister of Foreign Affairs—Dr. Deuntzer.  
Finance—Alfred Hage.  
Home Affairs—Enevold Sorenson.  
War—Col. V. H. O. Madsen.  
Marine—Vice-Admiral Johnke.  
Agriculture—Ole Hansen.  
Justice—Mr. Alberti.  
Instruction—J. C. Christensen.  
Public Works—V. Horup.  
Legislative authority is vested in the landsting and folkething. The former, which is the upper house, has 66 members, twelve of whom are appointed for life, the

remainder being elected for terms of eight years. The folkething, or lower house, has 114 members, each elected for three years.  
AREA AND POPULATION—Denmark's area is 15,239 square miles, and total population in 1901, 2,447,441. Copenhagen, the capital, has a population of 450,000.  
IMPORTS AND EXPORTS—Total exports in 1899, \$100,243,500; imports, \$135,322,000. Imports from the United States in 1899, \$16,605,828; exports to the United States, \$280,198. The imports from the United States in 1901 were \$16,178,613; exports, \$645,098. Leading articles of export are butter, pork, eggs and lard; of import, textiles, cereals, wood, iron manufactures and coal.

## FRANCE.

GOVERNMENT—President, Emil Loubet; term expires 1906. Ministry: Premier and Minister of the Interior—Waldeck-Rousseau.  
Minister of Foreign Affairs—Theophile Delcasse.  
Agriculture—Jean Dupuy.  
Colonies—Albert Decrais.  
Commerce, Industries, Posts and Telegraphs—Alexandre Millerand.  
Finance—Joseph Caillaux.  
War—Gen. Andre.  
Public Instruction and Fine Arts—Georges Leygues.  
Justice—Ernest Monis.  
Marine—J. L. de Lanessan.  
Public Works—Pierre Baudin.  
Legislative authority is vested in the chamber of deputies and the senate. The former has 534 members, each of whom is elected for four years. The senate has 300

members elected for nine years. The presidential term is seven years.  
AREA AND POPULATION—France has a total area of 204,092 square miles. The area of the French colonies and dependencies throughout the world is 4,367,746 square miles. Total population 1901, 33,641,333. Population of the principal cities in 1896:  
Paris ..... 2,536,834, Toulouse ..... 149,963  
Lyons ..... 466,023 St. Etienne.. 136,030  
Marseilles ... 442,239 Roubaix ..... 124,661  
Bordeaux .... 256,906 Nantes ..... 123,902  
Lille ..... 216,276 Havre ..... 119,470  
IMPORTS AND EXPORTS—The total imports in 1899 amounted to \$903,600,000; exports, \$830,600,000. Exports to the United States in 1901, \$75,454,093; imports from, \$73,923,914. The chief exports are textiles, wine, raw silk, wool, small ware and leather; imports, wine, raw wool, raw silk, timber and wood, leather, skins and linen.

## GERMANY.

GOVERNMENT—Emperor and King of Prussia, William II.; heir-apparent, Prince Frederick William. Cabinet officers: Imperial Chancellor—Count Bernhard von Bulow.  
Foreign Affairs—Dr. Freiherr von Richthofen.  
Interior—Dr. Count von Posadowsky-Wehner.  
Navy—Herr von Tirpitz.  
Justice—Dr. Nieberding.  
Treasury—Freiherr von Thielmann.  
Postal Affairs—Dr. Kraetke.  
(There is no minister of war for the whole empire. Each state has its own war minister. The emperor himself has the supreme control of military affairs.)

Legislative authority is vested in a bundsrath, or senate, of 53 members, and a reichsrath, or house, of 397 members. The latter are elected for five-year terms and the senators are appointed from the states for each session.

AREA AND POPULATION—The area of the states in the empire is 203,330 square miles; area of dependencies about 1,027,120 square miles; grand total, 1,135,950 square miles.

The last federal census was taken Dec. 1, 1900. According to this the population of the empire was 56,345,014, showing an increase in ten years of 4,065,113. The estimated population of the foreign dependencies is 14,637,000. State population in 1900:

|                 |       |           |
|-----------------|-------|-----------|
| Alsace-Lorraine | ..... | 1,717,451 |
| Anhalt          | ..... | 316,027   |
| Baden           | ..... | 1,866,584 |

|               |       |            |              |            |
|---------------|-------|------------|--------------|------------|
| Bavaria       | ....  | 6,175,153  | Saxe-Coburg- |            |
| Bremen        | ....  | 224,697    | Gotha        | .....      |
| Brunswick     | ..    | 464,251    | Saxe-Meinin- | 229,567    |
| Hamburg       | ..    | 768,349    | gen          | .....      |
| Hesse         | ..... | 1,120,426  | Saxe-Weimar  | 250,683    |
| Lippe         | ..... | 139,233    | gen          | .....      |
| Lubeck        | ....  | 96,775     | Saxe-Weimar  | 362,018    |
| Mecklenburg-  |       |            | Saxony       | .....      |
| Schwerin      | ..    | 607,835    | Schaumburg-  | 4,199,758  |
| Mecklenburg-  |       |            | Lippe        | .....      |
| Strelitz      | ..    | 102,623    | Schwarzburg- | 43,132     |
| Oldenburg     | ..    | 398,499    | Rud.         | .....      |
| Prussia       | ....  | 34,463,377 | Schwarzburg- | 92,657     |
| Reuss (Elder) | ..    | 63,287     | Sond.        | .....      |
| Reuss (Jr.)   | ..    | 138,993    | Waldeck      | .....      |
| Saxe-Alt-     |       |            | Wurttemberg  | 2,165,765  |
| burg          | ..... | 194,273    |              |            |
|               |       |            | Total        | .....      |
|               |       |            |              | 56,345,014 |

German cities having more than 150,000 inhabitants in 1900 included the following:

|               |       |           |               |         |         |
|---------------|-------|-----------|---------------|---------|---------|
| Berlin        | ..... | 1,888,326 | Dusseldorf    | .....   | 213,767 |
| Hamburg       | ..... | 705,738   | Chemnitz      | ..      | 206,584 |
| Munich        | ..... | 499,359   | Charlotten-   |         |         |
| Leipzig       | ..... | 455,089   | burg          | .....   |         |
| Breslau       | ..... | 422,738   | Konigsberg    | .....   |         |
| Dresden       | ..... | 395,349   | Stuttgart     | .....   |         |
| Cologne       | ..... | 372,229   | Bremen        | .....   |         |
| Frankfurt-on- |       |           | Altona        | .....   |         |
| Main          | ..... | 288,489   | Elberfeld     | .....   |         |
| Nuremberg     | ..    | 261,022   | Halle-on-Saal | .....   |         |
| Hanover       | ..... | 235,666   | Strasbourg    | ..      |         |
| Magdeburg     | ..    | 229,663   |               | 350,268 |         |

EXPORTS AND IMPORTS—Total exports (1899), \$1,092,102,250; total imports, \$1,445,907,000. For the six months ended in June,



1901, the exports were \$526,991,000; imports, \$669,562,000.

During the fiscal year ended June 30, 1901, Germany exported \$100,293,666 worth of merchandise to the United States and imported merchandise valued at \$191,072,252.

**NEW TARIFF**—A new tariff law is to go into effect Jan. 1, 1904. Its provisions may be modified to some extent in the meantime, but the rates fixed on the following articles, some of which are imported in large quantities from the United States, will probably stand. The rate is per 100 kilograms, or 220.46 pounds:

| Old New       |               | Old New        |               |
|---------------|---------------|----------------|---------------|
| Articles.     | rate. rate.   | Articles.      | rate. rate.   |
| Wheat .....   | \$1.19 \$1.54 | Oatmeal .....  | \$2.50 \$3.80 |
| Rye .....     | 1.19 1.42     | Dried fr'ts. . | .95 1.90      |
| Oats .....    | .67 1.42      | Sausages ..    | 4.76 9.52     |
| Barley .....  | .47 .95       | Pork .....     | 4.76 7.14     |
| Barley malt . | .95 1.49      | Other meat     | 4.76 8.33     |
| Corn .....    | .47 .95       | Hogs .....     | 1.19 2.38     |
| Flour .....   | 2.50 3.21     | Loco'tives .   | 1.90 2.61     |

SOVEREIGNS OF STATES.

Prussia—King, William II.  
Anhalt—Duke, Frederick.

Baden—Grand duke, Frederick I.  
Bavaria—King, Otto; prince regent, Leopold.  
Brunswick—Regent, Prince Albert.  
Hesse—Grand duke, Ernst Ludwig.  
Lippe—Prince, Charles Alexander.  
Mecklenburg—Schwerin—Grand duke, Friedrich Franz IV.  
Mecklenburg-Strelitz—Grand duke, Frederick William I.  
Oldenburg—Grand duke, Frederick August.  
Reuss, Elder Branch—Prince, Henry XXII.  
Reuss, Younger Branch—Prince, Henry XIV.  
Saxe-Altenburg—Duke, Ernst.  
Saxe-Coburg and Gotha—Duke, Charles Edward; regent, Prince Ernest of Hohenlohe-Langenburg.  
Saxe-Meiningen—Duke, George II.  
Saxe-Weimar—Grand duke, William Ernest.  
Saxony—King, Albert.  
Schaumburg-Lippe—Prince, George.  
Schwarzburg-Rudolstadt—Prince, Gunther.  
Schwarzburg-Sonderhausen—Prince, Chas. Gunther.  
Waldeck—Prince, Frederick.  
Wurttemberg—King, William II.

GREECE.

**GOVERNMENT**—King, George I.; heir-apparent, Prince Constantine, duke of Sparta.  
**Cabinet:**

President of the Council and Minister of Foreign Affairs—M. Zaimis.  
Finance—M. Negris.  
Interior—Trianda-Fyllakos.  
Worship and Instruction—M. Monferrato.  
War—Col. Korpas.  
Marine—Capt. Topalis.  
Justice—M. Zaimis.  
Legislative authority is vested in one chamber, the "boule," consisting of 207

members, each of whom is elected for four years.

**AREA AND POPULATION**—Total area, 25,014 square miles. Population in 1896, 2,433,806. Athens then had 111,486 inhabitants; Piræus, 42,169, and Patras, 37,958.

**EXPORTS AND IMPORTS**—The total exports in 1898 amounted in value to \$17,644,320; imports, \$16,341,725. Exports to the United States in 1901, \$1,124,775; imports from the United States, \$291,538. The leading exports are currants, ores, olive oil and figs; imports, foodstuffs, textiles, coal and timber.

ITALY.

**GOVERNMENT**—King, Victor Emmanuele III.; heir to the crown in default of male issue to the king, Princess Yolanda, born June 1, 1901. **Cabinet:**

President of the Council of Ministers—Giuseppe Zanardelli.  
Foreign Affairs—Giulio Prinetti.  
Interior—Giovanni Giolitti.  
Treasury—Ernesto di Broglio.  
Finance—Paolo Carcano.  
Grace, Justice and Public Worship—Francesco Cocco Ortu.  
War—Gen. Count Ponza di San Martino.  
Marine—Admiral Morin.  
Public Instruction—Nunzio Nasi.  
Public Works—Count Girolamo Giusso.  
Agriculture, Industry and Trade—Guido Baccelli.  
Posts and Telegraphs—Tancredi Galimberti.  
Legislative authority is vested in the chamber of deputies and the senate. Members of the latter body are nominated by the king and are not limited to any fixed

number. The total in 1901 was 372. The chamber of deputies in the same year contained 508 members.

**AREA AND POPULATION**—The area of Italy is 110,646 square miles. According to the census of Feb. 9, 1901, the total population is 32,449,754. Population of the principal cities:

|               |         |                |         |
|---------------|---------|----------------|---------|
| Rome .....    | 462,783 | Genoa .....    | 234,718 |
| Naples .....  | 506,596 | Florence ..... | 205,580 |
| Milan .....   | 491,460 | Bologna .....  | 152,009 |
| Turin .....   | 335,886 | Venice .....   | 151,840 |
| Palermo ..... | 310,352 | Messina .....  | 149,810 |

**IMPORTS AND EXPORTS**—The value of merchandise exported in 1899 was \$287,483,279; imported, \$301,312,237. The total value of the exports to the United States in 1901 was \$24,618,157; imports from the United States, \$34,468,939. Chief imports are coal, cotton, grain, silk, wool, timber, machinery, sugar and oil; chief exports, silk, wine, oil, coral, sulphur, hemp and flax.

NORWAY.

**GOVERNMENT**—King, Oscar II. Council of state at Christiania;  
Minister of State—J. W. C. Steen.  
Justice—Ole A. Quam.  
Agriculture—W. Konnow.  
Public Works—J. G. Lovland.  
Finance—S. T. Arstad.

Interior—J. W. C. Steen (minister of state).  
Instruction—V. A. Welxson.  
Councilors at Stockholm—Otto A. Blehr, Elias Sunde and Capt. Christian Sparre.  
Legislative authority is vested in the storting, consisting of 114 members. There

are two houses, the *odelsting* and the *lagthing*. The former is made up of three-fourths of the members of the *storting* and the latter of one-fourth.

**AREA AND POPULATION**—The total area of Norway is 124,445. Total population in December, 1900, 2,231,395. Christiania then had a population of 225,686 and Bergen 72,179.

### PORTUGAL.

**GOVERNMENT**—King, Carlos I.; heir-apparent, Louis Philippe. Cabinet:

Premier and Minister of the Interior—E. R. H. Ribeiro.

Finance—A. Andrade.

Foreign Affairs—J. M. Arroyo.

War—L. A. Pinto.

Marine and Colonies—A. T. de Sousa.

Commerce—J. J. P. dos Santos.

Legislative authority is vested in the *cortes*, which consists of a house of peers and a house of commons, the former having 155 members and the latter 145.

**AREA AND POPULATION**—Total area, including Azores and Madeira, 36,033 square miles.

**IMPORTS AND EXPORTS**—The value of the imports in 1899 was approximately \$77,871,000; exports, \$39,836,000. Exports to the United States, \$93,000; imports from, \$1,082,000. The chief exports are timber and wood manufactures, malty food, paper and minerals; imports, breadstuffs, groceries, yarn, textiles, vessels and machinery.

Area of possessions in Africa and Asia, 801,060 square miles. The population of the home country with the Azores and Madeira in 1890 was 5,049,729; of the colonies in Africa and Asia, 9,216,707. In the same year Lisbon had a population of 301,260 and Oporto 133,860.

**EXPORTS AND IMPORTS**—Total imports in 1899, \$55,644,713; total exports, \$32,456,403. Imports from the United States in 1901, \$5,294,240; exports to the United States, \$3,370,430. The chief imports are foodstuffs, cotton, sugar, fish, wool, leather, coal and coffee; chief exports, wine, sardines, copper ore, olives and figs.

### ROUMANIA.

**GOVERNMENT**—King, Carol I.; heir-apparent, Ferdinand, prince of Roumania. Legislative authority is vested in a senate of 120 members and a chamber of deputies of 183 members elected for four years.

**AREA AND POPULATION**—The total area is 48,307 square miles. The population in 1899 was 5,912,520. Population of the principal towns in December, 1899: Bucharest, 232,-

071; Jassy, 78,067; Galatz, 62,673; Braila, 58,392.

**EXPORTS AND IMPORTS**—The value of the exports in 1899 was \$19,823,931; of the imports, \$66,653,387. The chief exports are cereals and the leading imports are textiles. The trade of Roumania with the United States is insignificant, the exports amounting to less than \$1,000 a year and the imports to about \$350,000.

### RUSSIA.

**GOVERNMENT**—Czar, Nicholas II.; heir-presumptive, Grand Duke Michael. Cabinet:

Foreign Affairs—Count V. N. Lamsdorf.

Interior—D. S. Sipyaghin.

War—A. N. Kuropatkin.

Navy—P. P. Tyrtoff.

Finance—S. S. Witte.

Agriculture—A. S. Ermoloff.

Public Instruction—P. S. Vannovsky.

Justice—N. V. Muravieff.

Minister to the Court—Baron V. B. Fredricks.

Legislative authority is vested in the czar and his cabinet.

**AREA AND POPULATION**—Area, 8,660,395 square miles. Total population in 1897,

123,932,173; estimated in 1901, 135,000,000. Population of the principal cities:

|                |             |         |          |         |         |
|----------------|-------------|---------|----------|---------|---------|
| St. Petersburg | g.1,267,023 | Riga    | .....    | 256,197 |         |
| Moscow         | .....       | 938,614 | Kieff    | .....   | 247,432 |
| Warsaw         | .....       | 638,209 | Kharkoff | .....   | 174,846 |
| Odessa         | .....       | 405,041 | Vilna    | .....   | 159,568 |
| Lodz           | .....       | 315,209 |          |         |         |

**IMPORTS AND EXPORTS**—The total value of the imports in 1899 was \$321,389,000; of the exports, \$313,237,000. The exports to the United States in 1901 amounted in value to \$7,030,892; imports from the United States, \$8,084,228. The chief exports are foodstuffs, timber, oil, furs and flax; imports, raw cotton, wool, metals, leather, hides, skins and machinery.

### SERVIA.

**GOVERNMENT**—King, Alexander I. Legislative authority is vested in a single chamber called "*skupshchina*" of 198 members.

**AREA AND POPULATION**—Area, 18,455 square miles; population Jan. 1, 1900, 2,452,372. The capital, Belgrade, has 61,147 inhabitants.

**EXPORTS AND IMPORTS**—Total value of exports in 1899, \$13,148,800; imports, \$9,285,800. Exports to the United States, \$215,600; imports from the United States, nominal. The exports are mainly agricultural products and animals and the imports cotton and woolen goods and metals.

### SPAIN.

**GOVERNMENT**—King, Alfonso XIII.; queen regent, Maria Cristina. Cabinet:

President of the Council of Ministers and Premier—Don Praxedes Mateo Sagasta.

Foreign Affairs—Duke de Almodovar.

War—Gen. Weyler.

Marine—Duke de Veragua.

Finance—Don Angel Urzaiiz.

Public Works—Don Miguel Villanueva.

Public Instruction—Count de Romanones.

Justice—Marquess de Teverga.

Interior—Don Alfonso Gonzales.

President of the Cortes—Don S. Morety Prendergast.

President of the Senate—Don M. Montero Rios.

Primate of Spain and Archbishop of Toledo—Cardinal Sancha.

**AREA AND POPULATION**—Total area, 197,670 square miles. Total population of Spain, census of 1897, 13,226,040. Population of the large cities:

|                 |         |                  |        |
|-----------------|---------|------------------|--------|
| Madrid .....    | 510,616 | Saragossa .....  | 98,188 |
| Barcelona ..... | 504,396 | Bilbao .....     | 74,076 |
| Seville .....   | 146,205 | Valladolid ..... | 68,746 |
| Malaga .....    | 125,579 | Salamanca .....  | 24,156 |
| Murcia .....    | 108,476 | Toledo .....     | 23,465 |

**IMPORTS AND EXPORTS**—The exports of Spain in 1899 amounted to a total of \$183,780,000; imports, \$144,680,000. Total exports to the United States in 1901, \$5,409,301; imports, \$15,484,738. Chief exports are wine, sugar, timber, animals, glassware and pottery; leading imports, cotton and cotton manufactures, machinery, drugs and chemical products.

**SWEDEN.**

**GOVERNMENT**—King, Oscar II.; heir-apparent, Prince Gustaf. Oscar is also king of the allied nation, Norway, but resides in Stockholm. The crown prince spends part of each year at the royal palace in Christiania. Cabinet:

Minister of State—Fredrik Vilh. von Otter.  
Foreign Affairs—Carl Herman Theodore Alfred Lagerheim.

Justice—Per Samuel Ludvig Annerstedt.  
Interior—Julius Edvard von Krusenstjerna.

Education—Nils Ludvig Alfred Claeson.  
Interior—Julius Edvard von Krusenstjerna.

War—Jesper Ingevald Krusebjorn.  
Agriculture—Albrecht Theodore Odelberg.  
Ministers Without Portfolios—Karl Sigfrid Husberg and Knut Hjalmar Leonard Hammarakiold.

Ministry of Norway—J. W. C. Steen, minister of state and chief of the department of the interior (Christiania); O. A. Blehr, minister of state at Stockholm.

Legislative authority is vested in a parliament of two chambers, the first of which has a membership of 150 and the second 230. Members of the upper house are elected for nine years and those of the lower for three years.

**AREA AND POPULATION**—The total area of Sweden is 172,876 square miles. The population Dec. 31, 1899, was 5,097,402. The population of the principal cities at the same time was: Stockholm, 302,462; Gothenburg, 126,849; Malmo, 59,714; Norrkoping, 40,472; Gelfe, 28,308.

**IMPORTS AND EXPORTS**—The total exports in 1899 were valued at \$41,440,620; imports, \$0,726,100. Exports to the United States in 1898, \$23,660; imports, \$1,703,020. The combined exports of Sweden and Norway to the United States in 1901 were \$3,487,639; imports, \$11,844,152. The leading articles of export are timber and machinery; of import, textile goods and foodstuffs.

**SWITZERLAND.**

**GOVERNMENT**—President of federal council, Ernest Brenner.

Vice-President—Joseph Zemp.  
Interior—M. Ruchet.  
Agriculture and Commerce—M. Deucher.  
Military—M. Muller.  
Finances—M. Hauser.

The president is at the head of the political, or foreign affairs, department, and the vice-president is at the head of the postoffice and railway department.

Legislative authority is vested in a state and a national council, the former having 44 and the latter 147 members. Together they form the bundesversammlung or national assembly. The chief executive au-

thority is vested in the bundesrath or federal council.

**AREA AND POPULATION**—Total area, 15,976 square miles. The population, according to the census of Jan. 1, 1901, was 3,327,207. Population of the largest cities:

|              |         |                |        |
|--------------|---------|----------------|--------|
| Zurich ..... | 159,000 | Bern .....     | 65,200 |
| Bale .....   | 114,000 | Lausanne ..... | 47,500 |
| Geneva ..... | 96,700  | Lucerne .....  | 23,600 |

**EXPORTS AND IMPORTS**—Total exports in 1899, \$173,133,377; imports, 257,323,285. Exports to the United States in 1901, \$15,799,400; imports, \$392,958. The articles chiefly exported are cottons, silks, clocks and watches; imported, foodstuffs, silk, minerals and metals, clothing and animals.

**THE NETHERLANDS.**

**GOVERNMENT**—Queen, Wilhelmina; prince consort, Henry of Mecklenburg-Schwerin. Cabinet:

Prime Minister and Home Secretary—Dr. A. Kuyper.

Foreign Affairs—Melvill, Baron van Lynden.  
Public Works, Commerce and Industry—De Marez Oyens.

War—Gen. Bergansius.  
Navy—Vice-Admiral Kruys.

Justice—D. C. Loef.  
Finance—Harte van Tecklenburg.  
Colonies—Van Asch van Wijck.

Legislative authority is vested in the states-general, composed of two chambers, the first having 50 members and the second 100. The latter are elected directly and the former by the provincial states.

**AREA AND POPULATION**—The area of Holland, or the Netherlands, is 12,648 square miles. The total population Dec. 31, 1899, was 5,103,924. That of the chief cities was:

|                |         |               |         |
|----------------|---------|---------------|---------|
| Amsterdam ...  | 523,557 | Utrecht ..... | 102,040 |
| Rotterdam ...  | 319,866 | Haarlem ..... | 64,836  |
| The Hague      |         | Leyden .....  | 53,640  |
| (capital) .... | 205,328 |               |         |

**IMPORTS AND EXPORTS**—In 1898 Holland imported \$718,000,000 worth of merchandise and exported \$606,400,000. In 1901 the exports to the United States amounted to \$30,596,272 and the imports from the same country to \$84,352,470. Chief imports are iron and steel and their manufactures, textiles, coal, cereals and flour; exports, butter, sugar and cheese.

**TURKEY.**

**GOVERNMENT**—Sultan, Abdul Hamid II.; heir-apparent, Mehmed Reshad Effendi. Cabinet:

Grand Vizier—Said Pasha.

Sheik-ul-Islam—Jemaludin Effendi.  
Minister of the Interior—Memduh Pasha.  
Foreign Affairs—Tewfik Pasha.

War—Riza Pasha.

Marine—Hassan Pasha.  
Finance—Reshad Bey.  
Justice—Abdurrahman Pasha.  
President Council of State—Said Pasha.  
The sultan, through the grand vizier and the head of the church, exercises legislative and executive authority.

**AREA AND POPULATION**—The area of that part of Turkey under the direct control of the sultan is 1,115,046 square miles; of the whole empire including tributary and subject states 1,579,982 square miles. The total population of all parts of the empire is

#### AFGHANISTAN.

Ameer, Habibullah Khan; population, about 4,000,000; area, 215,400 square miles. No statistics as to the imports and exports of Afghanistan are available. The chief productions are preserved fruits, spices, wool, silk, cattle and tobacco.

#### BOKHARA.

Ameer, Sayid Abdul Ahad; heir, Sayid Mir Alim Khan. The area of Bokhara is about 92,000 square miles and the population 2,500,000. The products are corn, tobacco, fruit, silk and hemp. Since 1873 Bokhara has been a dependency of Russia.

#### CHINA.

(See also "Events of 1901 in China.")

**GOVERNMENT**—Emperor, Kwangsu; dowager empress, Tsu-Hsi; agent of the government in dealing with foreign powers, Prince Ching. Board of governmental reform—Prince Kung, Prince Ching, Yung Lu, Lu Chuan Lin and Wang Wen Shao, with Vice-roy Liu Kun Yi and Chang Chin Tung as advisors.

**AREA AND POPULATION**—Total area of China, with dependencies, 4,234,910 square miles; estimated population, 399,650,000. The following table, prepared by the bureau of statistics in Washington, shows the area and population of the provinces of China as compared with the various sections of the United States:

|                           | <i>Sq. miles.</i> | <i>Population.</i> |
|---------------------------|-------------------|--------------------|
| Hupeh .....               | 70,450            | 33,365,005         |
| Ohio and Indiana.....     | 76,670            | 6,674,007          |
| Honan .....               | 65,104            | 22,115,827         |
| Missouri .....            | 68,735            | 3,106,655          |
| Chehkiang .....           | 39,150            | 11,588,692         |
| Kentucky .....            | 40,000            | 2,147,174          |
| Kiangsi .....             | 72,176            | 24,534,118         |
| Kentucky and Tennessee.   | 81,750            | 6,167,790          |
| Kwetchow .....            | 64,554            | 7,669,181          |
| Virginia and W. Virginia. | 64,770            | 2,812,934          |
| Yunnan .....              | 107,969           | 11,721,576         |
| Michigan and Wisconsin.   | 111,880           | 4,490,024          |
| Fuhkien .....             | 38,480            | 23,000,000         |
| Ohio .....                | 40,760            | 4,157,545          |
| Chih .....                | 58,949            | 17,937,000         |
| Georgia .....             | 53,980            | 2,216,331          |
| Shantung .....            | 65,104            | 36,248,000         |
| New England.....          | 61,975            | 5,592,017          |
| Shansi .....              | 56,268            | 12,211,453         |
| Illinois .....            | 56,000            | 4,821,550          |
| Shensi .....              | 67,400            | 8,432,193          |
| Nebraska .....            | 76,840            | 1,066,300          |

39,909,913, of whom 24,931,600 are in Turkey proper. Constantinople has about 1,125,000 inhabitants.

**EXPORTS AND IMPORTS**—The total exports in 1898 amounted in value to \$61,875,000 and the imports to \$108,315,000. The exports to the United States in 1901 amounted to \$7,284,635 in value and the imports to only \$487,120. The principal articles imported are cloth and clothing, sugar, coffee, flour, rice and manufactures of iron; exports, grapes, silk, grain, cocoon, wool, cotton, carpets, hides and skins.

#### ASIA.

|                           | <i>Sq. miles.</i> | <i>Population.</i> |
|---------------------------|-------------------|--------------------|
| Kansuh .....              | 125,450           | 9,285,377          |
| California .....          | 155,980           | 1,485,053          |
| Szechuan .....            | 166,300           | 67,712,897         |
| Ohio, Indiana, Ill., Ken. | 172,670           | 13,642,731         |
| Nganhwei .....            | 48,461            | 20,596,288         |
| New York.....             | 47,620            | 7,268,894          |
| Kiangsu .....             | 44,500            | 20,905,171         |
| Pennsylvania .....        | 44,985            | 6,302,115          |
| Kwangtung .....           | 79,456            | 29,706,249         |
| Kansas .....              | 81,700            | 1,470,495          |
| Kwangsi .....             | 78,250            | 5,151,327          |
| Minnesota .....           | 79,205            | 1,751,394          |
| Shingkiang .....          | 43,000            | 6,000,000          |
| Louisiana .....           | 45,420            | 1,381,625          |

**EXPORTS AND IMPORTS**—The total exports in 1900 amounted to \$11,775,000 and the imports to \$148,333,000. During the fiscal year 1900 goods to the value of \$15,259,167 were imported from the United States direct and to the value of \$8,485,978 through Hongkong. The total exports in the same period to the United States amounted to \$28,153,193. The articles imported from America consist mainly of flour, kerosene, sago, india-rubber shoes, ginseng, quicksilver, white shirting, drills and broadcloth. Among the leading exports are tea, furs, wool, mats, fans, essential oils, straw braid, silks, hair, hides, hemp and sesamum seed.

#### JAPAN.

**GOVERNMENT**—Emperor, Mutsuhito; crown prince, Yoshihito. Cabinet:

Premier—Viscount Katsura.

Foreign Affairs—Arosuke.

War—Kodama.

Marine—Yamamoto.

Justice—Kiyono-Keigo.

Education—Kikuchi.

Agriculture—Hirata-Toske.

Interior—Utsunmi-Tada-Katsu.

Communications—Yoshi-Kawa.

Legislative authority is vested in the emperor and the imperial diet. This consists of the house of peers and the house of representatives, the former having 300 and the latter 369 members.

**AREA AND POPULATION**—The total area of Japan is 161,198 square miles. The population according to the census of 1898 was 43,760,815, and the cities having more than 100,000 inhabitants were:

|              |           |              |         |
|--------------|-----------|--------------|---------|
| Tokyo .....  | 1,440,121 | Kobe .....   | 215,780 |
| Osaka .....  | 821,235   | Yokohama ..  | 193,762 |
| Kioto .....  | 353,139   | Hiroshima .. | 122,306 |
| Nagoya ..... | 244,145   | Nagasaki ..  | 107,422 |

**IMPORTS AND EXPORTS**—The total imports in 1899 amounted in value to \$110,200,963; exports, \$107,464,947. In 1901 the trade of

Japan with the United States amounted to \$19,000,207 in imports and \$29,115,370 in exports. The chief exports are raw silk, cotton yarn, copper, coal and tea; imports, sugar, cotton, iron and steel, machinery, petroleum and wool.

**PERSIA.**

Shah, or emperor, Muzaffereddin; heir-apparent, Mohammed Ali Mirza. The area is about 628,000 square miles and the population 9,500,000. Teheran, the capital, has a population of about 250,000. Chief among

the products are silk, fruits, wheat, barley and rice.

**SIAM.**

King, Chulalongkorn I.; crown prince, Chonfa Maha Vajirvudh. Area, 200,000 square miles; population estimated at 5,000,000. Bangkok, the capital, has about 250,000 inhabitants. The imports amount to about \$12,500,000 and the exports to \$15,000,000 annually. Chief among the exports are rice, teak and marine products; imports, cotton goods and opium.

**AFRICA.****ABYSSINIA.**

Emperor, Menelik II.; crown prince, Likamako Nado. Total area of Abyssinia, about 150,000 square miles; population, 3,500,000. The exports are coffee, gum, wax, gold and ivory.

**KONGO FREE STATE.**

The Kongo Free State is nominally independent but virtually a Belgian colony, its affairs being wholly under the control of King Leopold. The estimated area is 900,000 square miles and the negro population about 30,000,000. Europeans number about 2,000. Among the leading articles of export are ivory, rubber, cocoa, palm nuts and palm oil.

**EGYPT.**

Khedive, Abbas Hilmi; heir-apparent, Mohammed Abdul Mounem. Total area of

Egypt, 400,000 square miles; area of the Egyptian Sudan, 950,000 square miles. The population of Egypt proper in 1897 was 9,734,405; of the Egyptian Sudan, 10,000,000. Great Britain controls the state finances and is represented at Cairo by a "financial adviser" who sits in the council of ministers. The present adviser is Lord Cromer. The total exports in 1900 were valued at \$13,014,000 and the imports at \$20,575,000. The exports consist chiefly of cereals, raw cotton and provisions; imports, wool, coal, textiles and metal manufactures.

**TUNIS.**

Bey, Sidi Ali; heir-presumptive, Mohamed. Tunis is under the protectorate of France and that country is represented by a resident-general. Total area, 51,000 square miles; population, 1,900,000, including 26,678 French. Chief exports are wheat, barley, olives and palms.

**MEXICO.**

**GOVERNMENT**—The republic of Mexico is divided into twenty-seven states, two territories and one federal district, each with a local government, but all subject to the federal constitution. Representatives are elected for two years each and are apportioned at the rate of one for each 40,000 inhabitants; the senators, of whom there are fifty-six, are elected by the people in the same manner as representatives. The president holds office four years and may be elected for several consecutive terms. Gen. Porfirio Diaz is serving his sixth term, which expires in November, 1904. Following are the names of his cabinet officers:

Senor Lic. Don Ignacio Mariscal, secretary of state and of the department of foreign affairs.

Senor Gen. Don Manuel Gonzales Cosio, secretary of the interior.

Senor Lic. Don Justino Fernandez, secretary of justice and of public instruction.

Senor Ingeniero Don Leandro Fernandez, secretary of encouragement.

Senor Gen. Don Francisco Z. Mena, secretary of public works and communication.

Senor Gen. Don Bernardo Reyes, secretary of the army and navy.

Senor Lic. Don Jose Ives Limantour, secretary of the treasury and of public credit.

**AREA AND POPULATION**—The total area, including islands, is 767,005 square miles. The population, according to the federal census

of Oct. 28, 1900, is 13,545,462. That of 1895 was 12,632,427, showing an increase of 927,897 in five years. The present population comprises 6,716,007 males and 6,829,455 females. The population of the leading cities of the republic follows: City of Mexico (capital), 368,777; Guadalajara, 101,413; Puebla, 93,521; Monterey, 62,266; San Luis Potosi, 61,009; Saitillo, 40,441; Pachuca, 37,487; Aguas Calientes, 35,052; Zacatecas, 32,856; Durango, 31,092; Toluca, 20,893; Hermosillo, 17,617.

**COMMERCE**—The chief exports of Mexico are precious metals, coffee, tobacco, hemp, sisal, sugar, dyewoods and cabinet woods, cattle and hides and skins. In 1898-9 the total exports amounted to \$138,478,137, of which \$75,181,600 was for precious metals. (The values are in Mexican dollars.) The total imports for the same year were \$50,869,194 (gold). In 1899-1900 the total exports were \$150,056,360 (Mexican) and imports \$61,304,914 (gold). The trade of Mexico is chiefly with the United States, Great Britain, France, Germany and Spain. During the year ended June 30, 1901, the United States exported to Mexico \$36,475,350 worth of manufactures of iron and steel, machinery, unmanufactured cotton, lumber, manufactures of cotton and gunpowder. For the same year the imports from Mexico to the United States amounted to \$28,868,011. These consisted mainly of coffee, hides, textile grasses, cattle, lead, copper and tobacco.

**CENTRAL AMERICAN STATES.**

**COSTA RICA**—President, Rafael Iglesias; capital, San Jose. Area, 23,000 square miles. Population, 310,000; of San Jose, 25,000. Exports to United States in 1900, \$2,980,030; imports, \$1,462,355. Chief exports, coffee and

bananas; imports, cotton, machinery, iron and steel manufactures, woolsens and worsteds.

**GUATEMALA**—President, Manuel E. Cabrera; capital, Guatemala de Nueva. Area,

63,400 square miles. Population, 1,574,340; of the capital, 75,000. Exports to the United States in 1900, \$2,402,978; imports, \$785,462. Chief exports, coffee and bananas; imports, cotton and cereals.

**HONDURAS**—President, Gen. Terencio Sierra; capital, Tegucigalpa. Area, 43,000 square miles. Population, 407,000; Tegucigalpa, 12,000. Exports to the United States in 1900, \$988,606; imports, \$1,134,398. Chief exports, bananas, coffee, cattle, coconuts and wood; chief import, cotton.

**NICARAGUA**—President, Gen. Jose Santos Zelaya; capital, Managua. Area, 49,200

square miles. Population, 420,000; Managua, 25,000; Leon, 35,000. Exports to the United States in 1900, \$1,520,266; imports, \$1,817,869. Chief exports, cattle and coffee; imports, flour, wine, beer, barbed wire, cotton goods, sewing machines, kerosene, calico and tallow.

**SALVADOR**—President, Gen. Thomas Regalada; capital, San Salvador. Area, 7,225 square miles. Population (1894), 803,534; San Salvador, 50,000. Exports to the United States in 1900, \$738,674; imports, \$679,440. Chief exports, coffee, indigo, sugar, tobacco and balsams; imports, cottons, spirits, flour, iron goods, silk and yarn.

### SOUTH AMERICAN REPUBLICS.

**ARGENTINA**—President, Gen. Julio A. Roca; capital, Buenos Ayres. Area, 1,778,195 square miles. Population (1899), 4,573,608; Buenos Ayres, 795,323. Total exports in 1899, \$178,444,965; imports, \$112,760,000. Exports to the United States in 1900, \$8,114,304; imports, \$11,558,237. Chief exports, sheep, wool, cattle, hides, frozen meats and wheat; imports, machinery, agricultural implements, railway cars, engines and supplies and manufactures of iron and steel. Sheep in Argentina in 1897, 105,000,000; wool product, same year, 472,000,000 pounds. Wheat yield 1899, 82,500,000 bushels. Railway mileage 1897, 9,270 miles.

**BOLIVIA**—President, Senor Jose M. Pando; capital, Sucre. Area, 567,360 square miles. Population, 2,019,549; La Paz, 62,320; Cochachamba, 29,530; Sucre, 27,350. Total exports in 1899, \$10,820,160; imports, \$11,450,556. Exports to the United States in 1900, \$59,223; imports, \$22. Chief exports, silver, tin, copper, coffee, rubber; imports, provisions, clothing, hardware, spirits, silks and woolens.

**BRAZIL**—President, Dr. M. F. de Campos Salles; capital, Rio de Janeiro. Area, 3,209,878 square miles. Population, 14,333,915; Rio de Janeiro, 780,000; Bahia, 174,412; Pernambuco, 111,556; Para, 65,000. Total exports (1899), \$163,665,000; imports, \$136,181,000. Exports to the United States in 1900, \$58,073,457; imports, \$11,578,119. Chief exports, coffee, sugar, tobacco, cotton and rubber; imports, cotton goods, manufactures of iron and steel, furniture, mineral oils, breadstuffs and provisions. Railway mileage, 8,718 miles.

**CHILE**—President, Jerman Riesco; capital, Santiago. Area, 290,329 square miles. Population, 3,049,352; Santiago, 320,633; Valparaiso, 143,022; Concepcion, 55,458. Total exports in 1900, \$59,533,690; imports, \$38,784,900. Exports to the United States in 1900, \$7,112,826; imports, \$3,287,565. Chief exports, nitrate, wool, hides and leather; imports, sugar, coal, cotton goods, cashmeres, oil, galvanized iron. Railway mileage, 2,841 miles.

**COLOMBIA**—President, Jose M. Marroquin; capital, Bogota. Area, 513,938 square miles. Population, 4,000,000 (1895). Total exports (1899), \$18,487,000; total imports, \$10,685,000. Exports to the United States in 1900, \$4,307,

814; imports, \$2,710,688. Chief exports, gold, silver and other minerals, coffee, cocoa, cattle, sugar, tobacco and rubber; imports, manufactures of iron and steel, cotton goods.

**ECUADOR**—President, Gen. Eloy Alfaro; capital, Quito. Area, 120,000 square miles. Population, 1,272,000; Quito, 80,000; Guayaquil, 50,000. Total exports in 1899, \$6,689,000; imports, \$6,103,000. Exports to the United States in 1900, \$1,524,378; imports, \$1,216,008. Chief exports, coffee, cocoa, rice, sugar, rubber, cabinet woods, chemicals and minerals; imports, cotton, provisions, manufactures of iron and steel, clothing and mineral oil.

**PARAGUAY**—President, Emilio Acevar; capital, Asuncion. Area, 98,000 square miles. Population, 600,000 whites, 100,000 Indians; Asuncion (1895), 45,000. Total exports in 1899, \$2,081,630; imports, \$2,212,440. Exports to the United States in 1900, none; imports, \$4,884. Chief exports, mate (or Paraguay tea), tobacco, hides, timber, oranges; imports, cotton goods, machinery and provisions.

**PERU**—President, Eduardo de Romana; capital, Lima. Area, 463,747 square miles. Population, 2,621,844; Lima, 100,000; Callao, 16,000. Total exports in 1899, \$13,120,000; imports, \$7,999,800. Exports to the United States in 1900, \$2,122,543; imports, \$1,662,475. Chief exports, cotton, coffee, sugar, cinchona, India rubber, dyes and medicinal plants; imports, woolens, cottons, machinery and manufactures of iron.

**URUGUAY**—President, Juan L. Cuervas; capital, Montevideo. Area, 72,110 square miles. Population (1900), 595,364; Montevideo, 266,000. Total exports in 1899, \$38,110,000; imports, \$24,720,000. Exports to the United States in 1900, \$1,848,077; imports, \$1,816,720. Chief exports, animal and agricultural products; imports, manufactured articles.

**VENEZUELA**—President, Gen. C. Castro; capital, Caracas. Area, 593,943 square miles. Population (1894), 2,444,816; Caracas, 75,000. Total exports in 1899, \$17,962,000; imports, \$8,458,000. Exports to the United States in 1900, \$5,500,000; imports, \$2,452,757. Chief exports, coffee, hides, cabinet woods, rubber and chemicals; imports, machinery, manufactures of iron and steel, provisions, furniture and mineral wools.

### SANTO DOMINGO.

President, Juan I. Jimenez; vice-president, Horatio Vasquez. The republic has an area of 10,045 square miles and a population of about 610,000. Santo Domingo, the capital, has 14,150 inhabitants. In 1899 the exports amounted to \$4,166,617 and the chief articles shipped were coffee, cocoa and mahogany.

### HAITI.

President, Gen. Theresias Augustin Sam. The area of Haiti is 10,204 square miles and the population about 1,400,000.

The imports in 1897 were valued at \$6,336,798 and the exports at \$12,549,848. Coffee, cocoa and logwood are the leading articles sold.

Patriotic Societies of the United States.

SOCIETY OF THE CINCINNATI.

(Founded 1783.)

GENERAL OFFICERS.

President-General—William Wayne A. M., Paoli, Chester county, Pa. (Died Nov. 20.)  
 Vice-President General—Winslow Warren, A. M., Boston, Mass.  
 Secretary-General—Asa Bird Gardiner, LL.D., L. H. D., New York city.  
 Assistant Secretary-General—Nicholas Fish, New York city.  
 Treasurer-General—Frederick Wolcott Jackson, Newark, N. J.  
 Assistant Treasurer-General—John Cropper, Washington, D. C.

STATE SOCIETIES.

Connecticut (revived 1893)—President, George B. Sanford; secretary, Morris W. Seymour.  
 Maryland (organized Nov. 27, 1783)—President, C. H. Williams; secretary, Thomas E. Sears.  
 Massachusetts (organized June 9, 1783)—President, Winslow Warren; secretary, David G. Haskins.  
 New Jersey (organized June 11, 1783)—President, \_\_\_\_\_; vice-president, W. B. Buck; secretary, W. T. E. S. Imlay.

New York (organized June 9, 1783)—President, Nicholas Fish; secretary, Francis Key Pendleton.  
 Pennsylvania (organized Oct. 4, 1783)—President, William Wayne; secretary, Francis M. Caldwell.  
 Rhode Island (organized June 24, 1783)—President, Asa Bird Gardiner; secretary, George W. Olney.  
 South Carolina (organized Aug. 29, 1783)—President, James Simons; secretary, George H. Tucker.  
 Virginia—President, John Cropper; secretary, Patrick H. C. Cabell.

The Order of the Cincinnati was organized by American and French officers who served in the war of the revolution, for the purpose of perpetuating the remembrance of that event and keeping up the friendships then formed. Membership goes to the eldest male descendant, if worthy; in case there is no male descendant, to male descendants through intervening female descendants. Triennial conclaves are held, the next one occurring in Hartford, Conn., in May, 1902. The membership at the last conclave was 580.

SOCIETY OF THE SONS OF THE AMERICAN REVOLUTION.

(Organized June 29, 1876.)

GENERAL OFFICERS.

(Elected May 1, 1901.)

President-General—Walter Seth Logan, New York city.  
 Vice - Presidents General—James Denton Hancock, Franklin, Pa.; Thomas Pitts, Detroit, Mich.; Horace Davis, San Francisco, Cal.; John Whitehead, Morris-town, N. J.; George A. Pearre, Cumberland, Md.  
 Secretary-General—Capt. Samuel Eberly Gross, 604 Masonic Temple, Chicago.  
 Treasurer-General—Cornellus A. Pugsley, Peekskill, N. Y.  
 Registrar-General—A. Howard Clark, Washington, D. C.  
 Historian-General—George W. Bates, Detroit, Mich.  
 Chaplain-General—Rev. Ethelbert D. Warfield, Easton, Pa.

STATE SOCIETIES.

|   | <i>Members.</i> |
|---|-----------------|
| Arizona—Lewis W. Coggins.....             | 26              |
| Arkansas—Charles E. Nash.....             | 51              |
| California—William H. Jordan.....         | 323             |
| Colorado—Gen. Irving Hale.....            | 110             |
| Connecticut—Jonathan Trumbull.....        | 1,027           |
| Delaware—Howard DeH. Ross.....            | 57              |
| District of Columbia—Noble D. Larner..... | 439             |
| Florida—John C. Avery.....                | 35              |
| France—Horace Porter.....                 | 39              |
| Hawaii—William P. Allen.....              | 58              |
| Illinois—Frank Baker.....                 | 519             |
| Indiana—William E. English.....           | 180             |

|  | <i>Members.</i> |
|--|-----------------|
| Iowa—William H. Bally.....             | 147             |
| Kansas—G. F. Kimball.....              | 150             |
| Kentucky—George T. Wood.....           | 87              |
| Louisiana—E. T. Merrick.....           | 33              |
| Maine—Horace H. Burbank.....           | 365             |
| Maryland—Edwin Warfield.....           | 180             |
| Massachusetts—Francis H. Brown.....    | 1,400           |
| Michigan—Alfred Russell.....           | 356             |
| Minnesota—Edward C. Stringer.....      | 300             |
| Missouri—Clark H. Sampson.....         | 114             |
| Montana—Edward C. Russell.....         | 23              |
| Nebraska—John H. Daniels.....          | 77              |
| New Hampshire—Albert H. Batchelor..... | 253             |
| New Jersey—John Whitehead.....         | 408             |
| New York—Walter S. Logan.....          | 1,213           |
| Ohio—E. O. Randall.....                | 425             |
| Oregon—George H. Williams.....         | 116             |
| Pennsylvania—Albert J. Logan.....      | 251             |
| Rhode Island—George A. Buflum.....     | 257             |
| South Dakota—F. A. Haines.....         | 22              |
| Tennessee—Gates P. Thurston.....       | 81              |
| Texas—Ira H. Evans.....                | 31              |
| Utah—Hoyt Sherman.....                 | 55              |
| Vermont—Julius J. Estey.....           | 264             |
| Virginia—Joseph A. White.....          | 62              |
| Washington—E. Weldon Young.....        | 119             |
| Wisconsin—Charles Noble Gregory.....   | 227             |

The general officers and the presidents of the state societies constitute the general board of managers of the national society. The executive committee: Walter S. Logan, Franklin Murphy, William W. J. Warren, Capt. Samuel Eberly Gross, Gen. F. H. Appleton, Gen. E. S. Greely, Charles W. Haskins and John P. Earnest.

SOCIETY OF COLONIAL WARS.

(Instituted 1892.)

OFFICERS OF THE GENERAL SOCIETY.

Governor-General—Frederic J. de Peyster, New York.  
 Secretary-General—Walter J. Suydam, New York city.  
 Deputy Sec'y-Gen'l—Edward L. Payne, N. Y.

Treasurer-General—Edward Shippen, Philadelphia, Pa.  
 Deputy Treasurer-General—Seymour Morris, Chicago, Ill.  
 Registrar-General—George Norbury Mackenzie, Baltimore, Md.

Historian-General—T. J. Oakley, Rhine-lander, N. Y.  
 Chaplain-General—Rev. Charles E. Stevens, Philadelphia, Pa.  
 Surgeon-General—V. Mott Francis, M. D., Providence, R. I.  
 Chancellor-General—Vacant.

#### SECRETARIES OF STATE SOCIETIES.

New York—Wm. B. Seaman. New York city  
 Pennsylvania—Edw. S. Sayers. Philadelphia  
 Maryland—G. N. Mackenzie. Baltimore  
 Massachusetts—Edw. W. McLennen. Boston  
 Connecticut—G. D. Seymour. New Haven  
 Dist. Columbia—H. W. VanDyke. Washington  
 New Jersey—John Eyerman. Easton, Pa.  
 Virginia—Thomas Bolling, Jr. Richmond  
 New Hampshire—Prof. C. L. Parsons. Durham  
 Vermont—Eben Putnam. Burlington

Illinois—Roger Sherman. Chicago  
 Missouri—Hobart Brinsmade. St. Louis  
 Ohio—Herbert Jenney. Cincinnati  
 Nebraska—B. M. Webster. Omaha  
 Minnesota—William G. White. St. Paul  
 Kentucky—William L. Halsey. Louisville  
 California—H. B. Alexander. Los Angeles  
 Colorado—C. E. Dewey. Denver  
 Iowa—John E. Bready. Dubuque  
 Georgia—John H. Kenzie. Savannah  
 Michigan—C. A. DuCharme. Detroit  
 Wisconsin—Howard Greene. Milwaukee  
 Delaware—W. H. Porter. Wilmington  
 Rhode Island—Henry B. Rose. Providence  
 Washington—Hiram B. Ferris. Spokane  
 Maine—Henry Burrage. Portland

The total membership is about 2,500.

### SONS OF THE REVOLUTION.

(Organized 1875.)

#### GENERAL OFFICERS.

General President—John Lee Carroll, Elliott City, Md.  
 General Vice-President—Garret Dorset Wall Vroom, Trenton, N. J.  
 Second General Vice-President—Pope Barrow, Savannah, Ga.  
 General Secretary—James Mortimer Montgomery, New York city.  
 Assistant General Secretary—William Hall Harris, Baltimore, Md.

General Treasurer—Richard McCall Cadwallader, Philadelphia, Pa.  
 Assistant General Treasurer—Henry Cadle, Bethany, Mo.  
 General Chaplain—Rt.-Rev. Henry Benjamin Whipple, D. D., LL. D., Faribault, Minn.  
 General Registrar—Francis Ellingwood Abbott, Cambridge, Mass.  
 General Historian—Henry Walbridge Dudley, Chicago.  
 Organizations exist in thirty-one states and territories. Membership, 6,101.

### MILITARY ORDER OF FOREIGN WARS OF THE UNITED STATES.

(Instituted Dec. 27, 1894.)

OFFICERS OF THE NATIONAL COMMANDERY.  
 Commander-General—Maj.-Gen. Alexander Stewart Webb, U. S. A.

Vice Commander-General—Maj.-Gen. Charles F. Roe, U. S. V.; Brig.-Gen. William W. H. Davis, U. S. V.; A. Floyd Detained; Capt. S. E. Gross; Horace Davis; Rodney Macdonough; Col. T. V. Kessler, U. S. V.; Col. H. Ashton Ramsay; Admiral John G. Walker, U. S. N.; Maj.-Gen. H. A. Axline, O. N. G.; Col. Milton Moore, U. S. V.; Capt. Frank L. Greene, U. S. V.; George Ben Johnston; Capt. Stephen Waterman, U. S. V.; Commander John W. Bostick, L. N. R.; Brig.-Gen. William J. McKee, U. S. V.

Secretary-General—Col. James H. Morgan, St. Paul building, New York.  
 Deputy Secretary-General—Maj. David Banks, Jr., New York.

Treasurer-General—Lieut. Edward S. Sayres, P. N. G., 217 South 3d street, Philadelphia.  
 Deputy Treasurer-General—James T. Sands, St. Louis.

Registrar-General—Capt. Henry N. Wayne, U. S. A., Armonk, N. Y.

Historian-General—Capt. Samuel E. Gross, Chicago.  
 Judge-Advocate General—Frank M. Avery, New York.

Chaplain-General—Rev. C. Ellis, Stevens, LL.D., D. C. L., Philadelphia.  
 Recorder-General—Charles Doolittle Walcott, Washington, D. C.

Commanderies have been established in twenty states and territories. Total membership about 1,600.

The order is a military organization with patriotic objects, having for its scope the period of American history since national independence. It stands for the needed and honorable principle of national defense against foreign aggression. The principal feature of the order is the perpetuating of the names, as well as the services, of commissioned officers who served in either the war of the revolution, the war with Tripoli, the war of 1812, the Mexican war or the war with Spain. Veteran companionship is conferred upon such officers and hereditary companionship upon their direct lineal descendants in the male line.

### SOCIETY OF THE WAR OF 1812.

(Instituted Jan. 3, 1826.)

#### GENERAL OFFICERS.

(1900-1902.)

President-General—John Cadwalader (of Pennsylvania society).

Vice-Presidents General—John Biddle Porter (of Pennsylvania society); James Edward Carr, Jr. (of Maryland society); Franklin Thomason Beatty, M. D. (of Massachusetts society); Col. George Bliss Sanford, U. S. A. (of Connecticut society); Orlando W. Aldrich, Ph. D., LL. D., D. C. L. (of Ohio society); Hon. Charles Page

Bryan (of Illinois society); Rear-Admiral Francis Asbury Roe, U. S. N. (of District of Columbia society); George Comstock Baker (of New York State society); Appleton Morgan, LL. D. (of New Jersey society).

Secretary-General—Capt. Henry Hobart Bellas, U. S. A., 421 South 44th street, Philadelphia, Pa.

Assistant Secretary-General—Rodney Macdonough, Boston, Mass.

Treasurer-General—Charles Williams, Philadelphia, Pa.



Assistant Treasurer-General—Marcus Benjamin, Ph. D., Washington, D. C.  
 Registrar-General—Albert Kimberly Hadel, M. D., Baltimore, Md.  
 Surgeon-General—George Horace Burgin, M. D.  
 Judge-Advocate General—Hon. Aloysius Leo Knott.  
 Chaplain-General—Rt.-Rev. Leighton Coleman, S. T. D., LL. D.

State societies have been formed in Pennsylvania, Maryland, Massachusetts, Connecticut,

Ohio, Illinois, District of Columbia, New York and New Jersey. Membership is made up of male persons above the age of twenty-one (21) years who participated in or are lineal descendants of one who served during the war of 1812 in the army, navy, revenue-marine or privateer service of the United States, upon offering proof thereof satisfactory to the state society to which they may make application for membership, and who are of good moral character and reputation.

**MILITARY ORDER OF THE LOYAL LEGION OF THE UNITED STATES.**  
 (Instituted 1865. Membership July 31, 1901, 8,958.)

Commander-in-Chief—Lieut.-Gen. John M. Schofield.  
 Senior Vice Commander-in-Chief—Acting Volunteer Lieut. Charles P. Clark.  
 Junior Vice Commander-in-Chief—Brig.-Gen. Henry C. Merriam.  
 Recorder-in-Chief—Bvt. Lieut.-Col. John P. Nicholson.  
 Registrar-in-Chief—Bvt. Maj. William P. Huxford.  
 Treasurer-in-Chief—Paymaster George De F. Barton.  
 Chancellor-in-Chief—Bvt. Brig.-Gen. William L. James.  
 Chaplain-in-Chief—Bvt. Maj. Henry S. Burrage.  
 Council-in-Chief—Bvt. Maj. George W. Chandler, Rear-Admiral George Brown, Bvt. Maj.-Gen. John B. Sanborn, Capt. Roswell H. Mason and Bvt. Maj. Henry L. Swords.

**COMMANDERIES.**

California—Gen. N. A. Chipman, commander; Col. W. R. Smedberg, recorder.  
 Colorado—Lieut. S. K. Hooper, commander; Lieut. J. R. Saville, recorder.  
 District of Columbia—Gen. Ellis Spear, commander; Maj. W. P. Huxford, recorder.  
 Illinois—Gen. Walter R. Robbins, com-

mander; Roswell H. Mason, recorder.  
 Indiana—Admiral George Brown, commander; Col. Z. A. Smith, recorder.  
 Iowa—Lieut. D. B. Hamill, commander; Adj. J. W. Miffley, recorder.  
 Kansas—Lieut. Sidney G. Cooke, commander; Capt. George Robinson, recorder.  
 Maine—Col. A. B. Farnham, commander; Maj. Henry S. Burrage, recorder.  
 Massachusetts—Gen. W. F. Draper, commander; Col. Arnold A. Rand, recorder.  
 Michigan—Lieut. Fordyce H. Rogers, commander; Gen. F. W. Swift, recorder.  
 Minnesota—Gen. C. C. Andrews, commander; Lieut. D. L. Kingsbury, recorder.  
 Missouri—Capt. George T. Cram, commander; Capt. W. R. Hodges, recorder.  
 Nebraska—Lieut. Frank B. Lawrence, commander; Lieut. Frank B. Bryant, recorder.  
 New York—Gen. Henry L. Burnett, commander; Paymaster A. N. Blakeman, recorder.  
 Ohio—Maj. L. M. Hosea, commander; Maj. A. M. Van Dyke, recorder.  
 Oregon—Acting Ensign J. G. Megler, commander; Capt. Gavin E. Caukin, recorder.  
 Vermont—Lieut. Joel C. Baker, commander; Lieut. W. F. Greenleaf, recorder.  
 Washington—Lieut. T. M. Young, commander; Lieut. J. E. Noel, recorder.

**GRAND ARMY OF THE REPUBLIC.**

(First post organized at Decatur, Ill., April 6, 1866.)

**GENERAL OFFICERS.**

Commander-in-Chief—Judge Ell Torrance, Minneapolis, Minn.  
 Senior Vice-Commander—John McElroy, editor National Tribune.  
 Junior Vice-Commander—James O'Donnell, Chicago.  
 Surgeon-General—W. R. Thrall, Cincinnati.  
 Chaplain-in-Chief—Rev. L. M. Doyle of Pennsylvania.

**OFFICIAL STAFF.**

Adjutant-General—H. Towler, Minneapolis, Minn.

Quartermaster-General—Charles Burroughs, Rutherford, N. J.  
 Inspector-General—Wilfred A. Wetherbee, Boston.  
 Judge-Advocate General—Henry M. Duffield, Detroit.  
 Chief of Staff—Maj. A. Noel Blakeman, Mount Vernon, N. Y.  
 Executive Committee, National Council of Administration—William H. Armstrong, Indianapolis; Edgar Allen, Richmond, Va.; Thomas G. Sample, Allgheny, Pa.; S. C. Jones, Centerville, Iowa; Loren W. Collins, St. Cloud, Minn.; Thomas W. Scott, Fairfield, Ill.; Frank M. Sterrett, St. Louis.

**DEPARTMENT COMMANDERS 1901-1902.**

| Department.           | Commander.             | Assistant Adjutant-General. |
|-----------------------|------------------------|-----------------------------|
| Alabama.....          | Geo. F. Jackson.....   | Birmingham.....             |
| Arizona.....          | P. P. Parker.....      | Williams.....               |
| Arkansas.....         | Wm. G. Akers.....      | Little Rock.....            |
| Cal. and Nevada.....  | Geo. Stone.....        | San Francisco.....          |
| Col. and Wyoming..... | Linus E. Sherman.....  | Colorado Springs.....       |
| Connecticut.....      | Thos. Bondren.....     | Bridgeport.....             |
| Delaware.....         | John W. Worrall.....   | Pleasant Hill.....          |
| Florida.....          | F. G. Parcell.....     | Tampa.....                  |
| Georgia.....          | Lewis Thayer.....      | Fitzgerald.....             |
| Idaho.....            | Wm. C. Maxey.....      | Caldwell.....               |
| Illinois.....         | N. B. Thistlewood..... | Cairo.....                  |
| Indiana.....          | Milton Garrigus.....   | Kokomo.....                 |
| Indian Territory..... | John S. Hammer.....    | Ardmore.....                |
| Iowa.....             | Geo. Metzger.....      | Davenport.....              |
|                       |                        | Stewart Dennee.....         |
|                       |                        | Ada.....                    |
|                       |                        | Des Moines.....             |

| Department.                | Commander.             | Assistant Adjutant-General. |
|----------------------------|------------------------|-----------------------------|
| Kansas.....                | Martin Norton.....     | Blue Rapids.....            |
| Kentucky.....              | John Blaes.....        | Frank M. Riddle.....        |
| La. and Missisippi.....    | Chas. W. Keeting.....  | Louisville.....             |
| Maine.....                 | Wm. L. Clayton.....    | C. H. Bliss.....            |
| Maryland.....              | John G. Taylor.....    | R. B. Baquie.....           |
| Massachusetts.....         | Silas A. Barton.....   | Fred E. Sprague.....        |
| Michigan.....              | Jas. Van Kleeck.....   | J. Leonard Hoffman.....     |
| Minnesota.....             | Wm. H. Harries.....    | Edw. P. Preble.....         |
| Missouri.....              | Geo. Hall.....         | Boston.....                 |
| Montana.....               | Frank P. Sterling..... | C. V. R. Pond.....          |
| Nebraska.....              | R. S. Wilcox.....      | Lansing.....                |
| New Hampshire.....         | Alanson C. Haines..... | Minneapolis.....            |
| New Jersey.....            | John Lawrence.....     | St. Louis.....              |
| New Mexico.....            | John R. McFie.....     | Helena.....                 |
| New York.....              | Chas. A. Orr.....      | Omaha.....                  |
| N. Dakota.....             | D. G. Duell.....       | Lincoln.....                |
| Ohio.....                  | E. F. Taggart.....     | Newmarket.....              |
| Oklahoma.....              | J. E. Burns.....       | Frank Battles.....          |
| Oregon.....                | J. A. Sladen.....      | E. P. Southwick.....        |
| Pennsylvania.....          | Levi G. McCauley.....  | Concord.....                |
| Potomac.....               | Israel W. Stone.....   | Trenton.....                |
| Rhode Island.....          | Chas. P. Moles.....    | Santa Fe.....               |
| S. Dakota.....             | Geo. W. Snow.....      | Buffalo.....                |
| Tennessee.....             | M. M. Harris.....      | W. H. Boughton.....         |
| Texas.....                 | P. B. Hunt.....        | Albert Roberts.....         |
| Utah.....                  | Rudolph Alf.....       | Harvey A. Kasson.....       |
| Vermont.....               | Joel H. Lucia.....     | M. L. Mock.....             |
| Va. and N. Carolina.....   | Peter Morton.....      | J. E. Mayo.....             |
| Washington and Alaska..... | Harry A. Bigelow.....  | Chas. F. Kennedy.....       |
| West Virginia.....         | M. B. Bartlett.....    | Philadelphla.....           |
| Wisconsin.....             | Allan H. DeGroof.....  | Washington, D.C.....        |
|                            |                        | Providence.....             |
|                            |                        | Springfield.....            |
|                            |                        | Knoxville.....              |
|                            |                        | Dallas.....                 |
|                            |                        | Salt Lake City.....         |
|                            |                        | Montpelier.....             |
|                            |                        | Richmond.....               |
|                            |                        | A. A. Hager.....            |
|                            |                        | Nat. Soldiers' H.           |

MEMBERSHIP BY DEPARTMENTS.  
(June 30, 1901.)

| Departments.                     | Posts. | Members. |
|----------------------------------|--------|----------|
| Alabama.....                     | 13     | 140      |
| Arizona.....                     | 9      | 209      |
| Arkansas.....                    | 29     | 610      |
| California and Nevada.....       | 92     | 4,792    |
| Colorado and Wyoming.....        | 58     | 2,117    |
| Connecticut.....                 | 66     | 4,597    |
| Delaware.....                    | 25     | 687      |
| Florida.....                     | 17     | 349      |
| Georgia.....                     | 14     | 482      |
| Idaho.....                       | 18     | 426      |
| Illinois.....                    | 558    | 22,132   |
| Indiana.....                     | 440    | 15,859   |
| Indian Territory.....            | 16     | 303      |
| Iowa.....                        | 388    | 12,878   |
| Kansas.....                      | 395    | 13,351   |
| Kentucky.....                    | 115    | 2,583    |
| Louisiana and Missisippi.....    | 24     | 805      |
| Maine.....                       | 148    | 6,441    |
| Maryland.....                    | 56     | 2,528    |
| Massachusetts.....               | 211    | 18,067   |
| Michigan.....                    | 364    | 14,554   |
| Minnesota.....                   | 174    | 6,115    |
| Missouri.....                    | 316    | 10,965   |
| Montana.....                     | 14     | 372      |
| Nebraska.....                    | 249    | 5,633    |
| New Hampshire.....               | 88     | 3,391    |
| New Jersey.....                  | 99     | 5,373    |
| New Mexico.....                  | 9      | 167      |
| New York.....                    | 591    | 30,143   |
| North Dakota.....                | 15     | 335      |
| Ohio.....                        | 628    | 25,111   |
| Oklahoma.....                    | 76     | 1,615    |
| Oregon.....                      | 53     | 1,672    |
| Pennsylvania.....                | 557    | 28,565   |
| Potomac.....                     | 17     | 2,361    |
| Rhode Island.....                | 26     | 1,720    |
| South Dakota.....                | 72     | 1,603    |
| Tennessee.....                   | 63     | 1,502    |
| Texas.....                       | 40     | 848      |
| Utah.....                        | 4      | 172      |
| Vermont.....                     | 107    | 3,568    |
| Virginia and North Carolina..... | 51     | 932      |
| Washington and Alaska.....       | 76     | 2,501    |
| West Virginia.....               | 57     | 1,398    |
| Wisconsin.....                   | 243    | 9,530    |
| Total.....                       | 6,678  | 269,507  |

NATIONAL ENCAMPMENTS AND COMMANDERS-  
IN-CHIEF.

|   |
|---|
| 1866—Indianapolis; S. A. Hurlbut, Illinois.           |
| 1868—Philadelphia; John A. Logan, Illinois.           |
| 1869—Cincinnati; John A. Logan, Illinois.             |
| 1870—Washington; John A. Logan, Illinois.             |
| 1871—Boston; A. E. Burnside, Rhode Island.            |
| 1872—Cleveland; A. E. Burnside, R. I.                 |
| 1873—New Haven; Charles Devens, Jr., Massachusetts.   |
| 1874—Harrisburg; Charles Devens, Jr., Massachusetts.  |
| 1875—Chicago; J. F. Hartranft, Pennsylvania.          |
| 1876—Philadelphia; J. F. Hartranft, Pennsylvania.     |
| 1877—Providence; J. C. Robinson, New York.            |
| 1878—Springfield; J. C. Robinson, New York.           |
| 1879—Albany; William Earnshaw, Ohio.                  |
| 1880—Dayton, O.; Louis Wagner, Pennsylvania.          |
| 1881—Indianapolis; George S. Merrill, Massachusetts.  |
| 1882—Baltimore; P. Vandervoort, Nebraska.             |
| 1883—Denver; Robert B. Beath, Pennsylvania.           |
| 1884—Minneapolis; John S. Kuntz, Ohio.                |
| 1885—Portland, Me.; S. S. Burdette, Washington, D. C. |
| 1886—San Francisco; Lucius Fairchild, Wisconsin.      |
| 1887—St. Louis; John P. Rea, Minnesota.               |
| 1888—Columbus, O.; William Warner, St. Louis.         |
| 1889—Milwaukee; Russell A. Alger, Detroit.            |
| 1890—Boston; W. G. Veazey, Rutland, Vt.               |
| 1891—Detroit; John Palmer, Albany.                    |
| 1892—Washington; A. G. Weissert, Milwaukee.           |
| 1893—Indianapolis; J. G. B. Adams, Lynn, Mass.        |
| 1894—Pittsburg; T. G. Lawler, Rockford, Ill.          |
| 1895—Louisville; I. N. Walker, Indianapolis.          |
| 1896—St. Paul; T. S. Clarkson, Omaha, Neb.            |
| 1897—Buffalo; J. P. S. Golin, Lebanon, Pa.            |
| 1898—Cincinnati; James A. Sexton, Chicago.            |
| 1899—Philadelphia; Albert D. Shaw, N. Y.              |
| 1900—Chicago; Leo Rasseur, St. Louis.                 |
| 1901—Cleveland; Ell Torrance, Minneapolis.            |

MEMBERSHIP BY YEARS.

|                   |                   |                   |
|-------------------|-------------------|-------------------|
| 1878..... 31,016  | 1886..... 323,571 | 1894..... 369,083 |
| 1879..... 44,752  | 1887..... 355,916 | 1895..... 357,639 |
| 1880..... 60,624  | 1888..... 372,960 | 1896..... 340,610 |
| 1881..... 85,856  | 1889..... 397,774 | 1897..... 319,456 |
| 1882..... 134,701 | 1890..... 409,489 | 1898..... 305,603 |
| 1883..... 215,446 | 1891..... 407,781 | 1899..... 287,981 |
| 1884..... 273,168 | 1892..... 399,880 | 1900..... 276,662 |
| 1885..... 294,787 | 1893..... 397,223 | 1901..... 269,507 |

DEATH RATE BY YEARS.

| No. P.ct.         | No. P.ct.         | No. P.ct.         |
|-------------------|-------------------|-------------------|
| 1887.. 3,406 0.95 | 1892.. 6,404 1.61 | 1897.. 7,515 2.35 |
| 1888.. 4,433 1.18 | 1893.. 7,002 1.78 | 1898.. 8,353 2.41 |
| 1889.. 4,696 1.18 | 1894.. 7,283 2.97 | 1899.. 7,994 2.78 |
| 1890.. 5,476 1.33 | 1895.. 7,368 2.06 | 1900.. 7,790 2.80 |
| 1891.. 5,965 1.46 | 1896.. 7,233 2.21 | 1901.. 8,166 3.02 |

Expended in relief during year ended June 30, 1901, \$119,326.27.

WOMEN'S RELIEF CORPS.

(Organized at Denver, Col., July, 1883.)

President—Calista R. Jones, Bradford, Vt.  
 Senior Vice-President—Belle C. Harris, Emporia, Kas.  
 Junior Vice-President—Minnie M. Kyle, Chicago, N. Y.  
 Treasurer—Sarah E. Phillips, Syracuse, N. Y.  
 Chaplain—Emily L. Clark, Northampton, Mass.  
 Secretary—Mary Ellen Conant, Bradford, Vt.

Inspector—Fanny E. Minot, Concord, N. H.  
 Chief of Staff—Isabell T. Bagley, Zanesville, O.  
 Executive Board—Sarah E. Fuller, Lois M. Knauft, Eliza G. Brown, Anna E. Kookken, Emma Galloway and Mary C. Moeck.

The Women's Relief corps is affiliated with the Grand Army of the Republic. Total membership June 30, 1901, 144,387. Headquarters at Bradford, Vt.

LADIES OF THE GRAND ARMY OF THE REPUBLIC.

(Organized in Chicago September, 1886.)

President—Emma Wall, Lawrence, Kas.  
 Senior Vice-President—Mrs. F. R. Waggoner, Sacramento, Cal.  
 Junior Vice-President—Jennie B. Hormell, Louisville, Ky.  
 Treas.—Annie Michener, Germantown, Pa.  
 Counselor—Etta Lee Toby, Logansport, Ind.  
 Chaplain—Mrs. D. C. Brainard, Buffalo, N. Y.

Secretary—Sue A. Rench, Lawrence, Kas.  
 Inspector—Marla Denison, Topeka, Kas.  
 Council of Administration—Olive I. Allison, Richmond, Ind.; Mary T. Hager, Chicago, Ill.; Rachel Doran, Pittsburg, Pa.

Total membership, about 50,000. Headquarters, Lawrence, Kas.

SONS OF VETERANS, U. S. A.

(Organized September, 1879.)

Commander-in-Chief—E. R. Campbell, Washington, D. C.  
 Senior Vice Commander-in-Chief—S. S. Horn, Easton, Pa.  
 Junior Vice Commander-in-Chief—Herbert S. Thompson, Providence, R. I.  
 Quartermaster-General—Fred E. Bolton, Boston, Mass.  
 Council-in-Chief—E. F. Buck, Peoria, Ill.; C. J. Post, Grand Rapids, Mich.; James B. Adams, Atlantic City, N. J.  
 Adjutant-General—Charles S. Davis, Washington, D. C.  
 Judge-Advocate General—Raphael Tobias, New York city.  
 Assistant Quartermaster-General—Thomas Hannon, Boston, Mass.

Indiana—George W. Kreitenstein, Indianapolis.  
 Iowa—H. J. Green, Decorah.  
 Kansas—J. L. Papes, Wichita.  
 Kentucky—John L. Stebbins, Newport.  
 Maine—Frank L. Beals, Auburn.  
 Maryland—Edgar Allen, Jr., Richmond.  
 Massachusetts—Edward H. Lounsbury, Woburn.  
 Michigan—A. B. Coffinberry, Grand Rapids.  
 Minnesota—J. C. Carter, Minneapolis.  
 Missouri—Frederick W. Miller, St. Louis.  
 Nebraska—I. E. Young, Lushton.  
 New Hampshire—Linwood B. Emery, Troy.  
 New Jersey—Richard F. Cross, Elizabeth.  
 New York—George E. Libbey, Brooklyn.  
 Ohio—H. V. Speelman, Marietta.  
 Oregon—Charles B. Orai, Pine.  
 Pennsylvania—William S. Curry, Philadelphia.  
 Rhode Island—Frank J. Clinton, Providence.  
 South Dakota—M. E. Barlow, Sioux Falls.  
 Vermont—Clinton J. Smith, Huntington.  
 Washington—John Cromwell, Tacoma.  
 West Virginia—O. B. Beer, French Creek.  
 Wisconsin—Martin A. Grasse, Milwaukee.

DIVISION COMMANDERS, 1901-1902.

Alabama and Tennessee—I. A. Miller, Birmingham, Ala.  
 California—C. E. Washburn, Los Angeles.  
 Colorado—J. E. Olmstead, Colorado Springs.  
 Connecticut—Arthur T. Bogue, Hartford.  
 Illinois—Frank T. Reid, Springfield.

UNION VETERANS' UNION.

(Organized 1885.)

Commander-in-Chief—Gen. Robert S. Dyrenforth, Washington, D. C.  
 Deputy Commander-in-Chief—Gen. L. M. Langstaff, Dubuque, Iowa.  
 Second Deputy Commander-in-Chief—Gen. F. B. Hutchinson, Rochester, N. Y.  
 Chief of Staff—Gen. John McElroy, Washington, D. C.  
 Adjutant-General—Gen. G. F. Foote, Florida.

Commissary-General—Gen. H. E. Smith, New York.  
 Inspector-General—Gen. W. L. French, Brockton, Mass.  
 Surgeon-General—Dr. C. V. Petteys, Washington, D. C.  
 Judge-Advocate General—Gen. S. S. Yoder, Washington, D. C.  
 Quartermaster-General—Gen. F. F. Bogia, Washington, D. C.

Chief Mustering Officer—Gen. John Middleton, Washington, D. C.  
Chief Chaplain—Gen. W. G. Roberts, Hudson, Mich.

Assistant Adjutant-Generals—Col. Eugene B. Payne, Washington, D. C., and Col. Charles W. Bowman, Pueblo, Col.

### UNITED CONFEDERATE VETERANS.

(Organized June 10, 1889.)

#### GENERAL OFFICERS.

General Commanding—Gen. John B. Gordon, Atlanta, Ga.  
Adj.-Gen. and Chief of Staff—Maj.-Gen. George Moorman, New Orleans, La.

Army of Northern Virginia Dept.—Commander, Lieut.-Gen. Wade Hampton, Columbia, S. C.

Kentucky Div.—Commander, Maj.-Gen. J. M. Poyntz, Richmond, Ky.; Adj.-Gen. and Chief of Staff, Col. B. H. Young, Louisville.

Maryland Div.—Commander, Maj.-Gen. A. C. Trippe, Baltimore, Md.; Adj.-Gen. and Chief of Staff, Col. J. S. Saunders, Baltimore.

North Carolina Div.—Commander, Maj.-Gen. Julian S. Carr, Durham, N. C.; Adj.-Gen. and Chief of Staff, Col. H. A. London, Pittsboro, N. C.

South Carolina Div.—Commander, Maj.-Gen. C. Irvine Walker, Charleston, S. C.; Adj.-Gen. and Chief of Staff, Col. J. G. Holmes, Charleston.

Virginia Div.—Commander, Maj.-Gen. Theodore S. Garnett, Norfolk, Va.; Adj.-Gen. and Chief of Staff, Col. J. V. Bidgood, Richmond.

West Virginia Div.—Commander, Maj.-Gen. Robert White, Wheeling, W. Va.; Adj.-Gen. and Chief of Staff, Col. A. C. L. Gatewood, Linwood.

Army of Tennessee Dept.—Commander, Lieut.-Gen. S. D. Lee, Columbus, Miss.; Adj.-Gen. and Chief of Staff, Brig.-Gen. Henry C. Myers.

Alabama Div.—Commander, Maj.-Gen. G. P. Harrison, Opelika; Adj.-Gen. and Chief of Staff, Col. H. E. Jones, Spring Hill.

Florida Div.—Commander, Maj.-Gen. E. M. Law, Bartow; Adj.-Gen. and Chief of Staff, Col. F. L. Robertson, Brooksville.

Georgia Div.—Commander, Maj.-Gen. C. A. Evans, 442 Peach Tree street, Atlanta;

Adj.-Gen. and Chief of Staff, Col. John A. Miller, Atlanta.

Louisiana Div.—Commander, Maj.-Gen. Geo. H. Packwood, Clinton; Adj.-Gen. and Chief of Staff, Col. A. B. Booth, New Orleans.

Mississippi Div.—Commander, Maj.-Gen. W. D. Cameron, Meridian; Adj.-Gen. and Chief of Staff, Col. DeB. Waddell, Meridian.

Tennessee Div.—Commander, Maj.-Gen. G. W. Gordon, Memphis, Tenn.; Adj.-Gen. and Chief of Staff, Col. J. P. Hickman, Nashville.

Trans - Mississippi Dept. — Commander, Lieut.-Gen. W. L. Cabell, Dallas; Adj.-Gen. and Chief of Staff, Brig.-Gen. A. T. Watts, Dallas.

Arkansas Div.—Commander, Maj.-Gen. V. Y. Cook, Elmo; Adj.-Gen. and Chief of Staff, Col. J. P. Caldwell, Newport.

Indian Ter. Div.—Commander, Maj.-Gen. R. B. Coleman, McAlester, I. T.; Adj.-Gen. and Chief of Staff, Col. J. H. Reed, McAlester.

Missouri Div.—Commander, Maj.-Gen. R. McCulloch, Boonville, Mo.; Adj.-Gen. and Chief of Staff, Col. H. A. Newman, Huntsville.

Oklahoma Div.—Commander, Maj.-Gen. J. O. Casler, Oklahoma City; Adj.-Gen. and Chief of Staff, Col. W. R. Reagan, Oklahoma City.

Pacific Div.—Commander, Maj.-Gen. Spencer R. Thorpe, Los Angeles; Adj.-Gen. and Chief of Staff, Col. A. M. Fulkerson, Los Angeles.

Texas Div.—Commander, Maj.-Gen. K. M. Vanzandt, Fort Worth; Adj.-Gen. and Chief of Staff, Col. S. P. Green, Fort Worth.

Membership about 45,000.

The purpose of the society is strictly social, literary, historical and benevolent.

### UNITED SONS OF CONFEDERATE VETERANS.

(Organized July 1, 1896.)

Commander-in-Chief—R. B. Haughton, St. Louis, Mo.

Adjutant-General and Chief of Staff—William Horner Cocke, St. Louis, Mo.

Army of Northern Virginia Department—Commander, Edwin P. Cox, Richmond, Va.

Army of Tennessee Department—Commander, W. Armistead Collier, Jr., Memphis, Tenn.

Trans-Mississippi Department—Commander, Judge W. M. Kavanaugh, Little Rock, Ark. Membership July 31, 1901, 12,000.

### NATIONAL ASSOCIATION OF NAVAL VETERANS.

(Organized in New York city January, 1887.)

Commodore Commanding—John O. Shaw, Bath, Me.

Fleet Captain—W. Scott Smith, Washington, D. C.

Fleet Commander—W. E. Jacobs, New Haven, Conn.

Lt.-Commander—Jos. McCane, Chicago, Ill. Lieutenant—J. H. Butler, Eaton, O.

### NAVAL AND MILITARY ORDER OF THE SPANISH-AMERICAN WAR.

(Instituted Feb. 2, 1899.)

Commander—Theodore Roosevelt, U. S. V., president of the United States.

Senior Vice-Commander—Rear-Admiral Joseph N. Miller, U. S. N.

Junior Vice-Commander—Brig.-Gen. J. W. Clous, U. S. A.

Secretary—Surgeon M. H. Crawford, U. S. N.

Treasurer—Ensign Frank W. Toppin, U. S. N.

Registrar—Ensign E. N. Robinson, late U. S. N.  
Chaplain—J. C. Welwood, U. S. V.  
Council—Lieut. W. J. Sears, U. S. N.;

Brig.-Gen. W. F. Randolph, U. S. A.;  
 Capt. G. N. Whistler, U. S. N.; Major-  
 Surgeon L. L. Seaman, U. S. V.; Capt.  
 John T. Hilton, U. S. V.; Passed Assist-  
 ant Engineer A. B. Fry, late U. S. N.;

Ensign A. J. Henriques, late U. S. N.;  
 Capt. C. S. Andrews, U. S. V.; Lieut.  
 Paul R. Towne, U. S. V.

The order has a membership of 477.

**SOCIETY OF THE ARMY OF SANTIAGO DE CUBA.**

(Instituted July, 1898.)

President—Maj.-Gen. W. R. Shafter, San Francisco, Cal.  
 First Vice-President—Brig.-Gen. Joseph Wheeler, Wheeler, Ala.  
 Second Vice-President—Maj.-Gen. J. Ford Kent, Troy, N. Y.  
 Third Vice-President—Maj.-Gen. John C. Bates.  
 Fourth Vice-President—Maj.-Gen. A. R. Chaffee, Manila, P. I.  
 Secretary and Treasurer—Maj. Alfred C. Sharpe, war department, Washington, D. C.  
 Historian—Maj. G. Creighton Webb, New York, N. Y.  
 Registrar-General—Maj. Philip Reade, St. Paul, Minn.

Members of Council—Maj.-Gen. S. B. M. Young, U. S. V.; Maj.-Gen. H. S. Hawkins, U. S. V.; Maj.-Gen. A. R. Chaffee, U. S. V.; Maj.-Gen. S. S. Sumner, U. S. V.; Brig.-Gen. Adelbert Ames, U. S. V.; Brig.-Gen. W. F. Randolph, U. S. V.; Brig.-Gen. C. McKibbin, U. S. V.; Col. Theodore Roosevelt, 1st U. S. V. cavalry; Maj. E. D. Dimmick, 5th U. S. cavalry; Lt.-Col. Charles Dick, 8th Ohio Vol. Inf.

Membership is limited to officers and soldiers of the United States army who constituted the expeditionary force to Santiago and participated in the campaign between June 14 and July 17, 1898. Lineal descendants of members may unite with the order.

**VETERANS OF THE PORTO RICAN CAMPAIGN.**

(Organized June 5, 1900.)

National Commander—Maj.-Gen. John R. Brooke.  
 First Vice-Commander—Admiral W. S. Schley, U. S. N.  
 Second Vice-Commander—Gen. Eugene Griffin.  
 Third Vice-Commander—Capt. Charles D. Sigbee, U. S. N.

Fourth Vice-Commander—Col. A. B. Colt.  
 Treasurer—Maj. W. H. Crump.  
 Registrar—Maj. James Johnston.  
 Chaplain—Rev. J. C. Schinde.  
 Advisory Board—Gen. Peter C. Hains, U. S. A.; Col. D. J. Foster, III.; Gen. Albert Salliday, Wis.; Capt. C. M. Chester, U. S. N., and Col. George D. Donavin.

**MILITARY SURGEONS OF THE UNITED STATES.**

President—Lieut.-Col. John Van Rensselaer Hoff.

Sec'y—Brig.-Gen. R. A. Pilcher, U. S. A., retired.  
 Treasurer—Lieut. Herbert A. Arnold.

**NEWSPAPERS OF AMERICA IN 1901.**

[From Rowell's Directory.]

| STATE OR TERRITORY.       | Daily. | Weekly | Total.* | STATE OR TERRITORY.     | Daily. | Weekly | Total * |
|---------------------------|--------|--------|---------|-------------------------|--------|--------|---------|
| Alabama.....              | 20     | 190    | 239     | New Hampshire.....      | 14     | 72     | 96      |
| Alaska.....               | 2      | 6      | 8       | New Jersey.....         | 48     | 282    | 374     |
| Arizona.....              | 1      | 38     | 50      | New Mexico.....         | 4      | 45     | 53      |
| Arkansas.....             | 25     | 214    | 270     | New York.....           | 185    | 1,048  | 1,396   |
| California.....           | 111    | 435    | 681     | North Carolina.....     | 27     | 180    | 258     |
| Colorado.....             | 42     | 253    | 329     | North Dakota.....       | 7      | 142    | 158     |
| Connecticut.....          | 46     | 98     | 190     | Ohio.....               | 168    | 733    | 1,218   |
| Delaware.....             | 6      | 28     | 41      | Oklahoma.....           | 13     | 126    | 152     |
| District of Columbia..... | 4      | 30     | 84      | Oregon.....             | 17     | 144    | 193     |
| Florida.....              | 11     | 124    | 159     | Pennsylvania.....       | 197    | 903    | 1,396   |
| Georgia.....              | 26     | 280    | 359     | Philippine Islands..... | 4      | .....  | 4       |
| Hawaii.....               | 5      | 10     | 23      | Porto Rico.....         | 8      | .....  | 8       |
| Idaho.....                | 4      | 59     | 72      | Rhode Island.....       | 12     | 30     | 58      |
| Illinois.....             | 182    | 1,104  | 1,726   | South Carolina.....     | 10     | 94     | 131     |
| Indiana.....              | 149    | 592    | 862     | South Dakota.....       | 17     | 285    | 273     |
| Indian Territory.....     | 9      | 81     | 94      | Tennessee.....          | 14     | 220    | 288     |
| Iowa.....                 | 63     | 880    | 1,082   | Texas.....              | 71     | 646    | 815     |
| Kansas.....               | 49     | 596    | 707     | Utah.....               | 5      | 51     | 73      |
| Kentucky.....             | 28     | 259    | 320     | Vermont.....            | 9      | 55     | 77      |
| Louisiana.....            | 24     | 146    | 195     | Virginia.....           | 31     | 161    | 244     |
| Maine.....                | 15     | 90     | 153     | Washington.....         | 16     | 174    | 226     |
| Maryland.....             | 17     | 145    | 208     | West Virginia.....      | 20     | 154    | 191     |
| Massachusetts.....        | 86     | 334    | 619     | Wisconsin.....          | 64     | 520    | 657     |
| Michigan.....             | 77     | 604    | 811     | Wyoming.....            | 4      | 32     | 39      |
| Minnesota.....            | 36     | 590    | 683     |                         |        |        |         |
| Mississippi.....          | 14     | 181    | 224     | Total.....              | 2,158  | 14,827 | 20,879  |
| Missouri.....             | 84     | 780    | 1,045   |                         |        |        |         |
| Montana.....              | 12     | 74     | 95      | Canada.....             | 110    | 643    | 930     |
| Nebraska.....             | 28     | 523    | 608     | Newfoundland.....       | 3      | 5      | 8       |
| Nevada.....               | 7      | 20     | 30      | Cuba.....               | 11     | 9      | 27      |

\*Includes all periodicals.

## TRUSTS AND COMBINATIONS.

## UNITED STATES STEEL CORPORATION.

Capital, \$1,100,000,000.

Incorporated under the laws of New Jersey April, 1901.

Chief organizer, J. Pierpont Morgan.

President, Charles M. Schwab.

Executive committee: Judge E. S. Gary, chairman; Daniel G. Reid, William Edenborn, E. C. Converse, Percival Roberts and Charles Steele.

Among the heavy stockholders are Andrew Carnegie, J. Pierpont Morgan, John D. Rockefeller, Abram Hewitt, Marshall Field, W. H. Moore, P. A. B. Widener, Henry C. Frick and Clement A. Griscom.

Following is a list of the constituent companies of the corporation with the capitalization of each:

|                                  |               |
|----------------------------------|---------------|
| Carnegie Steel company.....      | \$160,000,000 |
| Federal Steel company.....       | 99,745,000    |
| American Steel and Wire com'p'y. | 90,000,000    |
| National Tube company.....       | 80,000,000    |
| American Bridge company.....     | 70,000,000    |
| National Steel company.....      | 59,000,000    |
| American Sheet Steel company.... | 49,000,000    |
| American Tin Plate company.....  | 46,325,000    |
| American Steel Hoop company....  | 33,000,000    |
| Lake Superior Consolidated Iron  |               |
| Mines company.....               | 30,000,000    |
| Shelby Steel Tube company.....   | 15,000,000    |

## OTHER TRUSTS AND COMBINATIONS.

The first half of the year 1901 saw more and greater combinations of capital brought about than ever before in the history of the country. Though it had been supposed that the record of the first eight months of 1900 was in no danger of being exceeded, it was, as will be seen from the following comparison:

|                | 1901.         | 1900.         |
|----------------|---------------|---------------|
| January .....  | \$105,250,000 | \$203,750,000 |
| February ..... | 79,500,000    | 124,350,000   |
| March .....    | 190,500,000   | 502,900,000   |
| April .....    | 1,314,150,000 | 325,250,000   |
| May .....      | 177,980,000   | 261,600,000   |
| June .....     | 396,200,000   | 166,200,000   |
| July .....     | 236,325,000   | 185,700,000   |
| August .....   | 57,450,000    | 99,900,000    |

Total, 8 months, \$2,467,355,000 \$1,865,650,000

Following is a list of some of the more important of the combinations effected in the course of the year:

Allis-Chalmers company, stationary engines and heavy machinery; capital, \$50,000,000. (The company includes four concerns—the E. P. Allis company of Milwaukee, Fraser & Chalmers of Chicago, Gates iron works of Chicago and the Dickson Manufacturing company of Scranton, Pa.)

Amalgamated Copper company; capital, \$155,000,000. (Absorbed the Butte and Boston and the Boston and Montana companies. Among the heavy stockholders are: Hugh J. Grant, 1,000 shares; E. C. Bogert, 30,450; Leonard Lewisohn, 30,000; J. H. Bache & Co., 3,048; Francis B. Beaumont, 1,850; H. G. Bechtel, 5,779; E. J. Bosworth, 6,300; Brown, Riley & Co., 5,438; Henry Clews & Co., 8,380; C. H. Clark, 13,550; W. A. Jennings, 5,500; Thomas Moffitt, 8,740; William Rockefeller, 6,100; H. H. Rogers, 5,000; John W. Sterling, 6,900; R. L. Day & Co., 5,500; Ladenburg, Thalmann & Co., 10,736.)

American Can company; capital, \$88,000,000. (President, Edwin Norton of Chicago; secretary, F. S. Wheeler. Board of directors: William H. Moore, J. H. Moore, D. G. Reid, W. B. Leeds, W. T. Graham, F. S. Wheeler, Warren Arms, Edwin Norton, C. S. Guthrie, H. P. Akin, James McLean, F. A. Assman, E. P. Breckinridge, F. Rudolph, H. W. Phelps, S. A. Ginna, W. M. Leeds, George G. McMurtree, Henry Wick and Irvin Ayres. Ninety-two firms entered the combination.)

American Hydraulic Brick company; capital, \$15,000,000.

American Locomotive company; capital, \$50,000,000. (President, S. E. Callaway. All the important locomotive manufactories except those of the H. K. Potter and Baldwin companies were included in the combination.)

American Plow company; incorporated under the laws of New Jersey with a capital of only \$100,000; the real capital is placed at \$100,000,000. (Includes nearly all of the plow and agricultural implement manufactories in the country.)

American Smelting and Refining company; capital, \$100,000,000.

Associated Merchants' company (dry goods); capital, \$20,000,000.

Cambria Steel company; capital, \$50,000,000. Includes the Conemaugh company.

Consolidated Tobacco company; capital, \$30,000,000.

Continental Casualty company (insurance); capital, \$50,000,000.

Eastern Milling and Export company; capital, \$4,000,000.

Great Western Cereal company; capital, \$3,000,000.

Hartford Carpet company; capital, \$5,000,000.

International Machinery company; capital, \$10,000,000.

National Bread company; capital, \$3,000,000.

National Witch Hazel company; capital, \$3,000,000.

North American Trust company; capital, \$50,000,000.

Pacific Packing and Navigation company (salmon trust); capital, \$25,000,000.

Photographic Dry Plate company; capital, \$30,000,000.

United Box Board and Paper company (strawboard trust); capital, \$30,000,000.

United States Cotton Duck corporation; capital, \$50,000,000.

United States Plaster company; capital, \$13,000,000.

United States Shipbuilding company; capital, \$85,000,000. (The companies included are: Newport News Shipbuilding and Drydock company, the Union iron works, the Bath Iron Works, Limited, at Bath, Me.; the Hyle Windlass company at Bath, Lewis Nixon's Crescent shipyard at Elizabethport, the Samuel L. Moore & Sons company of Elizabethport and the Canda Manufacturing company of Carteret, N. J.)

United Telegraph and Telephone company; capital, \$5,000,000.

Western Consolidated Stone company; capital, \$6,000,000.

THE PUBLIC DOMAIN.

VACANT LANDS IN THE UNITED STATES AT THE CLOSE OF THE FISCAL YEAR ENDED JUNE 30, 1901.

[From the report of the commissioner of the land office.]

| STATE OR TERRITORY.   | AREA UNAPPROPRIATED AND UNRESERVED. |             |                   | Area reserved.   | Area appropriated.   |
|-----------------------|-------------------------------------|-------------|-------------------|------------------|----------------------|
|                       | Surveyed.                           | Unsurveyed. | Total.            |                  |                      |
| Alabama.....          | Acres.<br>312,630                   |             | Acres.<br>312,630 | Acres.<br>52,820 | Acres.<br>32,292,470 |
| Alaska.....           | *                                   | 367,983,506 | 367,983,506       | †120,174         | *.....               |
| Arizona.....          | 11,615,248                          | 37,155,806  | 48,771,054        | 18,285,008       | 5,796,258            |
| Arkansas.....         | 3,224,128                           |             | 3,224,128         | 2,560            | 30,316,992           |
| California.....       | 34,052,596                          | 7,906,412   | 42,049,008        | 16,063,670       | 41,857,242           |
| Colorado.....         | 34,719,759                          | 4,396,055   | 39,115,814        | 5,694,161        | 21,538,185           |
| Florida.....          | 1,299,704                           | 160,070     | 1,459,774         | 19,259           | 39,593,607           |
| Idaho.....            | 11,680,089                          | 30,795,087  | 42,475,176        | 1,747,311        | 9,070,953            |
| Illinois.....         |                                     |             |                   |                  | 35,842,560           |
| Indiana.....          |                                     |             |                   |                  | 22,950,400           |
| Indian Territory..... |                                     |             |                   | 19,658,880       |                      |
| Iowa.....             |                                     |             |                   |                  | 35,645,080           |
| Kansas.....           | 1,085,315                           |             | 1,085,315         | 987,875          | 50,309,530           |
| Louisiana.....        | 254,317                             | 65,013      | 319,335           | 1,468,434        | 27,287,591           |
| Michigan.....         | 462,157                             |             | 462,157           | 87,746           | 36,269,297           |
| Minnesota.....        | 1,967,285                           | 2,172,908   | 4,140,193         | 4,938,508        | 42,119,379           |
| Mississippi.....      | 195,980                             |             | 195,980           |                  | 29,489,140           |
| Missouri.....         | 281,727                             |             | 281,727           |                  | 43,514,113           |
| Montana.....          | 19,138,446                          | 46,664,861  | 65,803,307        | 12,347,531       | 15,442,762           |
| Nebraska.....         | 9,926,670                           |             | 9,926,670         | 69,642           | 39,140,908           |
| Nevada.....           | 29,667,377                          | 31,654,848  | 61,322,225        | 5,983,409        | 3,031,006            |
| New Mexico.....       | 41,108,508                          | 14,480,616  | 55,589,124        | 6,385,181        | 16,454,495           |
| North Dakota.....     | 11,973,738                          | 4,982,753   | 16,956,491        | 3,370,491        | 24,583,038           |
| Ohio.....             |                                     |             |                   |                  | 26,082,720           |
| Oklahoma.....         | 4,653,005                           |             | 4,653,005         | 7,157,868        | 12,962,927           |
| Oregon.....           | 23,642,364                          | 10,141,659  | 33,784,023        | 5,500,821        | 21,992,596           |
| South Dakota.....     | 11,471,138                          | 397,806     | 11,868,944        | 12,802,946       | 24,534,450           |
| Utah.....             | 10,330,242                          | 31,685,513  | 42,015,755        | 5,487,688        | 4,337,917            |
| Washington.....       | 5,613,943                           | 6,299,221   | 11,913,164        | 10,764,568       | 20,069,146           |
| Wisconsin.....        | 230,813                             |             | 230,813           | 365,358          | 34,678,714           |
| Wyoming.....          | 42,769,587                          | 4,887,309   | 47,656,896        | 7,995,018        | 6,781,366            |
| Grand total.....      | 312,177,366                         | 601,919,608 | 914,096,974       | 147,356,902      | 748,085,364          |

\*The unreserved lands in Alaska are mostly unsurveyed and unappropriated, †so far as estimated.

NOTE—There are in Porto Rico approximately 892,118 acres of public lands, but identification will be difficult owing to loose and disordered condition of the archives of the island. The land office had not up to December, 1901, been authorized to survey or sell the public land. In the Philippines there is also a large proportion of land belonging to the public domain. Much of it is

covered by valuable timber and other parts of it are rich in minerals, but, as in Porto Rico, the documents necessary to identification are either lacking altogether or are in a state of hopeless confusion. Congress has forbidden the sale or lease of public lands in the Philippine islands, and for the present no cutting of timber or mining is permitted.

DISPOSAL OF PUBLIC LANDS.

The following is a statement of the acreage disposed of during the fiscal year ended June 30, 1901:

| CASH SALES.                                | Acres.     |
|--|------------|
| Private entries.....                       | 18,244.64  |
| Public auction.....                        | 65,597.94  |
| Pre-emption entries.....                   | 11,905.82  |
| Timber and stone entries.....              | 396,445.61 |
| Mineral-land entries.....                  | 67,036.43  |
| Desert-land entries (original)....         | 636,382.56 |
| Excess on homestead and other entries..... | 20,051.01  |
| Coal-land entries.....                     | 10,955.91  |
| Supplemental payments.....                 | 80.80      |
| Act March 3, 1837.....                     | 12,354.51  |
| Town sites.....                            | 338.13     |
| Abandoned military reservations.....       | 881.22     |
| Soldiers' additional final entries.....    | 170.95     |
| Excesses on Chippewa homesteads.....       | 77.59      |
| Cash payments, homestead entries.....      | 8,512.72   |

|   |                |
|---|----------------|
| Town lots.....                            | Acres.<br>4.07 |
| Sold under special acts.....              | 2,629.08       |
| Total.....                                | 1,301,668.94   |
| MISCELLANEOUS.                            |                |
| Homestead entries (original)*....         | 9,479,275.05   |
| Entries with—                             |                |
| Military-bounty land warrants.....        | 675.96         |
| Agricultural-college scrip.....           | 320.00         |
| Private land scrip.....                   | 440.00         |
| Valentine scrip.....                      | 80.00          |
| Sioux half-breed scrip.....               | 1,922.43       |
| Chippewa scrip, Red Lake and Pembina..... | 319.94         |
| Chippewa half-breed scrip.....            | 160.00         |
| State selections.....                     | 1,432,462.28   |
| Railroad selections.....                  | 2,833,329.68   |
| Wagon-road selections.....                | 153,671.14     |
| Indian allotments.....                    | 10,808.37      |

|  |            |
|--|------------|
| Small holdings.....                      | 973.15     |
| Donation act.....                        | 138.65     |
| Swamp lands patented.....                | 215,963.86 |
| Swamp land indemnity lands patented..... | 3,239.83   |

Total miscellaneous.....14,151,780.34

Total area of public land entries and selections.....15,453,449.28

## INDIAN LANDS.

|   |           |
|---|-----------|
| Cherokee.....                           | 184.88    |
| Klamath Indian reserve.....             | 2,023.22  |
| Southern Ute.....                       | 7,009.98  |
| Ute.....                                | 31,401.85 |
| Osage trust and diminished reserve..... | 10,178.34 |
| Chippewa and Munsee.....                | 1,356.22  |
| Chippewa.....                           | 38,094.89 |
| Sioux.....                              | 1,317.94  |
| Flathead.....                           | 2,245.09  |
| Otoe and Missouriia.....                | 11,469.62 |
| Ponca.....                              | 17.90     |
| Omaha.....                              | 2,674.25  |
| Colville Indian reserve.....            | 1,257.58  |
| Uintah and White River reserve.....     | 115.26    |

Total.....109,347.02

Grand total.....15,562,796.30

## RECAPITULATION.

|                                 |               |
|---------------------------------|---------------|
| Area sold for cash.....         | 1,301,668.94  |
| Area miscellaneous entries..... | 14,151,780.34 |
| Area Indian lands.....          | 109,347.02    |

Aggregate.....15,562,796.30

## RECEIPTS OF THE LAND OFFICE.

|   |                |
|---|----------------|
| Total receipts from disposal of public land.....                                    | \$4,307,437.15 |
| Total receipts from disposal of Indian land.....                                    | 585,661.27     |
| Total receipts from deprecations on public land.....                                | 36,471.83      |
| Total receipts from sales of timber under acts March 3, 1891, and June 4, 1897..... | 25,305.95      |
| Total receipts from sales of government property (old office furniture, etc.).....  | 597.78         |
| Total receipts for furnishing copies of records and plats.....                      | 16,686.81      |

Grand total.....\$4,972,160.79

\*The original homestead entries, final homestead entries and commuted homestead entries made during the fiscal year aggregated 111,390 and embraced 15,455,057.46 acres for actual homes to American settlers.

## MEMBERS OF THE FRENCH ACADEMY.

| No. and name.                                 | Elected. | No. and name.  | Elected. |
|---|----------|--|----------|
| 1. Legouvé, Gabriel, b. 1807.....             | 1855     | 26. Thibault, Jacques (Anatole France), b. 1844..... | 1896     |
| 2. Ollivier, Emile, b. 1825.....              | 1840     | 27. Beaugrand, Marquis de, b. 1844.....              | 1896     |
| 3. Mézières, Alfred, b. 1826.....             | 1874     | 28. Paris, Gaston, b. 1839.....                      | 1896     |
| 4. Boissier, Marie Louis, b. 1823.....        | 1876     | 29. Theuriet, André, b. 1833.....                    | 1896     |
| 5. Sardon, Victorien, b. 1831.....            | 1877     | 30. Vandal, Louis, b. 1861.....                      | 1896     |
| 6. Audiffret-Pasquier, Duc de, b. 1823.....   | 1878     | 31. Mun, Albert, Comte de, b. 1841.....              | 1897     |
| 7. Rousse, Aimé, b. 1816.....                 | 1880     | 32. Hanotaux, Gabriel, b. 1853.....                  | 1897     |
| 8. Sully-Prudhomme, René, b. 1839.....        | 1881     | 33. Guillaume, Jean, b. 1822.....                    | 1898     |
| 9. Perraud, Adolphe, b. 1828.....             | 1882     | 34. Lavedan, Henri, b. 1859.....                     | 1899     |
| 10. Coppée, Francis, b. 1842.....             | 1884     | 35. Deschanel, Paul, b. 1856.....                    | 1899     |
| 11. Halevy, Ludovic, b. 1834.....             | 1884     | 36. Hervieu, Paul, b. 1857.....                      | 1900     |
| 12. Gréard, Vallery, b. 1828.....             | 1886     | 37. Faguot, Emile, b. 1847.....                      | 1900     |
| 13. Haussouville, Comte de, b. 1843.....      | 1886     | 38. Berthelot, Eugène, b. 1827.....                  | 1900     |
| 14. Claretie, Jules, b. 1840.....             | 1888     | 39. Rostand, Edmond, b. 1868.....                    | 1901     |
| 15. Vogue, Eugène, Vicomte de, b. 1848.....   | 1888     | 40. Vogue, Vicomte de, b. 1829.....                  | 1901     |
| 16. Freycinet, Charles de, b. 1828.....       | 1890     |  |          |
| 17. Viaud, Louis (Pierre Loti), b. 1850.....  | 1891     |  |          |
| 18. Vavisse, Ernest, b. 1842.....             | 1892     |  |          |
| 19. Thureau-Dangau, Paul, b. 1837.....        | 1893     |  |          |
| 20. Brunetière, Marie Ferdinand, b. 1849..... | 1893     |  |          |
| 21. Sorel, Albert, b. 1842.....               | 1894     |  |          |
| 22. Hérédia, José, b. 1842.....               | 1894     |  |          |
| 23. Bourget, Paul, b. 1852.....               | 1894     |  |          |
| 24. Houssaye, Henri, b. 1848.....             | 1894     |  |          |
| 25. Lemaitre, Jules, b. 1853.....             | 1895     |  |          |

The Academie Française, or French academy, was instituted in 1635. It is a part of the Institute of France, and its particular function is to conserve the French language, foster literature and encourage genius. The members are forty in number and are popularly known as the "forty immortals."

## SMALLEST LIBRARY IN THE WORLD.

According to "La Bibliofilia," the smallest library in the world, not in numbers but in the size of the books it contains, is one of about 1,500 volumes owned by an Italian mining engineer named Solomon. It is made up of Dutch "hijlput" editions which

were printed in the seventeenth and eighteenth centuries.

The smallest book in the collection is one of 160 pages. It is about an inch square and a little more than one-tenth of an inch in thickness.

## LIFE INSURANCE PAYMENTS IN 1900.

[Insurance Press, June 12, 1901.]

|   |               |   |               |
|---|---------------|---|---------------|
| Claims paid in U. S. and Canada.....              | \$197,831,811 | Annuities (estimated).....  | \$5,000,000   |
| Dividend payments (N. Y. report).....             | 22,568,261    | Claims paid by companies not reporting to N. Y. insurance dept..... | 6,000,000     |
| Cash surrender vals. (N. Y. report).....          | 22,190,894    | Grand total.....  | \$273,590,876 |
| Claims paid in foreign countries (estimated)..... | 20,000,000    |   |               |



**FOREST RESERVATIONS.**

There are forty-one forest reserves in the United States, created by presidential proclamations under section 24 of the act of March 3, 1891, embracing an estimated area of 46,410,209 acres, as follows:

| STATE OR TERRITORY.       | Name of reserve.  | Date of proclamation creating reserve or changing boundary thereof. | Present estimated area, in acres. |
|---------------------------|---|---|-----------------------------------|
| Alaska .....              | Afognak Forest and Fish Culture reserve (reserved under sections 24 and 14, act March 3, 1891).....                                       | Dec. 24, 1892   | 403,640                           |
| Arizona .....             | Grand Canyon Forest reserve.....  | Feb. 20, 1893   | 1,851,520                         |
|                           | The San Francisco Mountains Forest reserves.....  | Aug. 17, 1898   | 975,360                           |
|                           | The Black Mesa Forest reserve.....  | Aug. 17, 1898   | 1,658,880                         |
|                           | The Prescott Forest reserve.....  | Oct. 21, 1899   | 423,680                           |
| California.....           | San Gabriel Timber Land reserve.....  | Dec. 20, 1892   | 555,520                           |
|                           | Sierra Forest reserve.....  | Feb. 14, 1893   | 4,096,000                         |
|                           | San Bernardino Forest reserve.....  | Feb. 25, 1893   | 737,280                           |
|                           | The Trabuco Canyon Forest reserve.....  | Feb. 25, 1893   | 109,920                           |
|                           | The Stanislaus Forest reserve.....  | Jan. 30, 1899   | 691,200                           |
|                           | The San Jacinto Forest reserve.....   | Feb. 22, 1897   | 737,280                           |
|                           | The Pine Mountain and Zaca Lake Forest reserve.....   | Mar. 2, 1898  | 1,614,594                         |
|                           | The Lake Tahoe Forest reserve.....  | June 23, 1892   | 136,353                           |
|                           | The Santa Ynez Forest reserve.....  | April 13, 1899  | 145,000                           |
| Colorado.....             | White River Plateau Timber Land reserve   | Oct. 16, 1891   | 1,198,080                         |
|                           | Pike's Peak Timber Land reserve.....  | Feb. 11, 1892   | 184,320                           |
|                           | Plum Creek Timber Land reserve.....   | Mar. 18, 1892   | 179,200                           |
|                           | The South Platte Forest reserve.....  | June 23, 1892   | 683,520                           |
|                           | Battlement Mesa Forest reserve.....   | Dec. 9, 1892  | 858,240                           |
| Idaho and Montana.....    | The Bitter Root Forest reserve.....   | Dec. 24, 1892   | 4,147,200                         |
| Idaho and Washington..... | The Priest River Forest reserve.....  | Feb. 22, 1897   | 645,120                           |
| Montana.....              | The Flathead Forest reserve.....  | Feb. 22, 1897   | 1,382,400                         |
|                           | The Lewis and Clarke Forest reserve.....  | Feb. 22, 1897   | 2,926,080                         |
|                           | The Gallatin Forest reserves.....   | Feb. 10, 1899   | 40,320                            |
| New Mexico.....           | The Pecos River Forest reserve.....   | Jan. 11, 1892   | 431,040                           |
|                           | The Gila River Forest reserve.....  | Mar. 2, 1899  | 2,327,040                         |
| Oklahoma.....             | Wichita Forest reserve.....   | May 27, 1898  | 57,120                            |
| Oregon.....               | Bull Run Timber Land reserve.....   | July 4, 1901  | 142,080                           |
|                           | The Cascade Range Forest reserve.....   | June 17, 1892   | 4,588,800                         |
|                           | Ashland Forest reserve.....   | Sept. 28, 1893  | 13,560                            |
| So. Dakota and Wyoming    | The Black Hills Forest reserve.....   | July 1, 1901  | 1,211,680                         |
| Utah.....                 | The Uintah Forest reserve.....  | Sept. 28, 1893  | 875,520                           |
|                           | The Fish Lake Forest reserve.....   | Feb. 22, 1897   | 67,840                            |
|                           | The Payson Forest reserve.....  | Sept. 19, 1898  | 86,400                            |
| Washington.....           | The Washington Forest reserve.....  | Feb. 22, 1897   | 3,426,400                         |
|                           | The Olympia Forest reserve.....   | Apr. 3, 1901  | 1,466,880                         |
|                           | The Mount Rainier Forest reserve (area reduced March 2, 1899, by act of Congress creating the Mount Rainier National park; 30 Stat., 936) | Feb. 22, 1897   | 2,027,520                         |
| Wyoming.....              | Yellowstone Park Timber Land reserve ...  | Mar. 30, 1891   | 1,239,040                         |
|                           | The Big Horn Forest reserve.....  | Sept. 10, 1891  | 1,147,840                         |
|                           | The Teton Forest reserve.....   | Feb. 22, 1897   | 829,440                           |
|                           | The Crow Creek Forest reserve.....  | June 29, 1900   | 56,520                            |
|                           |   | Feb. 22, 1897   |                                   |
|                           |   | Oct. 10, 1900   |                                   |

\*Even sections only.

**WOOL IMPORTED INTO THE UNITED STATES.**

More than 98 per cent of the wool brought into the United States is received at New York, Boston and Philadelphia. During the fiscal year ended June 30, 1901, the total amount imported at these ports was 101,518,521 pounds. Of this approximately 22 per cent came from British Australasia, 16 per cent from the united kingdom, 14 per

cent from Argentina, 13 per cent from Russia, 9 per cent from the Chinese empire, 8 per cent from Turkey and the remainder from other countries.

For the previous five years the total importations were: In 1896, 225,938,322 pounds; 1897, 332,495,042; 1898, 130,083,012; 1899, 75,498,636; 1900, 152,663,872.

## STATISTICS OF EDUCATION.

POPULATION, ENROLLMENT, AVERAGE DAILY ATTENDANCE, NUMBER AND SEX OF TEACHERS IN COMMON SCHOOLS (1900-1901).

| STATE OR TERRITORY.         | Total population in 1900. | Pupils enrolled in elementary and secondary schools. | Per cent of population enrolled. | Average daily attendance. | TEACHERS. |         |         |
|-----------------------------|---------------------------|--|----------------------------------|---------------------------|-----------|---------|---------|
|                             |                           |  |                                  |                           | Male.     | Female. | Total.  |
| United States.....          | 75,272,653                | 15,341,220   | 20.38                            | 10,513,518                | 127,529   | 293,750 | 421,288 |
| North Atlantic Division.... | 20,988,795                | 3,633,240  | 17.32                            | 2,631,368                 | 19,110    | 84,622  | 103,732 |
| South Atlantic Division.... | 10,400,987                | 2,174,083  | 20.91                            | 1,326,684                 | 20,107    | 28,901  | 49,008  |
| South Central Division....  | 13,568,457                | 2,912,698  | 21.46                            | 1,945,889                 | 29,561    | 32,807  | 62,368  |
| North Central Division....  | 26,262,408                | 5,823,019  | 22.16                            | 4,066,169                 | 52,715    | 129,201 | 181,916 |
| Western Division.....       | 4,052,086                 | 798,180  | 19.70                            | 543,414                   | 6,036     | 18,228  | 24,264  |
| North Atlantic Division—    |                           |  |                                  |                           |           |         |         |
| Maine.....                  | 694,466                   | 130,913  | 18.86                            | 97,697                    | 1,085     | 5,360   | 6,445   |
| New Hampshire.....          | 407,950                   | 65,193   | 15.98                            | 47,733                    | 256       | 2,714   | 2,970   |
| Vermont.....                | 343,641                   | 65,964   | 19.20                            | 47,020                    | 510       | 3,232   | 3,742   |
| Massachusetts.....          | 2,905,346                 | 474,891  | 16.33                            | 306,136                   | 1,196     | 12,379  | 13,575  |
| Rhode Island.....           | 419,410                   | 64,587   | 15.39                            | 46,087                    | 207       | 1,706   | 1,913   |
| Connecticut.....            | 908,355                   | 155,228  | 17.09                            | 111,564                   | 391       | 3,769   | 4,160   |
| New York.....               | 7,268,012                 | 1,209,574  | 16.64                            | 857,488                   | 5,188     | 29,690  | 34,848  |
| New Jersey.....             | 1,839,500                 | 315,055  | 17.12                            | 203,003                   | 883       | 5,806   | 6,689   |
| Pennsylvania.....           | 6,302,115                 | 1,151,890  | 18.28                            | 854,640                   | 9,394     | 19,936  | 29,390  |
| South Atlantic Division—    |                           |  |                                  |                           |           |         |         |
| Delaware.....               | 171,620                   | 33,174   | 19.33                            | 22,693                    | 213       | 622     | 840     |
| Maryland.....               | 1,179,500                 | 229,332  | 19.44                            | 132,685                   | 1,162     | 3,965   | 5,127   |
| District of Columbia.....   | 278,718                   | 46,519   | 16.69                            | 35,463                    | 161       | 1,065   | 1,226   |
| Virginia.....               | 1,833,300                 | 358,825  | 19.58                            | 203,136                   | 2,009     | 5,927   | 8,896   |
| West Virginia.....          | 958,800                   | 232,343  | 24.23                            | 151,254                   | 4,125     | 3,074   | 7,179   |
| North Carolina.....         | 1,893,810                 | 400,452  | 21.15                            | 206,918                   | 3,650     | 3,737   | 7,387   |
| South Carolina.....         | 1,340,316                 | 281,891  | 21.03                            | 201,295                   | 2,422     | 3,142   | 5,564   |
| Georgia.....                | 2,216,331                 | 482,673  | 21.78                            | 298,237                   | 4,453     | 5,667   | 10,120  |
| Florida.....                | 623,542                   | 108,874  | 20.60                            | 75,003                    | 1,007     | 1,722   | 2,729   |
| South Central Division—     |                           |  |                                  |                           |           |         |         |
| Kentucky.....               | 2,056,100                 | 501,303  | 24.41                            | 308,697                   | 4,909     | 5,051   | 9,960   |
| Tennessee.....              | 2,030,616                 | 485,354  | 24.02                            | 338,566                   | 4,960     | 4,235   | 9,195   |
| Alabama.....                | 1,828,697                 | 376,423  | 20.59                            | 297,896                   | 1,977     | 4,601   | 6,578   |
| Mississippi.....            | 1,522,900                 | 360,177  | 23.65                            | 203,505                   | 3,216     | 4,490   | 8,156   |
| Louisiana.....              | 1,391,625                 | 196,169  | 14.20                            | 146,323                   | 1,991     | 2,166   | 4,157   |
| Texas.....                  | 3,043,710                 | 573,418  | 18.97                            | 393,780                   | 7,948     | 7,672   | 15,020  |
| Arkansas.....               | 1,311,564                 | 314,632  | 23.99                            | 195,401                   | 4,156     | 2,863   | 6,959   |
| Oklahoma.....               | 398,245                   | 99,602   | 25.02                            | 63,718                    | 1,004     | 1,389   | 2,343   |
| Indian Territory.....       |                           |  |                                  |                           |           |         |         |
| North Central Division—     |                           |  |                                  |                           |           |         |         |
| Ohio.....                   | 4,157,545                 | 829,160  | 19.95                            | 616,365                   | 10,502    | 15,515  | 26,017  |
| Indiana.....                | 2,516,462                 | 564,807  | 22.44                            | 429,566                   | 7,208     | 8,409   | 15,617  |
| Illinois.....               | 4,821,550                 | 958,911  | 19.89                            | 737,576                   | 6,950     | 19,383  | 26,313  |
| Michigan.....               | 2,384,000                 | 498,665  | 20.92                            | 350,000                   | 3,471     | 12,093  | 15,564  |
| Wisconsin.....              | 2,069,042                 | 445,142  | 21.51                            | 309,900                   | 2,403     | 10,660  | 13,063  |
| Minnesota.....              | 1,751,394                 | 399,207  | 22.79                            | 243,224                   | 2,052     | 8,534   | 10,586  |
| Iowa.....                   | 2,196,000                 | 554,092  | 25.28                            | 394,409                   | 5,555     | 22,839  | 28,694  |
| Missouri.....               | 3,106,665                 | 719,817  | 23.17                            | 460,012                   | 6,097     | 10,101  | 16,201  |
| North Dakota.....           | 319,146                   | 77,636   | 24.34                            | 43,660                    | 1,178     | 2,905   | 4,083   |
| South Dakota.....           | 401,570                   | 96,322   | 24.11                            | 63,000                    | 1,172     | 3,630   | 4,802   |
| Nebraska.....               | 1,063,539                 | 283,227  | 26.97                            | 181,874                   | 2,062     | 7,401   | 9,463   |
| Kansas.....                 | 1,470,495                 | 389,538  | 26.49                            | 261,783                   | 3,765     | 7,748   | 11,513  |
| Western Division—           |                           |  |                                  |                           |           |         |         |
| Montana.....                | 243,329                   | 39,430   | 16.20                            | 24,100                    | 202       | 1,012   | 1,214   |
| Wyoming.....                | 92,531                    | 14,512   | 15.69                            | 10,169                    | 89        | 481     | 570     |
| Colorado.....               | 539,700                   | 117,555  | 21.78                            | 73,291                    | 753       | 2,844   | 3,597   |
| New Mexico.....             | 195,310                   | 36,735   | 18.81                            | 22,433                    | 533       | 433     | 966     |
| Arizona.....                | 122,931                   | 16,504   | 13.42                            | 10,177                    | 109       | 290     | 369     |
| Utah.....                   | 276,749                   | 73,042   | 26.39                            | 50,595                    | 535       | 931     | 1,466   |
| Nevada.....                 | 42,335                    | 6,676  | 15.77                            | 4,638                     | 36        | 288     | 324     |
| Idaho.....                  | 161,772                   | 36,669   | 22.67                            | 21,962                    | 331       | 729     | 1,060   |
| Washington.....             | 478,840                   | 97,916   | 20.45                            | 64,192                    | 1,033     | 2,288   | 3,321   |
| Oregon.....                 | 413,536                   | 89,405   | 21.62                            | 64,411                    | 1,064     | 2,678   | 3,742   |
| California.....             | 1,480,053                 | 269,736  | 18.17                            | 197,395                   | 1,351     | 6,254   | 7,605   |

INSTRUCTORS AND STUDENTS IN PUBLIC HIGH SCHOOLS AND IN PRIVATE HIGH SCHOOLS AND ACADEMIES (1900-1901).

| STATE OR TERRITORY.    | PUBLIC HIGH SCHOOLS. |                     |         |                     | PRIVATE SECONDARY SCHOOLS. |         |                     |         |                     |         |
|------------------------|----------------------|---------------------|---------|---------------------|----------------------------|---------|---------------------|---------|---------------------|---------|
|                        | Number.              | Secondary teachers. |         | Secondary students. |                            | Number. | Secondary teachers. |         | Secondary students. |         |
|                        |                      | Male.               | Female. | Male.               | Female.                    |         | Male.               | Female. | Male.               | Female. |
| United States.....     | 6,005                | 10,172              | 10,200  | 216,207             | 203,044                    | 1,978   | 4,275               | 5,842   | 55,734              | 55,063  |
| North Atlantic Div.... | 1,448                | 2,726               | 3,925   | 73,333              | 96,072                     | 639     | 1,824               | 2,489   | 21,433              | 19,343  |
| South Atlantic Div.... | 449                  | 655                 | 536     | 10,553              | 16,460                     | 400     | 750                 | 848     | 10,171              | 10,031  |
| South Central Div....  | 675                  | 696                 | 723     | 16,080              | 23,589                     | 417     | 627                 | 758     | 11,238              | 10,734  |
| North Central Div....  | 3,163                | 5,209               | 4,476   | 104,380             | 149,836                    | 364     | 824                 | 1,289   | 10,015              | 11,559  |
| Western Div.....       | 270                  | 586                 | 540     | 11,261              | 17,087                     | 128     | 250                 | 422     | 2,317               | 3,387   |
| North Atlantic Div.—   |                      |                     |         |                     |                            |         |                     |         |                     |         |
| Maine.....             | 154                  | 174                 | 169     | 3,828               | 4,921                      | 33      | 43                  | 85      | 1,042               | 1,347   |
| New Hampshire.....     | 57                   | 70                  | 102     | 1,602               | 2,102                      | 33      | 111                 | 61      | 1,642               | 958     |
| Vermont.....           | 55                   | 59                  | 92      | 1,482               | 1,956                      | 17      | 26                  | 44      | 496                 | 539     |
| Massachusetts.....     | 237                  | 557                 | 955     | 15,718              | 20,226                     | 97      | 257                 | 427     | 3,034               | 2,877   |
| Rhode Island.....      | 20                   | 74                  | 89      | 1,476               | 1,974                      | 14      | 32                  | 47      | 365                 | 289     |
| Connecticut.....       | 74                   | 130                 | 222     | 3,519               | 4,588                      | 63      | 136                 | 211     | 1,410               | 1,399   |
| New York.....          | 378                  | 776                 | 1,434   | 29,019              | 33,347                     | 204     | 586                 | 898     | 5,250               | 5,855   |
| New Jersey.....        | 95                   | 192                 | 366     | 4,252               | 7,008                      | 74      | 198                 | 263     | 2,109               | 1,789   |
| Pennsylvania.....      | 377                  | 694                 | 526     | 12,437              | 19,950                     | 134     | 425                 | 448     | 6,085               | 4,310   |
| South Atlantic Div.—   |                      |                     |         |                     |                            |         |                     |         |                     |         |
| Delaware.....          | 13                   | 17                  | 24      | 402                 | 650                        | 4       | 13                  | 14      | 157                 | 146     |
| Maryland.....          | 51                   | 95                  | 64      | 1,720               | 2,236                      | 46      | 140                 | 160     | 1,038               | 1,276   |
| Dist. of Columbia....  | 5                    | 55                  | 82      | 1,313               | 2,118                      | 21      | 40                  | 106     | 262                 | 545     |
| Virginia.....          | 70                   | 82                  | 101     | 1,696               | 2,734                      | 82      | 171                 | 167     | 1,949               | 1,653   |
| West Virginia.....     | 32                   | 52                  | 28      | 665                 | 1,280                      | 13      | 25                  | 36      | 455                 | 510     |
| North Carolina.....    | 21                   | 24                  | 18      | 405                 | 538                        | 122     | 201                 | 171     | 3,630               | 2,797   |
| South Carolina.....    | 104                  | 134                 | 76      | 1,633               | 2,305                      | 36      | 66                  | 64      | 365                 | 894     |
| Georgia.....           | 120                  | 150                 | 109     | 2,202               | 3,613                      | 67      | 89                  | 136     | 1,021               | 2,116   |
| Florida.....           | 33                   | 46                  | 34      | 557                 | 946                        | 9       | 5                   | 30      | 64                  | 184     |
| South Central Div.—    |                      |                     |         |                     |                            |         |                     |         |                     |         |
| Kentucky.....          | 70                   | 119                 | 113     | 2,312               | 3,205                      | 95      | 133                 | 197     | 2,025               | 2,090   |
| Tennessee.....         | 101                  | 131                 | 93      | 2,169               | 3,253                      | 99      | 165                 | 146     | 2,373               | 2,676   |
| Alabama.....           | 62                   | 92                  | 93      | 1,478               | 2,339                      | 55      | 73                  | 81      | 1,229               | 1,136   |
| Mississippi.....       | 100                  | 110                 | 93      | 1,618               | 2,434                      | 43      | 54                  | 78      | 988                 | 989     |
| Louisiana.....         | 31                   | 57                  | 59      | 814                 | 1,401                      | 30      | 33                  | 79      | 646                 | 636     |
| Texas.....             | 240                  | 382                 | 220     | 6,078               | 8,851                      | 62      | 110                 | 136     | 2,494               | 2,415   |
| Arkansas.....          | 61                   | 87                  | 42      | 1,371               | 1,853                      | 21      | 45                  | 23      | 751                 | 622     |
| Oklahoma.....          | 6                    | 10                  | 8       | 117                 | 219                        | 1       | .....               | 3       | .....               | 20      |
| Indian Territory.....  | 4                    | 8                   | 2       | 123                 | 34                         | 11      | 14                  | 15      | 192                 | 139     |
| North Central Div.—    |                      |                     |         |                     |                            |         |                     |         |                     |         |
| Ohio.....              | 678                  | 1,073               | 644     | 19,753              | 25,959                     | 49      | 92                  | 201     | 1,107               | 1,527   |
| Indiana.....           | 382                  | 733                 | 370     | 11,134              | 15,231                     | 27      | 56                  | 121     | 1,000               | 1,153   |
| Illinois.....          | 344                  | 721                 | 697     | 14,670              | 22,706                     | 64      | 122                 | 255     | 1,450               | 2,075   |
| Michigan.....          | 294                  | 477                 | 610     | 12,146              | 16,665                     | 20      | 39                  | 84      | 336                 | 779     |
| Wisconsin.....         | 231                  | 381                 | 409     | 8,750               | 11,876                     | 23      | 30                  | 94      | 840                 | 622     |
| Minnesota.....         | 115                  | 181                 | 330     | 5,020               | 7,290                      | 29      | 82                  | 95      | 922                 | 925     |
| Iowa.....              | 344                  | 479                 | 582     | 11,773              | 17,249                     | 35      | 61                  | 99      | 1,013               | 1,185   |
| Missouri.....          | 234                  | 423                 | 317     | 8,203               | 12,398                     | 75      | 178                 | 214     | 2,277               | 2,231   |
| North Dakota.....      | 27                   | 31                  | 34      | 442                 | 688                        | 2       | 3                   | 4       | 70                  | 33      |
| South Dakota.....      | 61                   | 70                  | 49      | 1,111               | 1,506                      | 7       | 11                  | 27      | 135                 | 172     |
| Nebraska.....          | 250                  | 320                 | 226     | 1,053               | 9,155                      | 19      | 29                  | 56      | 279                 | 405     |
| Kansas.....            | 203                  | 310                 | 208     | 5,870               | 9,043                      | 14      | 38                  | 28      | 466                 | 452     |
| Western Div.—          |                      |                     |         |                     |                            |         |                     |         |                     |         |
| Montana.....           | 19                   | 25                  | 43      | 642                 | 993                        | 3       | .....               | 7       | .....               | 66      |
| Wyoming.....           | 7                    | 8                   | 9       | 155                 | 202                        | .....   | .....               | .....   | .....               | .....   |
| Colorado.....          | 44                   | 127                 | 104     | 2,337               | 3,573                      | 6       | 9                   | 31      | 76                  | 121     |
| New Mexico.....        | 7                    | 14                  | 6       | 100                 | 143                        | 4       | 5                   | 10      | 44                  | 59      |
| Arizona.....           | 2                    | 5                   | 3       | 57                  | 115                        | 2       | 1                   | 2       | 10                  | 33      |
| Utah.....              | 5                    | 21                  | 13      | 497                 | 624                        | 13      | 32                  | 42      | 860                 | 756     |
| Nevada.....            | 9                    | 12                  | 10      | 164                 | 267                        | .....   | .....               | .....   | .....               | .....   |
| Idaho.....             | 8                    | 11                  | 7       | 216                 | 270                        | 5       | 8                   | 9       | 85                  | 89      |
| Washington.....        | 47                   | 77                  | 60      | 1,326               | 2,137                      | 13      | 23                  | 51      | 150                 | 376     |
| Oregon.....            | 17                   | 31                  | 29      | 743                 | 1,173                      | 19      | 32                  | 50      | 367                 | 429     |
| California.....        | 105                  | 255                 | 251     | 5,030               | 7,590                      | 63      | 140                 | 220     | 1,222               | 1,458   |

## INSTRUCTORS AND STUDENTS IN COEDUCATIONAL COLLEGES AND UNIVERSITIES AND IN COLLEGES FOR MEN ONLY (1900-1901).

| STATE OR TERRITORY.       | No. of institutions. | PROFESSORS AND INSTRUCTORS. |         | STUDENTS.    |         |             |         |           |         | Total income. |
|---------------------------|----------------------|-----------------------------|---------|--------------|---------|-------------|---------|-----------|---------|---------------|
|                           |                      | Male.                       | Female. | Preparatory. |         | Collegiate. |         | Graduate. |         |               |
|                           |                      |                             |         | Male.        | Female. | Male.       | Female. | Male.     | Female. |               |
| United States.....        | 480                  | 8,365                       | 1,751   | 32,399       | 15,259  | 57,886      | 19,199  | 3,926     | 1,253   | \$20,836,498  |
| North Atlantic Division.. | 85                   | 2,624                       | 178     | 6,094        | 1,163   | 21,813      | 2,975   | 1,652     | 275     | 8,531,437     |
| South Atlantic Division.. | 74                   | 941                         | 177     | 3,629        | 1,519   | 6,409       | 978     | 475       | 31      | 1,964,288     |
| South Central Division..  | 85                   | 838                         | 850     | 5,757        | 3,590   | 6,653       | 2,533   | 117       | 59      | 1,818,133     |
| North Central Division..  | 195                  | 3,210                       | 884     | 14,237       | 7,160   | 19,307      | 10,620  | 1,453     | 703     | 7,093,707     |
| Western Division.....     | 41                   | 752                         | 162     | 2,632        | 1,837   | 3,704       | 2,393   | 229       | 185     | 1,528,923     |
| North Atlantic Division—  |                      |                             |         |              |         |             |         |           |         |               |
| Maine.....                | 4                    | 92                          | 4       | .....        | .....   | 839         | 205     | 8         | .....   | 231,624       |
| New Hampshire.....        | 2                    | 64                          | .....   | 41           | .....   | 646         | .....   | 5         | .....   | 114,350       |
| Vermont.....              | 3                    | 54                          | .....   | .....        | .....   | 376         | 104     | 4         | 1       | 111,327       |
| Massachusetts.....        | 9                    | 428                         | 9       | 447          | 22      | 3,894       | 417     | 456       | 34      | 1,910,008     |
| Rhode Island.....         | 1                    | 70                          | 2       | .....        | .....   | 631         | 152     | 26        | 22      | 176,924       |
| Connecticut.....          | 3                    | 220                         | .....   | .....        | .....   | 2,115       | 63      | 209       | 48      | 911,573       |
| New York.....             | 23                   | 903                         | 80      | 3,602        | 470     | 5,816       | 853     | 633       | 118     | 3,029,619     |
| New Jersey.....           | 5                    | 150                         | 5       | 313          | 45      | 1,406       | .....   | 132       | .....   | 359,939       |
| Pennsylvania.....         | 35                   | 643                         | 78      | 1,691        | 626     | 6,000       | 886     | 179       | 52      | 1,686,043     |
| South Atlantic Division—  |                      |                             |         |              |         |             |         |           |         |               |
| Delaware.....             | 2                    | 24                          | 1       | 16           | 15      | 94          | 8       | 4         | .....   | 49,628        |
| Maryland.....             | 11                   | 221                         | 15      | 606          | 88      | 893         | 127     | 186       | .....   | 386,026       |
| District of Columbia..... | 7                    | 182                         | 14      | 566          | 26      | 498         | 144     | 167       | 15      | 421,477       |
| Virginia.....             | 11                   | 120                         | 9       | 302          | 110     | 1,242       | 36      | 36        | .....   | 311,217       |
| West Virginia.....        | 3                    | 58                          | 11      | 243          | 54      | 213         | 135     | 35        | 7       | 171,949       |
| North Carolina.....       | 15                   | 128                         | 32      | 656          | 338     | 1,423       | 173     | 32        | 4       | 209,238       |
| South Carolina.....       | 9                    | 82                          | 24      | 552          | 339     | 778         | 77      | 8         | .....   | 107,010       |
| Georgia.....              | 11                   | 78                          | 40      | 481          | 265     | 1,728       | 190     | 5         | .....   | 135,567       |
| Florida.....              | 5                    | 48                          | 31      | 207          | 224     | 140         | 83      | 2         | 5       | 72,176        |
| South Central Division—   |                      |                             |         |              |         |             |         |           |         |               |
| Kentucky.....             | 13                   | 139                         | 81      | 1,106        | 841     | 1,192       | 352     | 13        | 7       | 278,679       |
| Tennessee.....            | 24                   | 210                         | 113     | 1,645        | 981     | 1,717       | 879     | 47        | 12      | 560,267       |
| Alabama.....              | 9                    | 93                          | 21      | 323          | 255     | 822         | 223     | 16        | 1       | 109,077       |
| Mississippi.....          | 4                    | 42                          | 6       | 185          | 134     | 505         | 83      | 5         | 2       | 100,325       |
| Louisiana.....            | 8                    | 101                         | 43      | 516          | 378     | 737         | 187     | 10        | 17      | 251,914       |
| Texas.....                | 16                   | 167                         | 67      | 1,169        | 437     | 1,194       | 491     | 24        | 20      | 358,732       |
| Arkansas.....             | 3                    | 67                          | 29      | 581          | 365     | 457         | 332     | .....     | .....   | 127,775       |
| Oklahoma.....             | 1                    | 11                          | 1       | 117          | 64      | 23          | 19      | 2         | .....   | 20,200        |
| Indian Territory.....     | 2                    | 8                           | 19      | 105          | 85      | 16          | 17      | .....     | .....   | 11,144        |
| North Central Division—   |                      |                             |         |              |         |             |         |           |         |               |
| Ohio.....                 | 34                   | 600                         | 153     | 2,671        | 1,207   | 3,399       | 1,932   | 99        | 72      | 1,237,638     |
| Indiana.....              | 13                   | 251                         | 39      | 737          | 234     | 1,907       | 685     | 98        | 24      | 382,748       |
| Illinois.....             | 31                   | 678                         | 160     | 2,363        | 1,234   | 3,330       | 2,269   | 730       | 365     | 1,832,147     |
| Michigan.....             | 9                    | 179                         | 52      | 545          | 220     | 1,494       | 955     | 59        | 34      | 692,600       |
| Wisconsin.....            | 10                   | 224                         | 42      | 703          | 204     | 2,010       | 573     | 82        | 31      | 480,524       |
| Minnesota.....            | 9                    | 169                         | 41      | 655          | 276     | 1,271       | 785     | 124       | 53      | 464,100       |
| Iowa.....                 | 25                   | 271                         | 121     | 1,537        | 1,034   | 1,688       | 1,005   | 50        | 22      | 569,456       |
| Missouri.....             | 26                   | 338                         | 110     | 2,009        | 1,012   | 1,976       | 837     | 89        | 10      | 585,741       |
| North Dakota.....         | 3                    | 27                          | 10      | 137          | 61      | 67          | 86      | 2         | 3       | 53,874        |
| South Dakota.....         | 5                    | 48                          | 26      | 841          | 283     | 153         | 89      | 3         | 3       | 65,338        |
| Nebraska.....             | 10                   | 172                         | 53      | 854          | 619     | 886         | 712     | 87        | 56      | 341,568       |
| Kansas.....               | 20                   | 253                         | 77      | 1,385        | 776     | 1,146       | 711     | 30        | 30      | 387,885       |
| Western Division—         |                      |                             |         |              |         |             |         |           |         |               |
| Montana.....              | 2                    | 16                          | 13      | 72           | 75      | 38          | 40      | .....     | 2       | 41,232        |
| Wyoming.....              | 1                    | 13                          | 3       | 68           | 47      | 33          | 35      | 3         | 1       | 55,773        |
| Colorado.....             | 4                    | 117                         | 18      | 432          | 288     | 476         | 406     | 17        | 5       | 160,049       |
| New Mexico.....           | 1                    | 12                          | 2       | 28           | 104     | 12          | 2       | 2         | .....   | 11,435        |
| Arizona.....              | 1                    | 15                          | 7       | 71           | 33      | 31          | 22      | 3         | 1       | 52,285        |
| Utah.....                 | 4                    | 52                          | 12      | 410          | 453     | 57          | 44      | 2         | 3       | 96,754        |
| Nevada.....               | 1                    | 21                          | 4       | 67           | 70      | 91          | 85      | 7         | 4       | 57,110        |
| Idaho.....                | 1                    | 15                          | 6       | 83           | 37      | 59          | 47      | .....     | .....   | 50,200        |
| Washington.....           | 7                    | 75                          | 13      | 888          | 173     | 378         | 150     | 15        | 5       | 119,990       |
| Oregon.....               | 7                    | 70                          | 28      | 406          | 282     | 220         | 157     | 4         | 6       | 82,873        |
| California.....           | 12                   | 346                         | 57      | 657          | 275     | 2,309       | 1,405   | 176       | 158     | 801,207       |

INSTRUCTORS AND STUDENTS IN COLLEGES AND SEMINARIES FOR WOMEN WHICH CONFER DEGREES (1900-1901).

| STATE OR TERRITORY.          | No. of institutions. | PROFESSORS AND INSTRUCTORS |         | FEMALE STUDENTS. |          |           | Total income. |
|------------------------------|----------------------|----------------------------|---------|------------------|----------|-----------|---------------|
|                              |                      | Male.                      | Female. | Preparatory.     | College. | Graduate. |               |
| United States.....           | 141                  | 697                        | 1,744   | 7,487            | 15,467   | 411       | \$3,348,879   |
| North Atlantic Division..... | 20                   | 329                        | 438     | 1,195            | 4,919    | 255       | 1,493,672     |
| South Atlantic Division..... | 47                   | 187                        | 472     | 1,736            | 4,790    | 62        | 612,418       |
| South Central Division.....  | 50                   | 104                        | 505     | 2,923            | 4,265    | 63        | 694,810       |
| North Central Division.....  | 23                   | 70                         | 285     | 1,375            | 1,427    | 24        | 456,484       |
| Western Division.....        | 2                    | 7                          | 43      | 193              | 66       | 7         | 90,405        |
| North Atlantic Division—     |                      |                            |         |                  |          |           |               |
| Maine.....                   | 2                    | 11                         | 11      | 249              | 22       | 5         | 19,856        |
| Massachusetts.....           | 5                    | 144                        | 178     | 12               | 2,807    | 89        | 699,233       |
| New York.....                | 5                    | 111                        | 133     | 505              | 1,200    | 102       | 498,883       |
| New Jersey.....              | 1                    | 8                          | 7       | 39               | 5        | 1         | 12,000        |
| Pennsylvania.....            | 7                    | 55                         | 109     | 392              | 885      | 58        | 263,700       |
| South Atlantic Division—     |                      |                            |         |                  |          |           |               |
| Maryland.....                | 5                    | 30                         | 65      | 183              | 606      | 5         | 139,180       |
| Virginia.....                | 11                   | 45                         | 94      | 424              | 901      | 8         | 143,188       |
| West Virginia.....           | 2                    | 2                          | 14      | 69               | 91       | .....     | 18,800        |
| North Carolina.....          | 9                    | 33                         | 98      | 404              | 854      | 6         | 117,465       |
| South Carolina.....          | 9                    | 32                         | 79      | 253              | 1,638    | 21        | 114,025       |
| Georgia.....                 | 11                   | 45                         | 122     | 458              | 1,300    | 22        | 180,760       |
| South Central Division—      |                      |                            |         |                  |          |           |               |
| Kentucky.....                | 10                   | 17                         | 100     | 607              | 687      | 17        | 90,806        |
| Tennessee.....               | 11                   | 32                         | 125     | 600              | 1,089    | 14        | 157,050       |
| Alabama.....                 | 8                    | 18                         | 76      | 303              | 622      | 22        | 61,960        |
| Mississippi.....             | 12                   | 17                         | 134     | 850              | 1,256    | 3         | 165,285       |
| Louisiana.....               | 3                    | 5                          | 16      | 86               | 175      | .....     | 18,500        |
| Texas.....                   | 5                    | 13                         | 46      | 419              | 396      | 7         | 92,229        |
| Arkansas.....                | 1                    | 2                          | 8       | 60               | 40       | .....     | 9,000         |
| North Central Division—      |                      |                            |         |                  |          |           |               |
| Ohio.....                    | 4                    | 9                          | 76      | 167              | 248      | 8         | 95,034        |
| Illinois.....                | 4                    | 8                          | 45      | 335              | 224      | 3         | 111,699       |
| Wisconsin.....               | 1                    | 2                          | 20      | 175              | 40       | .....     | 46,242        |
| Minnesota.....               | 1                    | .....                      | 11      | 46               | 14       | .....     | 9,000         |
| Missouri.....                | 11                   | 48                         | 119     | 562              | 867      | 13        | 173,899       |
| Kansas.....                  | 1                    | 3                          | 15      | 90               | 66       | .....     | 20,700        |
| Western Division—            |                      |                            |         |                  |          |           |               |
| California.....              | 2                    | 7                          | 43      | 133              | .....    | 7         | 90,405        |

GROWTH OF PROFESSIONAL SCHOOLS IN THE UNITED STATES.

| YEAR.          | THEOLOGICAL SCHOOLS. |           |         | LAW SCHOOLS. |           |         | MEDICAL SCHOOLS. |           |         |              |           |         |
|----------------|----------------------|-----------|---------|--------------|-----------|---------|------------------|-----------|---------|--------------|-----------|---------|
|                | Number.              | Teachers. | Pupils. | Number.      | Teachers. | Pupils. | REGULAR.         |           |         | HOM'OPATHIC. |           |         |
|                |                      |           |         |              |           |         | Number.          | Teachers. | Pupils. | Number.      | Teachers. | Pupils. |
| 1890-91.....   | 143                  | 734       | 7,328   | 54           | 406       | 5,252   | 95               | 2,147     | 14,538  | 14           | 311       | 1,220   |
| 1891-92.....   | 141                  | 854       | 7,729   | 58           | 507       | 6,073   | 95               | 2,423     | 14,964  | 14           | 299       | 1,086   |
| 1892-93.....   | 142                  | 832       | 7,836   | 62           | 587       | 6,776   | 94               | 2,494     | 16,130  | 16           | 390       | 1,445   |
| 1893-94.....   | 147                  | 963       | 7,658   | 67           | 621       | 7,311   | 109              | 3,077     | 17,601  | 19           | 478       | 1,668   |
| 1894-95.....   | 149                  | 906       | 8,050   | 72           | 604       | 8,950   | 113              | 2,738     | 18,660  | 20           | 476       | 1,875   |
| 1895-96.....   | 144                  | 869       | 8,017   | 73           | 658       | 9,780   | 116              | 2,902     | 19,969  | 20           | 493       | 1,956   |
| 1896-97.....   | 157                  | 980       | 8,173   | 77           | 744       | 10,449  | 118              | 3,142     | 21,438  | 21           | 582       | 2,033   |
| 1897-98.....   | 155                  | 953       | 8,371   | 83           | 845       | 11,615  | 122              | 3,423     | 21,002  | 21           | 629       | 1,736   |
| 1898-99.....   | 163                  | 936       | 8,261   | 96           | 966       | 11,874  | 122              | 3,532     | 21,401  | 21           | 636       | 1,802   |
| 1899-1900..... | 154                  | 994       | 8,009   | 96           | 1,004     | 12,516  | 121              | 3,545     | 22,732  | 22           | 735       | 1,969   |

## STATES AND TERRITORIES.

The following table gives the capitals, governors, their salaries and terms of office and data regarding the state legislatures.

| STATE OR TERRITORY. | Capital.            | Governor.                 | Term Yrs. | Salary. | Term expires. | Next session legislature. | Limit of session. |
|---------------------|---------------------|---------------------------|-----------|---------|---------------|---------------------------|-------------------|
| Alabama.....        | Montgomery...       | †W. D. Jolks, D.....      | 4         | \$3,000 | Nov. 1902     | §Nov. 1902                | 50 days           |
| Alaska Territory.   | Sitka.....          | †John G. Brady, R.....    | 4         | 3,000   | Sept. 1905    | .....                     | .....             |
| Arizona Territory   | Phoenix.....        | †N. O. Murphy, R.....     | 4         | 2,000   | Jan. 1905     | *Jan. 1905                | 60 days           |
| Arkansas.....       | Little Rock.....    | †J. Davis, D.....         | 2         | 3,000   | Jan. 1903     | *Jan. 1903                | 60 days           |
| California.....     | Sacramento.....     | H. T. Gage, R.....        | 4         | 6,000   | Jan. 1905     | *Jan. 1905                | 60 days           |
| Colorado.....       | Denver.....         | J. B. Orman, Fus.....     | 2         | 5,000   | Jan. 1903     | *Jan. 1903                | 90 days           |
| Connecticut.....    | Hartford.....       | Geo. P. McLean, R.....    | 2         | 4,000   | Jan. 1903     | Jan. 1902                 | None.             |
| Cuba Protect'rate   | Havana.....         | †Maj.-Gen. L. Wood.....   | .....     | 8,000   | .....         | .....                     | .....             |
| Delaware.....       | Dover.....          | John Hunn, R.....         | 4         | 2,000   | Jan. 1905     | *Jan. 1903                | None.             |
| Dist. of Columbia.  | Washington.....     | .....                     | .....     | .....   | .....         | .....                     | .....             |
| Florida.....        | Tallahassee.....    | W. S. Jennings, D.....    | 4         | 3,500   | Jan. 1905     | *Apr. 1903                | 60 days           |
| Georgia.....        | Atlanta.....        | A. D. Candler, D.....     | 2         | 3,000   | Nov. 1902     | Nov. 1902                 | 50 days           |
| Guam Colony.....    | Agana.....          | †S. Schroeder.....        | .....     | .....   | .....         | .....                     | .....             |
| Hawaii.....         | Honolulu.....       | †S. B. Dole, R.....       | 4         | 5,000   | May 1904      | Feb. 1903                 | .....             |
| Idaho.....          | Boise City.....     | Frank N. Hunt, D.....     | 2         | 3,000   | Jan. 1903     | *Dec. 1903                | 60 days           |
| Illinois.....       | Springfield.....    | Richard Yates, R.....     | 4         | 6,000   | Jan. 1905     | *Jan. 1903                | None.             |
| Indiana.....        | Indianapolis.....   | W. T. Durbin, R.....      | 4         | 5,000   | Jan. 1905     | *Jan. 1903                | 60 days           |
| Iowa.....           | Des Moines.....     | A. B. Cummins, R.....     | 2         | 3,000   | Jan. 1904     | *Jan. 1902                | None.             |
| Indian Territory.   | Tablequah.....      | †S. H. Mayes, R.....      | 4         | 1,500   | .....         | .....                     | .....             |
| Kansas.....         | Topeka.....         | W. E. Stanley, R.....     | 2         | 3,000   | Jan. 1905     | *Jan. 1903                | 40 days           |
| Kentucky.....       | Frankfort.....      | J. C. W. Beckham, D       | 4         | 6,500   | Dec. 1903     | *Dec. 1902                | 60 days           |
| Louisiana.....      | Baton Rouge.....    | W. W. Heard, D.....       | 4         | 5,000   | May 1904      | *May 1902                 | 60 days           |
| Maine.....          | Augusta.....        | John F. Hill, R.....      | 2         | 2,000   | Jan. 1903     | Jan. 1903                 | None.             |
| Maryland.....       | Annapolis.....      | J. W. Smith, D.....       | 4         | 4,500   | Jan. 1904     | *Jan. 1902                | 90 days           |
| Massachusetts.....  | Boston.....         | W. M. Crane, R.....       | 1         | 8,000   | Jan. 1905     | *Jan. 1902                | None.             |
| Michigan.....       | Lansing.....        | A. T. Bliss, R.....       | 2         | 4,000   | Jan. 1903     | *Jan. 1903                | None.             |
| Minnesota.....      | St. Paul.....       | S. A. Van Sant, R.....    | 2         | 5,000   | Jan. 1903     | *Jan. 1903                | 90 days           |
| Mississippi.....    | Jackson.....        | A. H. Longino, D.....     | 4         | 3,000   | Jan. 1904     | *Jan. 1902                | 60 days           |
| Missouri.....       | Jefferson City..... | A. M. Dockery, D.....     | 4         | 5,000   | Jan. 1905     | *Jan. 1903                | 70 days           |
| Montana.....        | Helena.....         | J. K. Toole, Fus.....     | 4         | 5,000   | Jan. 1905     | *Jan. 1903                | 60 days           |
| Nebraska.....       | Lincoln.....        | C. N. Dietrich, R.....    | 2         | 2,500   | Jan. 1903     | *Jan. 1903                | 60 days           |
| Nevada.....         | Carson City.....    | Reinhold Sadler, F.S.     | 4         | 4,000   | Jan. 1903     | *Jan. 1903                | 60 days           |
| New Hampshire..     | Concord.....        | C. B. Jordan, R.....      | 2         | 2,000   | Jan. 1905     | *Jan. 1903                | None.             |
| New Jersey.....     | Trenton.....        | Franklin Murphy, R        | 3         | 10,000  | Jan. 1905     | Jan. 1902                 | None.             |
| New Mexico Ter.     | Santa Fe.....       | †M. A. Otero, R.....      | 4         | 2,600   | Jan. 1905     | *Jan. 1903                | 60 days           |
| New York.....       | Albany.....         | B. B. Odell, R.....       | 2         | 10,000  | Jan. 1903     | Jan. 1902                 | None.             |
| North Carolina..    | Raleigh.....        | C. B. Aycock, D.....      | 4         | 3,000   | Jan. 1905     | *Jan. 1903                | 60 days           |
| North Dakota...     | Bismarck.....       | Frank White, R.....       | 2         | 3,000   | Jan. 1903     | *Jan. 1903                | 60 days           |
| Ohio.....           | Columbus.....       | G. K. Nash, R.....        | 2         | 8,000   | Jan. 1904     | *Jan. 1902                | None.             |
| Oklahoma Ter...     | Guthrie.....        | †T. B. Ferguson, R.....   | 4         | 2,600   | May 1905      | *Jan. 1902                | 60 days           |
| Oregon.....         | Salem.....          | T. T. Geer, R.....        | 4         | 1,500   | Jan. 1903     | *Jan. 1902                | 40 days           |
| Pennsylvania.....   | Harrisburg.....     | W. A. Stone, R.....       | 4         | 10,000  | Jan. 1903     | *Jan. 1903                | None.             |
| Philippines.....    | Manila.....         | †W. H. Taft.....          | .....     | .....   | .....         | .....                     | .....             |
| Porto Rico Colony   | San Juan.....       | †Gen. A. R. Chaffee.....  | .....     | .....   | .....         | .....                     | .....             |
| Rhode Island.....   | Providence.....     | †William H. Hunt, R       | 4         | 8,000   | May 1904      | .....                     | .....             |
| South Carolina..    | Columbia.....       | Wm. Gregory, R.....       | 1         | 3,000   | May 1903      | Jan. 1902                 | None.             |
| .....               | .....               | M. B. McSweeney D.....    | 2         | 3,500   | Jan. 1903     | Nov. 1902                 | None.             |
| South Dakota.....   | Pierre.....         | C. N. Herried, R.....     | 2         | 2,500   | Jan. 1905     | *Jan. 1903                | 60 days           |
| Tennessee.....      | Nashville.....      | B. McMillin, D.....       | 2         | 4,000   | Jan. 1903     | *Jan. 1903                | 75 days           |
| Texas.....          | Austin.....         | J. D. Sayers, D.....      | 2         | 4,000   | Jan. 1903     | *Jan. 1903                | 90 days           |
| Utah.....           | Salt Lake City..... | H. M. Wells, R.....       | 4         | 2,000   | Jan. 1905     | *Jan. 1903                | 60 days           |
| Vermont.....        | Montpelier.....     | W. W. Stickney, R.....    | 2         | 1,500   | Oct. 1902     | *Oct. 1902                | None.             |
| Virginia.....       | Richmond.....       | A. J. Montague, D.....    | 4         | 5,000   | Jan. 1906     | *Dec. 1903                | 90 days           |
| Washington.....     | Olympia.....        | J. R. Rogers, Fus.....    | 4         | 4,000   | Jan. 1905     | *Jan. 1905                | 60 days           |
| West Virginia...    | Charleston.....     | A. B. White, R.....       | 4         | 2,700   | Mar. 1905     | *Jan. 1903                | 45 days           |
| Wisconsin.....      | Madison.....        | R. M. La Follette, E..... | 2         | 5,000   | Jan. 1905     | *Jan. 1903                | None.             |
| Wyoming.....        | Cheyenne.....       | D. F. Richards, R.....    | 4         | 2,500   | Jan. 1903     | *Jan. 1903                | 40 days           |

Republican governors, 33; democratic governors, 15; free-silver governor, 1; fusion, 3.

\*Biennial sessions.

†Appointed by the president.

‡Vice W. J. Samford, deceased.

§Quadrennial sessions.

## STATES AND TERRITORIES.

The following table gives valuable historical data as to the states and territories, their area, population and electoral vote :

| STATE OR TERRITORY. | Admitted to the union | Population, 1900. | Area, Sq. M. | Settled at               | Date | By whom.       | Rep. in cong. | Electoral vote. |
|---------------------|-----------------------|-------------------|--------------|--------------------------|------|----------------|---------------|-----------------|
| Alabama.....        | Dec. 14, 1819.        | 1,828,697         | 52,250       | Mobile.....              | 1702 | French.....    | 9             | 11              |
| Alaska Ter.....     | †July 27, 1868..      | 44,000            | 577,380      | Sitka.....               | 1801 | Russians.....  |               |                 |
| Arizona Ter.....    | †Feb. 24, 1863..      | 122,212           | 113,020      | Tucson.....              | 1580 | Spaniards..... | †1            |                 |
| Arkansas.....       | June 15, 1836..       | 1,311,561         | 53,850       | Arkansas Post            | 1685 | French.....    | 7             | 9               |
| California.....     | Sept. 9, 1850..       | 1,485,053         | 158,360      | San Diego....            | 1769 | Spaniards..... | 8             | 10              |
| Colorado.....       | Aug. 1, 1876...       | 539,700           | 103,925      | Near Denver.             | 1858 | Americans....  | 3             | 5               |
| Connecticut.....    | *Jan. 9, 1788..       | 908,355           | 4,990        | Windsor.....             | 1635 | Puritans.....  | 5             | 7               |
| Cuba Prot'ct'ate    | *Aug. 12, 1898.       | 1,572,840         | 43,220       |                          | 1511 | Spaniards..... |               |                 |
| Delaware.....       | *Dec. 7, 1787..       | 184,735           | 2,050        | Cape Henlo-<br>pen.....  | 1627 | Swedes.....    | 1             | 3               |
| Dist. of Colu'bia   | †July 16, 1790..      | 278,718           | 70           |                          | 1660 | English.....   |               |                 |
| Florida.....        | March 3, 1845.        | 528,542           | 58,680       | St. Augustine            | 1565 | Spaniards....  | 3             | 5               |
| Georgia.....        | *Jan. 2, 1788..       | 2,216,329         | 59,475       | Savannah....             | 1733 | English.....   | 11            | 13              |
| Guam Colony.....    | *Aug. 12, 1898.       | 8,661             | 150          | Agana.....               |      | Spaniards..... |               |                 |
| Hawaii Ter.....     | †April 30, 1900.      | 154,001           | 6,740        |                          |      |                |               |                 |
| Idaho.....          | July 3, 1890..        | 161,771           | 84,800       | Coeur d'Alene            | 1842 | Americans....  | †1            |                 |
| Illinois.....       | Dec. 3, 1818..        | 4,821,550         | 56,650       | Kaskaskia....            | 1720 | French.....    | 25            | 27              |
| Indiana.....        | Dec. 11, 1816..       | 2,516,463         | 36,350       | Vincennes....            | 1730 |                | 13            | 15              |
| Iowa.....           | March 3, 1845.        | 2,251,829         | 56,025       | Burlington....           | 1788 | French.....    | 11            | 13              |
| Indian Ter.....     | ..... (†)             | 391,960           | 31,400       |                          | 1832 |                |               |                 |
| Kansas.....         | Jan. 29, 1861..       | 1,469,496         | 82,080       |                          | 1831 | Americans....  | 8             | 10              |
| Kentucky.....       | Feb. 4, 1791..        | 2,147,174         | 40,400       | Lexington....            | 1765 | From Va.....   | 11            | 13              |
| Louisiana.....      | April 8, 1872..       | 1,381,627         | 48,720       | Iberville.....           | 1699 | French.....    | 7             | 9               |
| Maine.....          | March 3, 1820.        | 694,366           | 33,040       | Bristol.....             | 1624 | English.....   | 4             | 6               |
| Maryland.....       | *April 28, 1788.      | 1,189,946         | 12,210       | St. Mary's....           | 1634 | English.....   | 6             | 8               |
| Massachusetts..     | *Feb. 6, 1788..       | 2,805,346         | 5,315        | Plymouth.....            | 1620 | Puritans.....  | 14            | 16              |
| Michigan.....       | Jan. 26, 1837..       | 2,149,782         | 53,915       | Near Detroit.            | 1650 | French.....    | 12            | 14              |
| Minnesota.....      | May 11, 1858..        | 1,751,395         | 83,365       | St. Peter's R.           | 1805 | Americans....  | 9             | 11              |
| Mississippi.....    | Dec. 10, 1817..       | 1,551,372         | 46,810       | Natchez.....             | 1716 | From S. C....  | 8             | 10              |
| Missouri.....       | March 2, 1820.        | 3,107,117         | 69,415       | St. Louis.....           | 1764 | French.....    | 16            | 18              |
| Montana.....        | Nov. 8, 1889..        | 243,289           | 146,080      |                          | 1809 | Americans....  | †1            | 3               |
| Nebraska.....       | March 1, 1867.        | 1,068,901         | 77,510       | Bellevue.....            | 1847 | Americans....  | 6             | 8               |
| Nevada.....         | Oct. 13, 1864..       | 42,334            | 110,700      | Genoa.....               | 1850 | Americans....  | 1             | 3               |
| New Hampshire       | *June 21, 1788.       | 411,588           | 9,305        | Bergen and<br>Portsmouth | 1623 | Puritans.....  | 2             | 4               |
| New Jersey.....     | *Dec. 18, 1787..      | 1,883,669         | 7,815        |                          | 1620 | Swedes.....    | 10            | 12              |
| New Mexico Ter      | †Sept. 9, 1850..      | 193,777           | 122,580      | Santa Fe.....            | 1537 | Spaniards....  | †1            |                 |
| New York.....       | *July 26, 1788..      | 7,268,009         | 49,170       | Manhattan Id             | 1614 | Dutch.....     | 37            | 39              |
| North Carolina..    | *May 23, 1785..       | 1,891,992         | 52,250       | Albemarle....            | 1650 | English.....   | 10            | 12              |
| North Dakota...     | Nov. 2, 1889..        | 319,040           | 70,795       | Pembla.....              | 1780 | French.....    | 2             | 4               |
| Ohio.....           | Nov. 29, 1802..       | 4,157,545         | 41,060       | Marietta.....            | 1788 | Americans....  | 21            | 23              |
| Oklahoma Ter..      | †May 2, 1890..        | 398,245           | 39,030       |                          | 1889 | Americans....  | †1            |                 |
| Oregon.....         | Feb. 14, 1859..       | 413,532           | 96,030       | Astoria.....             | 1810 | Americans....  | 2             | 4               |
| Pennsylvania...     | *Dec. 12, 1787..      | 6,301,375         | 45,215       | Delaware R..             | 1682 | English.....   | 32            | 34              |
| Philippine Pro..    | *Nov. 23, 1898.       | 7,000,000         | 114,000      | Manila.....              | 1570 | Spaniards....  |               |                 |
| Porto Rico Ter.     | *Aug. 12, 1898.       | 957,679           | 3,600        | Caparra.....             | 1510 | Spaniards....  | †1            |                 |
| Rhode Island...     | *May 29, 1790..       | 428,556           | 1,250        | Providence....           | 1693 | English.....   | 2             | 4               |
| South Carolina..    | *May 23, 1788..       | 1,340,312         | 30,570       | Port Royal...            | 1670 | Huguenots...   | 7             | 9               |
| South Dakota...     | Nov. 2, 1889..        | 401,559           | 77,650       | Sioux Falls...           | 1856 | Americans...   | 2             | 4               |
| Tennessee.....      | June 1, 1796...       | 2,022,721         | 42,050       | Ft. Loudon...            | 1757 | English.....   | 10            | 12              |
| Texas.....          | Dec. 29, 1845.        | 3,048,828         | 265,780      | Matagorda B.             | 1686 | French.....    | 16            | 18              |
| Utah.....           | Jan. 4, 1896..        | 276,565           | 84,970       | Salt Lake City           | 1847 | Americans...   | †1            | 3               |
| Vermont.....        | Feb. 18, 1791..       | 343,641           | 9,565        | Ft. Dummer...            | 1764 | English.....   | 2             | 4               |
| Virginia.....       | *June 26, 1788..      | 1,854,184         | 42,450       | Jamestown...             | 1607 | English.....   | 10            | 12              |
| Washington.....     | Nov. 11, 1889.        | 517,672           | 69,180       | Astoria.....             | 1811 | Americans....  | 3             | 5               |
| West Virginia..     | Dec. 31, 1862..       | 958,900           | 24,780       | Wheeling....             | 1774 | English.....   | 5             | 7               |
| Wisconsin.....      | May 29, 1848..        | 2,068,963         | 56,040       | Green Bay....            | 1670 | French.....    | 11            | 13              |
| Wyoming.....        | July 11, 1890..       | 92,531            | 97,890       | Ft. Laramie...           | 1834 | Americans....  | †1            | 3               |

\*Ratified the constitution. †Organized as territory. ‡Delegate. ¶Signing of protocol relinquishing sovereignty. \*\*Yielding sovereignty. ††Commissioner.

Historians do not all agree as to some of the dates in the above table. The dates given are from the statistical abstract of the United States published by the government, and are well supported in all disputed cases.

## CAUSES FOR DIVORCE.

Summary of the laws in effect in various states and territories.

| STATE OR TERRITORY. | Cruelty. | Desertion. | Fraud or force. | Imprisonment. | Insanity. | Intemperance. | Neglect. | NON-AGE. |         | Residence required. | Remarriage permitted. | Alimony. |
|---------------------|----------|------------|-----------------|---------------|-----------|---------------|----------|----------|---------|---------------------|-----------------------|----------|
|                     |          |            |                 |               |           |               |          | Male.    | Female. |                     |                       |          |
| Alabama.....        | Yes..    | 2 yrs.     | Yes...          | 2 yrs....     | Yes...    | Yes...        | .....    | 17       | 14      | 1 to 3 y.           | Yes..                 | Yes.     |
| Arizona.....        | Yes..    | 2 yrs.     | Yes...          | Felony..      | Idiocy..  | Idiocy..      | 2 yrs..  | 18       | 16      | 1 yr....            | Yes..                 | Yes.     |
| Arkansas.....       | Yes..    | 1 yr..     | Yes...          | Felony..      | Yes...    | Yes...        | 1 yr..   | 17       | 14      | 1 yr....            | Yes..                 | Yes.     |
| California.....     | Yes..    | 1 yr..     | Yes...          | Felony..      | Yes...    | Yes...        | 1 yr..   | 18       | 15      | 1 yr....            | Yes..                 | Yes.     |
| Colorado.....       | Yes..    | 1 yr..     | Yes...          | Felony..      | .....     | .....         | 1 yr..   | .....    | .....   | 1 yr....            | Yes..                 | Yes.     |
| Connecticut.....    | Yes..    | 3 yrs.     | Yes...          | Felony..      | .....     | Hab'l..       | .....    | 21       | 21      | 3 yrs..             | Yes..                 | Yes.     |
| Delaware.....       | Yes..    | 3 yrs.     | Fraud.          | Felony..      | Yes...    | Hab'l..       | 3 yrs.   | 18       | 16      | Actual              | Yes..                 | Yes.     |
| Dist. of Col.....   | Yes..    | 2 yrs.     | No....          | Felony..      | Yes...    | No....        | .....    | 21       | 18      | 3 yrs..             | Yes*                  | Yes.     |
| Florida.....        | Yes..    | 1 yr..     | .....           | .....         | 4 yrs..   | Yes...        | 1 yr..   | .....    | .....   | 2 yrs..             | Yes..                 | Yes.     |
| Georgia.....        | Yes..    | 3 yrs.     | Yes...          | 2 yrs....     | Yes...    | Yes...        | .....    | 17       | 14      | 1 yr..              | No...                 | Yes.     |
| Idaho.....          | Yes..    | 1 yr..     | Yes...          | Felony..      | Idiocy..  | 1 yr..        | 1 yr..   | 18       | 18      | 6 mos.              | Yes..                 | Yes.     |
| Illinois.....       | Yes..    | 2 yrs.     | Yes...          | Felony..      | Yes...    | 2 yrs..       | .....    | 17       | 14      | 1 yr....            | Yes..                 | Yes.     |
| Indiana.....        | Yes..    | 2 yrs.     | Yes...          | Felony..      | Yes...    | Hab'l..       | 2 yrs..  | 18       | 16      | 2 yrs..             | Yes..                 | Yes.     |
| Indian Ter.....     | Yes..    | 1 yr..     | Yes...          | Felony..      | Yes...    | 1 yr..        | .....    | 17       | 14      | 1 yr....            | Yes..                 | Yes.     |
| Iowa.....           | Yes..    | 2 yrs.     | Yes...          | Felony..      | Yes...    | Hab'l..       | .....    | 16       | 14      | 1 yr....            | Yes..                 | Yes.     |
| Kansas.....         | Yes..    | 2 yrs.     | Yes...          | Felony..      | Yes...    | Hab'l..       | Yes...   | 21       | 18      | 1 yr....            | Yes..                 | Yes.     |
| Kentucky.....       | Yes..    | 1 yr..     | Yes...          | Felony..      | Yes...    | Yes...        | 1 yr..   | 14       | 12      | 1 yr....            | Yes..                 | Yes.     |
| Louisiana.....      | Yes..    | Yes.‡      | Yes...          | Felony..      | Yes...    | Hab'l..       | .....    | 14       | 12      | .....               | Yes..                 | Yes.‡    |
| Maine.....          | Yes..    | 3 yrs.     | Yes...          | Life....      | Yes...    | Hab'l..       | Yes...   | 21       | 18      | 1 yr....            | Yes..                 | Yes.     |
| Maryland.....       | Yes..    | 3 yrs.     | Yes...          | .....         | Yes...    | .....         | .....    | 21       | 16      | 2 yrs..             | Yes..                 | Yes.     |
| Massachusetts.....  | Yes..    | 3 yrs.     | Fraud.          | 5 yrs....     | Yes...    | Hab'l..       | Yes...   | 21       | 18      | 3 to 5 y.           | Yes..                 | Yes.     |
| Michigan.....       | Yes..    | 2 yrs.     | Yes...          | 3 yrs....     | Yes...    | Hab'l..       | Yes...   | 18       | 16      | 1 to 2 y.           | Yes..                 | Yes.     |
| Minnesota.....      | Yes..    | 1 yr..     | Yes...          | Yes...        | Yes...    | 1 yr..        | .....    | 18       | 15      | 1 yr....            | Yes..                 | Yes.     |
| Mississippi.....    | Yes..    | 2 yrs.     | Yes...          | Felony..      | Yes...    | Hab'l..       | .....    | 21       | 18      | 1 to 2 y.           | Yes..                 | Yes.‡    |
| Missouri.....       | Yes..    | 1 yr..     | Yes...          | Felony..      | Yes...    | 1 yr..        | .....    | 14       | 12      | 1 yr....            | Yes..                 | Yes.     |
| Montana.....        | Yes..    | 1 yr..     | Yes...          | Felony..      | Yes...    | 1 yr..        | .....    | 14       | 12      | 1 yr....            | Yes..                 | Yes.     |
| Nebraska.....       | Yes..    | 2 yrs.     | Yes...          | 3 yrs....     | Yes...    | Hab'l..       | Yes...   | 18       | 16      | 6 mos.              | Yes..                 | Yes.     |
| Nevada.....         | Yes..    | 1 yr..     | Yes...          | Felony..      | Yes...    | Hab'l..       | 1 yr..   | 18       | 16      | 6 mos.              | Yes..                 | Yes.     |
| New Hampshire.....  | Yes..    | 3 yrs.     | Yes...          | 1 yr....      | Yes...    | 3 yrs..       | .....    | 14       | 13      | Actual              | Yes..                 | Yes.     |
| New Jersey.....     | Yes..    | 2 yrs.     | Yes...          | .....         | Yes...    | .....         | .....    | 21       | 18      | 2 to 3 y.           | Yes..                 | Yes.     |
| New Mexico.....     | Yes..    | 1 yr..     | Yes...          | Felony..      | Yes...    | Hab'l..       | Yes...   | 16       | 14      | 1 yr....            | Yes..                 | Yes.     |
| North Carolina..... | Yes..    | 1 yr..     | Yes...          | Felony..      | Yes...    | .....         | .....    | 18       | 14      | 2 yrs..             | Yes..                 | Yes.     |
| North Dakota.....   | Yes..    | 1 yr..     | Yes...          | Felony..      | Yes...    | 1 yr..        | 1 yr..   | 18       | 15      | 1 yr....            | Yes..                 | Yes.     |
| New York.....       | Yes..    | .....      | Forc..          | Yes...        | Yes...    | .....         | .....    | 18       | 18      | 1 yr....            | Yes..                 | Yes.     |
| Ohio.....           | Yes..    | 3 yrs.     | Yes...          | Felony..      | Yes...    | 3 yrs..       | Yes...   | 18       | 16      | 1 yr....            | Yes..                 | Yes.     |
| Oklahoma Ter.....   | Yes..    | 1 yr..     | Yes...          | Felony..      | Yes...    | Hab'l..       | Yes...   | 18       | 15      | 1 yr....            | Yes..                 | Yes.     |
| Oregon.....         | Yes..    | 1 yr..     | Yes...          | Felony..      | Yes...    | 1 yr..        | .....    | 18       | 15      | 1 yr....            | Yes..                 | Yes.     |
| Pennsylvania.....   | Yes..    | 2 yrs.     | Yes...          | 2 yrs....     | Yes...    | .....         | .....    | .....    | .....   | 1 yr....            | Yes..                 | Yes.     |
| Rhode Island.....   | Yes..    | 5 yrs.     | Yes...          | Felony..      | Yes...    | Hab'l..       | Yes...   | .....    | .....   | 1 yr....            | Yes..                 | Yes.     |
| South Carolina..... | Yes..    | No...      | Yes...          | .....         | Yes...    | .....         | .....    | .....    | .....   | .....               | .....                 | .....    |
| South Dakota.....   | Yes..    | 1 yr..     | Yes...          | Felony..      | Yes...    | 1 yr..        | 1 yr..   | 18       | 16      | 6 mos.              | Yes..                 | Yes.     |
| Tennessee.....      | Yes..    | 2 yrs.     | Yes...          | Felony..      | Yes...    | Hab'l..       | Yes...   | 16       | 16      | 2 yrs..             | Yes..                 | Yes.     |
| Texas.....          | Yes..    | 3 yrs.     | Fraud.          | Felony..      | Yes...    | Hab'l..       | .....    | 16       | 14      | 6 mos.              | Yes..                 | Yes.     |
| Utah.....           | Yes..    | 1 yr..     | Yes...          | Felony..      | Yes...    | .....         | Yes...   | 16       | 14      | 1 yr....            | Yes..                 | Yes.     |
| Vermont.....        | Yes..    | 3 yrs.     | Yes...          | 3 yrs....     | Yes...    | .....         | Yes...   | 21       | 18      | 1 yr....            | Yes..                 | Yes.     |
| Virginia.....       | Yes..    | 3 yrs.     | Yes...          | Yes...        | Yes...    | .....         | .....    | 14       | 12      | 1 yr....            | Yes..                 | Yes.     |
| Washington.....     | Yes..    | 1 yr..     | Yes...          | Yes...        | Yes...    | Hab'l..       | Yes...   | 21       | 18      | 1 yr....            | Yes..                 | Yes.     |
| West Virginia.....  | Yes..    | 3 yrs.     | Yes...          | Yes...        | Yes...    | .....         | .....    | 18       | 16      | 1 yr....            | Yes..                 | Yes.     |
| Wisconsin.....      | Yes..    | 3 yrs.     | Yes...          | 3 yrs....     | Yes...    | 1 yr..        | Yes...   | 18       | 15      | 1 yr....            | Yes..                 | Yes.     |
| Wyoming.....        | Yes..    | 1 yr..     | Yes...          | Yes...        | Yes...    | Hab'l..       | 1 yr..   | 18       | 16      | 1 yr....            | Yes..                 | Yes.     |

\*Innocent party only. †Subsequent to marriage. ‡Incurable, after marriage. §Absence of ten years. ¶After divorce.

NOTE—Consanguinity and infidelity are causes for divorce in all the states.

## NOTED MEN IN PRIVATE LIFE.

Present whereabouts and occupation of statesmen and politicians once prominently before the public:

Alger, Russell A., Detroit, Mich.; capitalist.  
 Altgeld, John P., Chicago, Ill.; lawyer.  
 Bryan, W. J., Lincoln, Neb.; editor  
 Commoner.  
 Carlisle, John G., New York city; lawyer.  
 Cleveland, Grover, Princeton, N. J.; dean  
 law college.  
 Eckels, James H., Chicago; banker.  
 Endicott, W. C., Salem, Mass.; lawyer.

Hewitt, Abram S., New York; capitalist.  
 Hill, David B., New York; lawyer.  
 Lamont, Daniel S., New York city; railroads.  
 Lincoln, Robert T., Chicago; lawyer.  
 Morton, Levi P., New York; capitalist.  
 Olney, Richard, Boston, Mass.; lawyer.  
 Reed, Thomas B., New York; lawyer.  
 Stevenson, Adlai E., Bloomington, Ill.;  
 retired.  
 Vilas, William F., Madison, Wis.; lawyer.  
 Whitney, William C., New York; street-  
 car magnate.



THE PHILIPPINE ISLANDS.

The Philippine islands were ceded to the United States by Spain Dec. 10, 1898. Maj.-Gen. Merritt was the first military governor. He was succeeded in August, 1898, by Maj.-Gen. E. S. Otis, who in turn was followed May, 1900, by Maj.-Gen. Arthur MacArthur. The last named remained in office until July 4, 1901, when the military authority was transferred to Gen. A. R. Chaffee. The supreme authority in Philippine affairs is vested in the president of the United States until congress provides for a permanent form of government for the islands. The officers appointed by him are the following:

Civil Governor—William H. Taft.  
 Vice-Civil Governor—Gen. Luke E. Wright.  
 Military Governor—Gen. Adna R. Chaffee.  
 Interior Department—Commissioner D. C. Worcester.

Commerce and Police—Gen. Luke E. Wright.  
 Justice and Finance—Commissioner H. C. Ide.

Public Instruction—Commissioner B. Moses.

**AREA AND POPULATION**—The total area of the Philippine archipelago is estimated at about 115,300 square miles and the population at between 8,000,000 and 12,000,000. No accurate surveys have been made of the 2,000 islands in the group and no census has been taken since 1887, so that the figures are merely approximate. In May, 1901, a sanitary census of Manila, taken under the supervision of Lieut. Harry L. Gilchrist, showed that the total population was 244,732, of which number 181,361 were Filipinos, 51,567 Chinese, 8,562 Americans, 2,382 Spaniards and 960 of other nationalities. American soldiers were not included in the count.

**COMMERCE**—For the nine months ended March 31, 1901, the total imports amounted in value to \$22,969,008 as compared with \$15,107,148 for the corresponding period in 1900, and the exports to \$17,363,188 as compared with \$12,928,464 in 1900. Of the imports much the greater portion came from Europe and Asia, Great Britain alone supplying merchandise valued at \$5,453,105, while the United States supplied only \$2,007,007 worth. By countries the imports and exports for the time named were:

| COUNTRY.       | IMPORTS.    |              | EXPORTS.    |              |
|----------------|-------------|--------------|-------------|--------------|
|                | 1900.       | 1901.        | 1900.       | 1901.        |
| Europe.....    | \$6,326,352 | \$11,481,680 | \$5,286,513 | \$10,769,470 |
| N.America..... | 1,081,381   | 2,020,781    | 2,656,576   | 2,043,164    |
| S.America..... | .....       | .....        | 1,080       | 2,521        |
| C.America..... | .....       | .....        | .....       | 349          |
| W. Indies..... | .....       | 2,727        | .....       | 100          |
| Asia.....      | 8,827,191   | 11,028,465   | 5,230,284   | 6,951,832    |
| Oceania.....   | 619,462     | 284,548      | 383,756     | 348,037      |
| Africa.....    | 1,688       | 1,961        | 67,027      | 337,319      |
| Total.....     | 16,756,069  | 24,819,466   | 14,634,236  | 20,457,852   |

The chief products are hemp, sugar, coffee, tobacco leaf, copra, cigars and indigo. Between 600,000 and 700,000 bales of hemp are exported annually. From 1895 to 1899 the shipments of hemp to the United States have been: 1895, 273,918 bales; 1896, 290,327; 1897, 417,963; 1898, 338,124; 1899, 265,828.

The total customs revenues for six months ended June 30, 1901, were \$4,281,014.58; for

the same period in 1900, \$3,108,466.11, and 1899, \$2,144,654.26, an increase in 1901 over 1900 of 38 per cent and over 1899 of 100 per cent.

**CLIMATE**—In May, 1901, the Philippine commission passed an act for the establishment of a weather bureau, and in the future reliable data concerning the climatology of the islands will be available. The following tables showing the normal rainfall and temperature of Manila were prepared by the Manila observatory from data secured during 1883-98 for temperature and 1865-98 for rain.

TEMPERATURE.

| MONTH.         | Mean. | High-<br>est | Lowest | Abs-<br>olute | Abs-<br>olute |
|----------------|-------|--------------|--------|---------------|---------------|
|                | F.    | F.           | F.     | max.          | min.          |
| January.....   | 77.0  | 78.4         | 74.5   | 93.0          | 62.1          |
| February.....  | 77.7  | 79.5         | 75.9   | 95.7          | 61.0          |
| March.....     | 80.4  | 81.9         | 79.0   | 95.9          | 63.3          |
| April.....     | 82.9  | 84.9         | 81.1   | 99.0          | 66.0          |
| May.....       | 83.3  | 86.5         | 81.7   | 100.0         | 71.1          |
| June.....      | 82.0  | 85.1         | 80.6   | 97.0          | 70.9          |
| July.....      | 80.8  | 83.5         | 79.0   | 94.8          | 70.0          |
| August.....    | 80.8  | 81.9         | 79.5   | 94.3          | 69.1          |
| September..... | 80.4  | 81.7         | 79.3   | 93.7          | 70.5          |
| October.....   | 80.4  | 81.5         | 79.0   | 94.3          | 68.7          |
| November.....  | 79.0  | 80.2         | 77.7   | 92.1          | 64.9          |
| December.....  | 77.4  | 78.8         | 75.4   | 91.9          | 60.3          |
| Annual.....    | 80.2  | 86.5         | 74.5   | 100.0         | 60.3          |

RAINFALL.

| MONTH.         | Mean.   | High-<br>est | Lowest  | Great-<br>est |
|----------------|---------|--------------|---------|---------------|
|                | Inches. | Inches.      | Inches. | daily.        |
| January.....   | 1.193   | 7.835        | .20     | 7.827         |
| February.....  | .413    | 1.550        | .....   | 1.486         |
| March.....     | .736    | 3.945        | .....   | 2.362         |
| April.....     | 1.142   | 5.370        | .....   | 1.724         |
| May.....       | 4.197   | 10.114       | .....   | 6.567         |
| June.....      | 9.622   | 25.807       | .....   | 9.949         |
| July.....      | 14.567  | 31.882       | 5.276   | 11.421        |
| August.....    | 13.866  | 43.134       | 5.150   | 8.917         |
| September..... | 14.925  | 57.862       | 2.000   | 13.228        |
| October.....   | 7.536   | 23.217       | 1.555   | 6.772         |
| November.....  | 5.126   | 15.662       | 1.173   | 7.110         |
| December.....  | 2.134   | 13.658       | .008    | 8.543         |
| Annual.....    | 75.457  | 57.862       | .....   | 13.228        |

**EDUCATION**—In all the peaceful provinces rapid progress was made in 1901 in providing schools and teachers. Nearly 500 men and women were brought from the United States under three-year contracts to engage in the work of educating the natives and their children. It was found impracticable to make any other language than English the medium of imparting knowledge, as the home dialects were too numerous and Spanish was not understood by many.

EVENTS OF THE YEAR.

- Jan. 21—Department of public instruction established.
- Jan. 31—Act organizing municipal governments passed by the commission.
- March 23—Aguinaldo captured by Gen. Funston in Isabella province.
- 30—Gen. Funston made brigadier-general.
- April 9—Aguinaldo signs peace agreement.
- 19—Aguinaldo issues manifesto to the Phil-

- pinos advising them to submit to the Americans.
- 30—Gens. T'info and Alejandro surrender.
- May 17—Gen. Mascardo and 323 men surrender.
- June 16—Gen. Cailles surrenders.
- 21—President McKinley's order establishing civil government and appointing William H. Taft the first governor promulgated.
- 22—Gen. Adna R. Chaffee appointed military governor.
- July 4—The change from military to civil and military government goes into effect.
- 23—Transport loaded with teachers leaves San Francisco for Manila.

- Sept. 28—Forty-eight members of company C, 9th infantry, killed by insurgents at Balangigo, island of Samar.
- Oct. 6—Revised tariff to go into effect Nov. 15 promulgated by the war department.
- 18—Bolomen attack a detachment of the 9th infantry on the island of Samar, killing ten and wounding six men. One hundred of the enemy reported slain.
- 28—Bishop Sbaretti appointed by the pope delegate extraordinary to the Philippines to settle the church question.
- Nov. 2—Gen. Luke E. Wright appointed vice-governor.
- 5—Plot of Filipinos to massacre the garrison at Moncada, Luzon.

• IMPORTS INTO THE UNITED STATES FROM THE PHILIPPINE ISLANDS.  
— [Fiscal years ended June 30, 1900 and 1901.]

| ARTICLES.                           | 1900.      |             | 1901.     |             |
|-------------------------------------|------------|-------------|-----------|-------------|
|                                     | Quan'ty.   | Value.      | Quan'ty.  | Value.      |
| Free of duty—                       |            |             |           |             |
| Fibers, vegetable, manila..... tons | 32,365     | \$5,014,770 | 25,993    | \$4,254,416 |
| All other free articles.....        |            | 17,221      |           | 23,756      |
| Total free of duty.....             |            | 5,031,991   |           | 4,278,172   |
| Subject to duty—                    |            |             |           |             |
| Sugar, cane..... lbs                | 49,490,542 | 925,335     | 4,693,333 | 103,857     |
| All other dutiable articles.....    |            | 13,882      |           | 38,260      |
| Total subject to duty.....          |            | 939,217     |           | 142,117     |
| Total imports of merchandise.....   |            | 5,971,208   |           | 4,420,289   |

EXPORTS FROM THE UNITED STATES TO THE PHILIPPINES.

|   |        |           |           |           |
|---|--------|-----------|-----------|-----------|
| Animals, horses and mules..... No.                  | 4,050  | \$441,950 | 2,753     | \$232,660 |
| Breadstuffs.....                                    |        | 168,726   |           | 570,376   |
| Chemicals, drugs, dyes and medicines.....           |        | 48,955    |           | 38,147    |
| Coal..... tons                                      | 64,419 | 142,633   | 46,616    | 144,995   |
| Hay..... tons                                       | 10,544 | 162,199   | 16,683    | 323,994   |
| Iron and steel and manufactures of.....             |        | 383,892   |           | 503,127   |
| Malt liquors.....                                   |        | 563,950   |           | 762,176   |
| Oils—mineral, refined..... gals.                    | 29,861 | 7,921     | 1,247,866 | 119,424   |
| Paper and manufactures of.....                      |        | 52,843    |           | 66,141    |
| Provisions, comprising meat and dairy products..... |        | 60,244    |           | 47,374    |
| Spirits, distilled..... proof gals.                 | 83,258 | 156,352   | 167,072   | 316,024   |
| Vegetables.....                                     |        | 64,514    |           | 187,638   |
| Wood and manufactures of.....                       |        | 84,127    |           | 43,010    |
| All other articles.....                             |        | 307,118   |           | 659,034   |
| Total domestic exports.....                         |        | 2,635,624 |           | 4,014,180 |

THE ISLAND OF MINDANAO.

[From official material compiled in the division of insular affairs of the war department.]

The island of Mindanao occupies the extreme southeastern corner of the United States. The following table gives the most important geographical features:

| PROVINCE.      | Local governments.       | Capital.              | Depend-ent Isls. | Area, sq. miles. | Popula-tion. |
|----------------|--------------------------|-----------------------|------------------|------------------|--------------|
| Basilan.....   | Military.....            | Isabela de Basilan... | 56               | 354              | 8,000        |
| Cotabato.....  | Military.....            | Cotabato.....         | 9                | 8,344            | 4,148        |
| Dapitan.....   | Military.....            | Dapitan.....          | 6                | 3,900            | 20,273       |
| Davao.....     | Military.....            | Davao.....            | 25               | 9,171            | 33,668       |
| Lanao.....     | Military.....            |                       |                  | 2,386            | 100,000      |
| Misamis.....   | Civil, May 15, 1901..... | Misamis.....          | 5                | 5,879            | 126,942      |
| Surigao.....   | Civil, May 15, 1901..... | Surigao.....          | 83               | 13,001           | 85,125       |
| Zamboanga..... | Military.....            | Zamboanga.....        | 80               | 3,486            | 117,503      |
| Total.....     |                          |                       | 264              | 46,521           | 495,659      |

States possessions in eastern Asia. The nearest Dutch island is Arlaga, the northernmost of the Carcaralag group, thirty-seven (nautical) miles due south of the Saranganis of Mindanao in the Celebes sea. The mainland of the island is 270 miles from north to south and 386 from east to

The above table, carefully computed from reliable data, shows that Mindanao has an area of from 8,272 to 12,521 square miles more than given it by various authorities, which brings this great island to within close proximity of the size of Luzon. The mountain system, more or less affect-

ed by volcanoes and earthquakes, has for its highest elevation the volcano of Apo, 10,312 feet, and Malindang, 8,560 feet, the average of the higher summits ranging between 3,000 and 8,000. Its chief river, the Pulangui or Grande of Mindanao, in length and volume is one of the finest streams in the archipelago. The Agusan is another large river. It has nine mountain lakes, the largest twenty-one by twelve miles. There are also iron and sulphur springs and thermal waters celebrated for their curative qualities. Its great bays are among the largest and best in the Philippines. Its great intersea channels are lighted. While roads are scarce, it has ample means of transportation along the coast or on its great rivers, where practically all the towns and villages are situated. Of the former 124 range from 500 to 13,874 population. Of the latter there are 400. Of the 264 dependent islands Dinagat is 337 square miles in area, about one-third the size of the state of Rhode Island. It has five other islands with an area from 90 to 190 square miles. Its vegetable products exceed in variety and value those of any of the other islands. In the production of hemp it stands fifth, but with a larger percentage of product to population than elsewhere. The famous spices of the east grow wild and luxuriantly, especially cloves, nutmegs and cinnamon, with its valuable products; rice, sugarcane, cotton, cabonero, indigo, coffee, tobacco, cocconut, corn, sweet potatoes and vegetables.

Its mineral wealth is represented by valuable deposits of coal, working mines of gold and reported copper and platinum. The mineral possibilities of Mindanao are regarded as valuable.

The forests are also valuable. The molave, resembling yellow pine; the valuable teak for shipbuilding, ebony for furniture making, junipers and cypresses exist in abundance. Gum, resin, wax and honey-producing trees and medicinal and dye plants also yield largely.

The natural history of the island is interesting, there being 207 species of birds, among them the singular hornbill, parrots, cockatoos, jungle fowls, kingfishers, pigeons, doves (among them the beautiful red-spotted pualada), monkeys, deer, caguano (a combination of monkey and bat), wild hogs, "Iguanas" (the giant lizard, from six to seven feet in length), snakes (particularly the boa) and crocodiles of great size.

The fruit kingdom is also well represented in the pineapple, mangosteen, sapote, banana, orange, lemon, etc.

Large herds of horses, cattle and carabaos are raised. Owing to the dominant Mohammedan religion there are but few domesticated hogs, although the forests abound in the wild variety. There is a little weaving of hemp and cotton fabrics, sufficient for home use. The most important industry is the production and shipment of hemp, forest and sea products. The edible birds' nests (salangane) are gathered in large quantities from the caves along the coasts of the mainland and islands.

The 23d United States Infantry, detached from the forces in Sulu, made the first United States military occupation of Mindanao at Zamboanga in November, 1899. This was followed by the establishment of regimental headquarters 31st United States Infantry at the same point, the 2d battalion at Cotabato and the 3d at Davao during the month of December, 1899. Sta-

tions were established at Polloc, Mati, Parangparang, Baganga, Surigao, Cagayan, Iligan, Misamis and Dapitan between that date and April 4, 1900. From that period subordinate garrisons were stationed at strategic points and operations were conducted in the north against hostile insurgents and in the south and east for the purpose of re-establishing order and government and to regulate intercourse between the Filipinos and Moros.

#### BATANES AND BABUYANES, MID-OCEAN ISLES.

From official material compiled in the division of insular affairs of the war department the following abstract has been prepared concerning two groups of islands in the channel of commerce which connects the waters of the Pacific and China seas, and occupying the position of outposts on the northern limit of the United States possessions in the far east.

The Batanes, the northernmost of the two, lie 150 nautical or 173 statute miles off Cape Engano, the promontory which terminates the northeastern coast of Luzon. The Babuyanes, at the south, lie about midway between these two points. The treaty of peace between the United States and Spain, describing the limits of the possessions thus acquired, designates the northern line to pass "through the middle of the navigable channel of Bashi, from the 118th to the 127th meridian of longitude east of Greenwich." About twenty-three miles south of this line lifts the rocky summit of the most northern of the Batanes. In the Balingtan channel to the southward, within United States jurisdiction and connecting the same seas, are the Babuyanes, or "Five Islands."

A steamer pointing her course from San Francisco about southwest by west after traversing 2,100 nautical miles would find herself in port at Honolulu. Resuming her voyage along the parallel of 21 degrees 30 minutes north, due west 4,400 miles, a huge rock rising directly before her would not only be her landmark of entrance to the Bashi or channel of boundary but also the extreme northern land of the Philippine archipelago. This rock, so important to navigators and convenient as a resting place for birds of the sea, is known on the chart as Y'Ami, one of the Batanes group. To navigators approaching the coast of Asia this rock is of great significance. From it they point their courses to Hongkong, on the mainland of China about 462 nautical miles north by west, also to Manila by the northern route in a southerly course 422 nautical miles, and to Singapore, about southwest 1,560 nautical miles. Steamers bound eastward from the same rock lay their course to Yokohama, northeast 2,556 nautical miles, to the United States via Honolulu as already mentioned, to Guam (United States), east-southeast 1,400 nautical miles, and to Apia via Guam, 4,400 nautical miles. The nearest foreign soil is Formosa or the island of Taiwan, in 1895 ceded to Japan as one of the results of the war with China. It lies ninety-three miles northwest of Y'Ami.

The physical characteristics of both groups indicate not only volcanic origin but activity of a comparatively recent date. At the entrance to the port of San Pio Quinto a boiling spring shows evidence of subterranean force. Among the Didicas rocks, upon which the United States cruiser Charleston became a wreck, is an active

volcano, and on the larger islands are volcanic summits 2,450 to 3,200 feet high. In the midst of these elevations are valleys of great fertility, with sloping plains covered with luxuriant vegetation.

The climate of all the islands is salubrious, the mean temperature ranging in the vicinity of 78 degrees. The area of the two groups, comprising thirty-eight islands, is 260 square miles, with an aggregate population of 10,959.

The history of the inhabitants is wrapped in mystery. Their relations linguistically would indicate a long isolation. The little which is known of them suggests descent from the settlements of the piratical Chinese chieftains who were the scourge of the islands\* of the Asiatic coast when the first Europeans arrived, and continued to be so until very recent years.

Santo Domingo de Basco in Batan and Fuga in the Babuyanes are the chief harbors. The inhabitants, owing to the strong currents and the tempestuous ocean which surrounds them, have but little communication with the mainland. There is no civil government, Spain never having formally established authority on the islands. On January 10, 1900, the United States cruiser

Princeton took formal possession at Santo Domingo de Basco, the capital. Since that time this port has been one of the cruising stations for the United States navy.

On the larger islands yams, sweet potatoes, corn, onions, garlic, rice, sugarcane, potatoes, wheat and vegetables are grown successfully. A fine variety of sandstone is the only mineral known. Owing to the heavy winds of the sea the islands are but sparsely timbered. Among the fruits pineapples and grapes are specially known for their excellent quality.

The chief industry is the raising of cattle, hogs (from which the Babuyanes take their name), goats and horses. The latter, on account of their size and merits, are in great demand throughout the archipelago. The manufacture of lard and cocoanut oil is also important. From the sugarcane is distilled large quantities of a drink known locally as palec.

The experience of the wrecked crew of the Charleston during their camp at San Pio Quinto on the island of Camiguin of the Babuyanes group demonstrated the friendly spirit of the natives, in return for which a large number of tools and unneeded articles were turned over to them.

### CUBA.

Military Governor—Maj.-Gen. Leonard Wood, U. S. A.

Definite steps were taken in the course of the first six months of the year by the congress of the United States and by the constitutional convention of Cuba (see page 254 Daily News Almanac for 1901) to determine the future relations of the two countries. The so-called Platt amendment to the army appropriation bill was adopted by the United States senate Feb. 27 by a vote of 43 yeas to 20 nays and agreed to by the house March 1 by a vote of 159 yeas to 134 nays. The Cuban convention was at first strongly opposed to accepting the conditions laid down by the amendment and sought to have them modified in several material respects, but finally, on the 12th of June, by a vote of 16 to 11, agreed to them without qualifications of any sort. This result was brought about by the report of a commission which had been appointed by the convention and sent to Washington in April to confer with the president on the relations of Cuba and the United States. Briefly, the Platt resolutions provide:

1. That Cuba shall not enter into any treaty or other compact with any foreign power which will impair the independence of Cuba and shall not permit any foreign power to obtain lodgment on the island in any manner.

2. That Cuba shall not incur a public debt beyond the ordinary revenues of the island.

3. That the United States may intervene to preserve Cuban independence and to protect life, property and individual liberty.

4. That all the acts of the United States during the military occupancy of the island shall be ratified.

5. That sanitary plans to prevent the recurrence of epidemics shall be carried out.

6. That the Isle of Pines shall be omitted from Cuban territory, the title thereto being left for future adjustment.

7. That the United States shall be permitted to buy or lease lands for naval or coaling stations on the island at points to be agreed upon.

8. That these provisions shall be embodied in a permanent treaty with the United States.

CONSTITUTION—On the 21st of February the constitution as adopted by the convention was signed by the members of that body. The instrument is in the main like that of the United States. It provides for a republic of six states, coinciding with the six old provinces of Havana, Matanzas, Pinar del Rio, Puerto Principe, Santa Clara and Santiago. The election law occupied the time of the convention until September and had just been completed when President McKinley died. It provided for a general election Dec. 31, 1901, at which representatives in congress, provincial councilors and governors and members of an electoral college are to be chosen by direct vote. The electoral college will meet Feb. 21, 1902, to choose a president and vice-president of the republic and members of the senate, of whom there are to be six from each province. The most prominent candidate for the presidency at the close of the year was Estrada Palma, who represented Cuba in the United States at the time of the revolution. The convention having completed the work for which it was summoned was formally dissolved by Gov.-Gen. Wood Oct. 3.

AREA AND POPULATION—The total area of Cuba is 35,994 square miles. The population in 1899, when the last census was taken, was 1,572,797, distributed among the six provinces as follows:

|                |              |                 |              |
|----------------|--------------|-----------------|--------------|
| Havana         | .....424,804 | Puerto Pri'cipe | 88,234       |
| Matanzas       | .....202,444 | Santa Clara     | ...356,536   |
| Pinar del Rio. | 173,064      | Santiago        | .....327,715 |

Population of principal cities:

|            |              |                 |             |
|------------|--------------|-----------------|-------------|
| Havana     | .....235,981 | Matanzas        | .....36,374 |
| Santiago   | .....43,090  | Puerto Pri'cipe | 25,102      |
| Cienfuegos | ....30,338   | Cardenas        | .....21,940 |

About 67 per cent of the population is white.

EDUCATION—The public schools of Cuba have been under the direct charge of Lieut. Matthew E. Hanna since 1899 and are rapidly growing in number and efficiency. At the

close of the war public education was at a standstill; at the close of 1900 there were in the island 3,567 schoolrooms and the same number of teachers, with a total enrollment of 172,273 pupils. Teachers, schools and pupils were distributed among the provinces as follows:

| Provinces.            | Teachers. | Schools. | Pupils. |
|-----------------------|-----------|----------|---------|
| Havana .....          | 904       | 904      | 41,383  |
| Puerto Principe.....  | 246       | 246      | 9,355   |
| Santa Clara.....      | 379       | 379      | 44,872  |
| Santiago de Cuba..... | 645       | 645      | 33,983  |
| Pinar del Rio.....    | 274       | 274      | 13,282  |
| Matanzas .....        | 619       | 619      | 29,398  |

Grand total.....3,567 3,567 172,273

The average salary per month paid to men teachers is \$49.91 and to women \$47.73.

IMPORTS AND EXPORTS.—For the twelve months ended June 30, 1901, the total value of imports of merchandise amounted to \$65,050,141 and of exports to \$63,115,821, showing an excess of exports of only \$1,934,320. In the month of June the balance of

IMPORTS INTO THE UNITED STATES FROM CUBA (FISCAL YEARS ENDED JUNE 30).

| ARTICLES.                                     | 1900.       |            | 1901.         |            |
|---|-------------|------------|---------------|------------|
|   | Quantities. | Values.    | Quantities.   | Values.    |
| Free—Articles the growth of U. S. returned..  |             | \$168,639  |               | \$127,586  |
| Cocoa, crude, etc..... lbs                    | 1,571,478   | 196,818    | 3,071,143     | 395,409    |
| Copper—pigs, bars, etc..... lbs               | 1,250,796   | 261,530    | 1,054,591     | 128,825    |
| Fibers, vegetable..... tons                   | 217         | 40,543     | 27            | 3,287      |
| Fruits, including nuts.....                   |             | 224,183    |               | 680,652    |
| Manganese, ore and oxide of..... tons         | 19,257      | 295,936    | 23,901        | 310,434    |
| Wood.....                                     |             | 425,918    |               | 810,326    |
| All other free articles.....                  |             | 292,997    |               | 235,018    |
| Total free of duty.....                       |             | 1,876,619  |               | 2,691,587  |
| Subject to Duty—Fibers, vegetable, manufs. of |             | 719        |               | 583        |
| Fish.....                                     |             | 3,943      |               | 5,254      |
| Fruits.....                                   |             | 140,236    |               | 290,909    |
| Iron and Steel—Ore, manufactures, etc.....    |             | 500,947    |               | 615,794    |
| Spirits, distilled..... proof gals.           | 2,396       | 4,141      | 5,648         | 9,745      |
| Sponges.....                                  |             | 123,575    |               | 196,754    |
| Sugar and Molasses—Molasses..... gals.        | 5,080,893   | 517,289    | 10,536,143    | 991,176    |
| Cane..... lbs                                 | 705,456,352 | 18,243,679 | 1,099,404,393 | 26,373,630 |
| Tobacco—Leaf..... lbs                         | 11,409,073  | 7,622,333  | 18,640,793    | 9,830,823  |
| Manufactures of.....                          |             | 2,081,948  |               | 2,301,949  |
| Vegetables.....                               |             | 42,379     |               | 81,002     |
| Other dutiable articles.....                  |             | 213,816    |               | 139,461    |
| Total subject to duty.....                    |             | 29,495,085 |               | 40,727,140 |
| Total imports of merchandise.....             |             | 31,371,704 |               | 43,418,727 |

EXPORTS FROM THE UNITED STATES TO CUBA.

|   |           |            |           |            |
|---|-----------|------------|-----------|------------|
| Agricultural implements.....                  |           | \$175,816  |           | \$105,397  |
| Animals—Cattle, hogs, horses, mules, etc..... |           | 2,983,766  |           | 2,079,918  |
| Breadstuffs—Corn, wheat, flour, etc.....      |           | 2,914,570  |           | 3,190,232  |
| Cars and other vehicles.....                  |           | 385,833    |           | 633,631    |
| Chemicals, drugs, dyes and medicines.....     |           | 491,321    |           | 451,312    |
| Coal..... tons                                | 336,406   | 726,815    | 374,172   | 1,004,341  |
| Cotton, manufactures of.....                  |           | 612,252    |           | 886,037    |
| Eggs..... doz.                                | 3,735,664 | 592,601    | 2,604,392 | 477,045    |
| Fibers, vegetable, manufactures of.....       |           | 44,687     |           | 43,553     |
| Fish.....                                     |           | 89,869     |           | 81,872     |
| Fruits, including nuts.....                   |           | 84,571     |           | 112,113    |
| Glass and glassware.....                      |           | 158,474    |           | 125,277    |
| Instruments, scientific, etc.....             |           | 218,307    |           | 236,139    |
| Iron and steel and manufactures of.....       |           | 3,717,127  |           | 3,800,985  |
| Leather and manufactures of.....              |           | 343,209    |           | 474,029    |
| Malt liquors.....                             |           | 677,522    |           | 999,096    |
| Oils of all kinds..... gals.                  | 6,395,906 | 524,086    | 5,635,887 | 509,539    |
| Paper and manufactures of.....                |           | 271,997    |           | 240,004    |
| Provisions—Meat and dairy products.....       |           | 5,214,489  |           | 5,550,036  |
| SOAP.....                                     |           | 54,926     |           | 29,461     |
| Spirits, distilled..... proof gals.           | 14,998    | 20,768     | 3,614     | 5,244      |
| Starch..... lbs                               | 2,100,170 | 44,217     | 431,646   | 9,522      |
| Tobacco, manufactures of.....                 |           | 196,553    |           | 162,529    |
| Vegetables.....                               |           | 825,090    |           | 624,970    |
| Wood and manufactures of.....                 |           | 2,122,553  |           | 1,539,355  |
| All other articles.....                       |           | 1,824,173  |           | 1,928,096  |
| Total domestic exports to Cuba.....           |           | 25,235,892 |           | 24,100,453 |

trade was in favor of Cuba, the exportations exceeding the importations by \$234,698. During the six months ended June 30 the balance was for Cuba by the amount of \$10,281,052, showing a gain of \$15,709,307 over the same period in 1900, when the balance was adverse by \$5,428,258. The value of tobacco and manufactures of tobacco exported during the ten months ended April 30, 1901, was \$25,372,735, an increase of 84 per cent; of sugar and molasses, \$19,976,959, increase 55 per cent; vegetables, fruits and nuts, \$1,020,010, increase 111 per cent.

RECEIPTS.—For the eight months ended Aug. 31, 1901, the total customs receipts were \$10,455,029.61 as against \$10,682,434.29 for the same period in 1900. The total amount of internal revenue collected during the fiscal year ended June 30, 1901, was \$671,512.55 as against \$634,733.29 in 1900. The total postal revenues for the eleven months ended May 31, 1901, were \$340,072, and for the same period of 1900, \$197,178.91, showing an increase of \$142,893.58, or about 72 per cent.

## RAILROADS OF CUBA.

[From the report of William H. Carlson, special commissioner of railroads, to Maj.-Gen. Leonard Wood, military governor of Cuba, March, 1901.]

| NAME.                          | Mileage. | Capital stock. | Funded indebtedness | Aggregate.   |
|--------------------------------|----------|----------------|---------------------|--------------|
| United Railways of Havana..... | 246½     | \$17,275,200   | .....               | \$17,275,200 |
| Western.....                   | 109½     | 300,000        | \$1,978,500         | 2,278,500    |
| Marianao & Havana.....         | 9        | 700,000        | .....               | 700,000      |
| Havana Terminal.....           | 6        | 453,293        | .....               | 453,293      |
| Matanzas road.....             | 17¾      | 5,850,000      | 87,680              | 5,947,680    |
| Cardenas & Jucaro.....         | 20½      | 8,000,000      | .....               | 8,000,000    |
| Cuban Central railroads.....   | 18½      | 8,784,000      | 3,416,000           | 12,200,000   |
| San Cayetano & Vinales.....    | 15       | 350,000        | 250,000             | 600,000      |
| Trinidad road.....             | 22       | 117,772        | .....               | 117,772      |
| Jucaro-Moron.....              | 40       | 1,145,800      | .....               | 1,145,800    |
| Puerto Principe.....           | 45       | 1,000,000      | .....               | 1,000,000    |
| Tunas & Sancti Spiritus.....   | 24½      | 390,000        | .....               | 390,000      |
| Guantanamo.....                | 2¾       | 1,000,000      | .....               | 1,000,000    |
| Gibara & Holguin.....          | 20       | 232,500        | 179,000             | 411,500      |
| Santiago line.....             | 33       | 1,200,000      | 150,000             | 1,350,000    |
| Havana electric line.....      | 12½      | 10,000,000     | 4,000,000           | 14,000,000   |
| Cuban electric line.....       | 2½       | 1,000,000      | .....               | 1,000,000    |
| Total.....                     | 1,172¾   | 57,798,535     | 10,071,180          | 67,869,715   |

There are, in addition, 104 private railroads, most of them in use on plantations. These lines have a total mileage of 864 miles. The total earnings of the public railroads in the last fiscal year were \$6,212,143.37; operating expenses, \$4,107,340.09; profit, \$2,120,662.81.

## SUGAR CROP OF CUBA (1885 TO 1901).

[From Habana Revista de Agricultura.]

| YEAR.     | Gross tons. | Value.       | Val. per ton. | YEAR.     | Gross tons. | Value.       | Val. per ton. |
|-----------|-------------|--------------|---------------|-----------|-------------|--------------|---------------|
| 1885..... | 631,967     | \$39,653,200 | \$62.74       | 1894..... | 1,054,214   | \$57,508,100 | \$54.55       |
| 1886..... | 731,726     | 41,508,300   | 56.72         | 1895..... | 1,004,264   | 42,070,900   | 41.89         |
| 1887..... | 646,578     | 36,474,700   | 56.41         | 1896..... | 925,221     | 12,123,340   | 53.85         |
| 1888..... | 656,719     | 45,219,900   | 68.85         | 1897..... | 212,051     | 9,543,100    | 45.00         |
| 1889..... | 560,333     | 46,314,200   | 82.65         | 1898..... | 305,543     | 13,877,900   | 45.42         |
| 1890..... | 632,368     | 40,137,900   | 63.47         | 1899..... | 335,668     | 17,244,800   | 51.37         |
| 1891..... | 819,760     | 53,220,000   | 64.92         | 1900..... | 300,073     | 17,583,500   | 58.59         |
| 1892..... | 976,789     | 64,220,000   | 65.74         | 1901*     | 630,000     | 30,000,000   | 50.00         |
| 1893..... | 815,894     | 59,481,900   | 72.90         |           |             |              |               |

\*Figures for 1901 are estimates based on incomplete returns.

## PORTO RICO.

Porto Rico, according to the decision of the United States Supreme court in the insular cases May 27, 1901, is a territory appurtenant and belonging to the United States, but not a part of the United States within the revenue clause of the constitution. The island was ceded to the United States by Spain Dec. 10, 1898, and was under military rule until the Foraker law went into effect May 1, 1900. (For the provisions of that law see The Daily News Almanac for 1901.) In accordance with the third section of that act, the legislative assembly of Porto Rico having put into operation a system of local taxation to meet the necessities of government, President McKinley on the 25th of July—the anniversary of the landing of American troops on the island in 1898—proclaimed free trade between the United States and Porto Rico.

GOVERNMENT—Civil government, under the provisions of the Foraker act, was established May 1, 1900. The upper house consists of eleven members, six of whom are "cabinet" officers appointed by the president; the lower house is made up of thirty-five delegates elected by the people every two years. The governor, who is appointed by the president, has practically the same duties as the governor of any other terri-

tory of the United States. The present officers are: Governor, William H. Hunt; secretary, Charles Hartzell; attorney-general, James S. Harlan.

AREA AND POPULATION—The area of Porto Rico is about 3,600 square miles, and the population, as shown by the military census of 1899, is 953,243. Of these 941,751 are natives. The whites number 595,426 and the colored 369,817. The colored are subdivided into 304,352 mestizos, 59,390 negroes and 75 Chinese. By departments the population is: Aguadilla, 99,645; Arecibo, 162,308; Bayamon, 160,045; Guayama, 111,986; Humacao, 88,501; Mayaguez, 127,566; Ponce, 203,191. The cities having more than 5,000 inhabitants are: San Juan, 32,048; Ponce, 27,952; Mayaguez, 15,187; Arecibo, 8,008; Aguadilla, 6,425; Yauco, 6,108; Guayama, 5,334; Caguas, 5,450.

EDUCATION—In 1901 it was estimated that there were 300,000 children of school age on the island, but of these only 40,000 could be accommodated in the public schools. There were 800 teachers, of whom 145 were Americans. Textbooks, slates and stationery are furnished free. About 72 per cent of the population can neither read nor write, but illiteracy is chiefly confined to the colored races.

COMMERCE—For the year ended June 30,

TERRITORY OF HAWAII.

147

1901, the total exports from Porto Rico to foreign countries and the United States amounted to \$8,663,816, while the imports from all sources amounted to \$9,367,230. Of the exports the United States took merchandise valued at \$5,581,288; Spain, \$583,357;

Cuba, \$1,101,046; France, \$471,648; Germany, \$140,592; Nova Scotia, New Brunswick, etc., \$288,612. Of the imports \$7,414,502 came from the United States, \$808,441 from Spain, \$374,837 from the united kingdom, \$166,723 from France and \$152,201 from Germany.

IMPORTS INTO THE UNITED STATES FROM PORTO RICO.

[Fiscal years ended June 30, 1900 and 1901.]

| ARTICLES.  | 1900.      |           | 1901.       |           |
|--|------------|-----------|-------------|-----------|
|  | Quan'ty.   | Value.    | Quan'ty.    | Value.    |
| Free of duty*—                                     |            |           |             |           |
| Articles, the growth, etc., of U. S. returned..... |            | \$20,887  |             | \$22,017  |
| Coffee.....lbs                                     | 103,261    | 10,246    | 81,333      | 4,523     |
| Copper—pigs, bars, ingots.....lbs                  | 113,580    | 12,870    | 68,828      | 6,987     |
| Cabinet wood.....lbs                               |            | 15,120    |             | 357       |
| All other free articles.....                       |            | 2,597     |             | 31,080    |
| Total free of duty.....                            |            | 61,720    |             | 64,919    |
| Subject to duty*—                                  |            |           |             |           |
| Fruits.....  |            | 2,397     |             | 81,516    |
| Hides of cattle.....lbs                            |            | 13,214    | 379,141     | 40,836    |
| Molasses.....gals.                                 | 1,185,739  | 252,452   | 1,141,280   | 248,359   |
| Sugar.....lbs                                      | 72,558,131 | 2,449,616 | 142,774,452 | 4,924,694 |
| Tobacco, leaf.....lbs                              | 1,145,828  | 252,130   | 605,127     | 158,482   |
| Manufactures.....                                  |            | 11,926    |             | 280,643   |
| All other dutiable articles.....                   |            | 84,940    |             | 84,443    |
| Total subject to duty.....                         |            | 3,016,695 |             | 5,818,973 |
| Total imports of merchandise.....                  |            | 3,078,415 |             | 5,883,892 |

EXPORTS FROM THE UNITED STATES TO PORTO RICO.

|   |           |           |            |           |
|---|-----------|-----------|------------|-----------|
| Books, maps, etc.....                               |           | \$13,971  |            | \$40,904  |
| Breadstuffs.....                                    |           | 1,013,201 |            | 985,009   |
| Candles.....lbs                                     | 111,772   | 10,048    | 375,818    | 32,511    |
| Cars and other vehicles.....                        |           | 96,409    |            | 70,540    |
| Chemicals, drugs, dyes and medicines.....           |           | 59,028    |            | 89,236    |
| Coal.....tons                                       | 22,468    | 58,829    | 19,572     | 52,501    |
| Cotton, manufactures of.....                        |           | 312,460   |            | 1,884,734 |
| Fibers, vegetable, manufactures of.....             |           | 17,942    |            | 19,072    |
| Fish.....   |           | 57,676    |            | 314,495   |
| Glass and glassware.....                            |           | 14,412    |            | 19,830    |
| Instruments, scientific, etc.....                   |           | 32,392    |            | 28,377    |
| Iron and steel, manufactures of.....                |           | 579,505   |            | 481,577   |
| Leather and manufactures of.....                    |           | 88,788    |            | 86,724    |
| Malt liquors, in bottles.....doz.                   | 69,635    | 101,217   | 38,040     | 55,115    |
| Oils of all kinds.....gals.                         | 662,383   | 88,909    | 753,172    | 96,681    |
| Paper and manufactures of.....                      |           | 52,314    |            | 66,507    |
| Provisions, comprising meat and dairy products..... |           | 870,897   |            | 961,001   |
| Rice.....lbs  | 4,852,008 | 153,882   | 36,807,682 | 1,309,725 |
| Soap.....   |           | 17,895    |            | 27,343    |
| Spirits, distilled.....proof gals.                  | 6,008     | 8,362     | 972        | 1,727     |
| Sugar.....lbs                                       |           | 10,934    |            | 23,886    |
| Vegetables.....                                     |           | 104,730   |            | 100,764   |
| Wine.....gals.                                      | 13,027    | 5,365     | 49,206     | 19,319    |
| Wood and manufactures of.....                       |           | 368,985   |            | 802,985   |
| All other articles.....                             |           | 237,558   |            | 374,202   |
| Total domestic exports.....                         |           | 4,260,892 |            | 6,861,917 |

\*Free trade between the United States and Porto Rico was established July 4, 1901.

TERRITORY OF HAWAII.

The Hawaiian islands were formally annexed to the United States Aug. 12, 1896, and created a territory June 14, 1900. Full details of these events will be found in The Daily News Almanac for 1899 and 1901. The present governor is Sanford B. Dole and the secretary of the territory is Henry E. Cooper. The delegate to congress is Robert W. Wilcox, representing the native independent party. In the territorial legislature the parties stand: Independents, 25; republicans, 13; democrat, 1.

POPULATION—According to the federal cen-

sus of 1900 the total population of the territory is 154,001. In 1890 it was 89,990. The only large city is Honolulu, which in 1900 had a population of 33,306. By island divisions the population is as follows: Hawaii, 46,843; Kauai and Niihau, 20,734; Lanai and Maui, 25,416; Oahu, 58,504; Molokai, 2,504.

COMMERCE WITH THE UNITED STATES—The total value of the shipments of merchandise from Hawaii to the United States for the twelve months ended June, 1901, was \$27,903,058. Brown sugar was the principal item, amounting to 690,877,334 pounds, valued

at \$27,093,863. The other articles of importance were: Coffee, \$239,313; hides and skins, \$76,995; fruits, \$74,414; raw wool, \$99,742; rice, \$22,527.

Since the date of the annexation no

adequate data of shipments of merchandise from the United States to Hawaii or of imports from the United States into Hawaii have been kept, so no figures can be given.

**GUAM.**

Ceded to the U. S. by Spain Dec. 10, 1898. Area, about 200 square miles. Population, about 9,000. First American governor, Capt. R. P. Leary, U. S. N. Present (December, 1901) governor, Commander Seaton Schroeder, U. S. N.

**TUTUILA.**

Acquired by the United States in January, 1900. Area, including Manua and several other small islands, 79 square miles. Population, about 4,000. Pango-Pango harbor acquired by the United States in 1872.

**DISTANCES TO INSULAR POSSESSIONS.**

San Francisco to Honolulu, 2,089 miles.  
San Francisco to Manila, 6,789 miles.  
San Francisco to Tutuila, 4,408 miles.  
San Francisco to Guam, 5,589 miles.  
New York to San Juan, Porto Rico, 1,425 miles.

New York to Havana, 1,215 miles.  
New York to Manila, 11,361 miles.  
Tampa to Key West, 250 miles.  
Key West to Havana, 100 miles.  
Key West to San Juan, Porto Rico, 1,050 miles.

**INDIAN SCHOOLS.**

Enrollment, average attendance and cost to the government of Indian schools, 1900 and 1901, showing increase in 1901; also number of schools in 1901.

| KIND OF SCHOOL.                             | ENROLLMENT. |        |         | AV. ATTENDANCE. |        |         | No. of schools. | Cost to the govern- ment. |
|---|-------------|--------|---------|-----------------|--------|---------|-----------------|---------------------------|
|   | 1900.       | 1901.  | Inc.    | 1900.           | 1901.  | Inc.    |                 |                           |
| Government schools--                        |             |        |         |                 |        |         |                 |                           |
| Nonreservation boarding....                 | 7,430       | 7,928  | 498     | 6,241           | 6,917  | 676     | 25              | \$976,379.89              |
| Reservation boarding.....                   | 9,604       | 10,783 | 1,178   | 8,004           | 9,316  | 1,222   | 83              | 1,311,555.82              |
| Day.....                                    | 5,090       | 4,632  | \$468   | 3,525           | 3,277  | \$248   | 138             | 164,570.10                |
| Total.....                                  | 22,124      | 23,332 | 1,208   | 17,860          | 19,510 | 1,650   | 251             | \$2,467,195.81            |
| Contract schools--Boarding...               | 2,376       | .....  | \$2,376 | 2,068           | .....  | \$2,068 | .....           | .....                     |
| Day.....                                    | 30          | .....  | \$30    | 24              | .....  | \$24    | .....           | .....                     |
| Boarding, specially appro- priated for..... | 400         | 130    | \$270   | 329             | 111    | \$218   | 1               | 18,485.58                 |
| Total.....                                  | 2,806       | 130    | \$2,676 | 2,451           | 111    | \$2,840 | 1               | 18,485.58                 |
| Public schools.....                         | 246         | 257    | 11      | 118             | 131    | 13      | 19              | 2,204.61                  |
| Mission, boarding.....                      | 1,062       | 3,531  | 2,469   | 946             | 3,120  | 2,174   | 47              | 27,357.99                 |
| Mission, day.....                           | 213         | 272    | 59      | 193             | 205    | 12      | 5               | .....                     |
| Grand total.....                            | 26,451      | 27,522 | 1,071   | 21,568          | 23,077 | 1,509   | 304             | 2,515,223.99              |

\*\$14,600 to the account for field service. †Hampton school. ‡Taken up in mission schools. §Decrease. Nineteen public schools in which Indians are taught not enumerated here.

**\*NUMBER OF INDIAN SCHOOLS AND AVERAGE ATTENDANCE FROM 1877 TO 1901.**

| Yr.     | BOARDING SCHOOLS. |                  | †DAY SCHOOLS. |                  | TOTAL. |                  | Yr.     | BOARDING SCHOOLS. |                  | †DAY SCHOOLS. |                  | TOTAL. |                  |
|---------|-------------------|------------------|---------------|------------------|--------|------------------|---------|-------------------|------------------|---------------|------------------|--------|------------------|
|         | No.               | Av. at- tendance | No.           | Av. at- tendance | No.    | Av. at- tendance |         | No.               | Av. at- tendance | No.           | Av. at- tendance | No.    | Av. at- tendance |
| 1877... | 48                | .....            | 102           | .....            | 150    | 3,588            | 1880... | 140               | 9,865            | 106           | 2,367            | 246    | 12,232           |
| 1878... | 49                | .....            | 119           | .....            | 168    | 4,142            | 1891... | 146               | 11,425           | 110           | 2,163            | 256    | 13,588           |
| 1879... | 52                | .....            | 107           | .....            | 159    | 4,448            | 1892... | 149               | 12,422           | 126           | 2,745            | 275    | 15,167           |
| 1880... | 60                | .....            | 109           | .....            | 169    | 4,651            | 1893... | 156               | 13,635           | 119           | 2,068            | 275    | 16,303           |
| 1881... | 68                | .....            | 106           | .....            | 174    | 4,976            | 1894... | 157               | 14,457           | 115           | 2,639            | 272    | 17,220           |
| 1882... | 71                | 3,077            | 76            | 1,637            | 147    | 4,714            | 1895... | 157               | 15,061           | 125           | 3,127            | 282    | 18,188           |
| 1883... | 80                | 3,793            | 88            | 1,893            | 168    | 5,686            | 1896... | 156               | 15,683           | 140           | 3,579            | 296    | 19,262           |
| 1884... | 87                | 4,723            | 98            | 2,237            | 185    | 6,960            | 1897... | 145               | 15,026           | 143           | 3,650            | 288    | 18,676           |
| 1885... | 114               | 6,201            | 86            | 1,942            | 200    | 8,143            | 1898... | 148               | 16,112           | 149           | 3,596            | 297    | 19,648           |
| 1886... | 115               | 7,260            | 99            | 2,370            | 214    | 9,630            | 1899... | 149               | 16,891           | 147           | 3,631            | 296    | 20,522           |
| 1887... | 117               | 8,020            | 110           | 2,500            | 227    | 10,520           | 1900... | 153               | 17,708           | 154           | 3,860            | 307    | 21,568           |
| 1888... | 126               | 8,705            | 107           | 2,715            | 233    | 11,420           | 1901... | 161               | 19,464           | 143           | 3,613            | 304    | 23,077           |
| 1889... | 136               | 9,146            | 103           | 2,406            | 239    | 11,552           |         |                   |                  |               |                  |        |                  |

\*Some of the figures in this table as printed prior to 1896 were taken from reports of the superintendent of Indian schools. As revised, they are all taken from the reports of the commissioner of Indian affairs. Prior to 1882 the figures include the New York schools. †Indian children attending public schools are included in the average attendance, but the schools are not included in the number of schools.



Religious.

CHRISTIAN POPULATION OF THE WORLD.

[From Mulhall's Dictionary of Statistics.]  
(000 omitted in table by countries.)

|                        | <i>Prot-<br/>estant.</i> | <i>Roman<br/>catholic.</i> | <i>Greek<br/>catholic.</i> | <i>Total.</i> |                    | <i>Prot-<br/>estant.</i> | <i>Roman<br/>catholic.</i> | <i>Greek<br/>catholic.</i> | <i>Total.</i>  |
|------------------------|--------------------------|----------------------------|----------------------------|---------------|--------------------|--------------------------|----------------------------|----------------------------|----------------|
| U't'd kingdom          | 34,430                   | 5,410                      | .....                      | 39,840        | Switzerland ...    | 1,720                    | 1,180                      | .....                      | 2,900          |
| France .....           | 690                      | 37,740                     | .....                      | 38,430        | Danub'n states     | 20                       | 180                        | 9,730                      | 9,930          |
| Germany .....          | 31,150                   | 17,670                     | .....                      | 48,820        | Turkey-Greece..    | 50                       | 290                        | 2,700                      | 3,040          |
| Russia .....           | 2,950                    | 8,300                      | 73,000                     | 84,250        | United States..    | 61,030                   | 9,850                      | .....                      | 70,880         |
| Austria .....          | 3,890                    | 32,240                     | 3,180                      | 39,310        | Canada .....       | 2,640                    | 1,990                      | .....                      | 4,630          |
| Italy .....            | 60                       | 28,400                     | .....                      | 28,460        | Spanish Amer.      | 120                      | 45,610                     | .....                      | 45,730         |
| Spain-Portugal.        | 10                       | 22,690                     | .....                      | 22,790        | West Indies....    | 1,030                    | 2,480                      | .....                      | 3,510          |
| Scandinavia ..         | 9,280                    | 10                         | .....                      | 9,290         | Australia .....    | 1,120                    | 850                        | .....                      | 3,730          |
| Belg'm-Holland         | 2,710                    | 7,990                      | .....                      | 10,700        |                    |                          |                            |                            |                |
| Finland .....          | 2,390                    | 210                        | 50                         | 2,650         | <b>Total .....</b> | <b>157,050</b>           | <b>223,090</b>             | <b>88,660</b>              | <b>468,800</b> |
|                        |                          |                            |                            |               |                    |                          |                            |                            |                |
|                        |                          |                            |                            |               | <i>Christians.</i> | <i>Non-Christians.</i>   | <i>Total.</i>              |                            |                |
| Europe.....            |                          |                            |                            |               | 340,320,000        | 12,480,000               | 352,800,000                |                            |                |
| America.....           |                          |                            |                            |               | 124,740,000        | 170,000                  | 124,910,000                |                            |                |
| Australia.....         |                          |                            |                            |               | 3,800,000          | .....                    | 3,800,000                  |                            |                |
| Asia and Africa.....   |                          |                            |                            |               | 7,240,000          | 641,550,000              | 648,790,000                |                            |                |
| <b>The world .....</b> |                          |                            |                            |               | <b>476,100,000</b> | <b>654,200,000</b>       | <b>1,130,300,000</b>       |                            |                |

INCOMES FOR FOREIGN MISSIONS.

[From Missionary Review of the World. Latest statistics, 1900.]

| <i>Country.</i>              |             | <i>Country.</i>                                      |                     |
|------------------------------|-------------|--|---------------------|
| United States .....          | \$5,828,316 | Africa .....   | \$216,705           |
| Canada .....                 | 366,575     | West Indies .....                                    | 262,620             |
| England .....                | 7,872,618   |  |                     |
| Scotland .....               | 1,480,236   | <b>Total for world.....</b>                          | <b>\$19,100,990</b> |
| Ireland .....                | 126,457     | These figures include auxiliary missionary agencies. |                     |
| Wales .....                  | 51,685      | The following gives the incomes of mis-              |                     |
| Denmark .....                | 42,770      | sionary societies as reported in Almanac of          |                     |
| Finland .....                | 28,860      | Missions, 1900:                                      |                     |
| France .....                 | 263,191     | United States .....                                  | \$4,710,430         |
| Germany .....                | 1,541,386   | Canada .....   | 506,129             |
| Netherlands .....            | 129,326     | Great Britain .....                                  | 7,766,740           |
| Norway .....                 | 159,680     | Continental Europe .....                             | 1,886,744           |
| Sweden .....                 | 174,786     | Asia, Australia, Africa.....                         | 490,650             |
| Switzerland .....            | 37,337      |  |                     |
| Australasia and Oceania..... | 337,879     | <b>Total .....</b>                                   | <b>\$15,360,693</b> |
| Asia .....                   | 175,563     |  |                     |

AMERICAN AND CANADIAN MISSIONARY SOCIETIES IN CHINA.

| SOCIETY.   | <i>Ordained<br/>mission-<br/>aries.</i> | <i>Lay<br/>mission-<br/>aries.</i> | <i>Communi-<br/>cants.</i> |
|--|---|------------------------------------|----------------------------|
| American board (Congregational).....               | 36                                      | 11                                 | 3,740                      |
| American Baptist Missionary union.....             | 24                                      | 7                                  | 2,238                      |
| Protestant Episcopal board .....                   | 14                                      | 3                                  | 1,194                      |
| Presbyterian board (north) .....                   | 58                                      | 18                                 | 8,317                      |
| Reformed Church in America .....                   | 5                                       | .....                              | 1,304                      |
| Methodist Episcopal church .....                   | 41                                      | 9                                  | 20,326                     |
| Methodist Episcopal church (south) .....           | 13                                      | 1                                  | 751                        |
| Seventh Day Baptist.....                           | 1                                       | .....                              | 65                         |
| Southern Baptist convention.....                   | 15                                      | .....                              | 1,499                      |
| Presbyterian church (south) .....                  | 21                                      | 8                                  | 370                        |
| Women's Union Missionary society.....              | .....                                   | .....                              | .....                      |
| Presbyterian church, Canada .....                  | 9                                       | 2                                  | 9                          |
| American Bible society .....                       | 1                                       | 5                                  | .....                      |
| Foreign Christian Missionary society.....          | 9                                       | 2                                  | 204                        |
| Christian and Missionary alliance.....             | 5                                       | 53                                 | .....                      |
| United Brethren in Christ .....                    | 3                                       | 3                                  | 19                         |
| Swedish-American mission.....                      | 3                                       | .....                              | 1                          |
| American Friends' board .....                      | 1                                       | .....                              | 50                         |
| Methodist Episcopal church, Canada.....            | 6                                       | .....                              | 10                         |
| Gospel Baptist mission.....                        | 8                                       | .....                              | .....                      |
| Y. M. C. A. in foreign lands.....                  | .....                                   | 3                                  | .....                      |
| Reformed Presbyterians.....                        | 2                                       | .....                              | .....                      |
| Cumberland Presbyterians.....                      | 1                                       | 1                                  | .....                      |
| <b>Total, American and Canadian societies.....</b> | <b>276</b>                              | <b>126</b>                         | <b>40,027</b>              |

## STATISTICS OF CHURCHES IN THE UNITED STATES.

[From the New York Independent.]

| DENOMINATION.   | MINISTERS. |        | CHURCHES. |        | MEMBERS.  |           |
|---|------------|--------|-----------|--------|-----------|-----------|
|   | 1890.      | 1900.  | 1890.     | 1900.  | 1890.     | 1900.     |
| Adventists—Seventh Day.....                               | 284        | 372    | 995       | 1,470  | 28,991    | 55,316    |
| Life and Advent Union.....                                | 50         | 60     | 28        | 33     | 1,018     | 3,000     |
| Armenians.....  | 7          | 15     | 6         | 21     | 935       | 8,500     |
| Baptists—Regular (North).....                             | 6,685      | 7,415  | 7,907     | 9,374  | 900,450   | 973,820   |
| Regular (South).....                                      | 8,957      | 12,058 | 16,235    | 18,963 | 1,280,066 | 1,608,413 |
| Regular (Colored).....                                    | 5,498      | 14,351 | 12,533    | 15,654 | 1,348,989 | 1,864,600 |
| Seventh Day.....  | 115        | 119    | 103       | 115    | 9,143     | 8,991     |
| Free Will.....  | 1,493      | 1,619  | 1,504     | 1,487  | 87,838    | 85,109    |
| General.....  | 332        | 450    | 399       | 550    | 21,362    | 28,000    |
| Separate.....   | 19         | 113    | 24        | 103    | 1,599     | 6,479     |
| Brethren in Christ (River).....                           | 123        | 152    | 78        | 78     | 2,988     | 4,000     |
| Catholics—Roman.....                                      | 9,166      | 11,636 | 10,245    | 12,062 | 6,242,267 | 8,610,226 |
| Independent Polish.....                                   |            | 19     |           | 18     |           | 15,000    |
| Independent Old Catholic.....                             | 1          | 6      | 4         | 5      | 665       | 10,000    |
| Reformed.....   | 8          | 6      | 8         | 6      | 1,000     | 1,500     |
| Christians.....   | 1,435      | 1,248  | 1,424     | 1,520  | 103,722   | 111,835   |
| Christian Catholic (Dowie).....                           |            | 55     |           | 50     |           | 40,000    |
| Christian Scientist.....                                  | 26         | 12,000 | 221       | 600    | 8,724     | 1,000,000 |
| Church of God.....  | 522        | 460    | 479       | 580    | 22,511    | 38,000    |
| Church of New Jerusalem.....                              | 119        | 143    | 154       | 173    | 7,095     | 7,679     |
| Congregationalists.....                                   | 5,058      | 5,614  | 4,868     | 5,604  | 512,771   | 629,874   |
| Disciples of Christ.....                                  | 3,773      | 6,528  | 7,246     | 10,528 | 871,017   | 1,149,982 |
| Dunkards—German Baptists (Conservative).....              | 1,622      | 2,612  | 729       | 850    | 61,101    | 95,000    |
| German Baptists (Old Order).....                          | 237        | 150    | 135       | 100    | 4,411     | 3,500     |
| German Baptists (Progressive).....                        | 224        | 231    | 123       | 173    | 3,089     | 12,787    |
| Episcopalians—Protestant Episcopal.....                   | 4,146      | 4,961  | 5,019     | 6,683  | 532,054   | 716,431   |
| Reformed Episcopal.....                                   | 78         | 103    | 83        | 104    | 8,435     | 9,743     |
| Evangelical Bodies—Evangelical Association.....           | 1,235      | 1,052  | 2,310     | 1,806  | 133,313   | 118,895   |
| United Evangelical Church.....                            | 432        | 478    | 1,000     | 985    | 54,000    | 60,993    |
| Friends—Orthodox.....                                     | 1,113      | 1,279  | 794       | 820    | 80,655    | 91,898    |
| German Evangelical Synod.....                             | 680        | 909    | 870       | 1,129  | 157,432   | 203,574   |
| Greek Church—Orthodox.....                                | 1          | 4      | 1         | 4      | 100       | 20,000    |
| Russian.....  | 13         | 41     | 12        | 58     | 13,504    | 45,000    |
| Jews.....   | 200        | 301    | 533       | 576    | *130,496  | *211,627  |
| Latter Day Saints—Mormons.....                            | 543        | 1,700  | 425       | 790    | 144,352   | 300,000   |
| Reorganized Church.....                                   | 1,500      | 2,200  | 431       | 600    | 21,773    | 45,500    |
| Lutherans—General Synod.....                              | 966        | 1,226  | 1,424     | 1,568  | 164,640   | 194,442   |
| United Synod in South.....                                | 201        | 215    | 414       | 330    | 37,457    | 38,639    |
| General Council.....                                      | 1,153      | 1,156  | 2,044     | 2,019  | 324,846   | 370,409   |
| Synodical Conference.....                                 | 1,282      | 2,029  | 1,394     | 2,050  | 337,153   | 581,029   |
| Independent Synods.....                                   | 2,084      | 2,779  | 4,496     | 4,496  | 346,976   | 481,359   |
| Mennonites—Mennonite.....                                 | 336        | 418    | 246       | 283    | 17,073    | 22,443    |
| Reformed.....   | 228        | 365    | 97        | 124    | 10,101    | 11,680    |
| Amish.....  | 43         | 43     | 34        | 34     | 11,655    | 11,680    |
| General Conference.....                                   | 95         | 138    | 45        | 79     | 5,670     | 10,395    |
| Bundes Conference.....                                    | 37         | 41     | 12        | 16     | 1,388     | 3,650     |
| Defenseless.....  | 18         | 20     | 9         | 11     | 856       | 1,176     |
| Brethren in Christ.....                                   | 31         | 45     | 45        | 82     | 1,113     | 2,953     |
| Methodists—Methodist Episcopal.....                       | 15,423     | 17,521 | 22,844    | 26,021 | 2,240,354 | 2,716,437 |
| Union African Methodist Episcopal.....                    | 32         | 63     | 35        | 61     | 2,279     | 2,675     |
| African Methodist Episcopal.....                          | 3,321      | 5,659  | 4,124     | 5,775  | 452,725   | 673,504   |
| African Union Methodist Protestant.....                   | 40         | 80     | 27        | 70     | 3,415     | 2,000     |
| African Methodist Episcopal Zion.....                     | 1,565      | 3,155  | 1,587     | 2,906  | 349,738   | 536,271   |
| Methodist Protestant.....                                 | 1,441      | 1,617  | 1,924     | 2,400  | 111,989   | 181,316   |
| Wesleyan Methodist.....                                   | 600        | 587    | 342       | 506    | 16,492    | 17,301    |
| Methodist Episcopal South.....                            | 4,801      | 6,041  | 12,688    | 14,244 | 1,209,976 | 1,457,864 |
| Congregational Methodist.....                             | 150        | 210    | 150       | 240    | 8,765     | 20,000    |
| Colored Methodist Episcopal.....                          | 1,800      | 2,187  | 1,653     | 1,300  | 129,383   | 199,206   |
| Primitive Methodist.....                                  | 60         | 65     | 78        | 92     | 4,764     | 6,470     |
| Eree Methodist.....                                       | 657        | 944    | 630       | 1,123  | 22,119    | 23,588    |
| Evangelist Missionary.....                                | 47         | 87     | 3         | 13     | 4,801     | 4,800     |
| Moravians.....  | 114        | 118    | 94        | 111    | 11,781    | 14,817    |
| Presbyterians—Presbyterian in U.S.A. (North-<br>ern)..... | 5,934      | 7,395  | 6,717     | 7,469  | 783,224   | 973,433   |
| Cumberland Presbyterian.....                              | 1,861      | 1,734  | 2,791     | 2,957  | 164,940   | 180,192   |
| Cumberland Presbyterian (Colored).....                    | 393        | 400    | 224       | 150    | 12,364    | 39,000    |
| Welsh Calvinistic.....                                    | 100        | 105    | 187       | 185    | 12,722    | 12,000    |
| United Presbyterian.....                                  | 731        | 918    | 866       | 911    | 94,402    | 115,901   |
| Presbyterian in U.S. (South).....                         | 1,129      | 1,461  | 2,391     | 2,959  | 179,721   | 225,890   |
| Associate Reformed Synod of South.....                    | 133        | 104    | 116       | 131    | 8,501     | 11,344    |
| Reformed Presbyterians in U.S. (Synod).....               | 124        | 124    | 115       | 113    | 10,574    | 9,790     |
| Reformed Presbyterians in N.A. (General<br>Synod).....    | 29         | 33     | 33        | 36     | 4,602     | 5,000     |
| Reformed Presbyterians (Covenanted).....                  | 1          | 1      | 4         | 1      | 37        | 40        |

\*Families.

STATISTICS OF CHURCHES IN THE UNITED STATES.—CONTINUED.

| DENOMINATION.                             | MINISTERS. |       | CHURCHES. |       | MEMBERS. |         |
|---|------------|-------|-----------|-------|----------|---------|
|   | 1890.      | 1900. | 1890.     | 1900. | 1890.    | 1900.   |
| Reformed Presbyterians in U.S. and Canada | 1          | 1     | 1         | 1     | 600      | 608     |
| Reformed Presbyterians (Russellites)      |            |       |           |       |          | 2,500   |
| Reformed—Reformed in America (Dutch)      | 585        | 698   | 572       | 619   | 32,970   | 107,594 |
| Reformed in U. S. (German)                | 880        | 1,082 | 1,510     | 1,690 | 204,018  | 243,543 |
| Christian Reformed                        | 68         | 96    | 99        | 145   | 13,470   | 18,086  |
| Salvation Army—United Brethren in Christ  | 2,267      | 2,683 | 329       | 753   | 8,742    | 40,000  |
| United Brethren (Old Constitution)        | 531        | 1,807 | 3,731     | 4,229 | 202,474  | 243,841 |
| Unitarians                                | 515        | 670   | 795       | 817   | 22,807   | 226,643 |
| Universalists                             | 515        | 550   | 421       | 459   | 67,749   | 71,000  |
|   | 708        | 735   | 956       | 764   | 49,194   | 48,426  |

OTHER RELIGIOUS BODIES.

| DENOMINATION.                            | Minist. | Churches. | Mem-<br>bers. | DENOMINATION.                               | Minist. | Churches. | Mem-<br>bers. |
|--|---------|-----------|---------------|---|---------|-----------|---------------|
|  |         |           |               |   |         |           |               |
| Advent Christians                        | 883     | 580       | 25,816        | Altruists                                   | 1       | 25        |               |
| Church of God                            | 19      | 29        | 647           | Adonal Shomo                                | 1       | 20        |               |
| Church of God in Jesus Christ            | 94      | 95        | 2,872         | Church Triumphant (Koresnan Ecclesia)       | 5       | 205       |               |
| Baptists—Six Principle                   | 14      | 18        | 957           | Dunkards (Seventh Day)                      | 5       | 194       |               |
| Original Freewill                        | 118     | 167       | 11,864        | Friends—Hicksite                            | 115     | 201       |               |
| United                                   | 25      | 204       | 13,209        | Wilburite                                   | 38      | 52        |               |
| Church of Christ                         | 80      | 152       | 8,254         | Primitive                                   | 11      | 9         |               |
| Primitive                                | 2,040   | 3,222     | 121,947       | Friends of the Temple                       | 4       | 340       |               |
| Old Two—Sec in the Spirit Predestinarian | 300     | 473       | 12,851        | German Evangelical Prot-estants—Bruederhoef | 44      | 52        |               |
| Brethren (Plymouth)—Brethren (1)         |         | 109       | 2,289         | Mennonites—Bruederhoef                      | 9       | 5         |               |
| Brethren (2)                             |         | 88        | 2,419         | Old Amish                                   | 71      | 22        |               |
| Brethren (3)                             |         | 86        | 1,235         | Apostolic                                   | 2       | 209       |               |
| Brethren (4)                             |         | 31        | 718           | Church of God in Christ                     | 15      | 18        |               |
| Brethren (River)—Old Order or Yorker     | 7       | 8         | 214           | Old (Wisler)                                | 17      | 15        |               |
| United Zion's Children                   | 20      | 25        | 525           | Methodists—Congregational (colored)         | 5       | 5         |               |
| Catholic Apostolic                       | 95      | 10        | 1,394         | Zion Union Apostolic                        | 30      | 27        |               |
| Chinese Temples                          |         | 47        |               | Independent                                 | 8       | 14        |               |
| Christadelphians                         | 10      | 63        | 1,277         | New Congregational                          | 20      | 17        |               |
| Christian Missionary Ass'n               | 10      | 13        | 754           | Methodist—Associated                        | 20      | 17        |               |
| Christian Union                          | 183     | 294       | 18,214        | Presbyterians—Associated                    | 12      | 31        |               |
| Church Triumphant (Schweinfurth)         |         | 12        | 384           | Church of North Am                          | 12      | 31        |               |
| Communitic societies—Shakers             |         | 15        | 1,728         | Schwenkfeldians                             | 3       | 4         |               |
| Amana                                    |         | 7         | 1,600         | Social Brethren                             | 17      | 20        |               |
| Harmony                                  |         | 1         | 200           | Society of Ethical Culture                  |         | 4         |               |
|  |         |           |               | Theosophical society                        |         | 40        |               |
|  |         |           |               | Waldenstronians                             | 140     | 150       |               |
|  |         |           |               | Independent congregations                   | 54      | 156       |               |

ROMAN CATHOLIC CHURCH OF THE UNITED STATES.

Apostolic Delegate—Most Rev. Mgr. Cardinal Martinelli, Washington, D. C.  
 Cardinals—James Gibbons, Baltimore, Md.; Sebastian Martinelli, Washington, D. C.

ARCHBISHOPS.

*Archdiocese. Name.*  
 Boston, Mass. John Joseph Williams.  
 Chicago, Ill. Patrick A. Feehan.  
 Cincinnati, O. William H. Elder.  
 Dubuque, Iowa. John J. Keane.  
 Milwaukee, Wis. Frederick X. Katzer.  
 New Orleans, La. P. L. Chapelle.  
 New York, N. Y. M. A. Corrigan.  
 Oregon City, Ore. Alex. Christie.  
 Philadelphia, Pa. Patrick John Ryan.  
 San Francisco, Cal. Patrick W. Riordan.  
 Santa Fe, N. M. P. Bourgade.  
 St. Louis, Mo. John Joseph Kain.  
 St. Paul, Minn. John Ireland.

BISHOPS.

*Diocese. Name.*  
 Albany, N. Y. T. A. M. Burke.  
 Alton, Ill. James Ryan.

*Diocese. Name.*  
 Altoona, Pa. Eugene A. Garvey.  
 Baltimore, Md. Vacant.  
 Belleville, Ill. John Janssen.  
 Belmont, N. C. Leo Haid.  
 Boise City, Idaho. A. J. Glorieux.  
 Boston, Mass. John Brady.  
 Brooklyn, N. Y. C. E. McDonnell.  
 Buffalo, N. Y. J. E. Guigley.  
 Burlington, Vt. J. S. Michaud.  
 Charleston, S. C. H. P. Northrop.  
 Cheyenne, Wyo. T. M. Lenihan.  
 Chicago, Ill. A. J. McGavick.  
 P. J. Muldoon.  
 Cleveland, O. I. F. Horstmann.  
 Columbus, O. Henry Moeller.  
 Concordia, Kas. J. F. Cunningham.  
 Covington, Ky. P. C. Maes.  
 Dallas, Tex. E. J. Dunne.  
 Davenport, Iowa. Henry Cosgrove.  
 Denver, Col. N. C. Matz.  
 Detroit, Mich. J. S. Foley.  
 Duluth, Minn. James McGolrick.  
 Erie, Pa. J. E. Fitzmaurice.  
 Fargo, N. D. John Shanley.

| <i>Diocese.</i>         | <i>Name.</i>       |
|-------------------------|--------------------|
| Fort Wayne, Ind.....    | H. J. Aldering.    |
| Galveston, Tex.....     | N. A. Gallagher.   |
| Grand Rapids, Mich..... | H. J. Richter.     |
| Green Bay, Wis.....     | S. G. Messmer.     |
| Guthrie, O. T.....      | T. Meerschaert.    |
| Harrisburg, Pa.....     | J. W. Shanahan.    |
| Hartford, Conn.....     | M. Tierney.        |
| Helena, Mont.....       | John B. Brendel.   |
| Indianapolis, Ind.....  | Denis O'Donaghue.  |
|                         | F. S. Chatard.     |
| Kansas City, Mo.....    | J. J. Giennon.     |
|                         | John J. Hogan.     |
| LaCrosse, Wis.....      | J. Schwebach.      |
| Laredo, Tex.....        | P. Verdagner.      |
| Leavenworth, Kas.....   | L. M. Fink.        |
| Lincoln, Neb.....       | Thomas Bonacum.    |
| Little Rock, Ark.....   | E. Fitzgerald.     |
| Los Angeles, Cal.....   | George Montgomery. |
| Louisville, Ky.....     | W. G. McCloskey.   |
| Manchester, N. H.....   | D. M. Bradley.     |
| Marquette, Mich.....    | Frederick Eiss.    |
| Mobile, Ala.....        | Edward P. Alien.   |
| Nashville, Tenn.....    | T. S. Byrne.       |
| Natchez, Miss.....      | Thomas Heslin.     |
| Natchitoches, La.....   | Anthony Durier.    |
| Newark, N. J.....       | John J. O'Connor.  |
| New Orleans, La.....    | G. A. Rouxel.      |
| New York, N. Y.....     | J. M. Farley.      |
| Ogdensburg, N. Y.....   | Henry Gabriels.    |
| Omaha, Neb.....         | R. Scannell.       |
| Peoria, Ill.....        | J. L. Spalding.    |
|                         | P. J. O'Reilly.    |
| Philadelphia, Pa.....   | E. F. Prendergast. |
| Pittsburg, Pa.....      | R. Phelan.         |

| <i>Diocese.</i>           | <i>Name.</i>       |
|---------------------------|--------------------|
| Portland, Me.....         | Thomas F. Kennedy. |
| Providence, R. I.....     | M. J. Harkins.     |
| Richmond, Va.....         | A. Van de Vyver.   |
| Rochester, N. Y.....      | B. J. McQuaid.     |
| Sacramento, Cal.....      | Thos. Grace.       |
| Salt Lake City, Utah..... | L. Scanlan.        |
| San Antonio, Tex.....     | J. A. Forest.      |
| Savannah, Ga.....         | B. J. Kelley.      |
| Scranton, Pa.....         | M. J. Hoban.       |
|                           | W. O'Hara.         |
| Sloux Falls, S. D.....    | Thos. O'Gorman.    |
| Springfield, Mass.....    | T. D. Beaven.      |
| St. Augustine, Fla.....   | Vacant.            |
| St. Cloud, Minn.....      | James Trobec.      |
| St. Joseph, Mo.....       | M. F. Burke.       |
| Syracuse, N. Y.....       | P. A. Ludden.      |
| Trenton, N. J.....        | J. A. McFaul.      |
| Tucson, Ariz.....         | H. Granjon.        |
| Vancouver, Wash.....      | Edward O'Dea.      |
| Vancouver's Isl., B. C.   | Bertram Orth.      |
| Wheeling, W. Va.....      | P. J. Donahue.     |
| Wichita, Kas.....         | John J. Hennessy.  |
| Wilmington, Del.....      | John J. Monaghan.  |
| Winona, Minn.....         | Jos. B. Cotter.    |

#### YOUNG MEN'S GERMAN CATHOLIC ASSOCIATION.

President—Rev. J. C. Hutter, Detroit.  
 Recording Secretary—Frank Rumke, Bridgeport, Conn.  
 Corresponding and Financial Secretary—Paul Juhnke, Chicago.  
 Treasurer—William Fuestel, New Haven, Conn.

### CONGREGATIONAL CHURCH.

#### A. B. C. F. M.

President—S. B. Capen.  
 Treasurer—Frank H. Wiggin.  
 Secretaries—Rev. Judson Smith, D. D., Rev. Charles H. Daniels, D. D., Rev. James L. Barton, D. D.  
 Editorial Secretary—Rev. E. E. Strong, D. D.  
 District Secretaries—Rev. C. C. Creggan, D. D., 4th av. and 22d st., N. Y. city; Rev. A. N. Hitchcock, Ph. D., 153 LaSalle street, Chicago, Ill.; Rev. Walter Frear, San Francisco, Cal.  
 Headquarters—Congregational House, Boston.

#### AMERICAN MISSIONARY ASSOCIATION.

President—F. A. Noble, D. D., Chicago, Ill.  
 Treasurer—H. W. Hubbard.  
 Secretaries—Rev. A. F. Beard, D. D.; Rev. F. P. Woodbury, D. D.; Rev. J. C. Ryder, D. D.  
 Western Secretary—J. E. Roy, D. D., 153 LaSalle street, Chicago.  
 Headquarters—4th avenue and 22d street, N. Y. city.

#### SUNDAY SCHOOL AND PUBLICATION SOCIETY.

President—Willard Scott, D. D., Worcester, Mass.  
 Secretary and Treasurer—George M. Boynton, D. D.  
 Field Secretary—W. A. Duncan, Ph. D.  
 District Secretary—Rev. W. F. McMillen, room 1008 Association building, 153 LaSalle street, Chicago.  
 Manager Western Agency—E. Herrick Brown, 175 Wabash avenue, Chicago.  
 Headquarters—Congregational House, Boston.

#### CHURCH BUILDING SOCIETY.

President—Dr. Lucien C. Warner, N. Y. city.  
 Secretary—Rev. L. H. Cobb, D. D., N. Y. city.  
 Field Secretaries—Rev. C. H. Taintor, 151 Washington street, Chicago; Rev. George A. Hood, Boston; Rev. H. H. Wilkof, Berkeley, Cal.  
 Headquarters—4th avenue and 22d street, N. Y. city.

#### HOME MISSIONARY SOCIETY.

President—Newell D. Hillis, Brooklyn, N. Y.  
 Treasurer—William B. Howland.  
 Secretaries—Joseph B. Clark, D. D.; Washington Choate, D. D.  
 Headquarters—4th av. and 22d st., N. Y. city.

#### EDUCATION SOCIETY.

President—W. H. Willcox, D. D., Malden, Mass.  
 Secretary—Rev. Edward S. Teed.  
 Treasurer—S. F. Wilkins.  
 Headquarters—Congregational House, Boston.  
 Chicago Office—151 Washington street, Rev. Theodore Clifton, D. D., western field secretary.

#### MINISTERIAL RELIEF.

Chairman—Rev. H. A. Stimson, D. D., N. Y. city.  
 Secretary—Edward Hawes, Hartford, Conn.  
 Treasurer—Rev. S. B. Forbes, 206 Wethersfield avenue, Hartford, Conn.  
 Headquarters—135 Wall street, Hartford, Conn.

#### NATIONAL TRIENNIAL COUNCIL.

Rev. Eugene C. Webster, Congregational House, Boston, Acting Statistical Secretary.

#### TRIENNIAL COUNCIL.

The eleventh triennial council of the congregational church was held in Portland, Me., Oct. 12-17. Action was taken looking toward renewed effort in missionary work at home and abroad. Provision was made for a congregational house and exhibit at the St. Louis exposition in 1903; the establishment of foundations of a religious character in connection with the great state universities was favored; the appointment of fifteen trustees in place of the special committee to raise funds for ministerial relief was voted and a resolution was passed urging upon the ministers the duty of withholding sanction in the case of marriages of persons who have been divorced on other than scriptural grounds. The next triennial council will be held in Des Moines, Iowa.

## PROTESTANT EPISCOPAL CHURCH.

| <i>Diocese.</i>                   | <i>Bishop.</i>                      | <i>Residence.</i> |
|-----------------------------------|-------------------------------------|-------------------|
| Alabama.....                      | R. W. Barnwell.....                 | Mobile.           |
| Ariz. & N. M. J. M. Kendrick..... |                                     | Santa Fe.         |
| Arkansas.....                     | Wm. M. Brown.....                   | Little Rock.      |
| Boise.....                        | James B. Fursten.....               | Boise City.       |
| California.....                   | W. F. Nichols.....                  | San Francisco     |
| Sacram'to.....                    | Wm. H. Moreland.....                | Sacramento.       |
| Los Ang's.....                    | J. H. Johnson.....                  | Los Angeles.      |
| Colorado.....                     | J. F. Spalding.....                 | Denver.           |
| Connecticut.....                  | Chauncey B. Brewster.....           | New Haven.        |
| Delaware.....                     | L. Coleman.....                     | Wilmington.       |
| Florida—                          |                                     |                   |
| Northern.....                     | E. G. Weed.....                     | Jacksonville.     |
| Southern.....                     | W. C. Gray.....                     | Orlando.          |
| Georgia.....                      | C. K. Nelson.....                   | Atlanta.          |
| Illinois—                         |                                     |                   |
| Chicago.....                      | W. E. McLaren.....                  | Chicago.          |
|                                   | C. P. Anderson, coadjutor.....      | Oak Park.         |
| Spr'gfield.....                   | G. F. Seymour.....                  | Springfield.      |
|                                   | F. W. Taylor, bishop-coadjutor..... | Quincy.           |
| Indiana—                          |                                     |                   |
| Southern.....                     | Joseph M. Francis.....              | Indianapolis.     |
| Northern.....                     | John H. White.....                  | Michigan City.    |
| Iowa.....                         | T. N. Morrison.....                 | Davenport.        |
| Kansas.....                       | F. R. Millsbaugh.....               | Topeka.           |
| Kentucky.....                     | T. U. Dudley.....                   | Louisville.       |
| Lexington.....                    | L. W. Burton.....                   | Lexington.        |
| Louisiana.....                    | Davis Sessums.....                  | New Orleans.      |
| Maine.....                        | Robert Codman, Jr.....              | Portland.         |
| Maryland.....                     | W. Paret.....                       | Baltimore.        |
| Easton.....                       | W. F. Adams.....                    | Easton.           |
| Wash'ton.....                     | H. Y. Satterlee.....                | Washington.       |
| Mass.....                         | W. Lawrence.....                    | Boston.           |
| Michigan—                         |                                     |                   |
| Eastern.....                      | T. F. Davies.....                   | Detroit.          |
| Western.....                      | G. DeN. Gillespie.....              | Grand Rapids.     |
| Marquette.....                    | G. M. Williams.....                 | Marquette.        |
| Minnesota.....                    | S. C. Edsall.....                   | Fairbault.        |
| Duluth.....                       | J. D. Morrison.....                 | Duluth.           |
| Mississippi.....                  | H. M. Thompson.....                 | Jackson.          |
| Missouri.....                     | D. S. Tuttle.....                   | St. Louis.        |
| Western.....                      | E. R. Atwill.....                   | Kansas City.      |
| Montana.....                      | L. R. Brewer.....                   | Helena.           |
| Nebraska.....                     | G. Worthington.....                 | Omaha.            |
|                                   | A. L. Williams, coadjutor.....      | Omaha.            |
| Laramie.....                      | A. N. Graves.....                   | Kearney.          |
| N. Hamp.....                      | W. W. Niles.....                    | Concord.          |
| New Jersey.....                   | J. Scarborough.....                 | Trenton.          |
| Newark.....                       | T. A. Starkey.....                  | East Orange.      |
| New York.....                     | H. C. Potter.....                   | New York city.    |
| Central.....                      | F. D. Huntington.....               | Syracuse.         |
| Albany.....                       | W. C. Doane.....                    | Albany.           |
| Western.....                      | W. D. Walker.....                   | Buffalo.          |
| N. Carolina.....                  | J. B. Cheshire.....                 | Raleigh.          |
| Eastern.....                      | A. A. Watson.....                   | Wilmington.       |
| Asheville.....                    | Julius M. Horner.....               | Asheville.        |
| Ohio.....                         | W. A. Leonard.....                  | Cleveland.        |
| Southern.....                     | T. A. Jaggard.....                  | Cincinnati.       |
|                                   | B. Vincent, coadjutor.....          | Cincinnati.       |
| Oklahoma                          |                                     |                   |
| and Ind.T.....                    | F. K. Brooke.....                   | Guthrie.          |
| Oregon.....                       | B. W. Morris.....                   | Portland.         |

| <i>Diocese.</i>  | <i>Bishop.</i>                     | <i>Residence.</i> |
|------------------|------------------------------------|-------------------|
| Penn.....        | O. W. Whitaker.....                | Philadelphia.     |
| Pittsburg.....   | C. Whitehead.....                  | Pittsburg.        |
| Central.....     | E. Talbot.....                     | S. Bethlehem.     |
| Rhode Isl'd..... | T. M. Clark, presiding bishop..... | Providence.       |
|                  | Wm. N. McVickar, coadjutor.....    | Providence.       |
| S. Carolina..... | Ellison Capers.....                | Columbia.         |
| S. Dakota.....   | W. H. Hare.....                    | Sioux Falls.      |
| Tennessee.....   | T. F. Gallor.....                  | Memphis.          |
| Texas.....       | G. H. Kinsolving.....              | Austin.           |
| Western.....     | J. S. Johnson.....                 | San Antonio.      |
| Dallas.....      | A. C. Garrett.....                 | Dallas.           |
| Salt Lake.....   | A. Leonard.....                    | Salt Lake City.   |
| Vermont.....     | Arthur C. A. Hall.....             | Burlington.       |
| Virginia.....    | F. McN. Whittle.....               | Richmond.         |
|                  | R. A. Gibson, coadjutor.....       | Richmond.         |
| Southern.....    | A. M. Randolph.....                | Norfolk.          |
| W. Virginia..... | G. W. Peterkin.....                | Parkersburg.      |
|                  | W. L. Gravatt, coadjutor.....      | Charlestown.      |
| Wisconsin—       |                                    |                   |
| Milw'kee.....    | Isaac L. Nicholson.....            | Milwaukee.        |
| F. du Lac.....   | Charles C. Grafton.....            | Fond du Lac.      |
|                  | R. H. Weller, Jr., coadjutor.....  | Stevens Point.    |
| Washington—      |                                    |                   |
| Olympia.....     | F. W. Keator.....                  | Tacoma.           |
| Spokane.....     | L. H. Wells.....                   | Spokane.          |
| Africa.....      | S. D. Ferguson.....                | Cape Palmas.      |
| China—           |                                    |                   |
| Shanghai.....    | F. R. Graves.....                  | Shanghai.         |
| Japan.....       | John McKim.....                    | Tokyo.            |
| Kyoto.....       | Sidney C. Partridge.....           | Kyoto.            |
| Brazil.....      | Luclen L. Kinsol.....              | Rio Grande.       |
| Haiti.....       | J. T. H. Holly.....                | P't au Prince.    |
| Honolulu.....    | A. Willis.....                     | Honolulu.         |

## TRIENNIAL CONVENTION.

The triennial convention of the protestant episcopal church began in San Francisco, Cal., Oct. 3, and was concluded Oct. 17. Five bishops were nominated: Frederick W. Keator to be bishop of Olympia; Charles C. Pierce to North Dakota to succeed Bishop Edsall; William Cabell Brown to Porto Rico, James Addison Engle to Hankow, China, and Charles H. Brent to the Philippines. Some discussion took place on a proposal to change the name of the denomination, but the matter was left to a joint commission of bishops and deputies. The canon on divorce occupied much of the time of the convention. The house of bishops passed the clause forbidding the remarriage of any divorced person during the lifetime of the other party, but the house of deputies voted against it and the only action taken was to appoint a committee to co-operate with similar committees in other denominations in securing more uniform practice regarding marriage and divorce.

## UNITARIAN CHURCH.

NATIONAL CONFERENCE.  
 President—Carroll D. Wright, Washington.  
 Council—George R. Batchelor, Mrs. Paul R. Frothingham and William H. Reed, Boston; Mrs. Emma C. Low, Brooklyn; Samuel M. Crothers and W. W. Ferris, Cambridge, Mass.; Edwin C. Eliot, St. Louis, Mo.; Rev. Dr. Thomas R. Slicer, New York; Francis N. Hartwell, Louisville, and Charles A. Murdock, San Francisco, Cal.

WESTERN CONFERENCE.  
 President—Morton D. Hull, Chicago.  
 Secretary—Rev. F. C. Southworth, Chicago.  
 Treasurer—H. W. Brough, Chicago.  
 Directors—J. R. Effinger, J. W. Hosmer, F. C. Southworth, Mrs. Marion H. Perkins, H. W. Brough, W. H. Pulsford, all of Chicago; Rev. Florence Buck, Manistee, Mich.; Rev. C. F. Niles, Menomonee, Wis.; Rev. Fred W. Hawley, Louisville, Ky.; Rev. M. O. Simons, Madison, Wis.

**BAPTIST DENOMINATION.**

Missionary Union—Hon. Robert O. Fuller, president, Boston, Mass.  
 Publication Society—S. A. Crozer, president, Upland, Pa.  
 Home Mission Society—E. M. Thresher, president, Dayton, O.  
 Historical Society—B. L. Whitman, D.D., president, Philadelphia, Pa.  
 Education Society—Nathaniel Butler, LL.D., president, Waterville, Me.

**SOUTHERN BAPTIST CONVENTION.**

Hon. W. J. Northen, president, Atlanta, Ga.  
 Foreign Mission Board—Prof. C. H. Winston, president, Richmond, Va.; R. J. Willingham, corresponding secretary, Richmond, Va.

Sunday School Board—E. E. Folk, pres., Nashville, Tenn.; J. M. Frost, sec., Nashville, Tenn.  
 Home Mission Board—Rev. Henry McDonald, president, Atlanta, Ga.; F. H. Kerfoot, D. D., corresponding secretary, Atlanta, Ga.

**BAPTIST YOUNG PEOPLE'S UNION OF AMERICA.**

(Organized in 1891.)

President—John H. Chapman, Chicago.  
 Recording Secretary—Rev. H. W. Reed, Chicago.  
 Treasurer—Henry R. Clissold, Chicago.  
 Tenth annual convention held in Chicago, July 25-26, 1901.

**METHODIST EPISCOPAL CHURCH.**

*Bishop.*  
 Stephen M. Merrill.....Chicago, Ill.  
 Edward G. Andrews.....New York, N. Y.  
 Henry W. Warren.....University Park, Col.  
 Cyrus D. Foss.....Philadelphia, Pa.  
 John F. Hurst.....Washington, D. C.  
 John M. Walden.....Cincinnati, O.  
 Willard F. Mallalieu.....Auburndale, Mass.  
 Charles H. Fowler.....Buffalo, N. Y.  
 John H. Vincent.....Topeka, Kas.  
 James N. FitzGerald.....St. Louis, Mo.  
 Isaac W. Joyce.....Minneapolis, Minn.  
 Daniel E. Goodsell.....Chattanooga, Tenn.  
 Charles C. McCabe.....Fort Worth, Tex.  
 Earl Cranston.....Portland, Ore.  
 David H. Moore.....Shanghai, China.  
 Randolph S. Foster.....Roxbury, Mass.  
 John W. Hamilton.....San Francisco, Cal.  
 Frank W. Warne.....Calcutta, India.  
 Thomas W. Bowman.....East Orange, N. J.  
 William M. Taylor.....Africa.  
 James M. Thoburn.....India.  
 Joseph C. Hartzell.....Africa.

*Residence.*

Treasurer—R. S. Copeland, Ann Arbor, Mich.  
 German Assistant Secretary—Rev. F. Munz, Cincinnati, O.  
 Assistant Secretary for Colored Conferences—Rev. Irvine G. Penn, South Atlanta, Ga.  
 General Cabinet—Rev. J. M. Durrell, Nashua, N. H.; Rev. R. J. Cooke, Chattanooga, Tenn.; Rev. C. M. Coburn, Chicago; Rev. O. L. Fisher, Ft. Worth, Tex.; Rev. S. S. Sulliger, New Whatcom, Wash.; C. M. Harman, New Rochelle, N. Y.; J. B. Brooks, Syracuse, N. Y.; F. W. Tunnell, Philadelphia, Pa.; B. E. Helman, Cleveland, O.; R. S. Copeland, Ann Arbor, Mich.; J. G. Wolfe, Chicago; W. W. Cooper, Kenosha, Wis.; A. F. D. Fuller, Chicago; H. A. Schoetter, Covington, Ky.

Elected by General Conference Districts—First, Charles R. Magee, Boston, Mass.; 2d, Rev. J. W. Marshall, Camden, N. J.; 3d, Rev. W. Platt, Buffalo, N. Y.; 4th, Rev. S. T. Mitchell, Johnstown, Pa.; 5th, J. W. Bashford, Delaware, O.; 6th, L. J. Price, Atlanta, Ga.; 7th, Rev. W. D. Parr, Kokomo, Ind.; 8th, Rev. J. C. W. Cox, Washington, Iowa; 9th, Rev. W. H. Jordan, Sioux Falls, S. D.; 10th, B. L. Paine, Lincoln, Neb.; 11th, Rev. J. W. Van Cleve, East St. Louis, Ill.; 12th vacant; 13th, Rev. G. B. Addicks, Warrenton, Mo.; 14th, L. J. Norton, Napa, Cal.  
 Fifth international conference held in San Francisco July 18-21, 1901.

**METHODIST EPISCOPAL CHURCH SOUTH.**

*Bishop.*  
 John C. Keener.....New Orleans, La.  
 Alpheus W. Wilson.....Baltimore, Md.  
 John C. Granbery.....Ashland, Va.  
 Robert K. Hargrove.....Nashville, Tenn.  
 Wallace W. Duncan.....Spartanburg, S. C.  
 Eugene R. Hendrix.....Kansas City, Mo.  
 Charles B. Galloway.....Jackson, Miss.  
 Joseph S. Key.....Sherman, Tex.  
 Oscar P. Fitzgerald.....Nashville, Tenn.  
 Henry C. Morrison.....Louisville, Ky.  
 Warren A. Chandler.....Atlanta, Ga.

*Residence.***EPWORTH LEAGUE.**

(Founded at Cleveland, O., May 14, 1889.)  
 President—Bishop Isaac W. Joyce, Minneapolis, Minn.  
 First Vice-President—W. W. Cooper, Kenosha, Wis.  
 General Secretary—Rev. J. F. Berry, 51 Washington street, Chicago.

**ECUMENICAL METHODIST COUNCIL.**

The third ecumenical methodist conference began in Wesley chapel, London, Sept. 4, and continued until Sept. 17. The first conference of this kind was held in London in 1881 and the second in Washington, D. C., in 1891. Five hundred delegates were present—300 from America and 200 from Great Britain and dependencies.

**PRESBYTERIAN CHURCH.**

Stated Clerk and Treasurer—Rev. William H. Roberts, D. D., 1319 Walnut street, Philadelphia, Pa.  
 Permanent Clerk—Rev. William B. Noble, Redlands, Cal.

**TRUSTEES.**

President—George Junkin, Esq.  
 Treasurer—Frank K. Hipple, 1340 Chestnut street, Philadelphia, Pa.  
 Corresponding Secretary—Rev. Edward B. Hodge, D. D.  
 Office—1319 Walnut street, Philadelphia, Pa.

**BOARD OF HOME MISSIONS.**

Secretary—Rev. Charles L. Thompson, D. D.

Assistant Secretary—Rev. John Dixon, D. D.  
 Treasurer—Henry C. Olin.  
 Superintendent of Schools—Rev. G. F. McAfee.  
 Office—156 5th avenue, New York city.

**BOARD OF FOREIGN MISSIONS.**

President—Rev. John D. Wells, D. D.  
 Corresponding Secretaries—Rev. Frank F. Ellinwood, D. D.; Rev. A. W. Halsey, D. D.; Robert E. Speer and Rev. Arthur J. Brown, D. D.  
 Treasurer—Charles W. Hand.  
 Field Secretary—Rev. Thomas Marshall, D. D., 43 LeMoyn building, Chicago, Ill.  
 Office—156 5th avenue, New York city.

## BOARD OF EDUCATION.

Corresponding Secretary—Rev. Edward B. Hodge, D. D.  
Treasurer—Jacob Wilson.  
Office—1319 Walnut street, Philadelphia, Pa.

## BOARD OF PUBLICATION AND SABBATH SCHOOL WORK.

Secretary—Rev. Elijah R. Craven, D. D.  
Superintendent of Sabbath School and Missionary Work—Rev. James A. Worden, D. D.  
Editorial Superintendent—Rev. J. R. Miller, D. D.  
Business Superintendent—John H. Scribner.  
Manufacturer—Henry F. Scheetz.  
Treasurer—Rev. C. T. McMullin.  
Office—1319 Walnut street, Philadelphia, Pa.

## BOARD OF CHURCH ERECTION.

President—Rev. David Magee, D. D., Paterson, N. J.  
Corresponding Secretary—Rev. Erskine N. White, D. D.  
Treasurer—Adam Campbell.  
Office—156 5th avenue, New York city.

## BOARD OF MINISTERIAL RELIEF.

Corresponding Secretary—Rev. B. L. Agnew, D. D.  
Recording Secretary and Treasurer—Rev. William W. Heberton.  
Office—1319 Walnut street, Philadelphia, Pa.

## BOARD OF FREEDMEN.

President—Rev. Henry T. McClelland, D. D.  
Corresponding Secretary—Rev. Edward P. Cowan, D. D.  
Recording Secretary—Rev. Samuel J. Fisher, D. D.  
Treasurer—Rev. John J. Beacom, D. D.  
Office—516 Market street, Pittsburg, Pa.

## BOARD OF AID FOR COLLEGES AND ACADEMIES.

President—Rev. Herrick Johnson, D. D., Chicago, Ill.  
Corresponding Secretary—Rev. Edward C. Ray, D. D.  
Office—Room 30 Montauk block, 115 Monroe street, Chicago, Ill.

## YOUNG MEN'S CHRISTIAN ASSOCIATION.

The fiftieth anniversary of the founding of the first Young Men's Christian association in the United States was celebrated in Boston by an international jubilee convention July 11-16. There were 2,108 delegates present representing twenty-two different nationalities. The foreign visitors were eighty-one in number, not including those from Canada. William E. Dodge was elected president and Bruno Hobbs secretary. The general convention took place in Mechanics' hall and the meetings there and elsewhere were largely attended. The condition of the organization is shown by the accompanying figures from the report of Dr. Lucien C. Warner, chairman of the international committees.

## COMMITTEE ON SYSTEMATIC BENEFICENCE.

Chairman—Rev. W. Richards, D. D., Plainfield, N. J.  
Secretary—Rev. D. G. Wylie, D. D., New York city.

## COMMITTEE ON TEMPERANCE.

Chairman—Rev. John J. Beacom, D. D., 516 Market street, Pittsburg, Pa.  
Corresponding Secretary—Rev. John F. Hill, Pittsburg, Pa.  
Recording Secretary—George Irwin, P. O. box 14, Allegheny, Pa.  
Treasurer—W. C. Lilley, Pittsburg, Pa.

## PRESBYTERIAN HISTORICAL SOCIETY.

President—Rev. H. C. McCook, D. D., Sc. D.  
Librarian—Rev. W. L. Ledwith, D. D., 1531 Toga street, Philadelphia.  
Corresponding Secretary—Rev. Samuel T. Lowrie, D. D., 1827 Pine street, Philadelphia.  
Recording Secretary—Rev. James Price, 107 East Lehigh avenue, Philadelphia.  
Treasurer—Deb. K. Ludwig, Ph. D., 3739 Walnut street, Philadelphia.

## PRESBYTERIAN GENERAL ASSEMBLY.

The general assembly of the presbyterian church north was held in Philadelphia beginning May 17. Dr. Henry C. Minton was chosen moderator. The question of creed revision was taken up on the 24th and debated for three days, when it was decided to reappoint the old revision committee with instructions to prepare a brief statement of the reformed, or Calvinistic, faith in plain language, this statement to serve as an explanation of presbyterian belief and not as a substitute for the Westminster confession. Action upon the statement will be taken by the next assembly, to be held May 2, 1902, in New York city. Dr. Minton is chairman of the committee.

1899. 1901.

|                                      |              |           |
|--------------------------------------|--------------|-----------|
| Number of associations.              | 1,341        | 1,404     |
| Membership reported....              | 228,568      | 268,477   |
| Buildings owned (No.)....            | 344          | 391       |
| Buildings owned (value).\$21,118,480 | \$22,733,400 |           |
| General secretaries (No.)            | 1,275        | 1,522     |
| Libraries (No. volumes).             | 474,685      | 523,215   |
| Educational classes (No.)            | 1,831        | 2,060     |
| Students (No.).....                  | 24,085       | 26,906    |
| Religious meetings (attendance)..... | 2,538,504    | 2,720,221 |
| Student associations....             | 542          | 577       |
| Colored men's associat's             | 65           | 88        |
| Indian associations.....             | 43           | 44        |
| Boys' departments.....               | 296          | 401       |
| Expense home work.....               | \$129,620    | \$136,761 |
| Expense army and navy.....           |              | \$36,298  |

## UNITED BRETHERN IN CHRIST.

Bishops—Pacific coast, N. Castle.  
Central district, J. W. Hott.  
Ohio district, E. B. Kephart.  
Eastern district, J. S. Mills.  
General conference held at Frederick, Md.,

May 9-20, 1901. Membership reported, 250,000. The denomination has twelve colleges and seminaries and is preparing to institute a university with which the other schools are to be affiliated.

## LUTHERAN GENERAL SYNOD.

President—Rev. Wm. S. Freas, Baltimore.  
Secretary—Dr. W. E. Fisher, Shamokin, Pa.  
Treasurer—Dr. Louis Manns, Cincinnati, O.  
Statistical Secretary—Albert O. Mullen.

General conference held at Des Moines, Iowa, beginning May 29. The statistical secretary reported 1,561 churches, 193,423 members and 1,638 Sunday schools.

## CHRISTIAN YOUNG PEOPLE'S UNION.

Founded in 1839.  
President—Louis A. Ames, New York, N. Y.

Secretary—Charles N. Barney, Lynn, Mass.  
Treasurer—George F. Sears, Chicago.

**ZIONIST MOVEMENT.**

Reports were presented to the Zionist convention held in Philadelphia June 16-17 showing that some progress had been made in raising funds and creating sentiment looking toward the ultimate return of Jews

to Palestine. Emigration from districts in Europe where the race is subjected to persecution has been assisted and several colonies have been established in the holy land.

**YOUNG PEOPLE'S SOCIETY OF CHRISTIAN ENDEAVOR.**

Organized Feb. 2, 1881.

President—Francis E. Clark, Boston, Mass.

Treasurer—William Shaw, Boston, Mass.

Secretary—John W. Baer, Boston, Mass.

Auditor—F. H. Kidder, Boston, Mass.

Number of societies, 61,427; membership, about 4,000,000.

Vigesimal anniversary celebrated at Portland, Me., Feb. 2, 1901.

20th convention, Cincinnati, July 6-10, 1901.

**THE AMERICAN REVISED BIBLE.**

The bible as revised by the American committee was published Aug. 26, 1901. It will be remembered that the revision of 1881-5 was the joint work of English and American scholars but embodying the views of the former in nearly all cases of controversy. The American committee kept up

its organization and continued at work, making many changes in the translation, restoring page headings and in other ways revising the revision. In the greater number of cases the changes have been made with the end in view of making the meaning clearer.

**MOST POPULAR METHODIST HYMNS.**

From a general vote taken by the Methodist Times in the early part of 1901 it appears that the most popular hymn in the English Wesleyan church is "All Hail the Power of Jesus' Name." The next nine are: "Jesus, Lover of My Soul." "Oh, for a Thousand Tongues to Sing."

"Rock of Ages, Cleft for Me."

"Holy, Holy, Holy, Lord God Almighty."

"Abide with Me, Fast Falls the Eventide."

"Nearer, My God, to Thee."

"Sun of My Soul, Thou Savior Dear."

"Come Ye That Love the Lord."

"When I Survey the Wondrous Cross."

**ARCTIC AND ANTARCTIC EXPLORATION.**

The year 1901 saw several well-equipped expeditions start for the north and south polar regions. These included:

1. The Baldwin-Ziegler expedition, which left Tromsø, Norway, July 16 for Franz Josef land, where winter headquarters were established. The leader, Evelyn Briggs Baldwin, aims to reach the north pole by a route leading through the regions north and northeast of Crown Prince Rudolf land. He has two vessels at his command, the America, formerly the Esquimaux, and the Frithjof, the latter to be used as a supply steamer.

2. The German antarctic expedition under the leadership of Dr. von Drygalski. This sailed from Germany Aug. 11 in the Gruss for Three Island harbor, Royal sound, in the Kerguelen islands. The special object of the expedition is to explore the south polar regions on the Indo-Atlantic side.

3. The British antarctic expedition under command of Capt. Scott, R. N., which sailed from Sydney, N. S. W., in September in the Discovery. This venture is under the auspices of the Royal Geographical society. The party is prepared to remain three years in the antarctic and will make its headquarters on Victoria land and endeavor to excel Borchgrevink's record of 78 degrees 34 minutes south.

4. The Swedish antarctic expedition, led by Dr. Otto Nordenskjöld, which sailed from Gothenberg Oct. 16 in the Antarctic. This party will go by way of Terra del Fuego and will remain away about two years.

The most important discoveries announced were those made by Peary, who has spent two years in the northern part of Greenland and expects to remain there another year. In a letter received in the United States in September he summarized his work thus:

"1. The round of the northern limit of the Greenland archipelago, the most northerly known land in the world; probably the most northerly land.

"2. The highest latitude yet attained in the western hemisphere (83 degrees 50 minutes north).

"3. The determination of the origin of the so-called 'paleocrystic ice' (foe berg), etc."

Lieut. Peary rounded the northern extremity of Greenland in May, 1900, and reached his farthest north in the same month. This point is about 160 miles nearer the pole than the most northerly point attained by Lockwood in 1832. In 1901 he made another journey toward the pole, but did not get far on account of the poor condition of the men and dogs. He will make still another attempt in 1902.

No definite news was received from the north polar expedition in charge of Capt. Otto Sverdrup, though a report was circulated in October that the party had succeeded in reaching the pole. Capt. Sverdrup is using the Fram, Nansen's old ship, in trying to circumnavigate Greenland.

The Russian expedition which sought to reach the pole with the ice-breaker Ermac by way of Franz Josef land gave up the attempt in August, 1901, and returned home.

No news was received of the Andree balloon party which left Spitzbergen July 11, 1897.

Most northerly point reached—86 degrees 33 minutes (239 miles from the pole), by Capt. Cagni of the Abruzzi expedition in April, 1900.

Most southerly point reached—86 degrees 50 minutes (770 miles from the pole), by Capt. Borchgrevink in March, 1900.



THE PENSION OFFICE.

NUMBER OF PENSIONS ALLOWED AND INCREASED DURING THE YEAR,  
With the annual value of all pensions on the rolls.

| YEAR ENDED JUNE 30, 1901.          | PENSIONS ALLOWED AND INCREASED DURING THE YEAR. |               |                                     |               |                          | DROPPED FROM THE ROLLS. |        | Number of pen- sions on rolls June 30, 1901. | Annual value pen- sions as shown by rolls June 30, 1901. |               |
|------------------------------------|---|---------------|-------------------------------------|---------------|--------------------------|-------------------------|--------|--|--|---------------|
|                                    | Original.                                       |               | Increase, re- issue and additional. |               | Restoration and renewal. |                         | No.    |  |  | Annual value. |
|                                    | No.   | Ann'al value. | No.                                 | Annual value. | No.                      | Ann'al value.           |        |  |  |               |
| Army, general law—                 |   |               |                                     |               |                          |                         |        |  |  |               |
| Invalids.....                      | 562   | \$62,276      | 15,014                              | \$984,396     | 1,034                    | \$155,190               | 10,529 | \$2,131,828                                  | 293,186  | \$50,542,333  |
| Nurses.....                        | 25  | 3,456         | 1                                   | 96            | .....                    | .....                   | 21     | 3,024  | 650  | 96,852        |
| Widows, etc.....                   | 2,968   | 435,830       | 304                                 | 43,644        | 217                      | 33,080                  | 5,331  | 820,143                                      | 86,513   | 13,396,911    |
| Navy, general law—                 |   |               |                                     |               |                          |                         |        |  |  |               |
| Invalids.....                      | 91  | 14,516        | 188                                 | 14,548        | 34                       | 3,942                   | 214    | 46,126                                       | 4,489  | 811,674       |
| Widows, etc.....                   | 86  | 15,168        | 8                                   | 630           | 3                        | 432                     | 107    | 20,762                                       | 2,298  | 449,496       |
| Army, war with Spain—Invalids..... | 2,629   | 372,177       | 73                                  | 5,807         | 6                        | 2,886                   | 106    | 35,867                                       | 3,344  | 494,967       |
| Widows, etc.....                   | 1,192   | 179,352       | 75                                  | 4,204         | 3                        | 504                     | 57     | 8,980  | 1,981  | 318,870       |
| Navy, war with Spain               |   |               |                                     |               |                          |                         |        |  |  |               |
| Invalids.....                      | 166   | 26,856        | 12                                  | 2,013         | 3                        | 216                     | 18     | 7,185  | 21   | 33,221        |
| Widows, etc.....                   | 48  | 8,837         | 5                                   | 30            | .....                    | .....                   | 8      | 2,016  | 68   | 13,134        |
| Army, act June 27, '90             |   |               |                                     |               |                          |                         |        |  |  |               |
| Invalids.....                      | 18,445  | 1,557,976     | 27,906                              | 976,821       | 2,072                    | 219,724                 | 17,261 | 2,082,651                                    | 422,481  | 46,382,792    |
| Widows, etc.....                   | 16,034  | 1,621,470     | 148                                 | 9,292         | 112                      | 11,920                  | 6,851  | 761,756                                      | 138,490  | 14,328,250    |
| Navy, act June 27, '90             |   |               |                                     |               |                          |                         |        |  |  |               |
| Invalids.....                      | 874   | 75,417        | 1,092                               | 43,523        | 72                       | 6,522                   | 728    | 83,500                                       | 15,633   | 1,657,362     |
| Widows, etc.....                   | 576   | 58,155        | 11                                  | 1,161         | 6                        | 576                     | 271    | 31,590                                       | 6,621  | 670,944       |
| War of 1812—                       |   |               |                                     |               |                          |                         |        |  |  |               |
| Survivors.....                     | .....   | .....         | .....                               | .....         | .....                    | .....                   | .....  | .....  | 1  | 96            |
| Widows.....                        | 3   | 384           | 1                                   | 156           | .....                    | .....                   | 218    | 34,224                                       | 1,527  | 220,716       |
| War with Mexico—                   |   |               |                                     |               |                          |                         |        |  |  |               |
| Survivors.....                     | 15  | 1,440         | 241                                 | 17,472        | 4                        | 480                     | 788    | 97,012                                       | 7,568  | 911,124       |
| Widows.....                        | 352   | 33,892        | 15                                  | 1,030         | 1                        | 96                      | 335    | 38,230                                       | 8,109  | 732,172       |
| Indian wars, 1832-42—              |   |               |                                     |               |                          |                         |        |  |  |               |
| Survivors.....                     | 7   | 676           | 10                                  | 768           | .....                    | .....                   | 291    | 27,896                                       | 1,086  | 106,128       |
| Widows.....                        | 132   | 12,702        | 1                                   | 192           | .....                    | .....                   | 392    | 37,632                                       | 3,479  | 341,124       |
| Total.....                         | 44,225  | 4,430,580     | 45,107                              | 2,105,733     | 3,567                    | 435,568                 | 43,586 | 6,270,521                                    | 997,735  | 131,568,216   |

Average annual value of each pension.....\$131.87  
 Average annual value of each pension under the general law.....168.87  
 Average annual value of each pension on account of the war with Spain.....153.50  
 Average annual value of each pension under act of June 27, 1890.....108.09

DISBURSEMENTS.  
[Fiscal year ended June 30, 1901.]

| AGENCY.            | ARMY.          |                | Navy pensions. | Grand total.   |
|--------------------|----------------|----------------|----------------|----------------|
|                    | Pensions.      | Total.         |                |                |
| Angusta.....       | \$2,807,782.46 | \$2,820,497.46 |                | \$2,820,497.40 |
| Boston.....        | 6,458,748.70   | 6,488,127.70   | \$831,303.62   | 7,319,431.39   |
| Buffalo.....       | 6,370,244.72   | 6,393,640.15   |                | 6,396,540.15   |
| Chicago.....       | 9,733,490.70   | 9,774,546.33   | 754,707.17     | 10,529,253.55  |
| Columbus.....      | 15,084,938.87  | 15,127,344.19  |                | 15,127,344.19  |
| Concord.....       | 2,731,187.06   | 2,743,320.45   |                | 2,743,320.40   |
| Des Moines.....    | 7,789,281.19   | 7,817,168.25   |                | 7,817,168.28   |
| Detroit.....       | 6,650,133.19   | 6,674,045.19   |                | 6,674,045.19   |
| Indianapolis.....  | 10,309,093.40  | 10,344,721.40  |                | 10,344,721.46  |
| Knoxville.....     | 8,173,864.23   | 8,202,737.98   |                | 8,202,737.92   |
| Louisville.....    | 4,025,577.31   | 4,042,449.99   |                | 4,042,449.95   |
| Milwaukee.....     | 7,093,423.39   | 7,120,779.95   |                | 7,120,779.95   |
| New York.....      | 6,163,717.08   | 6,197,763.61   | 720,177.72     | 6,917,941.33   |
| Philadelphia.....  | 7,303,171.62   | 7,335,595.20   | 507,059.32     | 7,842,654.52   |
| Pittsburg.....     | 6,505,654.06   | 6,532,499.80   |                | 6,532,499.80   |
| San Francisco..... | 4,536,926.47   | 4,617,037.11   | 137,616.68     | 4,801,713.79   |
| Topeka.....        | 16,085,817.75  | 16,132,946.00  |                | 16,132,946.00  |
| Washington.....    | 6,735,204.81   | 7,431,778.49   | 781,398.22     | 8,213,116.71   |
| Total.....         | 134,622,957.01 | 135,800,029.25 | 3,782,202.73   | 139,582,231.98 |

In addition to the above there was disbursed during the fiscal year ended June 30, 1901, the following sum, chargeable to the appropriation for the fiscal year ended June 30, 1900: Fees of examining surgeons, pensions, \$132,008.02.

NUMBER OF PENSIONERS ON THE ROLLS JUNE 30, 1901,  
In the states, territories and insular possessions and in foreign countries.

| United States.       | No.           | Amount.              | United States. | No.                   | Amount.           | Foreign.        | No.               | Amount.    |
|----------------------|---------------|----------------------|----------------|-----------------------|-------------------|-----------------|-------------------|------------|
| Alabama.....         | 3,672         | \$495,926.04         | Tennessee....  | 18,274                | \$2,550,814.07    | France.....     | 64                | \$8,983.33 |
| Alaska.....          | 78            | 10,151.13            | Texas.....     | 8,282                 | 1,090,493.69      | Germany....     | 607               | 85,210.67  |
| Arizona.....         | 737           | 109,835.77           | Utah.....      | 839                   | 113,253.64        | Greece.....     | 7                 | 961.67     |
| Arkansas....         | 10,947        | 1,381,907.92         | Vermont.....   | 9,194                 | 1,414,749.07      | Guatemala..     | 2                 | 276.00     |
| California... 19,279 | 2,625,816.30  | Virginia.....        | 9,455          | 1,326,022.07          | Honduras... 3     | 3               | 672.00            |            |
| Colorado.... 8,134   | 944,025.64    | Washington.. 6,928   | 925,125.27     | Hongkong... 8         | 8                 | 804.00          |                   |            |
| Connecticut. 11,919  | 1,388,562.90  | W. Virginia.. 12,811 | 1,772,375.98   | India.....            | 7                 | 816.50          |                   |            |
| Delaware.... 2,743   | 334,520.50    | Wisconsin.... 27,817 | 4,136,723.12   | Ireland..... 423      | 3                 | 59,380.73       |                   |            |
| Dist. of Col. 8,771  | 1,392,080.02  | Wyoming..... 726     | 116,914.75     | Isle of Man.. 3       | 3                 | 37.00           |                   |            |
| Florida..... 3,077   | 415,680.90    | <b>Total.....</b>    | <b>993,116</b> | <b>137,753,685.20</b> | Italy.....        | 383             | 5,334.44          |            |
| Georgia..... 3,573   | 483,075.56    |                      |                |                       | Japan.....        | 10              | 1,822.50          |            |
| Idaho.....           | 1,538         | 216,626.82           |                |                       |                   | Liberia.....    | 10                | 1,943.00   |
| Illinois..... 70,451 | 9,757,003.69  |                      |                |                       | Madeira..... 6    | 6               | 840.00            |            |
| Indiana..... 66,374  | 10,291,896.75 |                      |                |                       | Malta.....        | 2               | 288.00            |            |
| Indian Ter.. 2,325   | 364,285.58    |                      |                |                       | Mauritius... 1    | 1               | 72.00             |            |
| Iowa.....            | 37,368        | 5,481,022.20         |                |                       |                   | Mexico..... 123 | 17,938.63         |            |
| Kansas..... 41,083   | 6,061,054.90  |                      |                |                       | Netherlands. 10   | 10              | 1,809.60          |            |
| Kentucky... 23,740   | 4,045,726.08  |                      |                |                       | Newfound'd 7      | 7               | 1,008.89          |            |
| Louisiana... 5,993   | 885,788.28    |                      |                |                       | New Zealand 6     | 6               | 634.00            |            |
| Maine..... 19,858    | 2,954,608.43  |                      |                |                       | Nicaragua... 4    | 4               | 357.60            |            |
| Maryland... 13,067   | 1,708,347.33  |                      |                |                       | Norway..... 45    | 6,317.10        |                   |            |
| Massachu'ts 39,473   | 5,163,429.70  |                      |                |                       | Paraguay... 2     | 2               | 1,799.07          |            |
| Michigan.... 44,050  | 6,653,101.55  |                      |                |                       | Peru.....         | 6               | 996.27            |            |
| Minnesota.. 16,641   | 2,297,970.21  |                      |                |                       | Portugal.... 1    | 1               | 54.00             |            |
| Mississippi. 4,403   | 649,232.53    |                      |                |                       | Russia..... 13    | 1,874.23        |                   |            |
| Missouri... 53,738   | 7,169,934.06  |                      |                |                       | Samoa..... 1      | 1               | 48.00             |            |
| Montana.... 1,707    | 220,198.41    |                      |                |                       | San Salvador 1    | 1               | .....             |            |
| Nebraska... 17,630   | 2,414,213.11  |                      |                |                       | Scotland.... 110  | 15,441.81       |                   |            |
| Nevada..... 282      | 35,037.33     |                      |                |                       | SeychellesIsl 2   | 2               | 262.00            |            |
| N. Hampsh'e. 8,971   | 1,301,882.82  |                      |                |                       | South Africa 1    | 1               | .....             |            |
| New Jersey. 20,159   | 2,402,039.56  |                      |                |                       | Spain..... 6      | 798.00          |                   |            |
| New Mexico. 1,755    | 263,930.49    |                      |                |                       | St. Helena... 1   | 1               | 144.00            |            |
| New York... 89,794   | 11,931,376.89 |                      |                |                       | Sweden..... 49    | 6,883.73        |                   |            |
| N. Carolina. 4,001   | 523,231.80    |                      |                |                       | Switzerland. 72   | 10,102.57       |                   |            |
| N. Dakota... 1,875   | 285,858.55    |                      |                |                       | Turkey..... 6     | 892.40          |                   |            |
| Ohio..... 104,301    | 15,211,127.38 |                      |                |                       | U. S. of Col'a 2  | 2               | 126.00            |            |
| Oklahoma... 7,867    | 1,027,718.38  |                      |                |                       | Uruguay.... 3     | 474.00          |                   |            |
| Oregon..... 5,470    | 749,310.44    |                      |                |                       | Venezuela... 2    | 60.00           |                   |            |
| Pennsylv'a. 104,345  | 13,378,371.87 |                      |                |                       | Wales..... 12     | 1,324.60        |                   |            |
| Rhode Isl'd. 4,775   | 566,000.15    |                      |                |                       | West Indies.. 14  | 2,184.00        |                   |            |
| S. Carolina. 1,846   | 254,502.91    |                      |                |                       | <b>Total.....</b> | <b>4,547</b>    | <b>641,161.65</b> |            |
| S. Dakota... 5,120   | 525,325.01    |                      |                |                       |                   |                 |                   |            |

## SUMMARY.

|   | Pensioners.    | Payments.             |
|---|----------------|-----------------------|
| Pensioners residing in states and territories and payments to them..... | 993,116        | \$137,753,685.20      |
| Pensioners residing in insular possessions and payments to them.....    |                | 10,312.89             |
| Pensioners residing in foreign countries and payments to them.....      | 4,547          | 641,161.65            |
| <b>Total.....</b>   | <b>997,753</b> | <b>138,405,159.74</b> |
| Payments by treasury department (treasury settlements).....             |                | 126,324.10            |
| <b>Total payments on account of army and navy pensions.....</b>         |                | <b>138,531,483.84</b> |

## PENSIONERS ON THE ROLLS, 1866-1901.

|           |         |           |         |           |         |           |         |           |         |           |         |
|-----------|---------|-----------|---------|-----------|---------|-----------|---------|-----------|---------|-----------|---------|
| 1866..... | 126,722 | 1872..... | 232,189 | 1873..... | 223,998 | 1884..... | 322,756 | 1890..... | 537,944 | 1896..... | 970,678 |
| 1867..... | 155,474 | 1873..... | 238,411 | 1879..... | 242,755 | 1885..... | 345,125 | 1891..... | 676,160 | 1897..... | 976,014 |
| 1868..... | 169,643 | 1874..... | 236,241 | 1880..... | 250,802 | 1886..... | 365,783 | 1892..... | 876,068 | 1898..... | 963,714 |
| 1869..... | 187,963 | 1875..... | 234,821 | 1881..... | 268,830 | 1887..... | 406,007 | 1893..... | 965,012 | 1899..... | 991,519 |
| 1870..... | 198,686 | 1876..... | 232,137 | 1882..... | 285,697 | 1888..... | 452,557 | 1894..... | 969,544 | 1900..... | 969,529 |
| 1871..... | 207,495 | 1877..... | 232,104 | 1883..... | 303,658 | 1889..... | 489,725 | 1895..... | 970,524 | 1901..... | 997,735 |

NAMES OF SURVIVING WIDOWS AND DAUGHTERS OF REVOLUTIONARY SOLDIERS ON THE PENSION ROLLS JUNE 30, 1901.

| NAME.                       | Age | Name of soldier.     | Service.        | Residence.          |
|-----------------------------|-----|----------------------|-----------------|---------------------|
| Barrett, Hannah Newell*.... | 101 | Harrod, Noah.....    | Massachusetts.  | Boston, Mass.       |
| Chadwick, Susannah.....     | 86  | Chadwick, Elihu..... | New Jersey....  | Emporium, Pa.       |
| Damon, Esther S.....        | 87  | Damon, Noah.....     | Massachusetts.  | Plymouth Union, Vt. |
| Hurlburt, Sarah C.....      | 83  | Weeks, Elijah.....   | Massachusetts.  | Little Marsh, Pa.   |
| Jones, Nancy.....           | 87  | Darling, James.....  | North Carolina  | Jonesboro, Tenn.    |
| Mayo, Rebecca.....          | 88  | Mayo, Stephen.....   | Virginia.....   | Newbern, Va.        |
| Snead, Mary.....            | 85  | Snead, Bowdoin.....  | Virginia.....   | Parkley, Va.        |
| Thompson, Rhoda Augusta*..  | 80  | Thompson, Thaddeus.  | New York.....   | Woodbury, Conn.     |
| Tuller, Augusta*.....       |     | Way, Isaac.....      | Connecticut.... | Bridgeport, Conn.   |

\*Daughter; pensioned by special act.

PENSIONERS CLASSIFIED BY WARS.

| CLASSES.                        | 1901.                        | 1900.   | 1899.   | 1898.   | 1897.   |
|---------------------------------|------------------------------|---------|---------|---------|---------|
| Revolutionary war—Widows.....   | 4                            | 4       | 4       | 5       | 7       |
| Daughters.....                  | 5                            | 7       | 1       | 3       | 9       |
| War of 1812—Survivors.....      | 1,527                        | 1,742   | 1,998   | 2,407   | 2,810   |
| Widows.....                     | 1,086                        | 1,370   | 1,656   | 2,019   | 2,373   |
| Indian wars—Survivors.....      | 3,479                        | 3,739   | 3,899   | 4,067   | 4,288   |
| Widows.....                     | 7,568                        | 8,352   | 9,204   | 10,012  | 10,992  |
| Mexican war—Survivors.....      | 8,109                        | 8,151   | 8,175   | 8,143   | 8,072   |
| Widows.....                     | SERVICE AFTER MARCH 4, 1861. |         |         |         |         |
| General laws—Army invalids..... | 293,186                      | 305,960 | 316,834 | 327,080 | 336,209 |
| Army widows.....                | 86,504                       | 88,463  | 90,537  | 92,545  | 94,602  |
| Navy invalids.....              | 4,489                        | 4,622   | 4,721   | 4,833   | 4,788   |
| Navy widows.....                | 2,298                        | 2,314   | 2,293   | 2,300   | 2,375   |
| Army nurses.....                | 650                          | 646     | 653     | 655     | 663     |
| ACT JUNE 27, 1890.              |                              |         |         |         |         |
| Army invalids.....              | 422,481                      | 415,265 | 405,967 | 399,366 | 378,609 |
| Army widows.....                | 138,490                      | 129,412 | 129,127 | 119,785 | 110,693 |
| Navy invalids.....              | 15,633                       | 15,392  | 14,925  | 14,543  | 13,831  |
| Navy widows.....                | 6,621                        | 6,314   | 6,139   | 5,944   | 5,766   |
| WAR WITH SPAIN.                 |                              |         |         |         |         |
| General laws—Army invalids..... | 3,344                        | 822     | 117     |         |         |
| Army widows.....                | 1,381                        | 845     | 165     |         |         |
| Navy invalids.....              | 211                          | 60      | 11      |         |         |
| Navy widows.....                | 63                           | 11      |         |         |         |
| Total.....                      | 997,735                      | 993,529 | 991,519 | 993,714 | 976,014 |

Classified by rates under the act of June 27, 1890: 104,834 receive \$6 per month, 138,293 receive \$8 per month, 38,452 receive \$10 per month and 156,217 receive \$12 per month.

TOTAL COST OF PENSIONS.

| FISCAL YEAR. | DISBURSEMENTS FOR PENSIONS. |               | FEES OF EXAMINING SURGEONS. |           | Cost of disbursement <sup>nt</sup> , maintaining pension agencies, etc. | PENSION BUREAU. |                 |
|--------------|-----------------------------|---------------|-----------------------------|-----------|---|-----------------|-----------------|
|              | Army.                       | Navy.         | Army.                       | Navy.     |   | Salaries.       | Other expenses. |
| 1866.....    | \$15,158,598.64             | \$291,951.24  |                             |           | \$155,000.00  | \$237,165.00    | \$15,000.00     |
| 1867.....    | 20,552,948.47               | 231,841.22    |                             |           | 155,000.00  | 308,361.49      | 27,615.86       |
| 1868.....    | 22,811,183.75               | 290,325.61    |                             |           | 155,000.00  | 366,186.20      | 31,834.14       |
| 1869.....    | 28,168,323.34               | 344,923.93    |                             |           | 155,000.00  | 366,007.31      | 43,519.50       |
| 1870.....    | 29,043,237.00               | 308,251.78    |                             |           | 216,212.86  | 333,680.00      | 51,125.00       |
| 1871.....    | 28,081,542.41               | 437,250.21    |                             |           | 431,720.03  | 372,378.97      | 58,980.00       |
| 1872.....    | 29,276,921.02               | 475,825.79    |                             |           | 457,379.51  | 436,315.71      | 57,577.58       |
| 1873.....    | 26,502,528.96               | 479,534.98    |                             |           | 456,323.99  | 456,021.26      | 90,855.39       |
| 1874.....    | 29,603,159.24               | 603,619.75    |                             |           | 447,633.17  | 444,032.24      | 75,048.72       |
| 1875.....    | 28,727,104.76               | 543,300.00    |                             |           | 444,074.79  | 464,821.21      | 73,799.35       |
| 1876.....    | 27,411,309.53               | 524,900.00    |                             |           | 447,702.15  | 468,577.80      | 98,798.88       |
| 1877.....    | 27,659,461.72               | 523,360.00    | \$66,057.42                 | \$767.00  | 455,270.05  | 445,262.08      | 67,102.78       |
| 1878.....    | 26,251,725.91               | 594,233.53    | 231,658.26                  | 3,310.00  | 313,194.37  | 448,096.56      | 41,240.90       |
| 1879.....    | 33,100,339.92               | 555,089.00    | 85,543.50                   | 995.00    | 293,851.24  | 493,255.70      | 54,085.68       |
| 1880.....    | 56,901,670.42               | 767,558.66    | 73,161.00                   | 2,386.00  | 221,926.76  | 582,517.34      | 55,085.68       |
| 1881.....    | 49,419,945.35               | 1,193,500.00  | 13,392.00                   | 3,345.00  | 222,295.00  | 680,555.45      | 45,462.19       |
| 1882.....    | 53,328,192.05               | 984,980.00    | 222,955.87                  | 9,600.00  | 234,544.37  | 968,113.92      | 130,981.85      |
| 1883.....    | 59,468,610.70               | 958,963.11    | 321,936.49                  | 19,220.00 | 285,620.29  | 1,723,285.68    | 241,555.83      |
| 1884.....    | 56,945,115.25               | 967,272.22    | 247,966.32                  | 14,100.00 | 303,430.61  | 1,936,161.65    | 333,522.42      |
| 1885.....    | 64,222,275.34               | 949,661.78    | 475,081.13                  | 7,150.00  | 275,976.55  | 2,122,926.54    | 511,412.92      |
| 1886.....    | 63,094,642.90               | 1,056,500.00  | 487,614.76                  | 5,100.00  | 294,724.14  | 1,948,285.80    | 509,291.91      |
| 1887.....    | 72,464,236.69               | 1,287,760.39  | 1,089,724.92                | 16,600.00 | 248,280.42  | 1,968,599.66    | 430,195.91      |
| 1888.....    | 77,712,789.27               | 1,237,712.40  | 833,561.86                  | 11,581.75 | 263,109.87  | 1,986,027.55    | 420,776.24      |
| 1889.....    | 86,996,502.15               | 1,846,218.43  | 772,272.72                  | 15,119.00 | 278,902.20  | 1,978,119.98    | 422,554.50      |
| 1890.....    | 106,800,250.39              | 2,285,000.00  | 876,108.51                  | 19,569.11 | 292,697.35  | 1,957,725.43    | 380,281.73      |
| 1891.....    | 114,744,750.83              | 2,567,939.67  | 1,591,293.76                | 49,700.00 | 380,360.14  | 2,301,721.80    | 377,560.74      |
| 1892.....    | 135,314,611.76              | 3,479,535.35  | 1,690,507.47                | 35,090.00 | 500,122.02  | 2,494,122.87    | 178,823.44      |
| 1893.....    | 153,045,460.94              | 3,361,177.00  | 1,614,392.80                | 43,235.50 | 519,292.95  | 2,400,044.50    | 230,768.67      |
| 1894.....    | 136,495,965.61              | 3,490,760.56  | 652,678.50                  | 20,000.00 | 517,430.37  | 2,409,522.75    | 370,344.69      |
| 1895.....    | 136,156,808.35              | 3,650,360.43  | 782,631.08                  | 25,135.25 | 563,449.86  | 2,461,890.50    | 504,912.52      |
| 1896.....    | 134,632,175.88              | 3,582,999.10  | 605,313.97                  | 7,273.50  | 505,027.85  | 2,258,959.35    | 434,800.94      |
| 1897.....    | 136,513,914.64              | 3,635,902.71  | 678,335.44                  | .....     | 572,459.41  | 2,292,597.70    | 474,350.52      |
| 1898.....    | 140,924,348.71              | 3,727,531.03  | 894,240.08                  | .....     | 536,629.84  | 2,254,131.40    | 420,031.14      |
| 1899.....    | 134,671,258.68              | 3,638,194.27  | 715,191.26                  | .....     | 522,496.49  | 2,151,573.85    | 446,850.63      |
| 1900.....    | 134,700,567.24              | 3,761,533.41  | 747,497.80                  | .....     | 522,812.16  | 2,135,542.55    | 435,851.23      |
| 1901.....    | 134,743,790.81              | 3,787,683.03  | 844,262.60                  | .....     | 525,892.94  | 2,118,993.20    | 379,646.70      |
| Total.....   | 2,908,004,258.63            | 58,900,330.60 | 17,375,192.13               | .....     | 13,140,883.73   | 48,693,646.50   | 8,610,616.60    |

Total disbursements since 1790, \$2,763,350,833.46.

\*Approximate. †Now included in army.

## STATEMENT OF THE PUBLIC DEBT.

[Oct. 1, 1901.]

## INTEREST-BEARING DEBT.

| TITLE OF LOAN.                          | Authorizing act.               | Rate.           | Amount issued. | Total outstanding Sept. 30, 1901. |
|---|--------------------------------|-----------------|----------------|-----------------------------------|
| Consols of 1890.....                    | March 14, 1900.....            | 2 per cent..... | \$445,940,750  | \$445,940,750                     |
| Loan of 1908-1918.....                  | June 13, 1898.....             | 3 per cent..... | 198,792,640    | 98,254,220                        |
| Funded loan of 1907.....                | July 14, 1870, & Jan. 20, 1871 | 4 per cent..... | 740,921,400    | 248,241,700                       |
| Refunding certificates.....             | Feb. 26, 1879.....             | 4 per cent..... | 40,012,750     | 53,200                            |
| Loan of 1925.....                       | Jan. 14, 1875.....             | 4 per cent..... | 162,315,400    | 153,454,800                       |
| Loan of 1904.....                       | Jan. 14, 1875.....             | 5 per cent..... | 100,000,000    | 21,041,450                        |
| Aggregate of interest-bearing debt..... |                                |                 | 1,687,982,940  | 966,966,120                       |

## DEBT ON WHICH INTEREST HAS CEASED SINCE MATURITY.

|   |               |
|---|---------------|
| Funded loan of 1891, continued at 2 per cent, called for redemption May 18, 1900; interest ceased Aug. 18, 1900.....                      | \$ 208,100.00 |
| Funded loan of 1891, matured Sept. 2, 1891.....   | 66,300.00     |
| Old debt matured at various dates prior to Jan. 1, 1861, and other items of debt matured at various dates subsequent to Jan. 1, 1861..... | 1,009,160.26  |
| Aggregate of debt on which interest has ceased since maturity.....  | 1,343,560.26  |
| Bonds issued to Pacific railroads matured but not yet presented: Union Pacific, \$12,000; Kansas Pacific, \$1,000; total.....             | 13,000.00     |

## DEBT BEARING NO INTEREST.

|   |                  |
|---|------------------|
| United States notes—Feb. 25, 1862; July 11, 1862; March 3, 1863.....  | \$346,681,016.00 |
| Old demand notes—July 17, 1861; Feb. 12, 1862.....  | 53,847.50        |
| National-bank notes—Redemption account—July 14, 1860.....   | 29,535,339.00    |
| Fractional currency—July 17, 1862; March 3, 1863; June 30, 1864, less \$8,375,934 estimated as lost or destroyed, act of June 21, 1879..... | 6,876,361.63     |
| Aggregate of debt bearing no interest.....  | 383,206,564.13   |

## CERTIFICATES AND NOTES ISSUED ON DEPOSITS OF COIN AND LEGAL-TENDER NOTES AND PURCHASES OF SILVER BULLION.

| CLASSIFICATION.   | In the treasury. | In circulation. | Amount issued. |
|---|------------------|-----------------|----------------|
| Gold certificates—March 3, 1863; July 12, 1882; March 14, 1900.....                 | \$25,408,920     | \$277,517,169   | \$302,926,089  |
| Silver certificates—Feb. 28, 1873; Aug. 4, 1886; March 3, 1887; March 14, 1900..... | 6,642,038        | 435,437,962     | 442,080,000    |
| Treasury notes of 1890—June 8, 1872; March 14, 1900.....                            | 81,219           | 42,944,781      | 43,026,000     |
| Aggregate of certificates and treasury notes offset by cash in the treasury.....    | 32,132,177       | 755,899,912     | 788,032,089    |

## RECAPITULATION.

| Classification.  | Sept. 30, 1901.  | Aug. 31, 1900.   |
|--|------------------|------------------|
| Interest-bearing debt.....   | \$966,966,120.00 | \$932,640,090.00 |
| Debt on which interest has ceased since maturity.....                                  | 1,343,560.26     | 1,393,620.26     |
| Debt bearing no interest.....  | 383,206,564.13   | 382,287,411.63   |
| Aggregate of interest and noninterest-bearing debt.....                                | 1,351,516,244.39 | 1,306,321,121.89 |
| Certificates and treasury notes offset by an equal amount of cash in the treasury..... | 788,032,089.00   | 780,033,689.00   |
| Aggregate of debt, including certificates and treasury notes.....                      | 2,139,548,333.39 | 2,146,354,810.89 |

## CASH IN THE TREASURY.

|  |                  |                  |
|--|------------------|------------------|
| Reserve fund—Gold coin and bullion.....              |                  | \$150,000,000.00 |
| Trust fund—Gold coin.....                            | \$302,926,089.00 |                  |
| Silver dollars.....                                  | 442,080,000.00   |                  |
| Silver dollars of 1890.....                          | 781,231.00       |                  |
| Silver bullion of 1890.....                          | 42,244,769.00    | 788,032,089.00   |
| General fund—Gold coin and bullion.....              | \$76,226,433.92  |                  |
| Gold certificates.....                               | 25,408,920.00    |                  |
| Silver certificates.....                             | 6,642,038.00     |                  |
| Silver dollars.....                                  | 13,283,779.00    |                  |
| Silver bullion.....                                  | 1,018,498.72     |                  |
| United States notes.....                             | 8,651,150.00     |                  |
| Treasury notes of 1890.....                          | 81,219.00        |                  |
| National bank notes.....                             | 9,512,333.99     |                  |
| Fractional silver coin.....                          | 9,075,394.67     |                  |
| Fractional currency.....                             | 178.01           |                  |
| Minor coin.....                                      | 502,455.83       |                  |
| Bonds and interest paid, awaiting reimbursement..... | 398,525.80       | 150,780,926.94   |
| In National Bank Depositories—                       |                  |                  |
| To credit of treasurer of the United States.....     | 102,306,757.12   |                  |
| To credit of United States disbursing officers.....  | 6,207,702.21     | 108,514,459.33   |
| Total.....   |                  | 259,295,386.27   |
|  |                  | 1,197,327,475.27 |

STATEMENT OF THE PUBLIC DEBT.—CONTINUED.

DEMAND LIABILITIES.

|                                    |                  |                  |
|------------------------------------|------------------|------------------|
| Gold certificates.....             | \$302,926,089.00 |                  |
| Silver certificates.....           | 442,080,000.00   |                  |
| Treasury notes of 1890.....        | 43,026,000.00    | \$788,032,089.00 |
| National bank 5 per cent fund..... | 13,949,943.00    |                  |
| Outstanding checks and drafts..... | 6,756,980.41     |                  |
| Disbursing officers' balances..... | 56,543,987.36    |                  |
| Postoffice department account..... | 6,716,630.80     |                  |
| Miscellaneous items.....           | 5,407,504.63     | 89,375,506.29    |
| Reserve fund.....                  | 150,000,000.00   | \$877,407,595.29 |
| Available cash balance.....        | 109,919,879.98   | 319,919,879.98   |
| Total.....                         |                  | 1,197,327,475.27 |

CIRCULATION STATEMENT.

[Nov. 1, 1901.]

| CLASSIFICATION.                                | Money in U. S. Nov. 1, 1901. | † Held in treasury Nov. 1, 1901. | MONEY IN CIRCULATION. |               |               |
|--|------------------------------|----------------------------------|-----------------------|---------------|---------------|
|  |                              |                                  | Nov. 1, 1901.         | Nov. 1, 1900. | Jan. 1, 1879. |
| Gold coin (including bullion in treasury)..... | \$1,174,883,024              | \$259,346,494                    | \$633,858,471         | \$621,761,263 | \$96,202,850  |
| Gold certificates.....                         |                              |                                  | 281,678,659           | 215,595,969   | 21,189,280    |
| Standard silver dollars.....                   | 528,222,968                  | 13,299,131                       | 73,113,520            | 73,479,469    | 5,790,721     |
| Silver certificates*.....                      |                              |                                  | 441,810,387           | 421,380,745   | 413,360       |
| Subsidiary silver.....                         | 92,464,180                   | 8,464,829                        | 83,999,351            | 81,085,187    | 67,982,601    |
| Treasury notes of 1890.....                    | 41,434,000                   | 49,386                           | 41,384,614            | 65,478,460    |               |
| United States notes.....                       | 346,681,016                  | 7,869,988                        | 338,781,028           | 333,295,061   | 277,088,511   |
| Currency certificates, act June 8, 1872*.....  |                              |                                  |                       | 1,780,000     | 33,190,000    |
| National bank notes.....                       | 359,911,683                  | 8,237,121                        | 351,674,562           | 325,375,258   | 314,339,398   |
| Total.....                                     | 2,543,597,491                | 297,296,949                      | 2,246,300,542         | 2,139,181,412 | 816,266,721   |

Population Nov. 1, 1901, estimated at 78,211,000; circulation per capita, \$28.72.

\*For redemption of outstanding certificates an exact equivalent in amount of the appropriate kinds of money is held in the treasury, and is not included in the account of money held as assets of the government.

†This statement of money held in the treasury as assets of the government does not include deposits of public money in national bank depositaries to the credit of the treasurer of the United States, and amounting to \$104,906,869.

ANALYSIS OF THE PUBLIC DEBT.

| JULY 1.   | Debt on which interest has ceased. | Debt bearing no interest.* | Outstanding principal. | Cash in the treasury. | Principal of debt less cash in treasury. | Population of the United States. | Debt per capita. | Interest per capita. |
|-----------|------------------------------------|----------------------------|------------------------|-----------------------|--|----------------------------------|------------------|----------------------|
| 1868..... | \$1,197,340,898                    | \$408,401,782.61           | \$2,611,687,851.19     | \$130,834,437.96      | \$ 2,480,853,413.23                      | 36,973,000                       | \$67.10          | \$3.48               |
| 1869..... | 5,290,181.00                       | 421,131,510.55             | 2,588,452,213.94       | 155,680,340.85        | 2,432,771,873.09                         | 37,756,000                       | 64.43            | 3.32                 |
| 1870..... | 3,708,641.00                       | 490,508,064.42             | 2,480,672,427.81       | 149,502,471.90        | 2,331,169,955.91                         | 38,558,317                       | 60.46            | 3.08                 |
| 1871..... | 1,948,902.26                       | 416,575,680.06             | 2,358,211,332.32       | 106,217,263.65        | 2,246,994,068.67                         | 39,555,000                       | 56.81            | 2.83                 |
| 1872..... | 7,926,797.26                       | 490,530,431.52             | 2,258,251,828.78       | 103,470,798.43        | 2,149,780,530.35                         | 40,698,000                       | 52.96            | 2.56                 |
| 1873..... | 51,929,710.26                      | 472,069,332.94             | 2,234,482,993.20       | 129,020,982.45        | 2,105,462,010.75                         | 41,676,000                       | 60.52            | 2.35                 |
| 1874..... | 3,216,590.26                       | 509,543,128.17             | 2,251,690,468.43       | 147,541,314.74        | 2,104,149,153.69                         | 42,796,000                       | 49.17            | 2.31                 |
| 1875..... | 11,425,820.26                      | 498,182,411.61             | 2,232,284,511.95       | 142,243,361.82        | 2,090,041,170.13                         | 43,949,000                       | 47.56            | 2.20                 |
| 1876..... | 3,902,420.26                       | 465,807,196.89             | 2,180,836,067.15       | 119,469,726.70        | 2,060,925,340.45                         | 45,138,000                       | 45.66            | 2.11                 |
| 1877..... | 16,648,860.26                      | 476,764,031.84             | 2,205,301,392.10       | 196,025,900.73        | 2,019,275,431.37                         | 46,351,000                       | 43.56            | 2.01                 |
| 1878..... | 5,594,560.26                       | 455,875,682.27             | 2,256,205,892.53       | 256,823,612.08        | 1,999,382,280.45                         | 47,595,000                       | 42.01            | 1.99                 |
| 1879..... | 37,015,630.26                      | 410,835,711.78             | 2,245,495,072.04       | 249,080,167.01        | 1,996,414,905.03                         | 48,863,000                       | 40.86            | 1.71                 |
| 1880..... | 7,621,455.26                       | 388,800,815.37             | 2,120,415,370.63       | 201,088,622.88        | 1,919,326,747.75                         | 50,155,783                       | 38.27            | 1.59                 |
| 1881..... | 6,723,865.26                       | 422,721,954.32             | 2,069,013,569.58       | 249,363,415.55        | 1,819,650,154.23                         | 51,402,000                       | 35.36            | 1.46                 |
| 1882..... | 16,260,865.26                      | 438,241,788.77             | 1,918,312,994.03       | 243,289,519.78        | 1,675,023,474.25                         | 52,799,000                       | 31.72            | 1.09                 |
| 1883..... | 7,831,415.26                       | 538,111,162.51             | 1,884,171,728.07       | 345,389,002.92        | 1,538,782,725.15                         | 54,168,000                       | 28.41            | .96                  |
| 1884..... | 19,656,205.26                      | 584,308,863.31             | 1,800,528,923.57       | 391,365,928.18        | 1,409,162,995.39                         | 55,584,000                       | 25.30            | .87                  |
| 1885..... | 4,100,995.26                       | 663,712,927.88             | 1,863,964,873.14       | 488,612,429.23        | 1,375,352,443.91                         | 57,093,000                       | 24.09            | .84                  |
| 1886..... | 9,704,445.29                       | 619,344,498.52             | 1,775,063,013.78       | 492,917,173.34        | 1,282,145,840.44                         | 58,420,000                       | 21.95            | .79                  |
| 1887..... | 6,115,165.26                       | 629,705,077.37             | 1,657,602,592.63       | 482,433,917.21        | 1,175,168,675.42                         | 61,031,000                       | 19.25            | .71                  |
| 1888..... | 2,496,095.26                       | 739,840,389.32             | 1,692,858,984.58       | 629,854,089.85        | 1,063,004,894.73                         | 62,768,000                       | 16.94            | .65                  |
| 1889..... | 1,911,485.26                       | 787,287,446.97             | 1,619,052,922.23       | 643,113,172.01        | 975,939,750.22                           | 64,554,000                       | 15.92            | .53                  |
| 1890..... | 1,815,805.29                       | 825,011,289.47             | 1,552,140,204.73       | 661,355,834.20        | 924,465,218.53                           | 62,622,250                       | 14.22            | .47                  |
| 1891..... | 1,614,705.26                       | 933,852,766.35             | 1,545,906,591.61       | 694,038,839.83        | 851,867,751.78                           | 63,975,000                       | 13.54            | .37                  |
| 1892..... | 2,785,875.26                       | 1,000,648,989.37           | 1,558,464,144.63       | 746,937,681.03        | 811,526,463.60                           | 65,405,000                       | 12.93            | .35                  |
| 1893..... | 2,094,060.26                       | 958,854,525.87             | 1,545,985,686.13       | 707,016,210.89        | 838,969,475.25                           | 66,825,000                       | 12.64            | .35                  |
| 1894..... | 1,851,240.26                       | 995,390,504.42             | 1,632,253,636.68       | 732,940,256.13        | 899,313,380.55                           | 68,275,000                       | 13.30            | .38                  |
| 1895..... | 1,721,580.26                       | 958,197,331.99             | 1,675,120,983.25       | 811,061,686.46        | 864,059,314.78                           | 69,878,000                       | 13.08            | .42                  |
| 1896..... | 1,600,890.26                       | 920,839,543.14             | 1,769,840,323.40       | 853,905,635.51        | 915,934,687.89                           | 71,890,000                       | 13.60            | .40                  |
| 1897..... | 1,346,880.26                       | 968,960,655.64             | 1,817,672,665.90       | 925,649,765.87        | 922,022,900.03                           | 72,827,000                       | 13.78            | .48                  |
| 1898..... | 1,262,680.00                       | 947,901,845.64             | 1,736,531,865.90       | 769,446,506.76        | 1,027,085,492.14                         | 74,622,000                       | 14.08            | .47                  |
| 1899..... | 1,218,340.26                       | 944,690,284.65             | 1,901,927,306.52       | 836,007,071.73        | 1,155,920,235.19                         | 76,011,000                       | 15.55            | .54                  |
| 1900..... | 1,176,320.26                       | 1,112,305,911.41           | 2,136,961,601.67       | 1,029,249,833.78      | 1,107,711,767.89                         | 76,304,799                       | 14.52            | .44                  |
| 1901..... | 1,415,620.26                       | 1,154,770,273.65           | 2,143,326,363.89       | 1,181,868,911.10      | 961,458,022.79                           | 77,754,000                       | 12.37            | .43                  |

\*Includes certificates issued against gold, silver and currency deposited in the treasury.



## The National Government.

[Corrected to Nov. 1, 1901.]

## EXECUTIVE DEPARTMENT.

|  |          |
|--|----------|
| President, Theodore Roosevelt (N. Y.)            | \$50,000 |
| Sec. to the President, Geo. B. Cortelyou (N. Y.) | 5,000    |
| Vice-President (vacant)                          | 8,000    |
| U. S. Dist. Marshal, Aulick Palmer (D. C.)       | 6,000    |

## DEPARTMENT OF STATE.

|   |       |
|---|-------|
| Secretary, John Hay (D. C.)                                     | 8,000 |
| Asst. Sec., David J. Hill (N. Y.)                               | 4,500 |
| Second Asst. Sec., Alvey A. Adee (D. C.)                        | 4,000 |
| Third Asst. Sec., Herbert H. D. Peirce (Mass.)                  | 4,000 |
| Solicitor, Wm. L. Penfield (Ind.)                               | 3,500 |
| Chief Clerk, Wm. H. Michael (Neb.)                              | 2,500 |
| Chief of Diplomatic Bureau, Sydney Smith (D. C.)                | 2,100 |
| Chief Consular Bureau, Robert S. Chilton, Jr. (D. C.)           | 2,100 |
| Chief of Bureau of Indexes and Archives, Pendleton King (N. C.) | 2,100 |
| Chief of Bureau of Accounts, Thomas Morrison (N. Y.)            | 2,100 |
| Chief of Bureau of Foreign Commerce, Frederic Emory (Md.)       | 2,100 |
| Chief of Bureau of Rolls and Library, A. H. Allen (N. C.)       | 2,100 |
| Chief of Bureau of Appointments, Robert Brent Mosher (Ky.)      | 2,100 |
| Translator, Henry L. Thomas (N. Y.)                             | 2,100 |
| Translator, John S. Martin, Jr. (Pa.)                           | 2,100 |
| Private Sec. to Sec. of State, E. J. Babcock (N. Y.)            | 2,250 |

[Bureau of Accounts has charge of passports.]

## TREASURY DEPARTMENT.

|   |       |
|---|-------|
| Secretary, Lyman J. Gage (Ill.)                                     | 8,000 |
| Private Sec., C. V. Rich (Ill.)                                     | 2,250 |
| Asst. Sec., M. E. Ailes (O.)  | 4,500 |
| Asst. Sec., Horace A. Taylor (Wis.)                                 | 4,500 |
| Asst. Sec., O. L. Spaulding (Mich.)                                 | 4,500 |
| Chief Clerk, W. H. Hills (N. Y.)                                    | 3,000 |
| Chief of Appt. Div., Chas. Lyman (Conn.)                            | 2,750 |
| Chief of Warrants Div., W. F. MacLennan                             | 3,500 |
| Chief Pub. Moneys Div., Eugene B. Daskam                            | 2,500 |
| Chief of Customs Div., Andrew Johnson (W. Va.)                      | 2,750 |
| Acting Chief of Rev. Marine Div., Charles F. Shoemaker (N. Y.)      | 2,500 |
| Chief of Stationery, Printing and Blanks Div., Geo. Simmons (D. C.) | 2,500 |
| Chief of Loans and Currency Div., Andrew T. Huntington (Mass.)      | 2,500 |
| Chief of Misc. Div., Lewis Jordan (Ind.)                            | 2,500 |
| Government Actuary, Jos. S. McCoy (N. J.)                           | 1,800 |

**Supervising Architect's Office.**

|   |       |
|---|-------|
| Supervising Architect, Jas. K. Taylor (Pa.) | 4,500 |
|---|-------|

**Bureau of Engraving and Printing.**

|  |       |
|--|-------|
| Director, William M. Meredith (Ill.)       | 4,500 |
| Asst. Director, Thomas J. Sullivan (D. C.) | 2,250 |
| Supt. Engraving Div., John R. Hill (N. Y.) | 3,600 |

**Office Steamboat Inspector.**

|  |       |
|--|-------|
| Supervising Inspector, James A. Dumont | 3,500 |
|--|-------|

**Bureau of Statistics.**

|                                |       |
|--------------------------------|-------|
| Chief, Oscar P. Austin (D. C.) | 3,000 |
|--------------------------------|-------|

**Life-Saving Service.**

|                                  |       |
|----------------------------------|-------|
| Gen'l Supt., S. I. Kimball (Me.) | 4,000 |
| Asst., Horace L. Piper (Me.)     | 2,500 |

**Comptrollers.**

|  |       |
|--|-------|
| First Comptroller, Robt. J. Tracewell (Ind.) | 5,000 |
| Asst., Leander P. Mitchell (Ind.)            | 5,000 |
| Chief Clerk, C. M. Foree (Ky.)               | 2,750 |
| Chief Law Clerk, N. H. Thompson (Mich.)      | 2,750 |

**Register of the Treasury.**

|                                 |       |
|---------------------------------|-------|
| Register, Judson W. Lyons (Ga.) | 4,000 |
| Asst., Cyrus F. Adams (Ill.)    | 2,250 |

## Auditors.

|  |         |
|--|---------|
| Auditor for the Treasury Dept., William E. Andrews (Neb.)  | \$4,000 |
| Deputy, Edward McKlitterick (Iowa)                         | 2,250   |
| Auditor for War Dept., F. E. Rittman (O.)                  | 4,000   |
| Deputy, D. A. Grosvenor (Md.)                              | 2,250   |
| Auditor for the Interior Dept., R. S. Person (S. D.)       | 4,000   |
| Deputy, George P. Dunham (O.)                              | 2,250   |
| Auditor for the Navy Dept., W. W. Brown (Pa.)              | 4,000   |
| Deputy, John M. Ewing (Wis.)                               | 2,250   |
| Auditor for the State and Other Depts., E. G. Timme (Wis.) | 4,000   |
| Deputy, Geo. W. Esterly (Minn.)                            | 2,250   |
| Auditor for the Postoffice Dept., Henry A. Castle (Minn.)  | 4,000   |
| Deputy, N. L. Chew (Ind.)                                  | 2,250   |
| Deputy, H. Allen (Pa.)                                     | 2,250   |

## Treasurer of the United States.

|  |       |
|--|-------|
| Treasurer, Ellis H. Roberts (N. Y.)        | 6,000 |
| Asst. Treas., J. F. Meline (D. C.)         | 3,600 |
| Supt. Nat. Bank Red. Div., Thos. E. Rogers | 3,500 |

## Comptroller of the Currency.

|   |       |
|---|-------|
| Comptroller, William Barrett Ridgely (Ill.) | 5,000 |
| Deputy, Thomas P. Kane (D. C.)              | 2,900 |

## Commissioner of Internal Revenue.

|                                     |       |
|-------------------------------------|-------|
| Commissioner, John W. Yerkes (Ky.)  | 6,000 |
| Deputy, Robt. Williams, Jr. (N. Y.) | 3,200 |
| Deputy, Jas. C. Wheeler (Mich.)     | 3,200 |

## Director of the Mint.

|                                  |       |
|----------------------------------|-------|
| Director, Geo. E. Roberts (Iowa) | 4,500 |
|----------------------------------|-------|

## Bureau of Navigation.

|   |       |
|---|-------|
| Commissioner, E. F. Chamberlain (N. Y.) | 3,600 |
|---|-------|

## United States Coast and Geodetic Survey.

|                                     |       |
|-------------------------------------|-------|
| Superintendent, O. H. Tittman (Mo.) | 5,000 |
|-------------------------------------|-------|

## Marine Hospital Service.

|                                      |       |
|--------------------------------------|-------|
| Supervising Surg.-Gen., Walter Wyman | 4,000 |
|--------------------------------------|-------|

## NAVY DEPARTMENT.

|                                      |       |
|--------------------------------------|-------|
| Secretary, John D. Long (Mass.)      | 8,000 |
| Asst. Sec., Frank W. Hackett (N. H.) | 4,500 |
| Chief Clerk, Benj. F. Peters (Pa.)   | 3,000 |
| Private Sec., Cyrus C. Wells         | 2,250 |

## Bureau Yards and Docks.

|   |  |
|---|--|
| Chief, Rear-Admiral Mordecai T. Endicott.                             |  |
| Civil Engineers, F. T. Chambers, A. C. Cunningham and H. H. Rousseau. |  |
| Professor of Mathematics, Henry M. Paul.                              |  |

## Bureau of Navigation.

|   |  |
|---|--|
| Chief, Rear-Admiral A. S. Crowninshield.                  |  |
| Asst. to Bureau, Commander W. S. Cowles.                  |  |
| Lieutenant-Commanders, V. L. Cottman and R. F. Nicholson. |  |
| Lieuts., Chas. Webster, C. B. Barnes and G. L. P. Stone.  |  |

## Nautical Almanac Office.

|  |  |
|--|--|
| Professor, W. S. Harshman.   |  |
| Office Naval Intelligence.   |  |
| Chief Intelligence Officer, Capt. C. D. Sigsbee.   |  |
| Lieut.-Comdr., Horace M. Witzel.   |  |
| Lieuts., John H. Gibbons, T. S. Snowden, Harry Phelps, S. E. W. Kittelle, L. M. Nulton and C. L. Poor. |  |

## Hydrographic Office.

|  |  |
|--|--|
| Hydrographer, Commander W. H. H. Southland.  |  |
| Lieutenant-Commanders, Commander R. G. Ack (ret.), C. J. Boush and H. Vall (ret.). |  |
| Lieutenants, Glennie Tarbox, B. B. Blier and C. M. McCartney (ret.).               |  |

**Library and Naval War Records,**  
*Superintendent, Prof. E. K. Rawson.*  
*Commander, George P. Colvocoresses.*

**Naval Observatory.**

*Superintendent, Capt. C. H. Davis.*  
*Assistant, Lieut.-Commander Chas. E. Fox.*  
*Astronomical Director, Prof. of Mathematics*  
*W. S. Harshman.*  
*Professors of Mathematics, A. N. Skinner, T. J.*  
*J. See, M. Updegraff, W. S. Eichelberger and*  
*F. B. Littell.*  
*Assistant Astronomers, Geo. A. Hill, Theo. I.*  
*Kling.*  
*Assistants, E. J. Loomis and H. B. Hedrick.*

**Bureau of Ordnance.**

*Chief, Rear-Admiral Chas. O'Neil.*  
*Lieutenant-Commander, A. E. Culver.*  
*Lieutenants, Volney O. Chase, asst. to bureau;*  
*Cleland Davis, G. C. Davison.*

**Bureau of Equipment.**

*Rear-Admiral, R. B. Bradford.*  
*Commander, L. C. Logan.*  
*Lieut.-Commander, T. E. D. W. Veeder.*  
*Lieutenants, F. L. Chapin, H. E. Parentor,*  
*Albert M. Beecher and J. M. Hudgins.*  
*Ensign, W. L. Varnum (ret.).*

**Bureau of Construction and Repairs.**

*Rear-Admiral, Francis I. Bowles.*  
*Naval Constructors, J. H. Linnard, R. P. Hob-*  
*son, D. W. Taylor, H. Gilmore, H. G. Smith.*

**Office of Judge-Advocate General.**

*Judge-Advocate General, Capt. S. C. Lemly.*  
*Lieutenants, Thomas Washington, G. Mall-*  
*son, Ensign F. B. Case (ret.).*  
*Captain, Wm. C. Dawson, U. S. M. C.*

**Bureau of Medicine and Surgery.**

*Rear-Admiral, W. K. Van Reypen.*  
*Asst. to Bureau, Surgeon James D. Gatewood.*  
*Special Duty, P. A. Surgeon T. W. Richards;*  
*Pharmacist, H. Henry.*

**Bureau of Supplies and Accounts.**

*Rear-Admiral, Albert S. Kenny.*  
*Asst. to Bureau, Paymaster Geo. W. Simpson.*  
*Paymaster, T. H. Hicks.*  
*P. A. Paymaster, Geo. P. Dyer.*  
*Asst. Paymaster, David M. Addison.*

**Naval Examining Board.**

*President, Rear-Admiral John C. Watson.*  
*Members, T. F. Jewell, Capt. Asa Walker and*  
*Comdr. Chas. W. Rae.*

**Board of Medical Examiners.**

*President, Med. Director R. A. Marmion.*  
*Members, Surgeons E. H. Green and S. H. Grif-*  
*fith.*

**Naval Retiring Board.**

*President, Rear-Admiral John A. Howell.*  
*Members, Capts. F. A. Cook and J. H. Sands,*  
*Med. Directors J. C. Wise and W. S. Dixon.*

**Bureau of Steam Engineering.**

*Rear-Admiral, Engineer-in-Chief George W.*  
*Melville.*  
*Chief Clerk, Wm. H. H. Smith.*  
*Commander, J. H. Perry.*  
*Lieut.-Commanders, J. R. Edwards, W. M.*  
*Parks, F. H. Bailey and R. S. Griffin.*  
*Lieuts., C. E. Rommel, C. W. Dyson, Stanford*  
*E. Moses, G. S. Lincoln.*

**State, War and Navy Department Building.**  
*Supt., Commander G. W. Baird.*

**Board of Inspection and Survey.**

*President, Rear-Admiral Robley D. Evans.*  
*Members, Capts. C. J. Train and J. M. Hempt-*  
*hill, Comdrs. C. R. Roelker and C. E. Vree-*

*land, Lieut.-Commander T. S. Rodgers, Naval*  
*Constr. J. J. Woodward and Maj. C. H. Lauch-*  
*heimer. U. S. marine corps.*

**Naval Dispensary.**

*Medical Inspector, P. M. Rixey.*  
*Surgeon, Geo. Pickrell.*  
*Pharmacist, J. C. Martin.*

**Museum of Hygiene.**

*Medical Director, Geo. P. Bradley.*

**Navy Pay Office.**

*Pay Director, L. A. Fralley.*

**Headquarters of United States Marine Corps.**

*Brig.-Gen. Commandant, Charles Heywood.*  
*Adjt. and Inspector, Col. George C. Reid.*  
*Asst. Adj. and Inspector, Maj. C. H. Lauchheimer.*  
*Quartermaster, Col. Frank L. Denny.*  
*Asst. Quartermasters, Capt. C. S. Radford and*  
*Capt. W. B. Lemly.*  
*Paymaster, Col. Green Clay Goodloe.*  
*First Lieut. Harold C. Snyder, aid-de-camp*  
*to brigadier-general commandant.*

**Marine Barracks, Washington, D. C.**

*Lieutenant-Colonel, Benjamin R. Russell.*  
*Captain, John H. Russell.*  
*First Lieutenants, L. Feland, R. P. Williams,*  
*T. A. Mott, L. B. Purcell and N. G. Burton.*  
*Second Lieutenants, Rupert C. Dewey, S. W.*  
*Brewster, P. M. Rixey and F. F. Robards.*  
*Surgeon, S. H. Dickson.*

**WAR DEPARTMENT.**

*Secretary, Ellihu Root (N. Y.).....\$8,000*  
*Asst. Sec., William Carr Sanger (N. Y.).....4,500*  
*Sec. to Sec. of War, Merritt O. Chance (Ill.) 2,250*  
*Chief Clerk, John C. Scofield.....3,000*

**Headquarters of the Army.**

*Lieut.-Gen., Nelson A. Miles.*  
*Adjt.-Gen., Col. Thomas Ward.*  
*Mil. Secretary, Lieut.-Col. Samuel Reber.*  
*Aid-de-Camp, Lieut.-Col. Marion P. Maus.*  
*Aid-de-Camp, Lieut.-Col. H. H. Whitney.*  
*Chief Clerk, J. B. Morton.*

**Adjutant-General's Department.**

*Adjt.-Gen., Maj.-Gen. H. C. Corbin.*  
*Assistants, Lieut.-Col. Wm. H. Carter, Lieut.-*  
*Col. T. H. Barry, Lieut.-Col. Geo. Andrews.*  
*Lieut.-Col. John A. Johnston, Lieut.-Col.*  
*Wm. A. Simpson, Lieut.-Col. H. P. McCain.*  
*Chief Clerk, R. P. Thian.....\$2,000*

**Inspector-General's Department.**

*Inspector-Gen., Brig.-Gen. J. C. Breckinridge.*  
*Assistants, Lieut.-Col. C. H. Heyl and Maj.*  
*Thos. T. Knox.*  
*Chief Clerk, O. B. Goodall.*

**Judge-Advocate General's Office.**

*Judge-Advocate Gen., Brig.-Gen. G. B. Davis.*  
*Assistants, Lieut.-Col. E. H. Crowder, Maj. L.*  
*E. Goodier.*  
*Chief Clerk, Lewis W. Call.*

**Quartermaster's Department.**

*Quarterm.-Gen., Brig.-Gen. M. I. Ludington.*  
*Assistants, Lieut.-Col. Charles Bird, Lieut.-Col.*  
*Wm. S. Patten, Maj. M. C. Martin, Maj. F. G.*  
*Hodgson, Capt. J. M. Carson, Jr., Capt. F. M.*  
*Schreiner and Capt. J. Z. Dare.*  
*Chief Clerk, Henry D. Saxton.*

**Subsistence Department.**

*Commissary-Gen., Brig.-Gen. Jno. F. Weston.*  
*Assistants, Col. Henry G. Sharpe, Capt. H. T.*  
*Gallagher, Capt. M. S. Murray.*  
*Chief Clerk, Wm. A. DeCaundry.*



**Medical Department.**

Surgeon-Gen., Brig.-Gen. Geo. M. Sternberg.  
 Assistants, Col. W. H. Forwood, Col. Chas. Smart, Col. C. DeWitt, Maj. Walter Reed, Maj. J. C. Merrill, Capt. E. L. Munson.  
 Chief Clerk, George A. Jones.

**Pay Department.**

Paymaster-Gen., Brig.-Gen. A. E. Bates.  
 Assistant, Lieut.-Col. C. C. Sniffen.  
 Chief Clerk, T. M. Exley.

**Corps of Engineers.**

Chief of Engineers, Brig.-Gen. G. L. Gillespie.  
 Assistants, Col. A. Mackenzie, Maj. James L. Lusk, Maj. Frederick V. Abbot, Capt. M. M. Patrick and First Lieut. Charles S. Bromwell.  
 Chief Clerk, P. J. Dempsey.

**Public Buildings and Grounds.**

Officer in Charge, Col. T. A. Bingham.

**Ordnance Department.**

Chief of Ordnance, Brig.-Gen. A. R. Buffington.  
 Assistants, Maj. V. McNally, Maj. C. S. Smith, Capt. L. L. Bruff, Capt. W. W. Gibson, Capt. C. B. Wheeler, Capt. W. W. Joyes.  
 Chief Clerk, John J. Cook.

**Signal Office.**

Chief Signal Officer, Brig.-Gen. A. W. Greely  
 Assistant, Maj. Richard E. Thompson.  
 Disbursing Officer, Maj. G. P. Schriren  
 Chief Clerk, G. A. Warren.

**Record and Pension Office**

Chief of Office, Brig.-Gen. F. C. Ainsworth.  
 Assistant, Maj. John Tweedale.  
 Chiefs of Division, Jacob Frech, O. B. Brown, J. W. Kirkley.

**POSTOFFICE DEPARTMENT.**

Postmaster-Gen., Charles E. Smith (Pa.)...\$8,000  
 Chief Clerk, Blain W. Taylor (W. Va.)... 2,500  
 Asst. Atty.-Gen., James N. Tyler (Ind.)... 4,000  
 Law Clerk, Harrison J. Barrett (N. C.)... 2,750  
 Appointment Clerk, John H. Robinson (Miss.)... 1,800  
 Supt. and Disbursing Clerk, Rufus B. Merchant (Va.)... 2,100  
 Topographer, A. Von Haake (N. Y.)... 2,500

**OFFICE FIRST ASSISTANT POSTMASTER-GENERAL.**

First Asst. P. M. G., W. M. Johnson (N. J.) 4,000  
 Chief Clerk, John H. Masten (Ind.)... 2,000  
 Supt. Div. P. O. Sup., Michael W. Louis (O.)... 2,250  
 Supt. Div. Free Delivery, August W. Machen (O.)... 3,000  
 Supt. of Salaries and Allowances, George W. Beavers (N. Y.)... 2,500  
 Supt. Money-Order System, James T. Metcalf (Iowa)... 3,000  
 Chief Clerk Money-Order System, E. F. Kimball (Mass.)... 2,000  
 Supt. Dead-Letter Office, David P. Leibhardt (Ind.)... 2,500  
 Chief Clerk Dead-Letter Office, Ward Burlingame (Kas.)... 1,800  
 Chief Div. of Correspondence, J. R. Ash (Pa.) 2,000  
 Asst. Supts. Div. Free Delivery, C. J. McCoy (S. Dak.), hqrs. Wash.; Wm. G. Edens (Ill.), hqrs. Chicago; Charles Hedges (Tex.), hqrs. New York... 4,000  
 Eastern Div. Rural Free Delivery, H. Conquest Clarke (D. C.), hqrs. Wash.; Western Div., Frank M. Dice (Ind.), hqrs. Indianapolis... 4,000

**OFFICE SECOND ASSISTANT POSTMASTER-GENERAL.**

Second Asst. P. M. G., W. S. Shallenberger (Pa.)... 4,000  
 Chief Clerk, George F. Stone (N. Y.)... 2,100  
 Supt. Railway Adjustments, J. H. Crew (O.) 2,000  
 Chief Div. of Inspection, James B. Cook (Md.)... 2,000

Chief Div. Mail Equipment, Thomas P. Graham (N. Y.)...\$2,000  
 Gen. Supt. Railway Mail Service, James E. White (Ill.)... 3,500  
 Asst. Gen. Supt. Railway Mail Service, Alexander Grant (Mich.)... 2,000  
 Chief Clerk Railway Mail Service, John W. Holyday (O.)... 2,000  
 Supt. Foreign Mails, N. M. Brooks (Va.) 3,000  
 Chief Clerk Foreign Mails, R. L. Maddox (Ky.)... 2,000

**OFFICE THIRD ASSISTANT POSTMASTER-GENERAL.**

Third Asst. P. M. G., Edwin C. Madden (Mich.)... 4,000  
 Chief Clerk, Clarence H. Buckler (Md.)... 2,000  
 Chief Div. Finance, A. W. Bingham (Mich.) 2,250  
 Chief Div. Postage Stamps, James H. Reeve (N. Y.)... 2,250  
 Chief Classification Division, Henry A. Kelly (Kas.)... 2,000  
 Superintendent Registry System, William H. Landvoigt (D. C.)... 3,500  
 Chief Clerk Division of Files, Mail, etc., E. S. Hall (Vt.)... 1,800  
 Postage Stamp Agent, John P. Green (O.)... 2,500  
 Postal Card Agent, Edgar H. Shook (W. Va.)... 2,500  
 Stamped Envelope Agent, Chas. H. Field (Conn.)... 2,500

**OFFICE FOURTH ASSISTANT POSTMASTER-GENERAL.**

Fourth Asst. P. M. G., J. L. Bristow (Kas.) 4,000  
 Chief Clerk, J. L. Bristow (Kas.)... 2,000  
 Chief Div. of Appointments, Carter B. Keene (Mo.)... 2,000  
 Chief Div. of Bonds and Commissions, Christian B. Dickey (O.)... 2,000  
 Chief P. O. Inspector, W. E. Cochran (Col.) 3,000  
 Chief Clerk Div. of P. O. Inspectors and Mail Depredations, Emanuel Speich (Neb.)... 2,000

**OFFICE OF THE AUDITOR FOR THE POSTOFFICE DEPARTMENT.**

Auditor, Henry A. Castle (Minn.)... 4,000  
 Deputy Auditors, N. L. Chew (Ind.) and H. L. Allen (N. Dak.)... 2,500  
 Chief Clerk, John B. Sleman (Ill.)... 2,000  
 Law Clerk, D. H. Fenton (Ind.)... 2,000  
 Disbursing Clerk, B. W. Holman (Wis.)... 2,000  
 Chief Collecting Div., Arthur Clements (Md) 2,000  
 Chief Bookkeeping Div., David W. Duncan (Pa.)... 2,000  
 Chief Pay Div., A. M. McBath (Tenn.)... 2,000  
 Chief Inspecting Div., B. A. Allen (Kas.)... 2,000  
 Chief Checking and Assorting Div., R. M. Johnson (Ind.)... 2,000  
 Chief Foreign Div., D. N. Burbank (N. Y.)... 2,000  
 Chief Recording Div., M. M. Holland (D.C.) 2,000

**INTERIOR DEPARTMENT.**

Secretary, Ethan A. Hitchcock (Mo.)... 8,000  
 First Asst. Sec., Thomas Ryan (Kas.)... 4,500  
 Asst. Sec., Frank L. Campbell (D. C.)... 4,000  
 Chief Clerk, Edward M. Dawson (Md.)... 2,750

**General Land Office.**

Commissioner, Binger Hermann (Ore.)... 5,000  
 Asst. Comr., William A. Richards (Wyo.)... 3,000

**Office of Indian Affairs.**

Commissioner, Wm. A. Jones (Wis.)... 4,000  
 Asst. Comr., A. Clarke Tonner (O.)... 3,000  
 Supt. Indian Schools, Miss Estelle Reel (Wyo.)... 3,000

**Pension Office.**

Commissioner, H. Clay Evans (Tenn.)... 5,000  
 First Deputy Comr., Jas. L. Davenport (N. H.)... 3,600  
 Second Deputy Comr., Leverett M. Kelly (Ill.)... 3,600  
 Chief Clerk, Wm. H. Bayly (O.)... 2,250  
 Medical Referee, Jacob F. Raub (Pa.)... 3,000

**Office of Commissioner of Railroads.**

Commissioner, James Longstreet (Ga.)...\$1,500

**Patent Office.**

Commissioner, Frederick I. Allen (N. Y.)... 5,000  
Asst. Comr., Edward B. Moore (Mich.)... 3,000  
Chief Clerk, Charles M. Igelan (Md.)... 2,500

**Office of Education.**

Commissioner, William T. Harris (Mass.)... 3,000  
Chief Clerk, Lovick Pierce (Ga.)... 1,800

**Geological Survey.**

Director, Chas. D. Walcott (N. Y.)... 5,000  
Chief Clerk, Henry C. Rizer (Kas.)... 2,400

**Census Office.**

Director, William R. Merriam (Minn.)... 6,000  
Asst. Director, Fred H. Wines (Ill.)... 4,000  
Chief Clerk, Edward McCauley (D. C.)... 2,500

**DEPARTMENT OF JUSTICE.**

Atty.-Gen., Philander C. Knox (Pa.)... 8,000  
Solicitor-Gen., J. K. Richards (O.)... 7,000  
Asst. Atty.-Gen., Jas. M. Beck (Pa.)... 5,000  
Asst. Atty.-Gen., Henry M. Hoyt (Pa.)... 5,000  
Asst. Atty.-Gen., Jno. G. Thompson (Ill.)... 5,000  
Asst. Atty.-Gen., Louis A. Pratt (Wis.)... 5,000  
Asst. Atty.-Gen. (Dept. of Int.), Willis Van Devanter (Wyo.)... 5,000  
Asst. Atty.-Gen. (P. O. Dept.), Jas. N. Tyner (Ind.)... 4,000  
Solicitor of Int. Rev. (Treas. Dept.), Albert W. Wishard (Ind.)... 4,500  
Solicitor for Dept. of State, W. L. Penfield (Ind.)... 4,500  
Law Clerk and Examiner of Titles, A. J. Bentley (O.)... 2,700  
Chief Clerk and Supt. of Building, Cecil Clay (W. Va.)... 2,750  
Gen. Agent, Frank Strong (Ark.)... 4,000  
Disbursing Clerk, Henry Rechin (O.)... 2,300  
Appointment Clerk O. J. Field (Kas.)... 1,800  
Atty. in Charge of Pardons, Jas. S. E. Smith (Ala.)... 2,400  
Solicitor of Treas. (Treas. Dept.), Maurice D. O'Connell (Iowa)... 4,500  
Asst. Solicitor, Felix A. Reeve (Tenn.)... 3,000  
Chief Clerk Solicitor's Office (Treas. Dept.), Charles E. Vrooman (Iowa)... 2,000  
Asst. Attorney in Charge of Dockets, S. B. Shebley (Ga.)... 2,500

**DEPARTMENT OF AGRICULTURE.**

Secretary, James Wilson (Iowa)... 8,000  
Asst. Sec., Joseph H. Brigham (O.)... 4,500  
Chief Clerk, Andrew Geddes (Iowa)... 2,500  
Appointment Clerk, J. B. Bennett (Wis.)... 2,000

Private Secretary to Secretary of Agriculture, Jasper Wilson (Iowa)... \$2,250  
Chief of Weather Bureau, Willis L. Moore (Ill.)... 5,000  
Chief of Bureau of Animal Industry, D. E. Salmon (N. J.)... 4,000  
Statistician, John Hyde (Neb.)... 3,000  
Chemist, H. W. Wiley (Ind.)... 3,000  
Entomologist, L. O. Howard (N. Y.)... 2,500  
Botanist, F. V. Coville (N. Y.)... 2,500  
Chief of Biological Survey, C. Hart Merriam (N. Y.)... 2,500  
Chief of Bureau of Forestry, Gifford Pinchot (N. Y.)... 3,000  
Pomologist, G. B. Brackett (Iowa)... 2,500  
Agrostologist, F. Lamson Scribner (Tenn.)... 2,500  
Chief of Bureau of Soils, Milton Whitney (Mich.)... 3,000  
Plant Pathologist and Physiologist, A. F. Woods (Neb.)... 2,500  
Director Office of Experiment Stations, A. C. True (Conn.)... 3,000  
Chief Div. of Accounts and Disbursements, F. L. Evans (Pa.)... 2,500  
Editor, George Wm. Hill (Minn.)... 2,500  
Chief of the Bureau of Plant Industry (and in charge of Seed Distribution), B. F. Galloy (Mo.)... 3,000  
Director of the Office of Public Road Inquiry, Martin Dodge (O.)... 2,500  
Chief of Section of Foreign Markets, Frank H. Hitchcock (Mass.)... 2,500

**INDEPENDENT DEPARTMENTS.****Government Printing Office.**

Public Printer, F. W. Palmer (Ill.)... 4,500  
Chief Clerk, W. H. Collins (D. C.)... 3,500  
Foreman of Printing, H. T. Brian (Md.)... 2,500  
Foreman of Binding, P. J. Byrne (N. Y.)... 2,100

**United States Civil-Service Commission.**

Commissioners, John R. Procter (Ky.), William W. Foulke (Ind.), William A. Rodenberg (Ill.)... 3,500  
Chief Examiner, A. L. Severn... 3,000  
Secretary, John T. Doyle (N. Y.)... 2,000

**Department of Labor.**

Commissioner, Carroll D. Wright (Mass.)... 5,000  
Chief Clerk, G. W. W. Hanger (Miss.)... 2,500  
Disbursing Clerk, Charles E. Morse (Pa.)... 1,800

**Interstate-Commerce Commission.**

Chairman, Martin A. Knapp (N. Y.)... 7,500  
Judson C. Clements (Ga.)... 7,500  
James D. Yeomans (Iowa)... 7,500  
Chas. A. Prouty (Vt.)... 7,500  
Joseph W. Fifer (Ill.)... 7,500  
Secretary, Edward A. Moseley (Mass.)... 3,500

**DEATH OF LI HUNG CHANG.**

Li Hung Chang, the Chinese statesman, died at Peking on the morning of Thursday, Nov. 7, 1901. The severe labors attendant upon the settlement with the foreign powers of the complications caused by the Boxer uprising of 1900 proved too great a strain upon his strength and toward the close of October he became seriously ill. In spite of the admonitions of his physicians he continued working up to within a few days of his death.

Earl Li was born Feb. 16, 1822. From 1851 to 1864 he was engaged in putting down the great Taiping rebellion, and in 1867 was made viceroy of Hong-Kuang. The next year he was made grand chancellor, and then, in 1870, viceroy of Chihli. His opposi-

tion to the war with Japan led to his being stripped of all his honors in 1894, but a year later he was restored to imperial favor. In 1896 he visited Europe and the United States and in 1898 was decorated with the double dragon, a distinction seldom conferred upon Chinese subjects.

At the time of his demise Li Hung Chang bore these official titles: Earl of Su-i of the first rank, tutor of the heir-apparent, grand secretary of the Wen-hua throne hall, minister of commerce, superintendent of the northern trade and governor-general of Chihli.

Gen. Grant, who was an intimate friend of Li Hung Chang, ranked him with Gambetta, Beaconsfield and Bismarck.

Judicial.

SUPREME COURT OF THE UNITED STATES.

Chief Justice—MELVILLE & W. FULLER, Illinois, 1888.

Justices—John M. Harlan, Kentucky.....1877  
 Horace Gray.....Massachusetts.....1881  
 David J. Brewer.....Kansas.....1889  
 Henry B. Brown.....Michigan.....1890  
 Clerk—J. H. McKenney.  
 Salaries: Chief Justice, \$10,500;  
 Marshal—J. M. Wright, Kentucky.....\$3,500

George Shiras, Jr.....Pennsylvania.....1892  
 Edward D. White.....Louisiana.....1894  
 Rufus W. Peckham.....New York.....1895  
 Joseph McKenna.....California.....1898  
 D. C.....1880  
 Justices, \$10,000; Clerk, \$6,000.  
 Reporter—J. C. B. Davis, New York.....\$4,500

UNITED STATES CIRCUIT COURTS OF APPEALS.

FIRST CIRCUIT.—Judges—Mr. Justice Horace Gray; Circuit Judges, Le Baron B. Colt, W. L. Putnam; District Judges, Francis G. Lowell, Nathan Webb, Arthur L. Brown, Edgar Aldrich. Clerk—J. G. Steiison. Boston, Mass.

SECOND CIRCUIT.—Judges—Mr. Justice Rufus W. Peckham; Circuit Judges, William J. Wallace, E. H. Lacombe, Nathaniel Shipman; District Judges, Hoyt H. Wheeler, W. K. Townsend, A. C. Coxe, Edw. B. Thomas, George B. Adams. Clerk—Wm. Parkins. New York city.

THIRD CIRCUIT.—Judges—Mr. Justice George Shiras, Jr.; Circuit Judges, M. W. Acheson, G. M. Dallas, George Gray; District Judges, John B. McPherson, Robt. W. Archibald, Andrew Kirkpatrick, Joseph Buffington, Edward G. Bradford. Clerk—W. V. Williamson. Philadelphia.

FOURTH CIRCUIT.—Judges—Mr. Chief Justice Melville W. Fuller, Chief Justice United States; Circuit Judges, C. H. Simonton, Nathan Goff; District Judges, John J. Jackson, Benj. F. Keller, Thomas R. Purnell, James E. Boyd, W. H. Brawley, T. J. Morris, Edmund Waddill, Jr., John Paul. Clerk—H. T. Meloney. Richmond, Va.

FIFTH CIRCUIT.—Judges—Mr. Justice E. D. White; Circuit Judges, D. A. Pardee, A. P. McCormick, David D. Shelby; District Judges, W. T. Newman, Emory Speer, Charles Swayne, J. W. Locke, Thos. G. Jones, H. T. Toulmin, H. C. Niles, Charles Parlange. Aleck Boardman, Ed-

ward R. Meek, D. E. Bryant, T. S. Maxey. Clerk—James M. McKee. New Orleans, La.

SIXTH CIRCUIT.—Judges—Mr. Justice John M. Harlan; Circuit Judges, Henry F. Severens, H. H. Lurton, Francis J. Wing, Wm. R. Day; District Judges, Albert C. Thompson, A. J. Ricks, H. H. Swan, Geo. P. Wauty, Walter Evans, E. S. Hammond, C. D. Clark. Clerk—Frank O. Loreland. Cincinnati, O.

SEVENTH CIRCUIT.—Judges—Mr. Justice H. B. Brown; Circuit Judges, J. G. Jenkins, Peter S. Grosscup; District Judges, C. C. Kohlsaat, J. H. Baker, J. Otis Humphrey, W. H. Seaman, R. Bunn. Clerk—Edw. M. Holloway. Chicago, Ill.

EIGHTH CIRCUIT.—Judges—Mr. Justice D. J. Brewer; Circuit Judges, H. C. Caldwell, W. H. Sanborn, A. M. Thayer; District Judges, Wm. H. Munger, O. P. Shiras, Smlth McPherson, Wm. Lochren, J. F. Phillips, J. A. Williams, Moses Hallett, Wm. C. Hook, J. A. Riner, Elmer B. Adams, John H. Rogers, Chas. F. Amidon, John E. Carland, Jno. A. Marshall, Jos. A. Gill, Wm. H. H. Clayton, Hosea Townsend. Clerk—J. D. Jordan. St. Louis, Mo.

NINTH CIRCUIT.—Judges—Mr. Justice Joseph McKenna; Circuit Judges, E. M. Ross, William B. Gilbert, W. W. Morrow; District Judges, James H. Beatty, J. J. DeHayen, C. B. Bellingher, T. P. Hawley, G. Welborn, Hiram Knowles, C. H. Hanford, Melville C. Brown, Arthur H. Coyes, Jas. Wickersham, M. M. Estee, Wm. H. Holt. Clerk—F. D. Monckton. San Francisco.

CIRCUIT COURTS OF THE UNITED STATES.

(Salaries of Circuit Judges, \$6,000 each.)

FIRST JUDICIAL CIRCUIT.—Mr. Justice Gray, Boston, Mass. Districts of Maine, New Hampshire, Massachusetts, Rhode Island. Circuit Judges—Le Baron B. Colt, Bristol, R. I., July 5, 1884; W. L. Putnam, Portland, Me., March 17, 1892.

SECOND JUDICIAL CIRCUIT.—Mr. Justice Peckham, Districts of Vermont, Connecticut, New York. Circuit Judges—Wm. J. Wallace, Albany, N. Y., April 6, 1882; E. H. Lacombe, New York, May 26, 1887; Nathaniel Shipman, Hartford, Conn., March 17, 1892.

THIRD JUDICIAL CIRCUIT.—Mr. Justice Shiras, Pittsburg, Pa. Districts of New Jersey, Pennsylvania, Delaware. Circuit Judges—Marcus W. Acheson, Pittsburg, Pa., Feb. 3, 1891; George M. Dallas, Philadelphia, Pa., March 17, 1892; George Gray, Wilmington, Del., March 25, 1899.

FOURTH JUDICIAL CIRCUIT.—Mr. Chief Justice Fuller, Washington, D. C. Districts of Maryland, Virginia, West Virginia, North Carolina, South Carolina. Circuit Judges—C. H. Simonton, Charleston, S. C., Dec. 19, 1893; Nathan Goff, Clarksburg, W. Va., March 17, 1892.

FIFTH JUDICIAL CIRCUIT.—Mr. Justice White, Districts of Georgia, Florida, Alabama, Mississippi, Louisiana, Texas. Circuit

Judges—Don A. Pardee, New Orleans, La., May 13, 1881; A. P. McCormick, Dallas, Tex., March 17, 1892; D. D. Shelby, Huntsville, Ala., March 2, 1899.

SIXTH JUDICIAL CIRCUIT.—Mr. Justice Harlan, Districts of Ohio, Michigan, Kentucky, Tennessee. Circuit Judges—Henry F. Severens, Cincinnati, O., Feb. 20, 1900; H. H. Lurton, Nashville, Tenn., March 27, 1893; Wm. R. Day, Canton, O., Feb. 28, 1899.

SEVENTH JUDICIAL CIRCUIT.—Mr. Justice Brown, Chicago, Ill. Districts of Indiana, Illinois, Wisconsin. Circuit Judges—J. G. Jenkins, Milwaukee, Wis., March 25, 1893; Peter S. Grosscup, Chicago, Ill., Jan. 23, 1899.

EIGHTH JUDICIAL CIRCUIT.—Mr. Justice Brewer, Leavenworth, Kas. Districts of Minnesota, North Dakota, South Dakota, Wyoming, Iowa, Missouri, Kansas, Arkansas, Nebraska, Colorado, Utah. Circuit Judges—W. H. Sanborn, St. Paul, Minn., March 17, 1892; H. C. Caldwell, Little Rock, Ark., March 4, 1890; Amos M. Thayer, St. Louis, Mo., Aug. 9, 1894.

NINTH JUDICIAL CIRCUIT.—Mr. Justice McKenna, Districts of California, Montana, Washington, Idaho, Oregon, Nevada. Circuit Judges—E. M. Ross, Los Angeles, Cal., Feb. 22, 1895; W. B. Gilbert, Portland, Ore., March 18, 1892; Wm. W. Morrow, San Francisco, Cal., May 20, 1897.

UNITED STATES COURT OF CLAIMS.

(Salaries of Judges, \$4,500 each.)

Chief Justice—C. C. NOTT, New York, 1865.

Judges—Lawrence Weldon.....Illinois.....1883  
 John Davis.....Dis. Columbia 1885

S. J. Peelle.....Indiana.....1892  
 C. B. Howry.....Mississippi.....1897

Chief Clerk—Archibald Hopkins, Massachusetts, 1873, \$3,000.

## JUDGES OF THE UNITED STATES DISTRICT COURTS.

(With date of commission—salaries, \$5,000 each.)

|                                    |                      |                 |                |
|------------------------------------|----------------------|-----------------|----------------|
| ALABAMA—Northern and Middle Dist.  | Thomas Goode Jones   | Montgomery      | *Oct. 7, 1901  |
| Southern District                  | H. T. Boulmich       | Mobile          | Jan. 13, 1887  |
| ALASKA—First District              | Melville C. Brown    | Juneau          | June 6, 1900   |
| Second District                    | Arthur H. Noyes      | St. Michael     | June 6, 1900   |
| Third District                     | Jas. Wickersham      | Eagle City      | June 6, 1900   |
| ARKANSAS—Eastern District          | Jacob Trieber        | Little Rock     | July 26, 1900  |
| Western District                   | John H. Rogers       | Fort Smith      | Nov. 27, 1896  |
| ARIZONA                            | Webster Street       | Phoenix         | Mar. 21, 1898  |
| CALIFORNIA—Northern District       | John J. De Haven     | San Francisco   | June 8, 1897   |
| Southern District                  | Olin Wellborn        | Los Angeles     | Mar. 1, 1895   |
| COLORADO                           | Moses Hallett        | Denver          | Jan. 12, 1877  |
| CONNECTICUT                        | W. K. Townsend       | New Haven       | Mar. 23, 1892  |
| DELAWARE                           | Edward G. Bradford   | Wilmington      | May 11, 1897   |
| DISTRICT OF COLUMBIA               | E. F. Bingham        | Washington      | April 22, 1887 |
| FLORIDA—Northern District          | Charles Swayne       | Pensacola       | May 17, 1889   |
| Southern District                  | James W. Locke       | Jacksonville    | Feb. 1, 1872   |
| GEORGIA—Northern District          | Wm. T. Newnan        | Atlanta         | Aug. 13, 1886  |
| Southern District                  | Emory Speer          | Macon           | Feb. 13, 1885  |
| HAWAII                             | M. M. Estee          | Honolulu        | June 5, 1900   |
| IDAHO                              | James H. Beatty      | Boise           | Mar. 7, 1891   |
| ILLINOIS—Northern District         | C. C. Kohlsaat       | Chicago         | Feb. 23, 1899  |
| Southern District                  | J. Otis Humphrey     | Springfield     | *Mar. 8, 1901  |
| INDIANA                            | John H. Baker        | Indianapolis    | Mar. 29, 1892  |
| INDIAN TERRITORY—Northern Dist.    | Jos. A. Gill         | Vinita          | Dec. 18, 1899  |
| Middle District                    | Wm. H. H. Clayton    | South McAlester | May 18, 1897   |
| Southern District                  | Hosea Townsend       | Ardmore         | Jan. 10, 1898  |
| Additional Judge                   | Charles W. Raymond   | Vinita          | *July 1, 1901  |
| IOWA—Northern District             | Oliver P. Shiras     | Dubuque         | Aug. 4, 1882   |
| Southern District                  | Smith McPherson      | Red Oak         | May 7, 1900    |
| KANSAS                             | Wm. C. Hook          | Leavenworth     | Mar. 1, 1889   |
| KENTUCKY—Eastern District          | A. M. J. Cochran     | Maysville       | *July 1, 1901  |
| Western District                   | Walter Evans         | Louisville      | Mar. 5, 1889   |
| LOUISIANA—Eastern District         | C. Parlange          | New Orleans     | Jan. 15, 1894  |
| Western District                   | Aleck Boardman       | Shreveport      | May 18, 1881   |
| MAINE                              | Nathan Webb          | Portland        | Jan. 24, 1882  |
| MARYLAND                           | Thomas J. Morris     | Baltimore       | July 1, 1879   |
| MASSACHUSETTS                      | Francis C. Lowell    | Boston          | Jan. 10, 1898  |
| MICHIGAN—Eastern District          | Henry H. Swan        | Detroit         | Jan. 19, 1891  |
| Western District                   | Geo. P. Wanty        | Grand Rapids    | Mar. 16, 1900  |
| MINNESOTA                          | William Lochren      | Minneapolis     | May 18, 1896   |
| MISSISSIPPI—Two Districts          | Henry C. Niles       | Kosciusko       | Aug. 11, 1891  |
| MISSOURI—Eastern District          | E. B. Adams          | St. Louis       | May 17, 1895   |
| Western District                   | John F. Phillips     | Kansas City     | June 25, 1888  |
| MONTANA                            | Hiram Knowles        | Helena          | Feb. 21, 1890  |
| NEBRASKA                           | Wm. H. Munger        | Omaha           | Feb. 18, 1897  |
| NEVADA                             | Thomas P. Hawley     | Carson City     | Sept. 9, 1890  |
| NEW HAMPSHIRE                      | Edgar Aldrich        | Littleton       | Feb. 20, 1891  |
| NEW JERSEY                         | Andrew Kirkpatrick   | Newark          | Nov. 20, 1896  |
| NEW MEXICO                         | Wm. J. Mills         | Las Vegas       | Jan. 31, 1898  |
| NEW YORK—Northern District         | Alfred C. Coxé       | Utica           | May 4, 1882    |
| Southern District                  | George B. Adams      | New York city   | *Aug. 30, 1901 |
| Eastern District                   | Edw. B. Thomas       | Brooklyn        | Feb. 15, 1898  |
| Western District                   | John R. Hazel        | Buffalo         | June 5, 1900   |
| NORTH CAROLINA—Eastern District    | Thomas R. Purnell    | Raleigh         | May 5, 1897    |
| Western Dist. rict.                | Jas. E. Boyd         | Greensboro      | July 11, 1900  |
| NORTH DAKOTA                       | Charles F. Amidon    | Fargo           | Aug. 31, 1896  |
| OHIO—Northern District             | Francis J. Wing      | Cleveland       | *June 23, 1901 |
| Southern District                  | Albert C. Thompson   | Cincinnati      | Sept. 23, 1898 |
| OKLAHOMA                           | John H. Burford      | Guthrie         | Feb. 16, 1898  |
| OREGON                             | Charles B. Bellinger | Portland        | April 15, 1898 |
| PENNSYLVANIA—Eastern District      | John B. McPherson    | Philadelphia    | Mar. 2, 1899   |
| Middle District                    | Robt. W. Archbald    | Scranton        | *Mar. 29, 1901 |
| Western District                   | Joseph Buffington    | Pittsburg       | Feb. 23, 1892  |
| PORTO RICO                         | Wm. H. Holt          | San Juan        | June 5, 1900   |
| RHODE ISLAND                       | Arthur L. Brown      | Providence      | Oct. 15, 1896  |
| SOUTH CAROLINA                     | W. H. Brawley        | Charleston      | Jan. 18, 1894  |
| SOUTH DAKOTA                       | John E. Carland      | Siox Falls      | Aug. 31, 1896  |
| TENNESSEE—Eastern and Middle Dist. | Charles D. Clark     | Chattanooga     | Jan. 21, 1895  |
| Western District                   | Eli S. Hammond       | Memphis         | June 17, 1878  |
| TEXAS—Eastern District             | David E. Bryant      | Sherman         | May 27, 1890   |
| Western District                   | Thomas S. Maxey      | Austin          | June 25, 1888  |
| Northern District                  | Edw. R. Meek         | Fort Worth      | July 13, 1898  |
| UTAH                               | John A. Marshall     | Salt Lake City  | Feb. 4, 1896   |
| VERMONT                            | Hoyt H. Wheeler      | Battleboro      | Mar. 16, 1877  |
| VIRGINIA—Eastern District          | Edmund Waddill, Jr.  | Richmond        | Mar. 22, 1898  |
| Western District                   | John Paul            | Harrisonburg    | Mar. 3, 1883   |
| WASHINGTON                         | C. H. Hanford        | Seattle         | Feb. 25, 1890  |
| WEST VIRGINIA—Northern District    | John J. Jackson      | Parkersburg     | Aug. 3, 1861   |
| Southern District                  | Benj. F. Kellar      | Bramwell        | *July 1, 1901  |
| WISCONSIN—Eastern District         | W. H. Seaman         | Sheboygan       | April 3, 1893  |
| Western District                   | Romanzo Bunn         | Madison         | Oct. 30, 1877  |
| WYOMING                            | John A. Riner        | Cheyenne        | Sept. 22, 1890 |

\*Recess appointment.

UNITED STATES DISTRICT ATTORNEYS.

|   |                            |                  |
|---|----------------------------|------------------|
| ALABAMA—Northern District.....          | William Vaughan.....       | Birmingham.      |
| Middle District.....                    | Warren S. Reese, Jr.....   | Montgomery.      |
| Southern District.....                  | Morris D. Wickersham.....  | Mobile.          |
| ALASKA—First District.....              | Robert A. Friedrich.....   | Juneau.          |
| Second District.....                    | Joseph K. Woods.....       | St. Michael.     |
| Third District.....                     | Nathan V. Harlan.....      | Eagle City.      |
| ARIZONA.....                            | Robert E. Morrison.....    | Prescott.        |
| ARKANSAS—Eastern District.....          | William G. Whipple.....    | Little Rock.     |
| Western District.....                   | James K. Barnes.....       | Fort Smith.      |
| CALIFORNIA—Northern District.....       | Marshall B. Woodworth..... | San Francisco.   |
| Southern District.....                  | L. H. Valentine.....       | Los Angeles.     |
| COLORADO.....                           | Earl M. Cranston.....      | Denver.          |
| CONNECTICUT.....                        | Francis H. Parker.....     | Hartford.        |
| DELAWARE.....                           | Wm. Michael Byrne.....     | Wilmington.      |
| DISTRICT OF COLUMBIA.....               | Ashley M. Gould.....       | Washington.      |
| FLORIDA—Northern District.....          | John Eagan.....            | Pensacola.       |
| Southern District.....                  | Joseph N. Stripling.....   | Jacksonville.    |
| GEORGIA—Northern District.....          | Edgar A. Angier.....       | Atlanta.         |
| Southern District.....                  | Marion Erwin.....          | Macon.           |
| HAWAII.....                             | John C. Baird.....         | Honolulu.        |
| IDAHO.....                              | Robert V. Cozier.....      | Moscow.          |
| ILLINOIS—Northern District.....         | Solomon H. Bethea.....     | Chicago.         |
| Southern District.....                  | Thomas Worthington.....    | Springfield.     |
| INDIANA.....                            | Joseph B. Keating.....     | Indianapolis.    |
| INDIAN TERRITORY—Northern District..... | Pliny L. Soper.....        | Vinita.          |
| Central District.....                   | John H. Wilkins.....       | South McAlester. |
| Southern District.....                  | William B. Johnson.....    | Ardmore.         |
| IOWA—Northern District.....             | Horace G. McMillan.....    | Cedar Rapids.    |
| Southern District.....                  | Lewis Miles.....           | Corydon.         |
| KANSAS.....                             | John S. Dean.....          | Topeka.          |
| KENTUCKY—Western District.....          | Reuben D. Hill.....        | Louisville.      |
| Eastern District.....                   | James H. Tinsley.....      |                  |
| LOUISIANA—Eastern District.....         | William W. Howe.....       | New Orleans.     |
| Western District.....                   | Milton C. Elstner.....     | Shreveport.      |
| MAINE.....                              | Isaac W. Dyer.....         | Portland.        |
| MARYLAND.....                           | John C. Rose.....          | Baltimore.       |
| MASSACHUSETTS.....                      | Henry P. Moulton.....      | Boston.          |
| MICHIGAN—Eastern District.....          | William D. Gordon.....     | Detroit.         |
| Western District.....                   | George G. Covell.....      | Grand Rapids.    |
| MINNESOTA.....                          | Milton D. Purdy.....       | St. Paul.        |
| MISSISSIPPI—Northern District.....      | Mack A. Montgomery.....    | Oxford.          |
| Southern District.....                  | Albert M. Lea.....         | Vicksburg.       |
| MISSOURI—Eastern District.....          | Edward A. Rozzer.....      | St. Louis.       |
| Western District.....                   | William Warner.....        | Kansas City.     |
| MONTANA.....                            | William B. Rodgers.....    | Helena.          |
| NEBRASKA.....                           | Williamson S. Summers..... | Omaha.           |
| NEVADA.....                             | Sardis Summerfield.....    | Carson City.     |
| NEW HAMPSHIRE.....                      | Charles J. Hamblett.....   | Concord.         |
| NEW JERSEY.....                         | David O. Watkins.....      | Woodbury.        |
| NEW MEXICO.....                         | William B. Childers.....   | Albuquerque.     |
| NEW YORK—Northern District.....         | George B. Curtis.....      | Binghamton.      |
| Southern District.....                  | Henry L. Burnett.....      | New York city.   |
| Eastern District.....                   | George H. Pettit.....      | Brooklyn.        |
| Western District.....                   | Charles H. Brown.....      | Buffalo.         |
| NORTH CAROLINA—Eastern District.....    | Claude M. Bernard.....     | Raleigh.         |
| Western District.....                   | Alfred E. Holton.....      | Winston.         |
| NORTH DAKOTA.....                       | Patrick H. Rourke.....     | Fargo.           |
| OHIO—Northern District.....             | John J. Sullivan.....      | Cleveland.       |
| Southern District.....                  | William E. Bundy.....      | Cincinnati.      |
| OKLAHOMA.....                           | George Speed.....          | Guthrie.         |
| OREGON.....                             | John H. Hall.....          | Portland.        |
| PENNSYLVANIA—Eastern District.....      | Joseph B. Holland.....     | Philadelphia.    |
| Middle District.....                    | S. J. McCarrell.....       | Harrisburg.      |
| Western District.....                   | Daniel B. Helner.....      | Pittsburg.       |
| PORTO RICO.....                         | N. B. K. Pettingill.....   | San Juan.        |
| RHODE ISLAND.....                       | Charles A. Wilson.....     | Providence.      |
| SOUTH CAROLINA.....                     | John G. Capers.....        | Charleston.      |
| SOUTH DAKOTA.....                       | James D. Elliott.....      | Sioux Falls.     |
| TENNESSEE—Eastern District.....         | William D. Wright.....     | Knoxville.       |
| Middle District.....                    | Abram M. Tillman.....      | Nashville.       |
| Western District.....                   | George Randolph.....       | Memphis.         |
| TEXAS—Eastern District.....             | Marcus C. McLemore.....    | Galveston.       |
| Northern District.....                  | William H. Atwell.....     | Dallas.          |
| Western District.....                   | Henry Terrell.....         | San Antonio.     |
| UTAH.....                               | Charles O. Whittemore..... | Salt Lake City.  |
| VERMONT.....                            | James L. Martin.....       | Brattleboro.     |
| VIRGINIA—Eastern District.....          | Edgar Allan.....           | Norfolk.         |
| Western District.....                   | Thomas M. Aderson.....     | Abingdon.        |
| WASHINGTON.....                         | W. R. Gay.....             | Seattle.         |
| WEST VIRGINIA—Northern District.....    | Reese Blizzard.....        | Parkersburg.     |
| Southern District.....                  | George M. Atkinson.....    | Charleston.      |
| WISCONSIN—Eastern District.....         | William G. Wheeler.....    | Oshkosh.         |
| Western District.....                   | H. K. Butterfield.....     | Crosses.         |
| WYOMING.....                            | Timothy F. Burke.....      | Cheyenne.        |

## UNITED STATES MARSHALS.

|   |                            |                  |
|---|----------------------------|------------------|
| ALABAMA—Northern District.....          | D. N. Cooper.....          | Birmingham.      |
| Middle District.....                    | Leander J. Bryan.....      | Montgomery.      |
| Southern District.....                  | Frank Simmons.....         | Mobile.          |
| ALASKA—First District.....              | James M. Shoup.....        | Juneau.          |
| Second District.....                    | Frank H. Richards.....     | St. Michael.     |
| Third District.....                     | G. G. Perry.....           | Eagle City.      |
| ARIZONA.....                            | Myron H. McCord.....       | Tucson.          |
| ARKANSAS—Eastern District.....          | Henry M. Cooper.....       | Little Rock.     |
| Western District.....                   | Solomon F. Stahl.....      | Fort Smith.      |
| CALIFORNIA—Northern District.....       | John H. Shine.....         | San Francisco.   |
| Southern District.....                  | Henry Z. Osborne.....      | Los Angeles.     |
| COLORADO.....                           | Dewey C. Bailey.....       | Denver.          |
| CONNECTICUT.....                        | Edson S. Bishop.....       | New Haven.       |
| DELAWARE.....                           | John C. Short.....         | Wilmington.      |
| DISTRICT OF COLUMBIA.....               | Aulick Palmer.....         | Washington.      |
| FLORIDA—Northern District.....          | Thomas F. McGourin.....    | Pensacola.       |
| Southern District.....                  | John F. Horr.....          | Tampa.           |
| GEORGIA—Northern District.....          | Walter H. Johnson.....     | Atlanta.         |
| Southern District.....                  | John M. Barnes.....        | Macon.           |
| HAWAII.....                             | E. R. Hendry.....          | Honolulu.        |
| IDAHO.....                              | Frank C. Ramsey.....       | Boise City.      |
| ILLINOIS—Northern District.....         | John C. Ames.....          | Chicago.         |
| Southern District.....                  | Charles P. Hitch.....      | Springfield.     |
| INDIANA.....                            | H. C. Pettet.....          | Indianapolis.    |
| INDIAN TERRITORY—Northern District..... | Leo E. Bennett.....        | Muscooge.        |
| Central District.....                   | Benjamin F. Hackett.....   | South McAlester. |
| Southern District.....                  | John S. Hammer.....        | Ardmore.         |
| IOWA—Northern District.....             | Edward Knott.....          | Dubuque.         |
| Southern District.....                  | George M. Christian.....   | Des Moines.      |
| KANSAS.....                             | William Edgar Sterne.....  | Topeka.          |
| KENTUCKY—Western District.....          | A. D. James.....           | Louisville.      |
| Eastern District.....                   | S. G. Sharpe.....          | Covington.       |
| LOUISIANA—Eastern District.....         | Charles Fontelleu.....     | New Orleans.     |
| Western District.....                   | Lemuel Gustine.....        | Shreveport.      |
| MAINE.....                              | Hutson B. Saunders.....    | Portland.        |
| MARYLAND.....                           | William F. Airey.....      | Baltimore.       |
| MASSACHUSETTS.....                      | Charles K. Darling.....    | Boston.          |
| MICHIGAN—Eastern District.....          | William R. Bates.....      | Detroit.         |
| Western District.....                   | A. Oren Wheeler.....       | Grand Rapids.    |
| MINNESOTA.....                          | William H. Grimshaw.....   | St. Paul.        |
| MISSISSIPPI—Northern District.....      | Geo. M. Buchanan.....      | Oxford.          |
| Southern District.....                  | Frederick W. Collins.....  | Jackson.         |
| MISSOURI—Eastern District.....          | Louis C. Bohle.....        | St. Louis.       |
| Western District.....                   | Edwin R. Durham.....       | Kansas City.     |
| MONTANA.....                            | Joseph P. Woolman.....     | Helena.          |
| NEBRASKA.....                           | T. L. Mathews.....         | Omaha.           |
| NEVADA.....                             | J. F. Emmitt.....          | Carson City.     |
| NEW HAMPSHIRE.....                      | Eugene F. Nute.....        | Concord.         |
| NEW JERSEY.....                         | Thomas J. Alcott.....      | Trenton.         |
| NEW MEXICO.....                         | Crelighton M. Foraker..... | Albuquerque.     |
| NEW YORK—Northern District.....         | Clinton D. MacDougall..... | Auburn.          |
| Southern District.....                  | William Henkel.....        | New York city.   |
| Eastern District.....                   | Charles J. Haubert.....    | Brooklyn.        |
| Western District.....                   | William R. Compton.....    | Elmira.          |
| NORTH CAROLINA—Eastern District.....    | Henry C. Dockery.....      | Raleigh.         |
| Western District.....                   | James M. Millikan.....     | Greensboro.      |
| NORTH DAKOTA.....                       | John E. Haggart.....       | Fargo.           |
| OHIO—Northern District.....             | Frank M. Chandler.....     | Cleveland.       |
| Southern District.....                  | Vivlan J. Fagin.....       | Cincinnati.      |
| OKLAHOMA.....                           | C. H. Thompson.....        | Guthrie.         |
| OREGON.....                             | Zoeth Houser.....          | Portland.        |
| PENNSYLVANIA—Eastern District.....      | John B. Robinson.....      | Philadelphia.    |
| Middle District.....                    | Frederick C. Leonard.....  | Harrisburg.      |
| Western District.....                   | Stephen P. Stone.....      | Pittsburg.       |
| PORRICO RICO.....                       | Edward S. Wilson.....      | San Juan.        |
| RHODE ISLAND.....                       | John E. Kendrick.....      | Providence.      |
| SOUTH CAROLINA.....                     | Lawson D. Melton.....      | Charleston.      |
| SOUTH DAKOTA.....                       | Edward G. Kennedy.....     | Sioux Falls.     |
| TENNESSEE—Eastern District.....         | Richard W. Austin.....     | Knoxville.       |
| Middle District.....                    | John W. Overall.....       | Nashville.       |
| Western District.....                   | Thomas H. Baker.....       | Memphis.         |
| TEXAS—Eastern District.....             | John Grant.....            | Paris.           |
| Northern District.....                  | George H. Green.....       | Dallas.          |
| Western District.....                   | George L. Siebrecht.....   | San Antonio.     |
| UTAH.....                               | Glen Miller.....           | Salt Lake City.  |
| VERMONT.....                            | Fred A. Field.....         | Rutland.         |
| VIRGINIA—Eastern District.....          | Morgan Treat.....          | Richmond.        |
| Western District.....                   | S. Brown Allen.....        | Harrisonburg.    |
| WASHINGTON.....                         | Clarence W. Ide.....       | Tacoma.          |
| WEST VIRGINIA—Northern District.....    | Charles D. Elliott.....    | Farkersburg.     |
| Southern District.....                  | John K. Thompson.....      | Charleston.      |
| WISCONSIN—Eastern District.....         | Thomas B. Reid.....        | Milwaukee.       |
| Western District.....                   | Charles Lewiston.....      | Madison.         |
| WYOMING.....                            | Frank A. Hadsell.....      | Cheyenne.        |

*Fifty-Seventh Congress.*

From March 4, 1901, to March 3, 1903.

**SENATE.**

Republicans, 53; democrats, 28; all others, 7; vacancies, 2.

**ALABAMA.**  
John T. Morgan, Dem.....Selma..1907  
Edmund W. Pettus, Dem.....Selma..1903

**ARKANSAS.**  
James H. Berry, Dem.....Bentonville..1907  
James K. Jones, Dem.....Washington..1903

**CALIFORNIA.**  
Thomas R. Bard, Rep.....Ventura..1905  
George C. Perkins, Rep.San Francisco..1903

**COLORADO.**  
Thomas M. Patterson, Dem.....Denver..1907  
Henry M. Teller, Sil. R....Central City..1903

**CONNECTICUT.**  
Joseph R. Hawley, Rep.....Hartford..1905  
Orville H. Platt, Rep.....Meriden..1903

**DELAWARE.**  
Vacant\* .....1907  
Vacant\* .....1905

**FLORIDA.**  
James P. Tallafiero, Dem.Jacksonville..1905  
Stephen R. Mallory, Dem....Pensacola..1903

**GEORGIA.**  
Augustus O. Bacon, Dem.....Macon..1907  
Alexander S. Clay, Dem.....Marietta..1903

**IDAHO.**  
Frederick T. Dubois, Fns....Blackfoot..1907  
Henry Helffeld, Pop.....Lewiston..1903

**ILLINOIS.**  
Shelby M. Cullom, Rep.....Springfield..1907  
William E. Mason, Rep.....Chicago..1903

**INDIANA.**  
Albert J. Beveridge, Rep..Indianapolis..1905  
Charles W. Fairbanks, R..Indianapolis..1903

**IOWA.**  
Jonathan P. Dolliver, Rep.Fort Dodge..1907  
William B. Allison, Rep.....Dubuque..1903

**KANSAS.**  
Joseph R. Burton, Rep.....Ablene..1907  
William A. Harris, Pop.....Linwood..1903

**KENTUCKY.**  
Joseph C. S. Blackburn, D..Versailles..1907  
William J. Deboe, Rep.....Marion..1903

**LOUISIANA.**  
Murphy J. Foster, Dem.....Franklin..1907  
Samuel D. McEnery, Dem.New Orleans..1903

**MAINE.**  
William P. Frye, Rep.....Lewiston..1907  
Eugene Hale, Rep.....Ellsworth..1905

**MARYLAND.**  
Louis E. McComas, Rep.....Hagerstown..1905  
George L. Wellington, Rep.Cumberland..1903

**MASSACHUSETTS.**  
George F. Hoar, Rep.....Worcester..1907  
Henry Cabot Lodge, Rep.....Nahant..1905

**MICHIGAN.**  
James McMillan, Rep.....Detroit..1907  
Julius C. Burrows, Rep.....Kalamazoo..1905

**MINNESOTA.**  
Knut Nelson, Rep.....Alexandria..1907  
Moses E. Clapp, Rep.....St. Paul..1905

**MISSISSIPPI.**  
Anselm J. McLaurin, Dem.....Brandon..1907  
Hernando De Soto Money, D.Carrollton..1905

**MISSOURI.**  
Francis M. Cockrell, Dem.Warrensburg..1905  
George G. Vest, Dem.....Kansas City..1903

**MONTANA.**  
William A. Clark, Dem.....Butte..1907  
Paris Gibson, Dem.....Great Falls..1905

**NEBRASKA.**  
Joseph H. Millard, Rep.....Omaha..1907  
Charles H. Dietrich, Rep.....Hastings..1905

**NEVADA.**  
William M. Stewart, Sil..Carson City..1905  
John P. Jones, Sil.....Gold Hill..1903

**NEW HAMPSHIRE.**  
Henry E. Burnham, Rep.....Manchester..1907  
Jacob H. Gallinger, Rep.....Concord..1903

**NEW JERSEY.**  
William J. Sewell, Rep.....Camden..1907  
John Kean, Rep.....Elizabeth..1905

**NEW YORK.**  
Chauncey M. Depew, Rep.....New York..1905  
Thomas C. Platt, Rep.....Owego..1903

**NORTH CAROLINA.**  
Furnifold M. Simmons, Dem.....1907  
Jeter C. Pritchard, Rep.....Marshall..1903

**NORTH DAKOTA.**  
Porter J. McCumber, Rep.....Wahpeton..1905  
Henry C. Hansbrough, R..Devil's Lake..1903

**OHIO.**  
Marcus A. Hanna, Rep.....Cleveland..1905  
Joseph B. Foraker, Rep.....Cincinnati..1903

**OREGON.**  
John H. Mitchell, Rep.....Portland..1907  
Joseph Simon, Rep.....Portland..1903

**PENNSYLVANIA.**  
Matthew S. Quay, Rep.....Beaver..1905  
Boies Penrose, Rep.....Philadelphia..1903

**RHODE ISLAND.**  
George W. Wetmore, Rep.....Newport..1907  
Nelson W. Aldrich, Rep.....Providence..1905

**SOUTH CAROLINA.**  
Benjamin R. Tillman, Dem.....Trenton..1907  
John L. McLaurin, Dem..Bennettsville..1903

**SOUTH DAKOTA.**  
Robert S. Gamble, Rep.....Yankton..1907  
Alfred B. Kittredge, Rep.Sioux Falls..1903

**TENNESSEE.**  
Edward W. Carmack, Dem..Memphis..1907  
William B. Bate, Dem.....Nashville..1905

**TEXAS.**  
Joseph W. Bailey, Dem.....Gainesville..1907  
Charles A. Culberson, Dem.....Dallas..1905

**UTAH.**  
Thomas Kearns, Rep.....Salt Lake City..1907  
Joseph L. Rawlins, Dem.Salt Lake City..1903

**VERMONT.**  
Redfield Proctor, Rep.....Proctor..1905  
William P. Dillingham, Rep.Montpelier..1903

**VIRGINIA.**  
Thomas S. Martin, Dem.....Scottsville..1907  
John W. Daniel, Dem.....Lynchburg..1905

**WASHINGTON.**  
Addison G. Foster, Rep.....Tacoma..1905  
George F. Turner, Sil.....Spokane..1903

**WEST VIRGINIA.**  
Stephen B. Elkins, Rep.....Elkins..1907  
Nathan B. Scott, Rep.....Wheeling..1905

**WISCONSIN.**  
Joseph V. Quarles, Rep.....Milwaukee..1905  
John C. Spooner, Rep.....Hudson..1903

**WYOMING.**  
Francis B. Warren, Rep.....Cheyenne..1907  
Clarence D. Clark, Rep.....Evanston..1905  
\*No election owing to deadlock attributed to J. Edward Addicks, republican candidate for United States senator.

## HOUSE OF REPRESENTATIVES.

Republicans, 197; democrats, 152; populists, etc., 8; whole number, 357. Those marked \* served in 56th congress.

## ALABAMA.

- George W. Taylor,\* Dem.....Demopolis
- A. A. Wiley, Dem.....Montgomery
- Henry D. Clayton,\* Dem.....Eufaula
- Sidney J. Bowie, Dem.....Talladega
- Charles W. Thompson, Dem.....Tuskegee
- John H. Bankhead,\* Dem.....Fayette
- John L. Burnett,\* Dem.....Gadsden
- William Richardson, Dem.....Huntsville
- Oscar W. Underwood,\* Dem.....Birmingham

## ARKANSAS.

- Philip D. McCulloch, Jr.,\* Dem.....Marianna
- John S. Little,\* Dem.....Greenwood
- Thomas C. McKee,\* Dem.....Prescott
- Charles C. Reid, Dem.....Morrilton
- Hugh A. Dinsmore,\* Dem.....Fayetteville
- Stephen Brundidge, Jr.,\* Dem.....Scarcy

## CALIFORNIA.

- F. L. Coombs, Rep.....Napa
- Samuel D. Woods,\* Rep.....Stockton
- Victor Metcalf,\* Rep.....Oakland
- Julius Kahn,\* Rep.....San Francisco
- Eugene F. Loud,\* Rep.....San Francisco
- James McLachlan, Rep.....Los Angeles
- James C. Needham,\* Rep.....Modesto

## COLORADO.

- John F. Shafroth,\* Sil.....Denver
- John C. Bell,\* Sil.....Montrose

## CONNECTICUT.

- E. Stevens Henry,\* Rep.....Rockville
- Nehemiah D. Sperry,\* Rep.....New Haven
- Charles A. Russell,\* Rep.....Killingly
- Ebenezer J. Hill,\* Rep.....Norwalk

## DELAWARE.

- L. H. Ball, Rep.....Faulkland

## FLORIDA.

- Stephen M. Sparkman,\* Dem.....Tampa
- Robert W. Davis,\* Dem.....Palatka

## GEORGIA.

- Rufus E. Lester,\* Dem.....Savannah
- James M. Griggs,\* Dem.....Dawson
- Elijah B. Lewis,\* Dem.....Montezuma
- William C. Adamson,\* Dem.....Carrollton
- Leonidas F. Livingston,\* Dem.....Kings
- Charles L. Bartlett,\* Dem.....Macon
- John W. Maddox,\* Dem.....Rome
- William M. Howard,\* Dem.....Lexington
- Farish Carter Tate,\* Dem.....Jasper
- William H. Fleming,\* Dem.....Augusta
- William G. Brantley,\* Dem.....Brunswick

- Thomas L. Glenn, Sil.....Paris

## ILLINOIS.

- James B. Mann,\* Rep.....Chicago
- John J. Peely, Dem.....Chicago
- George P. Foster,\* Dem.....Chicago
- James McAndrews, Dem.....Chicago
- William F. Mahony, Dem.....Chicago
- Henry S. Boutell,\* Rep.....Chicago
- George E. Foss,\* Rep.....Chicago
- Albert J. Hopkins,\* Rep.....Aurora
- Robert R. Hitt,\* Rep.....Mount Morris
- George W. Prince,\* Rep.....Galesburg
- Walter Reeves,\* Rep.....Streator
- Joseph G. Cannon,\* Rep.....Danville
- Vespaian Warner,\* Rep.....Clinton
- Joseph V. Graff,\* Rep.....Pekin
- J. Ross Mickey, Dem.....Macomb
- T. J. Selby, Dem.....Hardin
- Ben F. Caldwell,\* Dem.....Chatham
- Thomas M. Jett,\* Dem.....Hillsboro
- Joseph B. Crowley,\* Dem.....Robinson
- James R. Williams,\* Dem.....Carmi

- Fred J. Kern, Dem.....Belleville
- George W. Smith,\* Rep.....Murphysboro

## INDIANA.

- James A. Hemenway,\* Rep.....Boonville
- Robert W. Miers,\* Dem.....Bloomington
- William T. Zenor,\* Dem.....Corydon
- Francis M. Griffith,\* Dem.....Vevay
- E. S. Holliday, Rep.....Brazil
- James E. Watson,\* Rep.....Kushville
- Jesse Overstreet,\* Rep.....Franklin
- George W. Cromer,\* Rep.....Muncie
- Charles B. Landis,\* Rep.....Delphi
- Edgar D. Crumppacker,\* Rep.....Valparaiso
- George W. Steele,\* Rep.....Marion
- James M. Robinson,\* Dem.....Fort Wayne
- Abraham L. Brick,\* Rep.....South Bend

## IOWA.

- Thomas Hedge,\* Rep.....Burlington
- J. N. W. Kuple, Rep.....Marengo
- David B. Henderson,\* Rep.....Dubuque
- Gilbert M. Haugen,\* Rep.....Northwood
- Robert G. Cousins,\* Rep.....Tipton
- John E. Lacey,\* Rep.....Oskaloosa
- John A. T. Hull,\* Rep.....Des Moines
- William P. Hepburn,\* Rep.....Clarinda
- Walter I. Smith,\* Rep.....Council Bluffs
- James P. Connor, Rep.....Denison
- Lot Thomas,\* Rep.....Storm Lake

## KANSAS.

- At Large—Charles F. Scott, Rep.....Jola
- Charles Curtis,\* Rep.....Topeka
  - J. D. Bowersock,\* Rep.....Lawrence
  - A. M. Jackson, Dem.....Winfield
  - James M. Miller,\* Rep.....Council Grove
  - W. A. Calderhead,\* Rep.....Marysville
  - W. A. Reeder,\* Rep.....Logan
  - Chester I. Long,\* Rep.....Hutchinson

## KENTUCKY.

- Charles K. Wheeler,\* Dem.....Paducah
- Henry D. Allen,\* Dem.....Morganfield
- John S. Rhea,\* Dem.....Russellville
- David H. Smith,\* Dem.....Hodgensville
- H. S. Irwin, Rep.....Louisville
- D. L. Gooch, Dem.....Covington
- South Trimble, Dem.....Frankfort
- G. G. Gilbert,\* Dem.....Shelbyville
- James N. Kehoe, Dem.....Maysville
- John B. White, Dem.....Irvine
- Vincent Boreing,\* Rep.....London

## LOUISIANA.

- Adolph Meyer,\* Dem.....New Orleans
- Robert C. Davey,\* Dem.....New Orleans
- Robert F. Broussard,\* Dem.....New Iberia
- Phanor Breazeale,\* Dem.....Natchitoches
- Joseph E. Ransdell, Dem.....L. Providence
- Samuel M. Robertson,\* Dem.....Baton Rouge

## MAINE.

- Amos L. Allen,\* Rep.....Alfred
- Charles E. Littlefield,\* Rep.....Rockland
- Edwin C. Burleigh,\* Rep.....Augusta
- Charles A. Boutelle,\* Rep.....Bangor

## MARYLAND.

- W. H. Jackson, Rep.....Salisbury
- Albert A. Blankeney, Rep.....Franklinville
- Frank C. Wacker,\* Rep.....Baltimore
- C. R. Schirm, Rep.....Baltimore
- Sidney E. Mudd,\* Rep.....La Plata
- George A. Pearce,\* Rep.....Cumberland

## MASSACHUSETTS.

- George P. Lawrence, Rep.....North Adams
- Frederick H. Gillett,\* Rep.....Springfield
- John R. Thayer, Dem.....Worcester
- C. Q. Terrell, Rep.....Natick
- William S. Knox,\* Rep.....Lawrence



HOUSE OF REPRESENTATIVES.—CONTINUED.

6. William H. Moody,\* Rep.....Haverhill
7. Ernest W. Roberts,\* Rep.....Chelsea
8. Samuel W. McCall,\* Rep.....Winchester
9. J. A. Conry, Dem.....Boston
10. Henry F. Naphen,\* Dem.....Boston
11. S. L. Powers, Rep.....Newton
12. William C. Lovering,\* Rep.....Taunton
13. William S. Greene,\* Rep.....Fall River

MICHIGAN.

1. John B. Corliss,\* Rep.....Detroit
2. Henry C. Smith,\* Rep.....Adrian
3. Washington Gardner,\* Rep.....Albion
4. Edward L. Hamilton,\* Rep.....Niles
5. William Alden Smith,\* R.....Grand Rapids
6. Samuel W. Smith,\* Rep.....Pontiac
7. Edgar Weeks,\* Rep.....Mount Clemens
8. John W. Fordhey,\* Rep.....Saginaw
9. Roswell P. Bishop,\* Rep.....Ludington
10. Rousseau O. Crump,\* Rep.....Bay City
11. A. B. Darragh, Rep.....Ithaca
12. Carlos D. Sheldon,\* Rep.....Houghton

MINNESOTA.

1. James A. Tawney,\* Rep.....Winona
2. James T. McCleary,\* Rep.....Mankato
3. Joel P. Heatwole,\* Rep.....Northfield
4. Frederick C. Stevens,\* Rep.....St. Paul
5. Loren Fletcher,\* Rep.....Minneapolis
6. Page Morris,\* Rep.....Duluth
7. Frank M. Eddy,\* Rep.....Glenwood

MISSISSIPPI.

1. Ezekiel S. Chandler, Dem.....Corinth
2. Thomas Spight,\* Dem.....Ripley
3. Patrick Henry, Dem.....Vicksburg
4. Andrew F. Fox,\* Dem.....West Point
5. John S. Williams,\* Dem.....Yazoo City
6. Frank A. McLain,\* Dem.....GloUCESTER
7. Charles E. Hooker, Dem.....Jackson

MISSOURI.

1. James T. Lloyd,\* Dem.....Shelbyville
2. William W. Rucker,\* Dem.....Keytesville
3. John T. Dougherty,\* Dem.....Liberty
4. Charles F. Cochran,\* Dem.....St. Joseph
5. William S. Cowherd,\* Dem.....Kansas City
6. David A. De Armond,\* Dem.....Butler
7. James A. Cooney,\* Dem.....Marshall
8. D. W. Shackelford, Dem.....Jefferson City
9. Champ Clark,\* Dem.....Bowling Green
10. Richard Bartholdt,\* Rep.....St. Louis
11. Charles F. Joy,\* Rep.....St. Louis
12. James J. Butler, Dem.....St. Louis
13. Edward A. Robb,\* Dem.....Perryville
14. Willard D. Vandiver,\* D.....Cape Girardeau
15. Mæcenas E. Benton,\* Dem.....Neosho

MONTANA.

Caldwell Edwards, Sil.....Bozeman

NEBRASKA.

1. E. J. Burkett,\* Rep.....Lincoln
2. David H. Mercer,\* Rep.....Omaha
3. John S. Robinson,\* Dem.....Madison
4. William L. Stark,\* Fus.....Aurora
5. A. C. Shallenberger, Fus.....Alma
6. William Neville,\* Pop.....North Platte

NEVADA.

Francis G. Newlands,\* Sil.....Reno

NEW HAMPSHIRE.

1. Cyrus A. Sulloway,\* Rep.....Manchester
2. Frank D. Currier, Rep.....Canaan

NEW JERSEY.

1. Henry C. Loudenslager,\* Rep.....Paulsboro
2. John J. Gardner,\* Rep.....Atlantic City
3. Benj. F. Howell,\* Rep.....New Brunswick
4. Joshua S. Salmon,\* Dem.....Boonton
5. James F. Stewart,\* Rep.....Paterson
6. Richard Wayne Parker,\* Rep.....Newark
7. Allan L. McDermott,\* Dem.....Jersey City
8. Charles Newell Fowler,\* Rep.....Elizabeth

NEW YORK.

1. Fred Storm, Rep.....Bayside
2. John T. Fitzgerald,\* Dem.....Brooklyn
3. Henry Bristow, Rep.....Brooklyn
4. H. A. Hanbury, Rep.....Brooklyn
5. Frank E. Wilson,\* Dem.....Brooklyn
6. George H. Lindsay, Rep.....Brooklyn
7. Nicholas Muller,\* Dem.....New York city
8. Thomas J. Creamer, Dem.....New York city
9. Henry M. Goldfogle, Dem.....New York city
10. Amos J. Cummings,\* Dem.....New York city
11. William Sulzer,\* Dem.....New York city
12. George B. McClellan,\* D.....New York city
13. Oliver H. P. Belmont, D.....New York city
14. W. H. Douglass, Rep.....New York city
15. Jacob Ruppert, Jr.,\* Dem.....New York city
16. Cornelius A. Fugsley, Dem.....Peekskill
17. Arthur S. Tompkins,\* Rep.....Nyack
18. John H. Ketcham,\* Rep.....Dover Plains
19. William H. Draper, Rep.....Lansingburg
20. George N. Southwick, Dem.....Albany
21. John K. Stewart,\* Rep.....Amsterdam
22. Lucius N. Littauer,\* Rep.....Gloversville
23. Lewis W. Emerson, Rep.....Warrensburg
24. Albert D. Shaw,\* Rep.....Watertown
25. James S. Sherman,\* Rep.....Utica
26. George W. Ray,\* Rep.....Norwich
27. Michael E. Driscoll, Rep.....Syracuse
28. Sereno E. Payne,\* Rep.....Auburn
29. Charles W. Gillet,\* Rep.....Addison
30. James W. Wadsworth,\* Rep.....Geneseo
31. James B. Perkins, Rep.....Rochester
32. William H. Ryan,\* Dem.....Buffalo
33. De Alva S. Alexander,\* Rep.....Buffalo
34. Edward B. Vreeland,\* Rep.....Salamanca

NORTH CAROLINA.

1. John H. Small,\* Dem.....Elizabeth City
2. Claude Kitchin, Dem.....Scotland Neck
3. Charles R. Thomas,\* Dem.....Newbern
4. E. W. Pou, Dem.....Smithfield
5. W. W. Kitchin,\* Dem.....Roxboro
6. John D. Bellamy,\* Dem.....Wilmington
7. Theodore F. Kluttz,\* Dem.....Salisbury
8. Spencer Blackburn, Rep.....Winston
9. James H. Moody, Rep.....Waynesville

NORTH DAKOTA.

Thomas F. Marshall, Rep.....Oakes

OHIO.

1. William B. Shattuc,\* Rep.....Madisonville
2. Jacob H. Bromwell,\* Rep.....Cincinnati
3. Robert N. Nevens, Rep.....Dayton
4. Robert B. Gordon,\* Dem.....St. Marys
5. James S. Snook, Dem.....Paulding
6. Charles Q. Hildebrand, Rep.....Wilmington
7. Thomas S. Kyle, Rep.....Troy
8. William R. Warnock, Rep.....Urbana
9. James H. Southard,\* Rep.....Toledo
10. Stephen Morgan,\* Rep.....Oak Hill
11. Charles H. Grosvenor,\* Rep.....Athens
12. Emmet Tompkins, Rep.....Columbus
13. James A. Norton,\* Dem.....Titon
14. C. E. Skiles, Rep.....Sheby
15. Henry C. Van Voorhis,\* Rep.....Zanesville
16. Joseph J. Gill,\* Rep.....Steubenville
17. John W. Cassingham, Dem.....Coshocton
18. Robert W. Taylor,\* Rep.....Lisbon
19. Charles Dick,\* Rep.....Akron
20. Jacob A. Belder, Rep.....Cleveland
21. Theodore E. Burton,\* Rep.....Cleveland

OREGON.

1. Thomas H. Tongue,\* Rep.....Hillsboro
2. Malcolm A. Moody,\* Rep.....The Dalles

PENNSYLVANIA.

- At Large—Galusha A. Grow,\* Rep.....Glenwood  
 R. H. Foederer, Jr., Rep.....Philadelphia
1. Henry H. Bingham,\* Rep.....Philadelphia
  2. Robert Adams, Jr.,\* Rep.....Philadelphia
  3. Henry Burke, Rep.....Philadelphia
  4. James R. Young,\* Rep.....Philadelphia

HOUSE OF REPRESENTATIVES.—CONTINUED.

- 5. Edward de V. Morrell,\* Rep. Philadelphia
- 6. Thomas S. Butler,\* Rep. West Chester
- 7. Irving P. Wanger,\* Rep. Norristown
- 8. Howard Mutchler, Dem. Easton
- 9. Henry D. Green,\* Dem. Reading
- 10. Marriott Brosius,\*† Rep. Lancaster
- 11. William Connell,\* Rep. Scranton
- 12. Henry W. Palmer, Rep. Wilkesbarre
- 13. G. R. Patterson, Rep. Ashland
- 14. Marlin E. Olmsted,\* Rep. Harrisburg
- 15. C. Frederick Wright,\* Rep. Susquehanna
- 16. Elias Deemer, Rep. Williamsport
- 17. R. K. Poik,\* Dem. Danville
- 18. Thaddeus M. Mahon,\* Rep. Chambersburg
- 19. Robert J. Lewis, Rep. York
- 20. Alvin Evans, Rep. Ebensburg
- 21. S. N. Jack,\* Rep. Indiana
- 22. John Daizeil,\* Rep. Pittsburg
- 23. W. H. Graham,\* Rep. Allegheny
- 24. Ernest F. Acheson,\* Rep. Washington
- 25. J. B. Showalter,\* Rep. Chilcora
- 26. Arthur L. Bates, Rep. Meadville
- 27. Joseph C. Sibley,\* Rep. Franklin
- 28. J. K. P. Hall,\* Dem. Ridgway

- RHODE ISLAND.
- 1. Melville Bull,\* Rep. Middletown
- 2. Adin B. Capron,\* Rep. Stillwater

SOUTH CAROLINA.

- 1. William Elliott,\* Dem. Beaufort
- 2. W. Jasper Talbert,\* Dem. Parksville
- 3. Asbury C. Latimer,\* Dem. Belton
- 4. Joseph T. Johnson, Dem. Spartanburg
- 5. D. E. Finley,\* Dem. Yorkville
- 6. James Norton,\* Dem. Mullins
- 7. J. Williams Stokes,\*† Dem. Orangeburg

SOUTH DAKOTA.

- At Large—E. W. Martin, Rep. Deadwood
- Charles H. Burke,\* Rep. Pierre

TENNESSEE.

- 1. Walter P. Brownlow,\* Rep. Jonesboro
- 2. Henry R. Gibson,\* Rep. Knoxville
- 3. John A. Snodgrass,\* Dem. Chattanooga
- 4. C. A. Richardson,\* Dem. Crossville
- 5. James D. Richardson,\* D. Murfreesboro
- 6. John W. Gaines,\* Dem. Nashville
- 7. L. P. Padgett, Dem. Columbia
- 8. T. W. Sims,\* Dem. Linden
- 9. Rice A. Pierce,\* Dem. Union City
- 10. R. M. Patterson, Dem. Memphis

TEXAS.

- 1. Thomas H. Ball,\* Dem. Huntsville
- 2. Samuel E. Cooper,\* Dem. Woodville
- 3. R. C. De Graffenreid,\* Dem. Longview
- 4. John L. Sheppard,\* Dem. Pittsburg

- 5. C. B. Randall, Dem. Sherman
- 6. R. E. Burke,\*† Dem. Dallas
- 7. K. L. Henry,\* Dem. Waco
- 8. S. W. T. Lanham,\* Dem. Weatherford
- 9. A. S. Burleson,\* Dem. Austin
- 10. George F. Burgess, Dem. Gonzales
- 11. Rudolph Kleberg,\* Dem. Cuero
- 12. J. L. Slayden,\* Dem. San Antonio
- 13. John H. Stephens,\* Dem. Vernon

UTAH.

- George Sutherland, Rep. Salt Lake City

VERMONT.

- 1. D. J. Foster, Rep. Burlington
- 2. Kittridge Hoskins, Rep. Brattleboro

VIRGINIA.

- 1. William A. Jones,\* Dem. Warsaw
- 2. H. L. Maynard, Dem. Portsmouth
- 3. John Lamb,\* Dem. Richmond
- 4. Francis R. Lassiter,\* Dem. Petersburg
- 5. Claude A. Swanson,\* Dem. Chatham
- 6. Peter J. Otey,\* Dem. Lynchburg
- 7. James Hay,\* Dem. Madison
- 8. J. F. Rixey,\* Dem. Culpeper
- 9. William F. Rhea,\* Dem. Bristol
- 10. Henry D. Flood, Dem. Appomattox

WASHINGTON.

- At Large—W. L. Jones,\* Rep. Yakima
- F. W. Cushman,\* Rep. Tacoma

WEST VIRGINIA.

- 1. B. B. Dovenor,\* Rep. Wheeling
- 2. Alston G. Dayton,\* Rep. Philippi
- 3. Joseph H. Gaines, Rep. Charleston
- 4. James A. Hughes, Rep. Huntington

WISCONSIN.

- 1. Henry A. Cooper,\* Rep. Racine
- 2. Herman B. Dahle,\* Rep. Mount Horeb
- 3. Joseph W. Babcock,\* Rep. Nechad
- 4. Theobald Otjen,\* Rep. Milwaukee
- 5. Samuel S. Barney,\* Rep. West Bend
- 6. J. H. Davidson,\* Rep. Oshkosh
- 7. John J. Esch,\* Rep. La Crosse
- 8. Edward S. Minor,\* Rep. Sturgeon Bay
- 9. Webster F. Brown, Rep. Rhinelander
- 10. John J. Jenkins,\* Rep. Chippewa Falls

WYOMING.

- F. W. Mondell, Rep. Newcastle

TERRITORIAL DELEGATES.

- ARIZONA—Mark A. Smith, Dem. Tucson
- NEW MEXICO—B. S. Bodey, Rep. Albuquerque
- OKLAHOMA—Dennis Flynn,\* Rep. Guthrie
- HAWAII—H. W. Wilcox,\* Ind. Honolulu
- †Died 1901.

APPROPRIATIONS BY CONGRESS.

| OBJECT.                            | 1896.       | 1897.        | 1898.       | 1899.         | 1900.        | 1901.        | 1902.        |
|------------------------------------|-------------|--------------|-------------|---------------|--------------|--------------|--------------|
| Deficiencies .....                 | \$8,519,981 | \$13,900,106 | \$8,594,447 | \$347,165,001 | \$46,882,724 | \$13,767,008 | \$15,917,447 |
| Legis., executive and judicial.... | 21,885,818  | 21,519,750   | 21,690,766  | 21,625,846    | 23,394,051   | 24,175,652   | 24,594,968   |
| Sundry civil.....                  | 35,096,045  | 29,812,118   | 34,344,970  | 33,997,752    | 39,381,733   | 49,594,300   | *61,795,908  |
| Army.....                          | 23,252,608  | 23,278,402   | 23,129,344  | 23,193,362    | 80,430,204   | 114,220,065  | 115,734,049  |
| Navy.....                          | 29,416,077  | 30,562,660   | 33,003,234  | 65,098,783    | 48,099,969   | 61,140,916   | 78,101,791   |
| Indian.....                        | 8,762,751   | 7,390,496    | 7,674,120   | 7,673,354     | 7,504,775    | 8,197,988    | 9,747,471    |
| Rivers and bar....                 | 11,452,115  | 15,944,147   | 19,296,412  | 14,492,459    | 25,100,038   | 16,175,605   | .....†       |
| Fortifications....                 | 1,904,557   | 7,377,888    | 9,517,141   | 9,377,494     | 4,909,002    | 7,383,628    | 7,364,011    |
| Military acad....                  | 464,261     | 449,525      | 479,572     | 458,689       | 575,774      | 674,206      | 772,653      |
| Postoffice.....                    | Indefinite  | Indefinite   | Indefinite  | Indefinite    | Indefinite   | Indefinite   | Indefinite   |
| Pensions.....                      | 141,381,570 | 141,328,580  | 141,263,880 | 141,233,830   | 145,233,830  | 145,245,230  | 145,245,230  |
| Consular and dip.                  | 1,574,458   | 1,645,588    | 1,695,308   | 1,752,208     | 1,714,539    | 1,771,168    | 1,849,428    |
| Agriculture.....                   | 3,303,750   | 3,255,532    | 3,182,492   | 3,500,292     | 3,726,022    | 4,023,500    | 4,532,430    |
| Dist. of Col.....                  | 5,745,443   | 5,900,319    | 1,183,961   | 6,424,880     | 6,894,532    | 7,577,369    | 8,502,249    |
| Miscellaneous....                  | 297,067     | 423,304      | 1,150,464   | 6,044,868     | 28,721,653   | 3,205,362    | 7,900,018    |
| Total.....                         | 238,057,104 | 302,796,385  | 311,179,557 | 673,050,293   | 462,509,750  | 457,152,142  | 482,197,663  |

\*Includes \$7,046,623 to carry out contracts authorized by law for river and harbor improvements in 1902. †No river and harbor bill passed for 1902.

United States Diplomatic and Consular Service.

DIPLOMATIC SERVICE—OCT. 1, 1901.

Explanation—A. E. and P., Ambassador Extraordinary and Plenipotentiary; E. E. and M. P., Envoy Extraordinary and Minister Plenipotentiary; M. R., Minister Resident; M. R. and C. G., Minister Resident and Consul-General.

| COUNTRY.                                   | Representative.                      | Location.       | App'ted from.   | Salary.  |
|--|--------------------------------------|-----------------|-----------------|----------|
| Argentine Republic.....                    | Wm. P. Lord, E. E. & M. P....        | Buenos Ayres.   | Oregon.....     | \$10,000 |
|  | C. L. Thurston, Sec. of Leg....      | Buenos Ayres.   | Nebraska.....   | 1,800    |
| Austria-Hungary.....                       | Chas. V. Herdlicka, S. of L....      | Vienna.....     | Illinois.....   | 12,000   |
|  | Com. W. H. Beehler, Nv. Att.         | Vienna.....     | Dis. Columbia   | 1,800    |
|  | L. Townsend, E. E. & M. P....        | Brussels.....   | Pennsylvania    | 10,000   |
| Belgium.....                               | G. H. Bridgeman, E. E. & M. P.       | La Paz.....     | New Jersey..... | 5,000    |
| Bolivia.....                               | Chas. P. Bryan, E. E. & M. P....     | Rio de Janeiro. | Illinois.....   | 12,000   |
| Brazil.....                                | Thos. C. Dawson, Sec. of Leg.        | Rio de Janeiro. | Iowa.....       | 1,800    |
|  | H. L. Wilson, E. E. & M. P....       | Santiago.....   | Washington..    | 10,000   |
| Chile.....                                 | H. J. Lenderink, Sec. of Leg.        | Santiago.....   | Iowa.....       | 1,800    |
|  | E. H. Conger, E. E. & M. P....       | Pekin.....      | Iowa.....       | 12,000   |
|  | H. G. Squiers, Sec. of Leg....       | Pekin.....      | New York.....   | 2,625    |
| China.....                                 | W. E. Bainbridge, 2d Sec. of Leg.    | Pekin.....      | Iowa.....       | 1,800    |
|  | Lt. A. L. Key, Nav. Att.....         | Pekin.....      | Ohio.....       | 8,000    |
|  | E. T. Williams.....                  | Pekin.....      | W. Virginia..   | 10,000   |
| Colombia.....                              | Chas. B. Hart, E. E. & M. P....      | Bogota.....     | Illinois.....   | 2,000    |
| Costa Rica, Nicaragua<br>and Salvador..... | A. M. Beaupre, Sec. of Leg....       | Bogota.....     | Illinois.....   | 2,000    |
|  | W. L. Merry, E. E. & M. P....        | San Jose.....   | California....  | 10,000   |
| Denmark.....                               | Rufus A. Lane, Sec. of Leg....       | San Jose.....   | Minnesota....   | 1,800    |
|  | L. S. Swenson, E. E. & M. P....      | Copenhagen.     | Minnesota....   | 7,500    |
| Dominican Republic.....                    | Wm. F. Powell, Charge d'A....        | Port au Prince. | New Jersey....  | 5,000    |
| Ecuador.....                               | A. J. Sampson, E. E. & M. P....      | Quito.....      | Arizona.....    | 5,000    |
| Egypt.....                                 | John G. Long, Agt. & C. G....        | Cairo.....      | Florida.....    | 5,000    |
| France.....                                | Horace Porter, A. E. & P....         | Paris.....      | New York.....   | 17,500   |
|  | Henry Vignaud, Sec. of Em....        | Paris.....      | Louisiana....   | 2,625    |
|  | A. B. Blanchard, 2d Sec. of Em       | Paris.....      | Louisiana....   | 1,200    |
| Germany.....                               | R. S. R. Hitt, 3d Sec. of Em....     | Paris.....      | Illinois.....   | 1,200    |
|  | Comdr. Giles B. Harber, N. A.        | Paris.....      | New York.....   | 17,500   |
|  | Andrew D. White, A. E. & P.          | Berlin.....     | New York.....   | 17,500   |
|  | John B. Jackson, Sec. of Em.         | Berlin.....     | New Jersey..    | 2,625    |
|  | H. P. Dodge, 2d Sec. of Em....       | Berlin.....     | Massachus'ts.   | 2,000    |
| Great Britain.....                         | Samuel Morrill, 3d Sec.....          | Berlin.....     | Massachus'ts.   | 1,200    |
|  | Comdr. W. H. Beehler, N. A.          | Berlin.....     | Berlin.....     | 17,500   |
|  | Maj. John B. Kerr, Mil. Att....      | Berlin.....     | Rhode Island    | 2,625    |
|  | J. H. Choate, A. E. & P....          | London.....     | Maryland.....   | 2,000    |
|  | Henry White, Sec. of Em....          | London.....     | Dis. Columbia   | 1,200    |
| Greece.....                                | John R. Carter, 2d Sec. of Em.       | London.....     | Dis. Columbia   | 1,200    |
|  | Wm. C. Eustis, 3d Sec. of Em.        | London.....     | London.....     | 1,200    |
| Guatemala.....                             | Comdr. R. Clover, N. A.....          | London.....     | London.....     | 1,200    |
| Haiti.....                                 | Maj. E. B. Cassett, Mil. Att....     | London.....     | New York.....   | 6,500    |
|  | C. S. Francis, E. E. & M. P. & C. G. | Athens.....     | New York.....   | 6,500    |
| Honduras.....                              | W. G. Hunter, E. E. & M. P....       | Guatemala....   | Kentucky.....   | 10,000   |
| Italy.....                                 | James G. Bailey, Sec. L. & C. G.     | Guatemala....   | Kentucky.....   | 2,000    |
|  | Wm. F. Powell, E. E. & M. P....      | Port au Prince  | New Jersey....  | 5,000    |
| Japan.....                                 | W. G. Hunter, E. E. & M. P....       | Guatemala....   | Kentucky.....   | 10,000   |
|  | Geo. von L. Meyer, A. E. & P.        | Rome.....       | Massachus'ts.   | 12,000   |
| Korea.....                                 | L. M. Iddings, Sec. of Em....        | Rome.....       | New York.....   | 1,500    |
|  | R. C. Parsons, Jr., 2d Sec. of Em.   | Rome.....       | Ohio.....       | 2,000    |
|  | Com. W. H. Beehler, Nv. Att.         | Rome.....       | Rome.....       | 2,000    |
| Liberia.....                               | Alfred E. Buck, E. E. & M. P.        | Tokyo (Yedo).   | Georgia.....    | 12,000   |
|  | H. Wilson, Sec. of Leg....           | Tokyo (Yedo).   | Illinois.....   | 2,625    |
|  | J. M. Ferguson, 2d Sec. of Leg       | Tokyo (Yedo).   | Pennsylvania    | 1,800    |
| Mexico.....                                | Lt. A. L. Key, Nav. Att.....         | Tokyo (Yedo).   | Tennessee....   | 2,500    |
|  | Hansford S. Miller, Jr., Int....     | Tokyo (Yedo).   | New York.....   | 7,500    |
|  | H. N. Allen, M. R. & C. G....        | Seoul.....      | Ohio.....       | 1,500    |
| Netherlands.....                           | Gordon Paddock, Sec. of Leg          | Seoul.....      | New York.....   | 1,500    |
|  | Pang Kyeng Hui, Int.....             | Seoul.....      | Korea.....      | 500      |
| Paraguay and Uruguay.                      | O. L. W. Smith, M. R. & C. G.        | Monrovia.....   | N. Carolina..   | 4,000    |
|  | J. R. Spurgeon, Sec. of Leg....      | Monrovia.....   | Kentucky.....   | 1,500    |
|  | Powell Clayton, A. E. & P....        | Mexico.....     | Arkansas....    | 17,500   |
| Persia.....                                | F. R. McCreery, Sec. of Leg....      | Mexico.....     | Michigan.....   | 2,625    |
|  | Wm. Helmke, 2d Sec. of Leg.          | Mexico.....     | New York.....   | 2,000    |
| Portugal.....                              | Stanford Newel, E. E. & M. P.        | The Hague....   | Minnesota....   | 7,500    |
|  | Lt.-Col. Jas. N. Wheelan, M. A.      | The Hague....   | The Hague....   | 7,500    |
| Roumania and Servia..                      | Wm. R. Finch, E. E. & M. P....       | Montevideo..    | Wisconsin....   | 7,500    |
|  | Lloyd C. Griscom, E. E. & M. P.      | Teheran.....    | Pennsylvania    | 5,000    |
| Peru.....                                  | John Tyler, Int.....                 | Teheran.....    | Persia.....     | 1,000    |
|  | I. B. Dudley, E. E. & M. P....       | Lima.....       | California....  | 10,000   |
| Portugal.....                              | Richard R. Neill, Sec. of Leg.       | Lima.....       | Pennsylvania    | 1,500    |
|  | Francis B. Loomis, E. E. & M. P.     | Lisbon.....     | Ohio.....       | 7,500    |
| Roumania and Servia..                      | C. S. Francis, E. F., M. P....       | Athens.....     | New York.....   | 6,500    |
|  | A. S. Francis, E. F., M. P....       | Athens.....     | New York.....   | 6,500    |

## UNITED STATES DIPLOMATIC SERVICE.—CONTINUED.

| COUNTRY.               | Representative.   | Location.  | App'ted from.  | Salary.   |
|------------------------|---|--|--|---|
| Russia.....            | C. Tower, A. E. & P.....<br>H. H. D. Pierce, Sec. of Em.....<br>Edwin V. Morgan, 2d Sec.....<br>Comdr. G. B. Harber, Nav. At.....<br>Capt. S. L. H. Slocum, Mil. Att.....<br>Hamilton King, M. R. & C. G..... | St. Petersburg.<br>St. Petersburg.<br>St. Petersburg.<br>St. Petersburg.<br>St. Petersburg.<br>St. Petersburg. | Pennsylvan'a<br>Massachus'ts.<br>New York<br>.....<br>.....<br>..... | \$17,500<br>2,625<br>2,000<br>.....<br>.....<br>..... |
| Siam.....              | James A. Chivers, Int.....<br>Bellamy Storer, E. E. & M. P.....<br>Stanton Sickels, Sec.....  | Bangkok.....<br>Bangkok.....<br>Madrid.....  | Michigan.....<br>.....<br>Ohio.....                                  | 5,000<br>500<br>12,000                                |
| Spain.....             | W. W. Thomas, E. E. & M. P.....<br>Joseph Muir, Sec. Leg.....<br>Lt.-Col. W. R. Livermore, Mil.   | Madrid.....<br>Stockholm.....<br>Stockholm.....  | New York.....<br>Maine.....<br>New York.....                         | 1,800<br>7,500<br>1,500                               |
| Sweden and Norway..... | At.....<br>A. S. Hardy, E. E. & M. P.....<br>Capt. G. R. Cecil, Mil. Att.....   | Stockholm.....<br>Bern.....<br>Bern.....   | .....<br>N. Hampshire.....<br>.....                                  | .....<br>7,500<br>.....                               |
| Switzerland.....       | J. G. A. Leshman, E. E. & M. P.....<br>S. F. Eddy, Sec. of Leg.....<br>A. A. Gargiulo, Int.....   | Constantinople.....<br>Constantinople.....<br>Constantinople.....  | Pennsylvan'a<br>Illinois<br>Turkey.....                              | 10,000<br>1,800<br>3,000                              |
| Turkey.....            | Herbert W. Bowen, E. E. & M. P.....<br>W. W. Russell, Sec. of Leg.....  | Caracas.....<br>Caracas.....   | New York.....<br>Maryland.....                                       | 10,000<br>1,800                                       |
| Venezuela.....         |   |  |  |   |

## CONSULS-GENERAL AND CONSULS, AGENTS AND CONSULAR AGENTS.

| PLACE.                    | Name.                          | Appointed from.           | Salary. |
|---------------------------|--------------------------------|---------------------------|---------|
| ARGENTINE REPUBLIC—       |                                |                           |         |
| Buenos Ayres.....         | Daniel Mayer.....              | West Virginia.....        | \$2,500 |
| Bahia Blanca.....         | Walter T. Jones..... Agt.      | Argentine.....            | .....   |
| Cordoba.....              | John M. Thome.....             | Argentine.....            | Fees    |
| Rosario.....              | J. M. Ayres.....               | Ohio.....                 | Fees    |
| AUSTRIA-HUNGARY—          |                                |                           |         |
| Budapest, Hungary.....    | Frank Dyer Chester.....        | Massachusetts.....        | Fees    |
| Flume.....                |                                |                           |         |
| Prague, Bohemia.....      | Hugo Donzeimann.....           | Wyoming.....              | 3,000   |
| Reichenberg, Bohemia..... | F. W. Mahlin.....              | Iowa.....                 | 2,500   |
| Haida.....                | F. Siller..... Agt.            | Wisconsin.....            | .....   |
| Trieste, Austria.....     | Frederick W. Hossfeld.....     | Iowa.....                 | 2,000   |
| Vienna, Austria.....      | Carl Bailey Hurst.....         | District of Columbia..... | 3,500   |
| Brunn.....                | Gustavus Scheller..... Agt.    | Austria-Hungary.....      | .....   |
| Innsbruck.....            | August Bargehr..... Agt.       | Austria-Hungary.....      | .....   |
| BELGIUM—Antwerp.....      | George F. Lincoln.....         | Connecticut.....          | 3,000   |
| Brussels.....             | George W. Roosevelt.....       | Pennsylvania.....         | 2,500   |
| Charleroi.....            | Albert H. Michelson..... Agt.  | New York.....             | .....   |
| Ghent.....                | R. Le Bert.....                | Colorado.....             | 1,000   |
| Liège.....                | A. A. Winslow.....             | Indiana.....              | 1,500   |
| Verviers.....             | Henry Dodd..... Agt.           | Germany.....              | .....   |
| BOLIVIA—La Paz.....       | Gerardo Zalles.....            | Bolivia.....              | Fees    |
| BRAZIL—Bahia.....         | H. W. Furniss.....             | Indiana.....              | 2,000   |
| Aracaju.....              | Lulz Schmidt..... Agt.         | Brazil.....               | .....   |
| Para.....                 | K. K. Kennedy.....             | Mississippi.....          | 2,000   |
| Manaos.....               | John F. Prentice..... Agt.     | New York.....             | .....   |
| Maranhao.....             | Lulz F. da S. Santos..... Agt. | United States.....        | .....   |
| Pernambuco.....           | E. N. Gunsaulus.....           | Ohio.....                 | 2,500   |
| Ceara.....                | Antonio E. da Frota..... Agt.  | Brazil.....               | .....   |
| Macelo.....               | Charles Goble.....             | Brazil.....               | .....   |
| Nacao.....                | A. Barroca..... Agt.           | Brazil.....               | .....   |
| Rio de Janeiro.....       | Eugene Seeger.....             | Illinois.....             | 5,000   |
| Victoria.....             | Jean Zinzen..... Agt.          | Brazil.....               | .....   |
| Santos.....               | J. J. Girimondi.....           | California.....           | 2,500   |
| Rio Grande do Sul.....    | Jorge Vereker..... Agt.        | Rhode Island.....         | Fees    |
| CHILE—Antofagasta.....    | Charles C. Greene.....         | Ohio.....                 | Fees    |
| Arica.....                | J. W. Lutz.....                | Ohio.....                 | Fees    |
| Iquique.....              | Chas. S. Winans.....           | Michigan.....             | Fees    |
| Valparaiso.....           | Robert E. Mansfield.....       | Indiana.....              | 3,000   |
| Caldera.....              | John C. Morong..... Agt.       | Chile.....                | .....   |
| Coquimbo.....             | Andrew Kerr.....               | Chile.....                | Fees    |
| Coronel.....              | J. H. Downs..... Agt.          | Chile.....                | .....   |
| Punta Arenas.....         | Moritz Braun..... Agt.         | Chile.....                | .....   |
| Talcahuano.....           | John O. Smith..... Agt.        | Chile.....                | .....   |
| CHINA—Amoy.....           | Anson B. Johnson.....          | Colorado.....             | 3,500   |
| Canton.....               | Robert McWade.....             | Pennsylvania.....         | 3,500   |
| Chefoo.....               | John Fowler.....               | Massachusetts.....        | 2,500   |
| Chinkiang.....            | William Martin.....            | New York.....             | 3,000   |
| Fuchau.....               | Samuel L. Gracey.....          | Massachusetts.....        | 3,000   |
| Hankow.....               | Levi S. Wilcox.....            | Illinois.....             | 3,000   |
| Newchwang.....            | Henry B. Miller.....           | Oregon.....               | Fees    |

## UNITED STATES CONSULAR SERVICE.—CONTINUED.

| PLACE.                        | Name.                      | Appointed from.      | Salary. |
|-------------------------------|----------------------------|----------------------|---------|
| Shanghai                      | John Goodnow               | Minnesota            | \$5,000 |
| Tientsin                      | J. W. Ragsdale             | California           | 3,500   |
| <b>COLOMBIA—</b>              |                            |                      |         |
| Barranquilla                  | G. W. Colvig               | Oregon               | 2,000   |
| Santa Marta                   | William A. Trout, Agt.     | Indiana              |         |
| Bogota                        | A. M. Beaupre              | Illinois             | 2,000   |
| Bucaramanga                   | Gustave Volkman, Agt.      | Colombia             |         |
| Call                          | W. A. Barney, Agt.         | United States        |         |
| Cucuta                        | P. Tillinghast, Jr., Agt.  | Washington           |         |
| Honda                         | John Gillies               | Colombia             |         |
| Cartagena                     | J. G. Ingersoll            | Illinois             | 1,500   |
| Quibdo                        | O. G. Granger, Agt.        | Pennsylvania         |         |
| Colon (Aspinwall)             | J. Oscar Malmros           | Minnesota            | 3,000   |
| Bocas del Toro                | David R. Hand, Agt.        | Colombia             |         |
| Medellin                      |                            |                      | Fees    |
| Panama                        | Hezekiah A. Gudger         | North Carolina       | 4,000   |
| <b>COSTA RICA—San Jose.</b>   |                            |                      |         |
| Port Limon                    | John C. Caldwell           | Kansas               | 2,000   |
| Punta Arenas                  | H. G. Morgan, Agt.         | New York             |         |
| <b>DENMARK AND DOMINIONS—</b> |                            |                      |         |
| Copenhagen                    | J. C. Freeman              | Wisconsin            | 1,500   |
| St. Thomas, W. I.             | Mahlon Van Horne           | Rhode Island         | 2,500   |
| Christianssted                | And'w J. Blackwood, Agt.   | West Indies          |         |
| Fredericksted                 | Robert L. Merwin, Agt.     | Connecticut          |         |
| <b>DOMINICAN REPUBLIC—</b>    |                            |                      |         |
| Puerto Plata                  | Thomas Simpson             | Rhode Island         | Fees    |
| Monte Christi                 | Isaac T. Pettit, Agt.      | Dominican Republic   |         |
| Samana                        | John M. Villain            | Dominican Republic   | Fees    |
| Santo Domingo                 | C. L. Maxwell              | Ohio                 | 1,500   |
| Azuza                         | John Hardy, Agt.           | Massachusetts        |         |
| Macoris                       | Edward C. Reed, Agt.       | Dominican Republic   |         |
| Sanchez                       | Jose A. Puenta, Agt.       | Dominican Republic   |         |
| <b>ECUADOR—</b>               |                            |                      |         |
| Guayaquil                     | Perry M. De Leon           | Georgia              | 3,000   |
| Bahia de Caraquez             | Alberto Santos             | Ecuador              |         |
| Esmeraldas                    | Ferdinand Servat, Agt.     | Ecuador              |         |
| Manta                         | Pedro A. Moreira, Agt.     | Ecuador              |         |
| <b>FRANCE AND DOMINIONS—</b>  |                            |                      |         |
| Algiers, Africa               | D. S. Kidder               | Florida              | Fees    |
| Beni-saf                      | E. L. G. Milsom, Agt.      | Algeria              |         |
| Bone                          | Antoine Felix Garbe, Agt.  | Algeria              |         |
| Oran                          | Benj. A. Courcelle, Agt.   | Algeria              |         |
| Bordeaux                      | Albion W. Tourgee          | New York             | 3,000   |
| Calais                        | J. B. Milner               | Indiana              | Fees    |
| Boulogne-sur-Mer              | William Hale, Agt.         | North Carolina       |         |
| Goree-Dakar, Africa           | Peter Strickland           | Connecticut          | Fees    |
| Grenoble                      | C. P. H. Nason             | Massachusetts        | 1,500   |
| Guadeloupe Island, W. I.      | L. H. Ayme                 | Illinois             | 1,500   |
| Havre                         | Alexander M. Thackara      | Pennsylvania         | 3,500   |
| Cherbourg                     | H. J. E. Hainneville, Agt. | France               |         |
| Honfleur                      | Henry M. Hardy, Agt.       | France               |         |
| Rennes                        | Ernest Folliard, Agt.      | France               |         |
| St. Malo                      | Raymond Moulton, Agt.      |                      |         |
| La Rochelle                   | George H. Jackson          | Connecticut          | 1,500   |
| Cognac                        | Elisee Jouard, Agt.        | New York             |         |
| Limoges                       | Walter T. Griffin          | New York             | 1,500   |
| Lyons                         | John C. Covert             | Ohio                 | 2,500   |
| Dijon                         | Charles Laureau, Agt.      | France               |         |
| Marseilles                    | R. P. Skinner              | Ohio                 | 2,500   |
| Bastia                        | Simon Damiani, Agt.        | Corsica              |         |
| Cette                         |                            |                      |         |
| Toulon                        | Louis J. B. Jouve, Agt.    | France               |         |
| Martinique, W. I.             | Thomas P. Prentiss         | Massachusetts        | 1,500   |
| Nantes                        | J. I. Britain              | Ohio                 | 1,500   |
| Angers                        | Jules H. Luncau, Agt.      | France               |         |
| Brest                         | A. Pitel, Agt.             | France               |         |
| L'Orient                      | L. Deprez                  | France               |         |
| St. Nazaire                   | T. Sankey                  | France               |         |
| Nice                          | Harold S. Van Buren        | New Jersey           | 1,500   |
| Cannes                        | Jean B. Cognet, Agt.       | France               |         |
| Mentone                       | A. Isnard, Agt.            | France               |         |
| Monaco                        | Emile de Loth              | Monaco               |         |
| Paris                         | John K. Gowdy              | Indiana              | 5,000   |
| Rhems                         | W. J. Prickett             | New Jersey           | 2,000   |
| Troyes                        | Gaston Baltet, Agt.        | France               |         |
| Roubaix                       | William P. Atwell          | District of Columbia | 2,000   |
| Caudry                        | Hans Dietker, Agt.         | France               |         |
| Dunkirk                       | Benjamin Morel, Agt.       | France               |         |
| Lille                         | C. Dubois Gregoire, Agt.   | France               |         |
| Rouen                         | Thornwell Haynes           | South Carolina       | Fees    |
| Dieppe                        | Raoul le Bourgeois, Agt.   | France               |         |

## UNITED STATES CONSULAR SERVICE.—CONTINUED.

| PLACE.                    | Name.                     | Appointed from.      | Salary. |
|---------------------------|---------------------------|----------------------|---------|
| Salgon, Cochín China      | Edward Schneegans         | Saigon               | Fees    |
| St. Etienne               | Hilary S. Brunot          | Pennsylvania         | \$2,000 |
| St. Pierre, Miquelon      | C. M. Freeman             | New Hampshire        | Fees    |
| Tahiti, Society Islands   | Jacob L. Doty             | New York             | 1,000   |
| Tamatave, Madagascar      | M. W. Gibbs               | Arkansas             | 2,000   |
| Tunis, Africa             |                           |                      | Fees    |
| GERMANY—Aix-la-Chapelle   | F. M. Brundage            | Pennsylvania         | 2,500   |
| Annaberg                  | J. F. Winter              | Illinois             | 2,500   |
| Apia, Samoa               | L. W. Osborn              | Nebraska             | 3,000   |
| Bamberg                   | William Bardel            | New York             | 1,500   |
| Barmen                    | Max Bouchsein             | Illinois             | 3,000   |
| Berlin                    | F. H. Mason, C. G.        | Ohio                 | 4,000   |
| Sorau                     | William B. Murphy, Agt.   | North Carolina       |         |
| Bremen                    | H. W. Diederich           | District of Columbia | 2,500   |
| Brake and Nordenhamm      | Wilhelm Clemens, Agt.     | Germany              |         |
| Bremerhaven & Geestemunde | J. H. Schnabel, Agt.      | Germany              |         |
| Breslau                   | Ernest A. Man             | Florida              | 1,500   |
| Brunswick                 | T. J. Albert              | Maryland             | 2,000   |
| Chebnitz                  | Joseph F. Monahan         | Rhode Island         | 2,500   |
| Coburg                    | O. J. Hughes              | Connecticut          | 2,000   |
| Sonneberg                 | Dwight E. Haussler, Agt.  | Illinois             |         |
| Cologne                   | Charles E. Barnes         | Illinois             | 2,000   |
| Crefeld                   | T. R. Wallace             | Iowa                 | 2,000   |
| Dresden                   | Charles L. Cole           | Pennsylvania         | 3,000   |
| Dusseldorf                | P. Lieber                 | Indiana              | 2,000   |
| Essen                     | F. Asthorver, Jr., Agt.   | Germany              |         |
| Frankfort                 | R. Guenther, C. G.        | Wisconsin            | 3,000   |
| Cassel                    | Gustav C. Kothe, Agt.     | Kansas               |         |
| Langen Schwalbach         | Ernest Grebert, Agt.      | Germany              |         |
| Freiburg, Baden           | E. T. Lelfeld             | Connecticut          | 1,500   |
| Glauchau                  | E. A. Creevey             | Connecticut          | 2,000   |
| Hamburg                   | Hugh Pitcairn             | Pennsylvania         | 2,500   |
| Kiel                      | P. H. J. Sartori, Agt.    | Germany              |         |
| Lubeck                    | Jacob Meyer, Jr., Agt.    | Germany              |         |
| Ritzbittel and Cuxhaven   | Johann G. F. Starke, Agt. | Germany              |         |
| HANOVER                   | J. White                  | Michigan             | 1,500   |
| Kehl                      | C. K. Bolles              | Pennsylvania         | 1,500   |
| Leipzig                   | B. H. Warner, Jr.         | Maryland             | 2,000   |
| Gera                      | Charles Neuer, Agt.       | New York             |         |
| Magdeburg                 | Max Baehr                 | Nebraska             | 2,000   |
| Malnz                     | W. Schumann               | New York             | 2,500   |
| Mannheim                  | H. W. Harris              | Ohio                 | 1,500   |
| Neustadt                  | Leopold Blum, Agt.        | Germany              |         |
| Munich                    | J. H. Worman              | New York             | 2,000   |
| Augsburg                  | G. Oberndorf, Agt.        | New York             |         |
| Nuremberg                 | George E. Baldwin         | Ohio                 | 3,000   |
| Plauen                    | Thomas W. Peters          | District of Columbia | 2,500   |
| Markneukirchen            | W. F. L. Fiedler, Agt.    | Germany              |         |
| Sollingen                 | E. Z. Brodowski           | Illinois             | 2,000   |
| Stettin                   | J. E. Kehl                | Ohio                 | 1,000   |
| Danzig                    | Philipp Albrecht, Agt.    | Germany              |         |
| Konigsberg                | A. Eckhardt, Agt.         | New York             |         |
| Swinemunde                | G. Ludwig, Agt.           | Germany              |         |
| Stuttgart                 | Edward H. Ozmun           | Minnesota            | 2,500   |
| Weimar                    | Thomas F. Moore           | District of Columbia | 2,000   |
| Zittau                    | Francis B. Gassner        | Ohio                 | 1,500   |
| GREAT BRITAIN AND DO-     |                           |                      |         |
| MINIONS—Aden, Arabia      | E. S. Cunningham          | Tennessee            | 1,500   |
| Hodelda                   | Vittorio Cremasche, Agt.  | Arabia               |         |
| Amherstburg, Ont.         | C. W. Martin              | Michigan             | 1,500   |
| Antigua, W. I.            | Frank R. Mowrer           | Ohio                 | 1,500   |
| Montserrat                | Richard Hannan, Agt.      | Antigua              |         |
| Roseau, Dominica          | H. A. Frampton, Agt.      | Dominica             |         |
| Auckland, N. Z.           | Frank Dillingham          | California           | 2,000   |
| Christchurch              | Robt. Pitcaithly, Agt.    | New Zealand          |         |
| Dunedin                   | F. O. Bridgeman           | England              |         |
| Monganul                  | Robert Wyles, Agt.        | New Zealand          |         |
| Wellington                | John Duncan, Agt.         | New Zealand          |         |
| Barbados, W. I.           | S. A. Macallister         | Delaware             | 2,000   |
| St. Lucia                 | William Peter, Agt.       | St. Lucia            |         |
| St. Vincent               | E. A. Richards, Agt.      | St. Vincent          |         |
| Belfast, Ireland          | William W. Tourelle       | Ohio                 | 3,000   |
| Ballymena                 | John G. Ballentine, Agt.  | Ireland              |         |
| Londonderry               | P. T. Rodger, Agt.        | Ireland              |         |
| Lurgan                    | F. W. Magahan, Agt.       | Ireland              |         |
| Belize, Honduras          | W. L. Avery               | Montana              | 1,500   |
| Belleville, Ont.          | M. J. Hendrick            | New York             | Fees    |
| Deseronto                 | Charles A. Millner, Agt.  | Nova Scotia          |         |
| Napanee                   | William Templeton, Agt.   | Nova Scotia          |         |
| Pictou                    | Jacob F. Beringer, Agt.   | Nova Scotia          |         |
| Trenton                   | Stephen J. Young, Agt.    | Rhode Island         |         |

## UNITED STATES CONSULAR SERVICE.—CONTINUED.

| PLACE.                       | Name.                        | Appointed from.           | Salary. |
|------------------------------|------------------------------|---------------------------|---------|
| Birmingham, England.....     | Marshall Halstead.....       | New York.....             | \$2,500 |
| Kidderminster.....           | James Morton..... Agt.       | England.....              |         |
| Redditch.....                | H. C. Browning..... Agt.     | England.....              |         |
| Wolverhampton.....           | John Neve..... Agt.          | England.....              |         |
| Bombay, India.....           | W. T. Fee..... C.            | Ohio.....                 | 2,000   |
| Karachi.....                 | Edward L. Rogers..... Agt.   | England.....              |         |
| Bradford, England.....       | Erastus Sheldon Day..... C.  | Connecticut.....          | 3,000   |
| Bristol, England.....        | Lorin A. Lathrop..... C.     | California.....           | 1,500   |
| Gloucester.....              | Arnold Henry Palin, Agt.     | England.....              |         |
| Brockville, Ont.....         | C. W. Merriman..... C.       | Wisconsin.....            | 1,500   |
| Calcutta, India.....         | Robert F. Patterson..... C.  | Tennessee.....            | 5,000   |
| Akyab.....                   | William J. Davidson, Agt.    | India.....                |         |
| Bassell.....                 | W. O. Orr.....               |                           |         |
| Chitagong.....               | E. O. Anderson..... Agt.     | India.....                |         |
| Madras.....                  | Henry Scott..... Agt.        | India.....                |         |
| Moulmein.....                | F. H. Ling..... Agt.         | India.....                |         |
| Rangoon.....                 | John Young..... Agt.         | India.....                |         |
| Campbellton, N. B.....       | James S. Benedict.....       | New York.....             | Fees    |
| Bathurst.....                | Benedict C. Mullins, Agt.    | New Brunswick.....        |         |
| Cape Town, Africa.....       | C. H. Knight..... C. G.      | Cape Town.....            | 3,000   |
| Durban, Natal.....           | A. H. Rennie..... Agt.       | New Brunswick.....        |         |
| East London.....             | William H. Fuller..... Agt.  | Cape Colony.....          |         |
| Kimberley.....               | Gardner Williams..... Agt.   | Cape Colony.....          |         |
| Port Elizabeth.....          | John A. Chaband..... Agt.    | Cape Colony.....          |         |
| Cardiff, Wales.....          | Daniel T. Phillips..... C.   | Illinois.....             | 2,000   |
| Newport.....                 | William E. Heard..... Agt.   | Wales.....                |         |
| Ceylon, India.....           | William Morey.....           | Maine.....                | 1,500   |
| Point de Galle.....          | E. Bretscher..... Agt.       | Ceylon.....               |         |
| Charlottetown, P. E. I.....  | Delmar J. Vall.....          | Vermont.....              | 1,500   |
| Alberton.....                | Albert Glidden..... Agt.     | Prince Edward Island..... |         |
| Georgetown.....              | A. J. McDonald..... Agt.     | Prince Edward Island..... |         |
| Souris.....                  | Caleb C. Carlton..... Agt.   | Prince Edward Island..... |         |
| Summerside.....              | Richard Hunt..... Agt.       | Prince Edward Island..... |         |
| Chatham, Ont.....            | C. E. Monteith.....          | Idaho.....                | 2,000   |
| Chaudiere Junction, Ont..... | J. M. Rosse..... C. A.       | New York.....             | Fees    |
| Coticouche, Que.....         | J. H. Johnson.....           | Texas.....                | 1,500   |
| Hereford.....                | John R. Nichols..... Agt.    | Canada.....               |         |
| Laneboro.....                | Hoel S. Beebe..... Agt.      | Canada.....               |         |
| Stanstead.....               | B. F. Butterfield..... Agt.  | Vermont.....              |         |
| Collingwood, Ont.....        | William Small.....           | District of Columbia..... | 2,000   |
| Barrie.....                  | A. E. H. Creswicke..... Agt. | Canada.....               |         |
| Owen Sound.....              | Wm. T. Robertson..... Agt.   | Canada.....               |         |
| Parry Sound.....             | Walter R. Foot..... Agt.     | Canada.....               |         |
| Wlarton.....                 | J. H. Tibando.....           | Canada.....               |         |
| Cork (Queenstown).....       | Daniel Swiney.....           | Ohio.....                 | 2,000   |
| Waterford.....               | Wm. H. Farrell..... Agt.     | Ireland.....              |         |
| Dawson City, N. W. T.....    | J. C. McCook.....            | Pennsylvania.....         | 3,000   |
| Demerara, Guiana.....        | G. H. Moulton.....           | Colorado.....             | 3,000   |
| Cayenne, E. A.....           | E. A. L. Lalanne..... Agt.   | Guiana.....               |         |
| Paramaribo.....              | Arthur Deyo..... Agt.        | New York.....             |         |
| Dublin, Ireland.....         | J. Wilbour.....              | Rhode Island.....         | 2,000   |
| Athlone.....                 | John Burgess..... Agt.       | Ireland.....              |         |
| Limerick.....                | Edmund Ludlow..... Agt.      | Ireland.....              |         |
| Dundee, Scotland.....        | John C. Higgins.....         | Delaware.....             | 2,500   |
| Aberdeen.....                | Andrew Murray..... Agt.      | Scotland.....             |         |
| Dunfermline, Scotland.....   | John N. McCunn.....          | Wisconsin.....            | 2,000   |
| Kirkcaldy.....               | Andrew Innes..... Agt.       | Scotland.....             |         |
| Edinburgh.....               | R. Fleming.....              | Ohio.....                 | 2,500   |
| Galashiels.....              | John Staker..... Agt.        | Scotland.....             |         |
| Falmouth, England.....       | Howard Fox.....              | England.....              | Fees    |
| Scilly Islands.....          | John Banfield, Jr..... Agt.  | England.....              |         |
| Fort Erie, Ont.....          | Ossian Bedell.....           | New York.....             | 1,500   |
| Gaspe Basin, Que.....        | Almar F. Dickson.....        | Massachusetts.....        | 1,000   |
| Paspebiac.....               | Daniel Blisson..... Agt.     | Canada.....               |         |
| Gibraltar, Spain.....        | Richard L. Sprague.....      | Massachusetts.....        | 1,500   |
| Glasgow, Scotland.....       | Samuel M. Taylor.....        | Ohio.....                 | 3,000   |
| Greenock.....                | James A. Love..... Agt.      | Scotland.....             |         |
| Troon.....                   | Peter H. Waddell..... Agt.   | Scotland.....             |         |
| Goderich, Ont.....           | Robert S. Chilton.....       | District of Columbia..... | 1,500   |
| Clinton.....                 | A. O. Pattison..... Agt.     | Canada.....               |         |
| Guelph, Ont.....             | Charles N. Daly.....         | New Jersey.....           | 1,500   |
| Halifax, N. S.....           | John G. Foster.....          | Vermont.....              | 3,500   |
| Bridgewater.....             | William H. Owen..... Agt.    | Nova Scotia.....          |         |
| Liverpool.....               | Jason M. Mack..... Agt.      | Nova Scotia.....          |         |
| Lunenburg.....               | Daniel M. Owen..... Agt.     | Nova Scotia.....          |         |
| Hamilton, Bermuda.....       | W. M. Greene.....            | Rhode Island.....         | 2,000   |
| Hamilton, Ont.....           | James M. Shepard.....        | Michigan.....             | 2,000   |
| Brantford.....               | Arthur C. Hardy..... Agt.    | Canada.....               |         |
| Galt.....                    | J. Ryerson.....              | Canada.....               |         |
| Paris.....                   | Wm. W. Hume..... Agt.        | Canada.....               |         |

## UNITED STATES CONSULAR SERVICE.—CONTINUED.

| PLACE.                          | Name.                        | Appointed from.           | Salary. |
|---------------------------------|------------------------------|---------------------------|---------|
| Hobart, Tasmania.....           | Alexander G. Webster.....    | Tasmania.....             | Fees    |
| Launceston.....                 | Lindsay Tullock..... Agt.    | Tasmania.....             |         |
| Hongkong, China.....            | William Rublee..... Agt.     | Wisconsin.....            | \$5,000 |
| Huddersfield, England.....      | B. F. Stone.....             | Ohio.....                 | 2,500   |
| Hull, England.....              | William P. Smyth.....        | Missouri.....             | 1,500   |
| Kingston, Jamaica.....          | Ethelbert Watts.....         | Pennsylvania.....         | 3,000   |
| Black River.....                | C. M. Farquharson..... Agt.  | Jamaica.....              |         |
| Montego Bay.....                | G. L. P. Corinaidi..... Agt. | Jamaica.....              |         |
| Port Morant.....                | C. C. Langlois..... Agt.     | Jamaica.....              |         |
| Port Maria.....                 | R. R. Baker.....             | Maryland.....             |         |
| St. Ann's Bay.....              |                              |                           |         |
| Savannah-la-Mar.....            | Ch. S. Farquharson..... Agt. | Jamaica.....              |         |
| Kingston, Ont.....              | Marshall H. Twitchell.....   | Louisiana.....            | 1,500   |
| Leeds, England.....             | Lewis Dexter.....            | Rhode Island.....         | 2,000   |
| Liverpool, England.....         | James Boyle.....             | Ohio.....                 | 5,000   |
| Holyhead.....                   | Richard D. Roberts..... Agt. | England.....              |         |
| St. Helen's.....                | John Hammill..... Agt.       | England.....              |         |
| London, England.....            | William M. Osborne.....      | Massachusetts.....        | 5,000   |
| Dover.....                      | F. W. Prescott..... Agt.     | England.....              |         |
| London, Ont.....                | H. S. Culvert.....           | Ohio.....                 | 2,000   |
| Malta (island).....             | J. H. Grout, Jr.....         | Massachusetts.....        | 1,500   |
| Manchester, England.....        | William F. Grinnell.....     | New York.....             | 3,000   |
| Melbourne, Australia.....       | John P. Bray.....            | North Dakota.....         | 4,500   |
| Adelaide.....                   | Charles A. Murphy..... Agt.  | South Australia.....      |         |
| Freemantle.....                 | A. D. Allan..... Agt.        | West Australia.....       |         |
| Moncton, N. B.....              | G. Beutelspacher.....        | Ohio.....                 | Fees    |
| Newcastle.....                  | R. B. Call..... Agt.         | New Brunswick.....        |         |
| Richibucto.....                 | G. V. McInerney..... Agt.    | New Brunswick.....        |         |
| Montreal, Que.....              | John L. Bittinger.....       | Missouri.....             | 4,000   |
| Coteau.....                     | Thomas Stapleton..... Agt.   | Canada.....               |         |
| Grenville.....                  | Alex. Pridham..... Agt.      | Canada.....               |         |
| Hemmingford.....                | W. W. Wark..... Agt.         | Canada.....               |         |
| Huntingdon.....                 | John Dineen..... Agt.        | Canada.....               |         |
| Nassau.....                     | Thomas J. McLain.....        | Ohio.....                 | 2,000   |
| Albert Town.....                | J. G. Maura..... Agt.        | Bahamas.....              |         |
| Dunmore Town.....               | N. E. B. Munro..... Agt.     | Bahamas.....              |         |
| Governor's Harbor.....          | Abner W. Griffin..... Agt.   | Bahamas.....              |         |
| Green Turtle Cay.....           | Edward W. Bethel..... Agt.   | Bahamas.....              |         |
| Mathewtown.....                 | Daniel D. Sargent..... Agt.  | Bahamas.....              |         |
| Newcastle-on-Tyne, England..... | Horace W. Metcalf.....       | Maine.....                | 2,000   |
| Carlisle.....                   | T. S. Strong..... Agt.       | England.....              |         |
| W. Hartlepool.....              | Hans C. Nielsen..... Agt.    | England.....              |         |
| Sunderland.....                 | Thos. A. Horan..... Agt.     | England.....              |         |
| Newcastle, N. S. W.....         | F. W. Goding.....            | Illinois.....             | Fees    |
| Brisbane.....                   | Wm. J. Weatherill..... Agt.  | Queensland.....           |         |
| Townsville.....                 | John H. Rogers..... Agt.     | Queensland.....           |         |
| Niagara Falls, Ont.....         | H. W. Brush.....             | New York.....             | 1,500   |
| St. Catharines.....             | L. H. Collard..... Agt.      | Ontario.....              |         |
| Nottingham, England.....        | S. C. McFarland.....         | Iowa.....                 | 2,500   |
| Derby.....                      | Chas. K. Eddowes..... Agt.   | England.....              |         |
| Leicester.....                  | S. S. Partridge..... Agt.    | England.....              |         |
| Orillia, Ont.....               | E. A. Wakefield.....         | Maine.....                | Fees    |
| Midland.....                    | R. F. White..... Agt.        | Canada.....               |         |
| North Bay, Nipissing.....       | Daniel J. McKeown..... Agt.  | Canada.....               |         |
| Sudbury.....                    |                              |                           |         |
| Ottawa, Ont.....                | Charles E. Turner.....       | Connecticut.....          | 3,500   |
| Arnprior.....                   | Arthur Burwash.....          | Canada.....               |         |
| Plymouth, England.....          | Joseph G. Stephens.....      | Indiana.....              | Fees    |
| Dartmouth.....                  | Jasper Bartlett..... Agt.    | England.....              |         |
| Guernsey.....                   | William Carey..... Agt.      | England.....              |         |
| Jersey.....                     | E. B. Renouf..... Agt.       | Jersey.....               |         |
| Port Antonio, Jamaica.....      | N. R. Snyder.....            | Pennsylvania.....         | Fees    |
| Port Hope, Ont.....             | Larry P. Dill.....           | Maine.....                | 1,500   |
| Lindsay.....                    | J. M. Knowlson.....          | Canada.....               | 1,500   |
| Peterborough.....               | Frank J. Bell..... Agt.      | Canada.....               |         |
| Port Louis, Mauritius.....      | John P. Campbell.....        | California.....           | 2,000   |
| Port Rowan, Ont.....            | George B. Kilmaster.....     | Michigan.....             | Fees    |
| Port Sarnia, Ont.....           | Neal McMillan.....           | Michigan.....             | 1,500   |
| Port Stanley, F. I.....         | John E. Rowen.....           | Iowa.....                 | 1,500   |
| Prescott, Ont.....              | George B. Anderson.....      | District of Columbia..... | 1,500   |
| Quebec.....                     | William W. Henry.....        | Vermont.....              | 2,500   |
| Rimouski, Quebec.....           | C. A. Boardman.....          | Maine.....                | Fees    |
| Riviere du Loup.....            | Thomas Crochet..... Agt.     | Canada.....               |         |
| St. Christopher, W. I.....      | Joseph Haven.....            | Illinois.....             | Fees    |
| Nevis.....                      | Charles C. Greaves..... Agt. | St. Christopher.....      |         |
| St. George's, Bermuda.....      |                              |                           | Fees    |
| St. Helena (island).....        | R. P. Pooley.....            | New York.....             | 1,500   |
| St. Hyacinthe, Que.....         | J. M. Authier.....           | Rhode Island.....         | Fees    |
| Sorel.....                      | Isale Sylvestre..... Agt.    | Canada.....               |         |
| Waterloo.....                   | Charles M. Eastman.....      | Vermont.....              |         |



## UNITED STATES CONSULAR SERVICE.—CONTINUED.

| PLACE.                     | Name.                    | Appointed from.       | Salary. |
|----------------------------|--------------------------|-----------------------|---------|
| St. John, N. B.            | Ira B. Myers.            | Indiana.              | \$2,000 |
| Campobello Island          | John I. Alexander. Agt.  | New Brunswick         |         |
| Fredericton                | James T. Sharkey. Agt.   | New Brunswick         |         |
| Grand Manan                | William A. Fraser. Agt.  | New Brunswick         |         |
| St. George.                | Ed. Milliken. Agt.       | New Brunswick         |         |
| St. John's, N. F.          |                          |                       | 1,500   |
| St. John's, Que.           | Charles Deal.            | New York.             | 1,500   |
| Farnham                    |                          |                       |         |
| Lacolle.                   |                          |                       |         |
| St. Stephen, N. B.         | Charles A. McCullough.   | Maine.                | 1,500   |
| St. Andrew.                | George H. Stickney. Agt. | New Brunswick.        |         |
| St. Thomas, Ont.           | M. J. Burke.             | Illinois              | 2,000   |
| Courtright.                | F. W. Baby. Agt.         |                       |         |
| Sault Ste. Marie, Ont.     | G. W. Shotts.            | Michigan              | Fees    |
| Sheffield, England         | Church How.              | Nebraska              | 2,500   |
| Barnsley.                  | Robert D. Maddison. Agt. | England.              |         |
| Sherbrooke, Que.           | Paul Lang.               | New Hampshire         | 2,000   |
| Cookshire                  | W. F. Given. Agt.        | District of Columbia. |         |
| Megantic.                  | H. W. Albro. Agt.        | Quebec                |         |
| Sierra Leone, Africa       | J. T. Williams.          | North Carolina.       | 1,500   |
| Singapore, S. S.           | Oscar F. Williams.       | New York.             | 3,000   |
| Penang                     | Otto Schule. Agt.        | Straits Settlements.  |         |
| Southampton, England.      | J. E. Hopley.            | Ohio                  | 2,500   |
| Portsmouth                 | W. J. Main.              | England.              |         |
| Weymouth.                  | A. C. Higgs.             | England.              |         |
| Stanbridge, Que.           | F. S. S. Johnson.        | New Jersey.           | Fees    |
| Clarenceville              | E. C. Taylor. Agt.       | Canada                |         |
| Frelighsburg.              | A. H. Holden. Agt.       | Quebec                |         |
| Sutton.                    | F. A. Olmstead.          | Canada                |         |
| Stratford, Ont.            | A. G. Seyfert.           | West Virginia.        | 1,500   |
| Palmerston                 | R. A. Shea.              | Canada                |         |
| Suva, Fiji Islands.        | Alexander B. Joske.      | Fiji.                 | Fees    |
| Swansea.                   | Griffith W. Frees.       | Wisconsin             | 2,500   |
| Llanelli.                  | W. Bowen. Agt.           | Wales.                |         |
| Milford Haven.             | G. S. Kelway. Agt.       | Wales.                |         |
| Sydney, N. S.              | George N. West.          | District of Columbia. | 1,500   |
| Arichat.                   | S. Binot. Agt.           | Nova Scotia           |         |
| Cape Canso.                | Alfred W. Hart. Agt.     | Nova Scotia           |         |
| Louisburg.                 | H. C. V. LeVatte. Agt.   | Nova Scotia           |         |
| Pictou.                    | John R. Davies.          | Nova Scotia           |         |
| Port Hawksbury & Mulgrave. | Alexander Bain. Agt.     | Nova Scotia           |         |
| Pugwash and Wallace.       | Conrad W. Morris. Agt.   | Nova Scotia           |         |
| Sydney, N. S. W.           | O. H. Baker.             | Iowa                  | 2,000   |
| Norfolk Island.            | Isaac Robinson. Agt.     | New South Wales.      |         |
| Three Rivers, Que.         | Urban J. Ledoux.         | Maine                 | 1,500   |
| Arthabaska                 | Arthur Poitras. Agt.     | Quebec                |         |
| Toronto, Ont.              | William L. Sewell.       | Ohio                  | 2,000   |
| Oshawa.                    | W. P. Stericker. Agt.    | Ontario               |         |
| Trinidad, W. I.            | Alvin Smith.             | Ohio                  | 2,000   |
| Grenada.                   | P. J. Dean. Agt.         |                       |         |
| Scarborough.               |                          |                       |         |
| Tunstall, England.         | Wm. Harrison Bradley.    | Illinois              | 2,500   |
| Turks Island, W. I.        |                          |                       | Fees    |
| Cockburn Harbor.           | Cleophas H. Dunham. Agt. | Turks Island          |         |
| Salt Cay.                  | Daniel F. Harriott. Agt. | Turks Island          |         |
| Vancouver, B. C.           | L. Edwin Dudley.         | Massachusetts.        | 2,000   |
| Rossland.                  | John Jackson.            | Montana.              |         |
| Cumberland.                | George W. Clinton. Agt.  | British Columbia.     |         |
| Nelson.                    | Emmett C. Brown.         | Maryland.             |         |
| Victoria, B. C.            | Abraham E. Smith.        | Illinois              | 2,500   |
| Chemainus                  | J. S. Gibbon. Agt.       | Alabama.              |         |
| Nanaimo.                   | G. S. Schetky.           | New York.             |         |
| Wallaceburgh, Ont.         | Isaac G. Worden.         | Michigan              | 1,500   |
| Windsor, N. S.             | J. T. Hoke.              | West Virginia         | 1,000   |
| Cheverle.                  | J. G. Burgess. Agt.      | Nova Scotia           |         |
| Kingsport.                 | A. F. Borden. Agt.       | Nova Scotia           |         |
| Farrsboro.                 | L. H. Hoke. Agt.         | Nova Scotia           |         |
| River Hebert.              | William Moffat. Agt.     | Nova Scotia           |         |
| Windsor, Ont.              | H. C. Morris.            | Michigan              | 1,500   |
| Winnipeg, Man.             | W. H. N. Graham.         | Indiana.              | 1,500   |
| Deloraine.                 | Albert M. Herron. Agt.   | Manitoba.             |         |
| Emerson.                   | Duncan McArthur. Agt.    | Manitoba.             |         |
| Fort William, Ont.         | C. W. Jarvis. Agt.       | Ontario.              |         |
| Gretna.                    | Enoch Winkler. Agt.      | Manitoba.             |         |
| Lethbridge.                | F. W. Downer. Agt.       | Montana.              |         |
| North Portal, Assinibola.  | W. H. Dorsey. Agt.       | Assinibola.           |         |
| Bat Portage, Ont.          | George E. Frisbie. Agt.  | Manitoba.             |         |
| Woodstock, N. B.           | Frank C. Denison.        | Vermont.              | 1,500   |
| Edmunston.                 | J. Adolphe Guy. Agt.     |                       |         |
| Yarmouth, N. S.            | Martin J. Carter.        | Maine.                | 1,500   |

## UNITED STATES CONSULAR SERVICE.—CONTINUED.

| PLACE.                            | Name.                      | Appointed from.           | Salary. |
|-----------------------------------|----------------------------|---------------------------|---------|
| Annapolis.....                    | Jacob M. Owen.....         | Agt. Nova Scotia.....     |         |
| Barrington.....                   | T. W. Robertson.....       | Agt. Nova Scotia.....     |         |
| Digby.....                        | William B. Stewart.....    | Agt. Nova Scotia.....     |         |
| Shelburne.....                    | T. Howland White.....      | Agt. Nova Scotia.....     |         |
| GREECE—Athens.....                | D. E. McGinley.....        | Agt. Wisconsin.....       | \$2,500 |
| Piræus.....                       | M. T. Sourmely.....        | Agt. Greece.....          |         |
| Patras.....                       | F. W. Jackson.....         | Pennsylvania.....         | 1,000   |
| GUATEMALA—Guatemala.....          | J. C. McNally.....         | Pennsylvania.....         | 2,000   |
| Champerico.....                   | William A. Fitzgerald..... | Michigan.....             |         |
| Livingston.....                   | Edward Reed.....           | California.....           |         |
| Ocos.....                         | Sammel Wolford.....        | California.....           |         |
| Quezaltenango.....                | G. A. Morrill.....         | Agt. United States.....   |         |
| HAITI—Cape Haitien.....           | Royce R. Vair.....         | Agt. Florida.....         | 1,000   |
| Gonaïves.....                     | L. W. Livingston.....      | Massachusetts.....        |         |
| Port au Prince.....               | J. W. Woel.....            | Haiti.....                |         |
| Aux Cayes.....                    | Carl A. Begg.....          | Agt. Haiti.....           |         |
| Jacmel.....                       | John B. Terres.....        | Haiti.....                |         |
| Jeremie.....                      | Henry E. Roberts.....      | Agt. Haiti.....           |         |
| Miragoane.....                    | Hugo Jensen.....           | Germany.....              |         |
| Petit Goave.....                  | L. Treband Rouzier.....    | Agt. Haiti.....           |         |
| St. Marc.....                     | Emil Goldenberg.....       | Agt. Haiti.....           |         |
| HONDURAS—Tegucigalpa.....         | L. Kammeyer.....           | Agt. Haiti.....           |         |
| Amapala.....                      | Charles Miot.....          | Agt. Haiti.....           |         |
| Celba.....                        | F. H. Allison.....         | New York.....             | 2,000   |
| Puerto Cortez.....                | William Heyden.....        | Agt. Honduras.....        |         |
| San Juanico.....                  | V. C. Reynolds.....        | Agt. Louisiana.....       |         |
| San Pedro Sula.....               | William E. Alger.....      | Agt. Massachusetts.....   |         |
| Truxillo.....                     | E. E. Dickason.....        | Agt. Texas.....           |         |
| Utiila.....                       | J. M. Mitchell, Jr.....    | Agt. Pennsylvania.....    |         |
| Bonacca.....                      | J. P. Glynn.....           | Agt. Louisiana.....       |         |
| Ruatan.....                       | B. Johnston.....           | Agt. Iowa.....            | 1,000   |
| ITALY—Castellamare di Stabia..... | William Bayly.....         | Agt. Honduras.....        |         |
| Capri.....                        | David Warren.....          | Honduras.....             |         |
| Catania.....                      | C. S. Crownshield.....     | District of Columbia..... | 1,500   |
| Florence.....                     | T. S. Jerome.....          | Agt. Michigan.....        |         |
| Bologna.....                      | A. Heingartner.....        | Ohio.....                 | 1,500   |
| Genoa.....                        | E. C. Cramer.....          | Wisconsin.....            | 1,500   |
| San Remo.....                     | Carlo Gardini.....         | Agt. Italy.....           |         |
| Leghorn.....                      | James Fletcher.....        | Iowa.....                 | 1,500   |
| Carrara.....                      | Albert Ameglio.....        | Agt. Italy.....           |         |
| Messina.....                      | James A. Smith.....        | Vermont.....              | 1,500   |
| Reggio, Calabria.....             | Ulisse Boccacci.....       | Agt. Italy.....           |         |
| Milan.....                        | Charles M. Caughy.....     | Maryland.....             | 1,500   |
| Naples.....                       | Carlo Celesti.....         | Agt. Italy.....           |         |
| Barl.....                         | William Jarvis.....        | New Hampshire.....        | 2,000   |
| Palermo.....                      | A. Homer Byington.....     | Connecticut.....          | 2,000   |
| Carlini.....                      | Nicholas Schuck.....       | Agt. Italy.....           |         |
| Girgenti.....                     | Tomaso del Giudice.....    | Agt. Italy.....           |         |
| Licata.....                       | James Johnson.....         | New Jersey.....           | 2,000   |
| Trapani.....                      | F. Crocchiolo.....         | Agt. Italy.....           |         |
| Rome.....                         | Francis Ciotta.....        | Agt. Italy.....           |         |
| Ancona.....                       | Arthur Verderame.....      | Agt. Italy.....           |         |
| Cagliari.....                     | C. Serraino.....           | Agt. Italy.....           |         |
| Civita Vecchia.....               | Hector de Castro.....      | Agt. New York.....        | 3,000   |
| Turin.....                        | A. P. Tomassini.....       | Agt. Italy.....           |         |
| Venice.....                       | Alphonse Dol.....          | Agt. Italy.....           |         |
| JAPAN—Nagasaki.....               | Gustav Marsanick.....      | Agt. Italy.....           |         |
| Tamsui, Formosa.....              | Pietro Cuneo.....          | Ohio.....                 | 1,000   |
| Osaka and Hiogo (Kobe).....       | Henry A. Johnson.....      | District of Columbia..... | 1,500   |
| Yokohama.....                     | Charles B. Harris.....     | Indiana.....              | 3,000   |
| KOREA—Seoul.....                  | James W. Davidson.....     | Agt. United States.....   |         |
| LIBERIA—Monrovia.....             | Samuel S. Lyon.....        | New Jersey.....           | 3,000   |
| MASKAT—Maskat.....                | E. C. Bellows.....         | Washington.....           | 4,000   |
| MEXICO—Acapulco.....              | George Padcock.....        | New York.....             | 7,500   |
| Agua Calientes.....               | O. L. W. Smith.....        | North Carolina.....       | 4,000   |
| Chihuahua.....                    | A. Mackirdy, V. C.....     | Maskat.....               | Fees    |
| Parral.....                       | G. W. Dickinson.....       | New York.....             | 2,000   |
| Ciudad Juarez.....                | A. M. Raphall.....         | New York.....             | Fees    |
| Ciudad Portirio Diaz.....         | W. W. Mills.....           | Texas.....                | 2,000   |
| Sierra Mojada.....                | James J. Long.....         | Agt. Pennsylvania.....    |         |
| Durango.....                      | Charles W. Kindrick.....   | Louisiana.....            | 2,500   |
| Toreon.....                       | Lewis A. Martin.....       | West Virginia.....        | 2,000   |
| Ensenada.....                     | H. B. Hackley.....         | Agt. Kentucky.....        |         |
| La Paz.....                       | Charles H. Egbert.....     | Illinois.....             | 1,500   |
| San Jose.....                     | E. B. Bailey.....          | Illinois.....             | 1,000   |
| Matamoras.....                    | Abraham Kurnitzky.....     | Agt. Mexico.....          | Fees    |
| Mier.....                         | P. M. Griffith.....        | Ohio.....                 | 1,500   |
| Mazatlan.....                     | Louis Kaiser.....          | Illinois.....             | Fees    |

## UNITED STATES CONSULAR SERVICE.—CONTINUED.

| PLACE.                                   | Name.                         | Appointed from.    | Salary. |
|--|-------------------------------|--------------------|---------|
| Mexico.....                              | Andrew D. Barlow.....         | Missouri.....      | \$4,000 |
| Guadalajara.....                         | Edward B. Light..... Agt.     | Colorado.....      |         |
| Guajuato.....                            | Dwight Furness..... Agt.      | Mexico.....        |         |
| Puebla.....                              | W. Headen..... Agt.           | Texas.....         |         |
| Oaxaca.....                              | C. H. Arthur.....             | Maine.....         |         |
| Zacatecas.....                           | E. von Gehren..... Agt.       | Texas.....         |         |
| Monterey.....                            | P. C. Hanna.....              | Iowa.....          | 2,500   |
| Victoria.....                            | W. J. Storms..... Agt.        | New York.....      |         |
| Nogales.....                             | J. F. Darnall.....            |                    | 1,500   |
| Guaymas.....                             | Frank M. Crocker..... Agt.    | Iowa.....          |         |
| Nuevo Laredo.....                        |                               |                    | 2,000   |
| Progreso.....                            | Edward H. Thompson.....       | Massachusetts..... | 1,500   |
| Campeche.....                            | R. Preciat..... Agt.          | Mexico.....        |         |
| Laguna de Terminos.....                  | German Hann..... Agt.         | United States..... |         |
| Saltillo.....                            | C. B. Towle.....              | New Hampshire..... | 1,000   |
| Tampico.....                             | Samuel E. Magill.....         | Illinois.....      | 2,000   |
| San Luis Potosi.....                     | J. H. Farwell.....            | Nebraska.....      |         |
| Tuxpan.....                              |                               |                    | Fees    |
| Vera Cruz.....                           | William W. Canada.....        | Indiana.....       | 3,000   |
| Coatzacoalcos.....                       |                               |                    |         |
| Frontera.....                            | Arthur Gehm..... Agt.         | Pennsylvania.....  |         |
| MOROCCO—Tangier.....                     | S. R. Gummere.....            | New Jersey.....    | 2,000   |
| Casa Blanca.....                         | C. H. Toel..... Agt.          | Morocco.....       |         |
| Mcgador.....                             | George Broome..... Agt.       |                    |         |
| NETHERLANDS AND DOMINIONS—Amsterdam..... | F. D. Hill.....               | Minnesota.....     | 1,500   |
| Batavia, Java.....                       | B. S. Ralrden.....            | Massachusetts..... | 1,000   |
| Macassar, Celebes.....                   | Karl Auer..... Agt.           | Celebes.....       |         |
| Padang, Sumatra.....                     | C. G. Veth..... Agt.          | Sumatra.....       |         |
| Samarang.....                            | B. C. Stoker..... Agt.        | Java.....          |         |
| Serabaya.....                            | B. N. Powell..... Agt.        |                    |         |
| Curacao, W. I.....                       | E. H. Cheney.....             | New Hampshire..... | 2,000   |
| Buen Ayre.....                           | G. W. Hellmund..... Agt.      | Curacao.....       |         |
| Rotterdam.....                           | Soren Listoe.....             | Minnesota.....     | 2,500   |
| Flushing.....                            | C. F. Auer..... Agt.          | Netherlands.....   |         |
| Schiedam.....                            |                               |                    |         |
| St. Martin, W. I.....                    | Diederick C. Van Romondt..... | St. Martin.....    | Fees    |
| St. Eustatius.....                       | J. G. C. Every..... Agt.      |                    |         |
| NICARAGUA—Managua.....                   | Chester Donaldson.....        | New York.....      | 2,000   |
| Corinto.....                             | Henry Palazzo..... Agt.       | Nicaragua.....     |         |
| Matagalpa.....                           | I. A. Manning..... Agt.       | Indiana.....       |         |
| San Juan del Sur.....                    | Charles Holmann..... Agt.     | Nicaragua.....     |         |
| San Juan del Norte.....                  | W. B. Sorsby.....             | Mississippi.....   | 2,500   |
| Bluefields.....                          | P. E. Coyle..... Agt.         | Pennsylvania.....  |         |
| PARAGUAY—Asuncion.....                   | John N. Ruffin.....           | Tennessee.....     | 1,500   |
| PERIA—Teheran.....                       | John Tyler.....               | Persia.....        | 5,000   |
| PERU—Callao.....                         | William B. Dickey.....        | Louisiana.....     | 3,500   |
| Chilayo.....                             | Theo. Stechmann..... Agt.     | Germany.....       |         |
| Mollendo.....                            | Enrique Meier..... Agt.       |                    |         |
| Paiza.....                               | Louis Bloeker..... Agt.       | Peru.....          |         |
| Salaverry.....                           | G. W. Chase..... Agt.         | Maine.....         |         |
| Tumbez.....                              | William Baldini..... Agt.     | Peru.....          |         |
| PORTUGAL AND DOMINIONS—                  |                               |                    |         |
| Funchal, Madeira.....                    | Thomas C. Jones.....          | Kentucky.....      | 1,500   |
| Lisbon.....                              | J. H. Thierlot.....           | New York.....      | Fees    |
| Brava, C. V. I.....                      | J. J. Nunes.....              | C. V. I.....       |         |
| Faro.....                                | F. J. Tavares..... Agt.       | Portugal.....      |         |
| Oporto.....                              | William Stuve..... Agt.       | Portugal.....      |         |
| Setubal.....                             | Joaquin T. O'Neil..... Agt.   | Portugal.....      |         |
| Beira.....                               | A. L. Kidd.....               | Azores.....        |         |
| Lourenco Marquez.....                    | W. S. Hollis..... Agt.        | Massachusetts..... |         |
| St. Michael's, Azores.....               | G. H. Pickerell.....          | Ohio.....          | 1,500   |
| Fayal.....                               | M. Benarus..... Agt.          | Azores.....        |         |
| Flores.....                              | James Mackay..... Agt.        | Azores.....        |         |
| San Jorge.....                           | Joaquin J. Cardozo..... Agt.  | Azores.....        |         |
| Terceira.....                            | Henrique de Castro..... Agt.  | Azores.....        |         |
| St. Vincent.....                         | J. B. Guimaraes..... Agt.     |                    |         |
| ROMANIA—Bucharest.....                   | W. G. Boxshall.....           | Roumania.....      | 6,500   |
| RUSSIA—Batum.....                        | James C. Chambers.....        | New York.....      | Fees    |
| Helsingfors.....                         | Victor Elk..... V. C.         | Russia.....        | Fees    |
| Abo.....                                 | Victor Forsellus.....         | Russia.....        |         |
| Wiborg.....                              | C. Edwin Ekstrom..... Agt.    | Russia.....        |         |
| Moscow.....                              | Samuel Smith.....             | New Jersey.....    | Fees    |
| Odessa.....                              | Thomas E. Heenan.....         | Minnesota.....     | 2,000   |
| Rostoff and Taganrog.....                | Wm. R. Martin, Act'g Agt.     | Russia.....        |         |
| Riga.....                                | Niels P. A. Bornbldt.....     | Russia.....        | Fees    |
| St. Petersburg.....                      | William R. Holloway.....      | Indiana.....       | 3,000   |
| Cronstadt.....                           | Peter Wligus..... Agt.        | Russia.....        |         |
| Libau.....                               | Hugo Smit..... Agt.           | Russia.....        |         |
| Revel.....                               | Edmund Von Glehn, Agt.        | Russia.....        |         |

## UNITED STATES CONSULAR SERVICE.—CONTINUED.

| PLACE.                         | Name.                         | Appointed from.           | Salary. |
|--------------------------------|-------------------------------|---------------------------|---------|
| Vladivostok.....               | R. T. Greener.....            | New York.....             | \$2,500 |
| Warsaw.....                    |                               |                           | Fees    |
| SALVADOR—San Salvador.....     | John Jenkins.....             | Nebraska.....             | 2,000   |
| Acajutla.....                  | John Stuart.....              |                           |         |
| La Libertad.....               | F. J. Charlalx..... Agt.      | Salvador.....             |         |
| La Union.....                  | S. F. Lord..... Agt.          | California.....           |         |
| SERVIA—Belgrade.....           | C. Vogell.....                | Servia.....               | 6,500   |
| SIAM—Bangkok.....              | H. King.....                  | Michigan.....             | 5,000   |
| SOUTH AFRICAN REPUBLIC—        |                               |                           |         |
| Pretoria.....                  | Wm. D. Gordon, Acting C.      | New Hampshire.....        | 2,000   |
| Bloemfontein, O. F. S.....     | Alfred Elliott..... Agt.      |                           |         |
| Johannesburg.....              | W. D. Gordon..... Agt.        | New York.....             |         |
| SPAIN AND DOM.—Alicante        |                               |                           | Fees    |
| Do.....                        |                               |                           |         |
| Barcelona.....                 | Julius G. Lay..... C. G.      | District of Columbia..... | 3,000   |
| Bilbao.....                    | Carlos Yensen..... Agt.       | Spain.....                |         |
| Gijon.....                     |                               |                           |         |
| San Felix de Guixols.....      | Francis Esteva..... Agt.      | Louisiana.....            |         |
| Santander.....                 | Faustino Adriozaola..... Agt. | Spain.....                |         |
| Tarragona.....                 | Louis J. Agostini..... Agt.   | California.....           |         |
| Cadiz.....                     | J. H. Carroll..... C.         | Maryland.....             | 1,500   |
| Alicetas.....                  |                               |                           |         |
| Huelva.....                    | William J. Alcock..... Agt.   | Spain.....                |         |
| Jeres de la Frontera.....      | Claes L. Nilson..... Agt.     | Spain.....                |         |
| Port St. Mary's.....           | George M. Daniel..... Agt.    | Spain.....                |         |
| Seville.....                   | Walter Saberton..... Agt.     | New York.....             |         |
| Carthage.....                  | Joseph Bowron..... C.         | Spain.....                | Fees    |
| Corunna.....                   | Julio Harmony..... C.         | New York.....             | Fees    |
| Vigo.....                      | Enrique Mulder..... Agt.      | Spain.....                |         |
| Madrid.....                    | Dean R. Wood..... V. C.       | New York.....             | Fees    |
| Malaga.....                    | Benjamin H. Ridgely..... C.   | Kentucky.....             | 1,500   |
| Almeria Malaga.....            | Algar E. Carleton..... Agt.   | Vermont.....              |         |
| Teneriffe, Canary Islands..... | Solomon Berliner..... C.      | New York.....             | Fees    |
| Grand Canary.....              | Peter Swanston..... Agt.      | Canary Islands.....       |         |
| La Palma.....                  | Mannuel Yanes..... Agt.       | Canary Islands.....       |         |
| Valencia.....                  | R. M. Bartleman..... C.       | Texas.....                | 1,500   |
| Denia.....                     | Joseph R. Morand..... Agt.    | Spain.....                |         |
| SWEDEN AND NORWAY—             |                               |                           |         |
| Bergen, Norway.....            | Victor E. Nelson.....         | California.....           | Fees    |
| Drontheim.....                 | Claus Berg..... Agt.          | Norway.....               |         |
| Stavanger.....                 | C. F. Falck..... Agt.         | Norway.....               |         |
| Christiania, Norway.....       | Henry Bordewich.....          | Minnesota.....            | 1,500   |
| Arendal.....                   | Christian Eyde..... Agt.      | Norway.....               |         |
| Christiansand.....             | Berne Reinhardt..... Agt.     | Norway.....               |         |
| Gothenburg, Sweden.....        | R. S. S. Bergh.....           | North Dakota.....         | 1,500   |
| Helsingborg.....               | Lars Virgin..... Agt.         | Sweden.....               |         |
| Malmö.....                     | Peter M. Flensburg..... Agt.  | Sweden.....               |         |
| Stockholm, Sweden.....         | Joseph Muir.....              | New York.....             | 1,500   |
| Sundsval.....                  | Victor Svensson..... Agt.     | Sweden.....               |         |
| SWITZERLAND—Aarau.....         | H. H. Morgan.....             | Louisiana.....            | 2,000   |
| Lucerne.....                   | J. Hartmann..... Agt.         | Switzerland.....          |         |
| Basle.....                     | George Gifford.....           | Maine.....                | 3,000   |
| Chaux-de-Fonds.....            | H. Rieckel, Jr..... Agt.      |                           |         |
| Bern.....                      | A. L. Frankenthal.....        | Massachusetts.....        | 2,000   |
| Geneva.....                    | H. L. Washington.....         | District of Columbia..... | 1,500   |
| Vevey.....                     | William Cupnod..... Agt.      | Switzerland.....          |         |
| St. Gall.....                  | J. I. McCallum.....           | District of Columbia..... | 3,000   |
| Zurich.....                    | Adam Lieberknecht.....        | Illinois.....             | 2,900   |
| Winterthur.....                | Heinrich Langsdorf..... Agt.  | Switzerland.....          |         |
| TONGA—Nukualofa.....           | L. W. Osborn.....             | Nebraska.....             |         |
| TURKEY AND DOMINIONS—          |                               |                           |         |
| Alexandretta.....              | W. R. Davis.....              | Ohio.....                 | 1,500   |
| Aleppo.....                    | Frederick Poche..... Agt.     | Syria.....                |         |
| Mersine.....                   | Richard Viterbo..... Agt.     | Turkey.....               |         |
| Bagdad.....                    |                               |                           | Fees    |
| Hassorah.....                  | James Hamilton..... Agt.      | Great Britain.....        |         |
| Beirut, Syria.....             | G. B. Ravnal.....             | South Dakota.....         | 2,000   |
| Damascus.....                  | Nasif Meshaka..... Agt.       | Syria.....                |         |
| Haifa.....                     | Gottlieb Schumacher..... Agt. | Syria.....                |         |
| Cairo, Egypt.....              | John G. Long..... D. C. G.    | Florida.....              | 5,000   |
| Alexandria.....                | James Hewat..... Agt.         | Egypt.....                |         |
| Assiout.....                   | B. W. Khayat..... Agt.        | Egypt.....                |         |
| Kench.....                     | Abdel K. MeElammari..... Agt. | Egypt.....                |         |
| Luxor.....                     | Aly Mourad..... Agt.          | Egypt.....                |         |
| Mansourah.....                 | Ibrahim Daoud..... Agt.       | Egypt.....                |         |
| Port Said.....                 | Harry Broadbent..... Agt.     | Egypt.....                |         |
| Suez.....                      | Alfred W. Haydn..... Agt.     | Egypt.....                |         |
| Constantinople.....            | Charles M. Dickinson.....     | New York.....             | 3,000   |
| Dardanelles.....               | Frank Calvert..... Agt.       | Turkey.....               |         |
| Salonika.....                  | Pieroles H. Lazzaro..... Agt. | Turkey.....               |         |
| Erzerum, Armenia.....          | Leo A. Bergholz.....          | New York.....             | 2,000   |

## UNITED STATES CONSULAR SERVICE.—CONTINUED.

| PLACE.                   | Name.                    | Appointed from.    | Salary. |
|--------------------------|--------------------------|--------------------|---------|
| Harput .....             | T. H. Norton .....       | Ohio.....          | \$1,500 |
| Jerusalem, Syria.....    | Selah Merrill .....      | Massachusetts..... | 2,500   |
| Yafa .....               | E. Hardegg .....         | Syria.....         | .....   |
| Sivas .....              | Milo A. Jewett.....      | Massachusetts..... | 1,500   |
| Samsoun.....             | G. C. Stephopoulo .....  | Turkey.....        | .....   |
| Smyrna.....              | R. W. Lane .....         | Ohio.....          | 2,500   |
| Mitylene.....            | Michael M. Fottion ..... | Turkey.....        | .....   |
| URUGUAY—Colonla.....     | Benjamin D. Manton.....  | Rhode Island.....  | Fees    |
| Montevideo.....          | Albert W. Swalm.....     | Iowa.....          | 3,000   |
| Paysandu.....            | John G. Hufnagel.....    | Maryland.....      | Fees    |
| VENEZUELA—La Guayra..... | L. Goldschmidt.....      | New Hampshire..... | 1,500   |
| Barcelona.....           | Ignacio H. Balz.....     | Venezuela.....     | .....   |
| Caracas.....             | Frederick De Sola .....  | United States..... | .....   |
| Carupano.....            | Juan A. Orsini.....      | Venezuela.....     | .....   |
| Ciudad Bolivar.....      | Robert Henderson.....    | Venezuela.....     | .....   |
| Cumana.....              | Jose G. N. Romberg.....  | Venezuela.....     | .....   |
| Maracaibo.....           | Eugene H. Plumacher..... | Tennessee.....     | 2,000   |
| Coro.....                | Josiah L. Senior.....    | Venezuela.....     | .....   |
| San Cristobal.....       | .....                    | .....              | .....   |
| Tovar.....               | W. J. N. Muche.....      | Germany.....       | .....   |
| Valera.....              | .....                    | .....              | .....   |
| Puerto Cabello.....      | L. T. Ellsworth.....     | Ohio.....          | 1,500   |
| Valencia.....            | O. H. Becker.....        | Venezuela.....     | .....   |
| ZANZIBAR—Zanzibar.....   | Charles B. Rogers.....   | Indiana.....       | 2,000   |

## - FOREIGN LEGATIONS IN THE UNITED STATES.

| COUNTRY.                | Name.                                   | Rank.                          |
|-------------------------|---|--------------------------------|
| ARGENTINE REPUBLIC..... | Senor Don Martin G. Merou .....         | E. E. and M. P.                |
| .....                   | Senor Antonio del Viso.....             | Secretary of Legation.         |
| .....                   | Lieut. Juan S. Atwell.....              | Military Attache.              |
| AUSTRIA-HUNGARY.....    | Mr. L. H. von Hengervar.....            | E. E. and M. P.                |
| .....                   | Baron Louis A. de Seden.....            | Secretary of Legation.         |
| BELGIUM.....            | Baron Ludovic Moncheur.....             | E. E. and M. P.                |
| .....                   | Mr. Charles Wauters.....                | Counselor of Legation.         |
| BOLIVIA.....            | Senor Don F. E. Guachalla.....          | E. E. and M. P.                |
| BRAZIL.....             | Mr. J. F. de Assis Brasil.....          | E. E. and M. P.                |
| .....                   | Mr. R. R. de Amaral.....                | First Secretary.               |
| CHILE.....              | .....                                   | .....                          |
| .....                   | Senor Don Eliodoro Infante.....         | First Sec., Charge d'Affaires. |
| .....                   | Senor Don M. Balmaceda.....             | Second Secretary.              |
| CHINA.....              | Mr. Wu Ting-fang.....                   | E. E. and M. P.                |
| .....                   | Mr. Shen Tung.....                      | First Secretary.               |
| .....                   | Mr. Ou Sho-tchun.....                   | Second Secretary.              |
| .....                   | Mr. Chung Mun-yew.....                  | Secretary Interpreter.         |
| COLOMBIA.....           | Senor Don Carlos M. Silva.....          | E. E. and M. P.                |
| COSTA RICA.....         | Senor Don Joaquin B. Calvo.....         | E. E. and M. P.                |
| DENMARK.....            | Mr. Constantin Brun.....                | E. E. and M. P.                |
| DOMINICAN REPUBLIC..... | Senor Don Fco. L. Vasquez.....          | Charge d'Affaires.             |
| ECUADOR.....            | Senor Don L. F. Carbo.....              | E. E. and M. P.                |
| FRANCE.....             | M. Jules Cambon.....                    | A. E. and P.                   |
| .....                   | Capt. P. Vignal.....                    | Military Attache.              |
| .....                   | M. Jules Benfve.....                    | Chancellor.                    |
| GERMANY.....            | Herr von Holleben.....                  | A. E. and P.                   |
| .....                   | Count Q. W. Isny.....                   | Counselor, First Secretary.    |
| .....                   | Count von Hacke.....                    | Second Secretary.              |
| GREAT BRITAIN.....      | Lt.-Comdr. von Rebeur-Paschwitz.....    | Attache.                       |
| .....                   | Sir J. Pauncefote, G.C.B., G.C.M.G..... | A. E. and P.                   |
| .....                   | Mr. Gerard A. Lowther.....              | Secretary of Embassy.          |
| .....                   | Mr. Percy Wyndham.....                  | Second Secretary.              |
| .....                   | Mr. H. C. Norman.....                   | Second Secretary.              |
| .....                   | Mr. D. E. M. Crackanthorpe.....         | Third Secretary.               |
| GUATEMALA.....          | Senor Don A. L. Arriaga.....            | E. E. and M. P.                |
| HAITI.....              | Mr. J. N. Leger.....                    | E. E. and M. P.                |
| ITALY.....              | .....                                   | .....                          |
| .....                   | Francesco C. di Novoli.....             | First Sec., Charge d'Affaires. |
| .....                   | Baron Carlo Allottl.....                | Second Secretary               |
| JAPAN.....              | Mr. K. Takahira.....                    | E. E. and M. P.                |
| .....                   | Mr. Midori Komatz.....                  | Second Secretary.              |
| .....                   | Mr. Durham W. Stevens.....              | Counselor of Legation.         |
| KOREA.....              | Mr. Minhui Cho.....                     | E. E. and M. P.                |
| .....                   | Mr. Hong Chong Moo.....                 | Attache.                       |
| MEXICO.....             | Senor Don Manuel de Azpizoz.....        | A. E. and P.                   |
| .....                   | Senor Don Jose F. Godoy.....            | First Secretary.               |
| MEXICO.....             | Senor Don Enrique Santibanez.....       | Second Secretary.              |
| .....                   | Senor Don Rodrigo de Azpizoz.....       | Third Secretary.               |
| NETHERLANDS.....        | Baron W. A. F. Gevers.....              | E. E. and M. P.                |
| NICARAGUA.....          | Senor Don Luis F. Corea.....            | E. E. and M. P.                |
| PARAGUAY.....           | .....                                   | .....                          |

## FOREIGN LEGATIONS IN THE UNITED STATES.—CONTINUED.

| COUNTRY.          | Name.                             | Rank.                        |
|-------------------|-----------------------------------|------------------------------|
| PERSIA.....       | Gen. Isaac Khan.....              | E. E. and M. P.              |
| PERU.....         | Mr. M. A. Calderon.....           | E. E. and M. P.              |
| PORTUGAL.....     | Viscount de Santo-Thyrso.....     | E. E. and M. P.              |
| RUSSIA.....       | Comte Cassini.....                | E. E. and P.                 |
|                   | Mr. de Wollant.....               | First Secretary.             |
|                   | Mr. Alex. Zelenoy.....            | Second Secretary.            |
| SALVADOR.....     | Senor Don R. Zaldivar.....        | E. E. and M. P.              |
| SIAM.....         | Phya Prasiddh.....                | E. E. and M. P.              |
| SPAIN.....        | Duke d'Arcos.....                 | E. E. and M. P.              |
|                   | Senor Don Juan Riano.....         | First Secretary.             |
|                   | Senor Don Luis Pastor.....        | Second Secretary.            |
|                   | Lt.-Col. Federico de Monteverde.. | Military Attache.            |
| SWEDEN AND NORWAY | Mr. A. Grip.....                  | E. E. and M. P.              |
|                   | Mr. G. V. T. de Strale.....       | Secretary of Legation.       |
| SWITZERLAND.....  | Mr. J. B. Pioda.....              | E. E. and M. P.              |
|                   | Mr. Charles L. E. Lardy.....      | Secretary of Legation.       |
| TURKEY.....       | Chekit Bey.....                   | E. E. and M. P.              |
|                   | Djelal Bey.....                   | First Secretary of Legation. |
| URUGUAY.....      | Senor Don Juan Cuestas.....       | Minister Resident.           |
| VENEZUELA.....    | Senor Don A. F. Pulido.....       | Charge d'Affaires.           |

## RARE BOOKS OF THE WORLD.

Brief list of some of the world's rare books for which record prices have been paid:

| Books.   | Price paid. | Books.  | Price paid |
|--|-------------|---|------------|
| Latin version of Psalms (Faust and Schoeffer, 1459).....           | \$26,250    | Wycliffe Translation of the Bible (1410, manuscript)..... | \$7,000    |
| Mazarin or Gutenberg-Faust Bible (1450-55).....                    | 25,000      | "Horæ Beatae Mariæ Virginis" (15th century).....          | 5,800      |
| Mazarin or Gutenberg-Faust Bible (paper).....                      | 10,000      | First Latin Bible with date (1462)....                    | 5,115      |
| Mazarin or Gutenberg-Faust Bible (ives copy).....                  | 14,800      | History of Godfrey of Bologne.....                        | 5,000      |
| Chaucer's "Canterbury Tales" (1478).....                           | 12,500      | "Speculum Vitæ Christi".....                              | 5,000      |
| The Valderfer Boccaccio (1471).....                                | 11,300      | Augustine's "De Civitate Dei".....                        | 5,000      |
| History of Jason (Caxton).....                                     | 10,500      | Scotch Chronicles (James V.'s copy).....                  | 5,000      |
| Virgil (1469-Rome).....  | 10,000      | Shakespeare, first folio (ives copy)....                  | 4,200      |
| King Arthur (Caxton-1485).....                                     | 9,750       | Works of Aristotle (Venice-1483).....                     | 4,000      |
| Petrarch's "Triumphs" (Venice-1488).....                           | 9,750       | Shakespeare, "Titus Andronicus".....                      | 3,100      |
| Histoires de Troyes (Caxton-1474).....                             | 9,100       | Smith's Virginia (1624).....                              | 3,025      |
| Shakespeare, first folio edition, 1623 (sold in London, 1901)..... | 8,600       | Eliot Bible (1460).....                                   | 2,900      |
| The Ryall Book (Caxton).....                                       | 7,750       | Burns' Poems in Scottish Dialect (1786).....              | 2,860      |
| Dictes of the Philosophers (1477).....                             | 7,500       | Book of American Tracts (1583-1657)....                   | 2,775      |
| Pilgrim's Progress, first ed., first part                          | 7,375       | Charles Lamb's "Poetry for Children" (1809).....          | 2,500      |
|  |             | Book of St. Albans (1486).....                            | 2,500      |
|  |             | Catholicon (1460).....                                    | 2,000      |
|  |             | Gray's "Ode to Poesy," Bentley designs, etc.....          | 2,000      |
|  |             | Mozarabic Missal and Breviary.....                        | 2,000      |

## DEATH OF QUEEN VICTORIA.

Victoria Alexandrina, queen of Great Britain and Ireland and empress of India, died at Osborne House, Isle of Wight, Jan. 22, 1901. She was succeeded on the throne by Albert Edward, prince of Wales, who assumed the title of Edward VII. Victoria's reign was the longest in British history, and her life, which extended over a period of 81 years and 240 days, was also longer than that of any other British sovereign. The chronological story of her career and of that of the new king follows:

Victoria born.....May 24, 1819  
 Proclaimed queen.....June 20, 1837

Crowned.....June 28, 1838  
 Married to Prince Albert.....Feb. 10, 1840  
 Death of prince consort.....Dec. 14, 1861  
 Jubilee celebrated.....1887  
 Diamond jubilee celebrated.....1897  
 Died.....Jan. 22, 1901  
 Funeral.....Feb. 1-3, 1901

Albert Edward born.....Nov. 9, 1841  
 Married Princess Alexandra.....March 10, 1863  
 Succeeded to throne.....Jan. 22, 1901  
 Took oath of allegiance.....Jan. 23, 1901  
 Proclaimed king.....Jan. 24, 1901  
 Opened his first parliament.....Feb. 14, 1901

## HEIGHT OF OCEAN WAVES.

Careful measurements made in the south Indian ocean show that the largest waves there average 29.63 feet in height. The highest on record was 37.53 feet. The Scientific American quotes the observations of William Shield during a storm at Peter-

head, England, when the wind had a velocity of from fifty to ninety miles an hour. He found that the height of the waves closely approximated 40 feet from trough to crest.

## Army of the United States.

(Corrected to Oct. 20, 1901.)

## GENERAL, DIVISION AND DEPARTMENT COMMANDERS.

## HEADQUARTERS OF THE ARMY.

Commander, Lieut.-Gen. Nelson A. Miles.  
Military Secretary, Lieut.-Col. Samuel Reber.

Aid-de-camp, Lieut.-Col. H. H. Whitney.

Aid-de-camp, Lieut.-Col. M. P. Maus.

Adjutant-general, Col. Thomas Ward.

Chief of Artillery, Col. W. F. Randolph.

**DIVISION OF THE PHILIPPINES**—Consisting of the department of northern Luzon, southern Luzon, Visayas and Mindanao and Jolo, comprising all the islands ceded to the United States by Spain; headquarters, Manila, P. I.; commander, Maj.-Gen. A. R. Chaffee.

**DEPARTMENT OF NORTHERN LUZON**—Includes all that part of the island of Luzon north of Laguna de Bay and the province of Laguna, the same being the provinces of Abra, Bontoc, Benguet, Bataan, Bulacan, Cagayan, Ilocos, Infanta, Morong, Norte, Ilocos Sur, La Isabela de Luzon, Lepanto, La Union, Nueva Vizcaya, Nueva Ecija, all that portion of Manila north of the Pasig river, Principe, Pangasinan, Pampanga, Tarlac and Zambales, and all the islands in the Philippine archipelago north of Manila bay and the provinces above named; headquarters, Manila, P. I.; commander, Maj.-Gen. Loyd Wheaton.

**DEPARTMENT OF SOUTHERN LUZON**—Includes all the remaining part of the island of Luzon, the same including the following provinces: Albay, Batangas, Camarines Norte, Camarines Sur, Cavite, La Laguna, Manila south of the Pasig, and Tayabas and all islands of the Philippine archipelago which lie south of the south line of the department of northern Luzon as above described, including the island of Pelloilo, and north of a line passing southeastwardly through west pass of Apo to the 12th parallel of north latitude; thence easterly along said parallel to 124 degrees 10 minutes east of Greenwich, but including the entire island of Masbate; thence northerly through San Bernardino straits; headquarters, Manila, P. I.; commander, Brig.-Gen. J. F. Wade.

**DEPARTMENT OF THE VISAYAS**—Includes all islands south of the southern line of the department of southern Luzon and east of longitude 121 degrees 45 minutes east of Greenwich and north of the 9th parallel of latitude, excepting the island of Mindanao and all islands east of the straits of Surigao; headquarters, Iloilo, P. I.; commander, Brig.-Gen. R. P. Hughes.

**DEPARTMENT OF MINDANAO AND JOLO**—Includes all the remaining islands of the Philippine archipelago; headquarters, Zamboanga, P. I.; commander, Brig.-Gen. W. G. Davis.

**DEPARTMENT OF ALASKA**—Territory of Alaska; headquarters, Ft. St. Michael, Alaska; commander, Brig.-Gen. G. M. Randall.

**DEPARTMENT OF CALIFORNIA**—States of California and Nevada, the Hawaiian Islands and their dependencies; headquarters, San Francisco, Cal.; commander, Maj.-Gen. S. M. B. Young.

**DEPARTMENT OF THE COLORADO**—States of Wyoming (except so much thereof as is embraced in the Yellowstone national park), Colorado and Utah, and the territories of Arizona and New Mexico; headquarters, Denver, Col.; commander, Brig.-Gen. H. C. Merriam.

**DEPARTMENT OF THE COLUMBIA**—States of Washington, Oregon, Idaho (except so much of the latter as is embraced in the Yellowstone national park), and the territory of Alaska; headquarters, Vancouver barracks, Washington; commander, Brig.-Gen. G. M. Randall.

**DIVISION OF CUBA**—Consisting of the island of Cuba; headquarters, Havana, Cuba; commander, Maj.-Gen. Leonard Wood.

**DEPARTMENT OF DAKOTA**—States of Minnesota, North Dakota, South Dakota, Montana, and so much of Wyoming and Idaho as is embraced in the Yellowstone national park; headquarters, St. Paul, Minn.; commander, Maj.-Gen. Elwell S. Otis.

**DEPARTMENT OF THE EAST**—New England states, New York, New Jersey, Pennsylvania, Delaware, Maryland, District of Columbia, West Virginia, Virginia and North Carolina; headquarters, Governor's island, New York; commander, Maj.-Gen. John R. Brooke.

**DEPARTMENT OF THE LAKES**—States of Wisconsin, Michigan, Illinois, Indiana, Ohio, Kentucky and Tennessee; headquarters, Chicago, Ill.; commander, Maj.-Gen. Elwell S. Otis.

**DEPARTMENT OF THE MISSOURI**—States of Neb.; commander, Brig.-Gen. J. C. Bates. Iowa, Nebraska, Missouri, Kansas and Arkansas, the Indian Territory and the territory of Oklahoma; headquarters, Omaha.

**DEPARTMENT OF TEXAS**—State of Texas; headquarters, San Antonio, Tex.; commander, Col. J. N. Wheelan, 12th cavalry.

## OFFICERS OF THE ARMY.

**LIEUTENANT-GENERAL**—Nelson A. Miles.

**MAJOR-GENERALS**—John R. Brooke, Elwell S. Otis, Samuel B. M. Young, Adna R. Chaffee, Arthur MacArthur, Loyd Wheaton.

**BRIGADIER-GENERALS**—James F. Wade, Henry C. Merriam, John C. Bates, George W. Davis, Samuel S. Sumner, Leonard Wood, Robert H. Hall, Robert P. Hughes, George M. Randall, William A. Kobbé, Frederick D. Grant, J. Franklin Bell, Jacob H. Smith, Frederick Funston, James M. Bell.

**ADJUTANT-GENERAL**—With rank of major-general: Henry C. Corbin.

**ASSISTANT ADJUTANTS-GENERAL**—With rank of colonel: Michael V. Sheridan, Thomas Ward, John B. Babcock, William P. Hall, Arthur L. Wagner.

With rank of lieutenant-colonel: William H. Carter, Thomas H. Barry, Henry O. S. Helstand, George Andrews, John A. Johnston, William A. Simpson, Henry P. McCann.

With rank of major: Henry A. Greene, Richard P. Strong, John G. Ballance, James T. Kerr, James Parker, Samuel W. Fountain, Edward J. McClelland, Louis V. Caziarc, Charles J. Crane, Alfred C.

- Sharpe, Robert K. Evans, Wilber E. Wilder, Sidney W. Taylor.
- INSPECTOR-GENERAL**—With rank of brigadier-general: Joseph C. Breckinridge.
- INSPECTORS-GENERAL**—With rank of colonel: George H. Burton, Peter D. Vroom, Joseph P. Sanger, Ernest A. Garlington.
- With rank of lieutenant-colonel: Charles H. Heyl, Thomas T. Knox, Stephen C. Mills, John L. Chamberlain.
- With rank of major: Earl D. Thomas, Frederick A. Smith, Alfred Reynolds, James S. Pettit, Hobart K. Bailey, Ramsay D. Potts, James A. Irons, Thomas R. Adams.
- JUDGE-ADVOCATE GENERAL**—With rank of brigadier-general: George B. Davis.
- JUDGE-ADVOCATES**—With rank of colonel: Edward Hunter, Stephen W. Groesbeck.
- With rank of lieutenant-colonel: Enoch H. Crowder, Jasper N. Morrison, Edgar S. Dudley.
- With rank of major: Harvey C. Carbaugh, John A. Hull, George M. Dunn, Frank L. Dodds, John Biddle Porter, Lewis E. Goodier.
- QUARTERMASTER-GENERAL**—With rank of brigadier-general: Marshall I. Ludington.
- ASSISTANT QUARTERMASTERS-GENERAL**—With rank of colonel: James M. Moore, Amos S. Kimball, John V. Furey, Edwin B. Atwood, James M. Marshall, John Simpson.
- DEPUTY QUARTERMASTERS-GENERAL**—With rank of lieutenant-colonel: Charles F. Humphrey, Daniel D. Wheeler, Charles R. Barnett, Charles A. H. McCauley, Forrest H. Hathaway, Joshua W. Jacobs, Charles Bird, John L. Clem, William S. Patten.
- COMMISSARY-GENERAL**—With rank of brigadier-general: John F. Weston.
- ASSISTANT COMMISSARIES-GENERAL**—With rank of colonel: Charles A. Woodruff, Henry G. Sharpe, Frank E. Nye.
- DEPUTY COMMISSARIES-GENERAL**—With rank of lieutenant-colonel: William L. Alexander, Henry B. Osgood, Edward E. Dravo, Abiel L. Smith.
- SURGEON-GENERAL**—With rank of brigadier-general: George M. Sternberg.
- ASSISTANT SURGEONS-GENERAL**—With rank of colonel: Dallas Bache, Charles R. Greenleaf, William H. Forwood, Justus M. Brown, Charles Smart, Peter J. A. Cleary, Henry Lippincott, Calvin De Witt.
- DEPUTY SURGEONS-GENERAL**—With rank of
- lieutenant-colonel: Benjamin F. Pope, James P. Kimball, Robert M. O'Reilly, Charles L. Helzmann, Alfred C. Girard, Joseph B. Girard, Ezra Woodruff, John D. Hall, Phillip F. Harvey, Charles B. Byrne, Charles K. Winne, Timothy E. Wilcox.
- PAYMASTER-GENERAL**—With rank of brigadier-general: Alfred E. Bates.
- ASSISTANT PAYMASTERS-GENERAL**—With rank of colonel: Frank M. Coxe, Albert S. Towar, Culver C. Sniffen.
- DEPUTY PAYMASTERS-GENERAL**—With rank of lieutenant-colonel: George W. Baird, Francis S. Dodge, Charles McClure, Charles H. Whipple.
- PAYMASTERS**—With rank of major: William H. Comegys, William F. Tucker, John C. Muhlenberg, George R. Smith, John P. Baker, Elijah W. Halford, Charles E. Kilbourne, John L. Bullis, Harry L. Rogers, Jerome A. Watrous, William W. Gilbert, Harry L. Rees, Webster Vinson, Charles Newbold, Hamilton S. Wallace, Francis L. Payson, George F. Downey, Thomas C. Goodman, James B. Houston.
- CHIEF OF ENGINEERS**—With rank of brigadier-general: George L. Gillespie.
- Colonels: Peter C. Hains, Charles R. Suter, Jared A. Smith, Samuel M. Mansfield, Garret J. Lydecker, Amos Stickney, Alexander Mackenzie.
- Lieutenant-colonels: Oswald H. Ernst, David P. Heap, William A. Jones, Andrew N. Damrell, Charles J. Allen, Charles W. Raymond, Alexander M. Miller, Milton B. Adams.
- CHIEF OF ORDNANCE**—With rank of brigadier-general: Adelbert R. Buffington.
- Colonels: Alfred Mordecai, Joseph P. Farley, Lawrence S. Babbitt, William A. Marye.
- Lieutenant-colonels: Isaac Arnold, Jr., John R. McGinness, Frank H. Phipps, James W. Reilly, John A. Kress, John G. Butler.
- CHIEF SIGNAL OFFICER**—With rank of brigadier-general: Adolphus W. Greely.
- SIGNAL OFFICER**—With rank of colonel: Henry H. C. Dunwoody.
- Lieutenant-colonel: James Allen.
- RECORD AND PENSION OFFICE.**
- CHIEF**—With rank of brigadier-general: Fred C. Ainsworth.
- ASSISTANT CHIEF**—With rank of major: John Tweedale.

### REGIMENTAL OFFICERS.

- CAVALRY.**
- Colonel, Almond B. Wells; lieutenant-colonel, Allen Smith; majors, Frederick K. Ward, Samuel L. Woodward, Peter S. Bomus.
  - Colonel, Henry E. Noyes; lieutenant-colonel, Eugene D. Dimmick; majors, Walter S. Schuyler, Frank U. Robinson, Daniel C. Pearson.
  - Colonel, Albert E. Woodson; lieutenant-colonel, Eli L. Huggins; majors, Edgar Z. Steever, Henry P. Kingsbury, Otto L. Hehn.
  - Colonel, Camillo C. C. Carr; lieutenant-colonel, Jacob A. Augur; majors, Alexander Rodgers, Cunliffe H. Murray, Frank A. Edwards.
  - Colonel, William A. Rafferty; lieutenant-colonel, Charles A. P. Hatfield; majors,
  - George H. Paddock, Charles H. Watt, Robert P. P. Wainwright.
  - Colonel, Theodore J. Wint; lieutenant-colonel, George S. Anderson; majors, Frank West, William H. Beck, John C. Gresham.
  - Colonel, Theodore A. Baldwin; lieutenant-colonel, Winfield S. Ederly; majors, E. A. Goodwin, George F. Chase, Charles A. Varnum.
  - Colonel, Louis H. Rucker; lieutenant-colonel, Charles Morton; majors, Henry W. Sprole, William Stanton, Charles G. Ayres.
  - Colonel, E. Godfrey; lieutenant-colonel, John B. Kerr; majors, Martin B. Hughes, Joseph Garrard, Henry H. Wright.
  - Colonel, Samuel M. Whitside; lieutenant-



- colonel, William C. Forbush; majors, Clarence A. Stedman, George L. Scott, Ezra B. Fuller.
11. Colonel, Francis Moore; lieutenant-colonel, A. G. Hennisse; majors, James B. Hickey, Herbert E. Tutherly, Walter L. Finley.
  12. Colonel, James N. Wheelan; lieutenant-colonel, Joseph H. Dorst; majors, Luther R. Hare, John F. Guilfoyle, H. F. Kendall.
  13. Colonel, E. M. Hayes; lieutenant-colonel, S. M. Swigert; majors, Levi P. Hunt, T. W. Jones, E. A. Ellis.
  14. Colonel, Thomas C. Lebo; lieutenant-colonel, Charles L. Cooper; majors, George A. Dodd, F. H. Hardie, Charles M. O'Connor.
  15. Colonel, M. Wallace; lieutenant-colonel, R. H. Pratt; majors, George K. Hunter, Louis Craig, M. W. Day.

## FIELD ARTILLERY BATTERIES.

1. Presidio, San Francisco, Cal.; captain, C. A. Bennett.
2. Ft. Sam Houston, Tex.; captain, Ernest Hinds.
3. Havana, Cuba; captain, Lotus Niles.
4. Ft. Myer, Va.; captain, S. M. Foote.
5. Presidio, San Francisco; captain, J. L. Hayden.
6. Ft. Riley, Kas.; captain, Granger Adams.
7. Ft. Riley, Kas.; captain, Wm. Lassster.
8. Vancouver barracks, Wash.; captain, William L. Kenly.
9. Ft. Sheridan, Ill.; captain, Samuel E. Allen.
10. Ft. Walla Walla, Wash.; captain, Thomas Ridgway.
11. Ft. Hamilton, N. Y.; Capt. William H. Coffin.
12. Ft. Douglas, Utah; captain, S. D. Sturgis.
13. Ft. Logan, Col.; captain, Charles W. Foster.
14. Manila, P. I.; captain, William P. Stone.
15. Manila, P. I.; captain, Montgomery M. Macomb.
16. Ft. Leavenworth, Kas.; captain, George W. Van Deusen.
17. Ft. Sam Houston; captain, George G. Gatley.
18. Presidio, San Francisco; captain, David J. Rumbough.
19. Ft. Riley; captain, Peyton C. March.
20. Ft. Riley; captain, William J. Snow.
21. Ft. Sheridan; captain, Lucien G. Berry.
22. Ft. Douglas; captain, Adelbert Conkhite.
23. Ft. Ethan Allen, Vt.; captain, John Conklin, Jr.
24. Presidio, San Francisco; captain, J. V. White.
25. Manila; captain, G. C. Woodward.
26. Vancouver barracks; captain, H. L. Hawthorne.
27. Ft. Ethan Allen; captain, J. E. McMahon.
28. Ft. Leavenworth; captain, C. T. Menoher.
29. Havana; captain, E. E. Gayle.
30. Ft. Walla Walla; captain, E. F. McGlachlin.

## COAST ARTILLERY COMPANIES.

1. Ft. Dade, Fla.; captain, George Blakely.
2. Ft. Trumbull, Conn.; captain, John K. Cree.
3. Sullivan's Island, S. C.; captain, Arthur F. Curtis.
4. Jackson Barracks, La.; captain, W. D. Newbill.

5. Ft. Screven, Ga.; captain, W. M. Cruikshank.
6. Ft. Monroe, Va.; captain, Frank E. Harris.
7. Ft. Barrancas, Fla.; captain, C. C. Hearn.
8. Ft. Morgan, Ala.; captain, William R. Smith.
9. Ft. Barrancas, Fla., captain, S. F. Bottoms.
10. Sullivan's island, S. C.; captain, Wirt Robinson.
11. Key West barracks, Fla.; captain, Oscar I. Straub.
12. Ft. Sam Houston; captain, William C. Rafferty.
13. Ft. Monroe, Va.; captain, Willoughby Walke.
14. Ft. Screven; captain, Edmund M. Blake.
15. Ft. Barrancas; captain, John C. W. Brooks.
16. Ft. Fremont, S. C.; captain, J. L. Knowlton.
17. Havana, Cuba; captain, C. H. Arnold.
18. Havana; captain, T. H. R. McIntyre.
19. Havana; captain, Edward H. Catlin.
20. Havana; captain, O. W. B. Farr.
21. Havana; captain, J. J. Brady.
22. Havana; captain, D. E. Aultman.
23. Havana; captain, Andrew Moses.
24. Havana; captain, T. Q. Ashburn.
25. Manila; captain, Charles H. Hunter.
26. Ft. Flagler, Wash.; captain, P. M. Kessler.
27. Manila; captain, A. S. Conklin.
28. Presidio, San Francisco; captain, William G. Haan.
29. Presidio, San Francisco; captain, J. W. Hinkley, Jr.
30. Manila; captain, E. D. Scott.
31. Manila; captain, W. S. McNair.
32. Ft. Lawton, Wash.; captain, W. A. Bethel.
33. Ft. Canby, Wash.; captain, E. D'A. Pearce.
34. Ft. Stevens, Ore.; captain, Harold E. Cloke.
35. Ft. Monroe, Va.; captain, G. T. Bartlett.
36. Manila; 1st lieutenant, H. C. Evans, Jr.
37. Ft. Washington, Md.; captain, G. W. S. Stevens.
38. Ft. Caswell, N. C.; captain, R. E. Callan.
39. Ft. McHenry, Md.; captain, William C. Davis.
40. Ft. Howard, Md.; captain, M. K. Barroll.
41. Ft. Monroe, Va.; captain, M. F. Harmon.
42. Ft. Mott, N. J.; captain, G. F. E. Harrison.
43. Ft. Terry, N. Y.; captain, Thomas B. Lamoreux.
44. Ft. Washington, Md.; captain, L. C. Brown.
45. Ft. Du Pont, Del.; captain, S. A. Kephart.
46. Ft. Strong, Mass.; captain, Elisha S. Benton.
47. Ft. Hunt, Va.; captain, W. S. Alexander.
48. Ft. Hancock, N. J.; captain, Charles L. Phillips.
49. Ft. Columbus, N. Y.; captain, John E. Stephens.
50. Ft. Wadsworth, N. Y.; captain, G. F. Barney.
51. Ft. Hamilton, N. Y.; captain, G. Le R. Irwin.
52. Ft. Columbus, N. Y.; 1st lieutenant, J. A. Slipton.
53. Ft. Wadsworth, N. Y.; captain, E. D. Hoyle.
54. Ft. Hamilton, N. Y.; captain, George F. Landers.

55. Ft. Hancock, N. Y.; captain, Malcom Young.
56. San Juan, Porto Rico; captain, R. L. Carmichael.
57. Ft. Wadsworth, N. Y.; captain, M. C. Buckley.
58. Ft. Monroe, Va.; captain, J. D. Barrette.
59. San Juan, P. R.; captain, A. C. Blunt.
60. Manila; captain, L. S. Miller.
61. Manila; captain, James L. Wilson.
62. Manila; captain, Clarence Deems.
63. Manila; captain, I. N. Lewis.
64. Manila; captain, William F. Hancock.
65. Manila; captain, W. B. Homer.
66. Honolulu; captain, Adam Slaker.
67. Honolulu; captain, D. W. Ketcham.
68. Manila; captain, H. H. Ludlow.
69. Ft. Monroe, Va.; captain, E. W. Hubbard.
70. Manila; captain, F. E. Johnston.
71. Manila; 1st lieutenant, T. H. Koch.
72. Ft. Greble, R. I.; captain, E. J. Timberlake, Jr.
73. Ft. Monroe, Va.; captain, John P. Wisser.
74. Ft. Williams, Me.; captain, J. M. Williams.
75. Ft. Preble, Me.; captain, C. J. Bailey.
76. Ft. Banks, Mass.; captain, G. L. Anderson.
77. Ft. Warren, Mass.; captain, E. T. Brown.
78. Ft. Adams, R. I.; captain, James C. Bush.
79. Ft. Adams, R. I.; captain, H. G. Bishop.
80. Ft. Schuyler, N. Y.; captain, W. R. Hamilton.
81. Ft. Slocum, N. Y.; captain, S. C. Vestal.
82. Ft. Totten, N. Y.; captain, J. R. Williams.
83. Ft. Hamilton, N. Y.; captain, A. Campbell.
84. Ft. Hamilton, N. Y.; captain, H. D. Todd, Jr.
85. Ft. Wadsworth, N. Y.; captain, G. W. Gatchell.
86. Ft. Wadsworth, N. Y.; captain, A. M. Hunter.
87. Ft. Slocum, N. Y.; captain, W. S. Overton.
88. Ft. Trumbull, Conn.; captain, G. T. Patterson.
89. Ft. Banks, Mass.; captain, S. S. Jordan.
90. Ft. McHenry, Md.; captain, W. E. Ellis.
91. Jackson Barracks, La.; captain, J. T. Martin.
92. Presidio, San Francisco; captain, B. M. Koehler.
93. Ft. Stevens, Ore.; captain, J. V. B. Hains.
94. Ft. Flagler, Wash.; captain, E. T. Wilson.
95. Ft. Hancock, N. Y.; captain, T. N. Horn.
96. Ft. Warren, Mass.; captain, A. W. Chase.
97. Ft. Adams, R. I.; captain, F. G. Mauldin.
98. Ft. Hamilton, N. Y.; captain, H. Rowan.
99. Ft. Morgan, Ala.; captain, W. P. Pence.
100. Ft. Terry, N. Y.; 2d lieutenant, F. R. Kenney.
101. Ft. Totten, N. Y.; captain, J. C. Gilmore, Jr.
102. Ft. Caswell, N. C.; captain, R. F. Gardner.
103. Ft. Howard, Md.; captain, H. La F. Applewhite.
104. Ft. Washington, Md.; captain, George H. McManus.
105. Presidio, San Francisco; captain, L. R. Burgess.
106. Ft. Lawton, Wash.; captain, C. P. Summerall.
107. Ft. Preble, Me.; captain, F. H. Jackson.
108. Ft. Williams, Me.; captain, Edwin Landon.
109. Ft. Greble, R. I.; captain, L. England.
110. Ft. Adams, R. I.; captain, Joseph Wheeler, Jr.
111. Ft. Dade, Fla.; captain, F. K. Ferguson.
112. Ft. Du Pont, Del.; captain, F. Marsh.
113. Ft. McHenry, Md.; captain, H. E. Smith.
114. Ft. Slocum, N. Y.; captain, T. W. Winston.
115. San Diego Barracks, Cal.; captain, A. S. Fleming.
116. Ft. Screven, Ga.; captain, Le R. S. Lyon.
117. Sullivan's Island, S. C.; captain, D. Skerrett.
118. Ft. Monroe, Va.; captain, C. F. Parker.
119. Ft. Mott, N. J.; captain, C. De W. Wilcox.
120. Ft. Strong, Mass.; captain, J. C. Johnson.
121. Key West, Fla.; captain, G. A. Nugent.
122. Ft. Columbus, N. Y.; captain, H. W. Butner.
123. Ft. Hamilton, N. Y.; captain, Fox Conner.
124. Ft. Warren, Mass.; captain, T. E. Merrill.
125. Ft. Clark, Tex.; 1st lieutenant, H. C. Barnes.
126. Ft. Worden, Wash.; captain, M. McCloskey.

## INFANTRY.

- Colonel, Abram A. Harbach; lieutenant-colonel, James Regan; majors, Frank De L. Carrington, M. F. Waitz, R. N. Getty.
- Colonel, Cyrus S. Roberts; lieutenant-colonel, Edmund Rice; majors, Marlon P. Maus, J. R. Clagett, Nat P. Phister.
- Colonel, John H. Page; lieutenant-colonel, John J. O'Connell; majors, G. K. McGunnele, William Paulding, George R. Cecil.
- Colonel, William F. Spurling; lieutenant-colonel, Butler D. Price; majors, Philip Reade, Henry E. Robinson, Charles W. Mason.
- Colonel, Charles L. Davis; lieutenant-colonel, A. H. Bowman; majors, G. P. Borden, William H. C. Bowen, E. F. Glenn.
- Colonel, Charles W. Miner; lieutenant-colonel, Jesse M. Lee; majors, William W. McCammon, R. H. R. Loughborough, Thomas S. McCaleb.
- Colonel, C. A. Cooldge; lieutenant-colonel, W. V. Richards; majors, J. T. Van Orsdale, Charles A. Booth, E. E. Hardin.
- Colonel, William E. Dougherty; lieutenant-colonel, D. J. Craigie; majors, P. H. Ray, William L. Pitcher, R. H. Wilson.
- Colonel, Charles F. Robe; lieutenant-colonel, M. C. Foote; majors, E. B. Robertson, R. J. C. Irvine, Frank J. Jones.
- Colonel, S. H. Lincoln; lieutenant-colonel, W. T. Duggan; majors, R. W. Hoyt, George Le R. Brown, H. B. Moon.
- Colonel, I. D. De Russy; lieutenant-colonel, A. L. Myer; majors, F. W. Mansfield, J. E. Macklin, J. H. H. Peshine.
- Colonel, J. W. Bubb; lieutenant-colonel, H. L. Haskell; majors, H. S. Foster, P. G. Wood, C. P. Terrett.
- Colonel, A. C. Markley; lieutenant-colonel, J. W. Duncan; majors, C. Gardner, B. A. Byrne, A. R. Paxton.
- Colonel, S. P. Jocelyn; lieutenant-colonel, William Quinton; majors, Charles McClure, William A. Mann, F. E. Eltonhead.
- Colonel, Edward Moale; lieutenant-

- colonel, L. A. Matile; majors, G. A. Cornish, Frank Taylor, T. F. Davis.
16. Colonel, Charles C. Hood; lieutenant-colonel, C. H. Noble; majors, L. C. Allen, F. H. French, R. F. Ames.
17. Colonel, G. A. Goodale; lieutenant-colonel, H. C. Ward; majors, Charles A. Williams, C. D. Cowles, Lea Febiger.
18. Colonel, J. M. J. Sanno; lieutenant-colonel, H. H. Adams; majors, W. B. Wheeler, G. B. Walker, G. S. Young.
19. Colonel, Simon Snyder; lieutenant-colonel, J. Miller; majors, J. F. Huston, T. C. Woodbury, S. A. Wolf.
20. Colonel, William S. McCaskey; lieutenant-colonel, John B. Rodman; majors, William T. Wood, A. A. Augur, James S. Rogers.
21. Colonel, Jacob Kline; lieutenant-colonel, Owen J. Sweet; majors, B. C. Lockwood, Willis Wittich, William A. Nichols.
22. Colonel, John W. French; lieutenant-colonel, William P. Rogers; majors, John A. Baldwin, R. T. Yeatman, John J. Crittenden.
23. Colonel, J. Milton Thompson; lieutenant-colonel, C. J. Penney; majors, W. H. W. James, E. B. Pratt, Charles L. Hodges.
24. Colonel, Chambers McKibbin; lieutenant-colonel, D. Corman; majors, Henry Wygant, John C. Dent, Edwin B. Bolton.
25. Colonel, S. Andrew; lieutenant-colonel, David B. Wilson; majors, Daniel H. Brush, C. G. Starr, W. C. Buttler.
26. Colonel, C. Williams; lieutenant-colonel, J. C. Chance; majors, L. W. Cooke, A. Williams, G. F. Cooke.
27. Colonel, Frank D. Baldwin; lieutenant-colonel, S. R. Whitall; majors, Walter S. Scott, E. K. Webster, C. St. J. Chubb.
28. Colonel, Mott Hooton; lieutenant-colonel, John F. Stretch; majors, J. A. Buchanan, G. H. Roach, F. F. Eastman.
29. Colonel, William Auman; lieutenant-colonel, T. F. Forbes; majors, L. A. Lovering, Carver Howland, William P. Evans.
30. Colonel, Charles R. Paul; lieutenant-colonel, Charles B. Hall; majors, W. W. Wotherspoon, Charles Byrne, W. R. Abercrombie.
- Porto Rico Provisional Regiment—Lieutenant-colonel, James A. Buchanan; majors, Eben Swift, R. L. Howze.

## RETIRED LIST.

## ABOVE THE RANK OF CAPTAIN—ALPHABETICALLY ARRANGED.

Annual pay—Lieutenant-general, \$3,250; major-general, \$5,625; brigadier-general, \$4,125; colonel, \$3,375; lieutenant-colonel, \$3,000; major, \$2,825.

(Corrected to Oct. 20, 1901.)

- Abbott, Henry L., Col., Cambridge, Mass.  
 Adam, Emil, Maj., Belleville, Ill.  
 Adams, Moses N., Chaplain, St. Paul, Minn.  
 Alden, Charles H., Col., Newtonville, Mass.  
 Alexander, Chas. T., Col., Bar Harbor, Me.  
 Anderson, Thomas M., Brig.-Gen., Soldiers' Home, Erie county, Ohio.  
 Andrews, Geo. L., Col., Washington, D. C.  
 Andrews, John N., Col., Wilmington, Del.  
 Arnold, Abraham K., Col., Coldspring, N. Y.  
 Arthur, William, Maj., Cohasset, Mass.  
 Austine, William, Maj., Brattleboro, Vt.  
 Avery Robert, Lieut.-Col., Brooklyn, N. Y.  
 Bacon, John M., Col., Vancouver, Wash.  
 Bailey, Clarence M., Col., Chicago, Ill.  
 Baily, Elisha I., Col., Alameda, Cal.  
 Bainbridge, Augustus H., Lieut.-Col., Asheville, N. C.  
 Bainbridge, Edmund C., Col., Washington.  
 Baird, Absalom, Brig.-Gen., Washington.  
 Baker, Stephen, Maj., New York city.  
 Balbridge, Ben L., Chaplain, Los Angeles, Cal.  
 Barber, Merritt, Col., West Troy, N. Y.  
 Barlow, John W., Brig.-Gen., New York city.  
 Barr, Thomas F., Brig.-Gen., Ft. Ethan Allen, Vt.  
 Barriger, John W., Col., New York, N. Y.  
 Bartholf, John H., Maj., Plattsburg, N. Y.  
 Bash, Daniel N., Maj., Peoria, Ill.  
 Bates, Alfred E., Brig.-Gen., Washington.  
 Bates, Robert F., Maj., Washington, D. C.  
 Beaumont, Eugene B., Lieut.-Col., Wilkesbarre, Pa.  
 Bell, George, Col., Washington, D. C.  
 Bell, James M., Brig.-Gen., Rockford, Ill.  
 Bell, William H., Brig.-Gen., Arvado, Col.  
 Benham, Daniel W., Col., Bloomville, O.  
 Bennett, Clarence E., Lieut.-Col., Fort Thomas, Ky.  
 Bentley, Edwin, Maj., Little Rock, Ark.  
 Bentzoni, Charles, Maj., Los Angeles, Cal.  
 Bergland, Eric, Maj., Baltimore, Md.  
 Bernard, Reuben F., Lieut.-Col., Washington, D. C.  
 Biddle, James, Col., Berkeley Springs, W. Va.  
 Billings, John S., Lieut.-Col., New York.  
 Bingham, Judson D., Col., Coburg, Ont.  
 Blunt, Matthew M., Col., New York, N. Y.  
 Boyle, Wm. H., Lieut.-Col., New York, N. Y.  
 Bradford, Jas. H., Lieut.-Col., Columbus, O.  
 Bradley, Luther P., Col., Tacoma, Wash.  
 Brayton, George M., Col., Nantucket, Mass.  
 Breck, Samuel, Brig.-Gen., Boston, Mass.  
 Brewerton, Henry F., Maj., Elizabeth, N. J.  
 Bridgeman, Frank, Maj., Washington, D. C.  
 Brinckle, John R., Maj., Paris, Me.  
 Brinkerhoff, H. R., Lieut.-Col., Oak Park, Ill.  
 Brooke, John, Maj., Radnor, Pa.  
 Brown, Hugh G., Maj., Worcester, Mass.  
 Brown, Paul R., Maj., Ithaca, N. Y.  
 Bryant, Cullen, Maj., Alameda, Cal.  
 Burbank, Jacob E., Maj., Malden, Mass.  
 Burke, Daniel W., Brig.-Gen., Portland, Ore.  
 Burns, James M., Maj., Morgantown, W. Va.  
 Byrne, Charles C., Col., London.  
 Caldwell, Daniel G., Maj., New York, N. Y.  
 Calef, John H., Lieut.-Col., Atlanta, Ga.  
 Campbell, John, Col., Coldspring, N. Y.  
 Campbell, Lafayette E., Maj., Denver, Col.  
 Canby, James P., Col., Denver, Col.  
 Card, Benjamin C., Lieut.-Col., Coburg, Ont.  
 Carey, Asa B., Brig.-Gen., Vineyard Haven, Mass.  
 Carlin, William P., Brig.-Gen., Spokane, Wash.  
 Carlton, Caleb H., Brig.-Gen., New York.  
 Carpenter, Gilbert S., Brig.-Gen., Montclair, N. J.  
 Carr, Louis H., Brig.-Gen., Philadelphia, Pa.  
 Carr, Eugene A., Brig.-Gen., Albuquerque, N. M.  
 Carrington, Henry B., Col., Hyde Park, Mass.  
 Carroll, Henry, Col., Lawrence, Kas.  
 Catlin, Isaac, Col., Brooklyn, N. Y.  
 Cavanaugh, Harry G., Maj., Germantown, Pa.  
 Chandler, John G., Col., Los Angeles, Cal.

- Chase, Dudley, Chaplain, Philadelphia, Pa.  
 Chester, James, Maj., Washington, D. C.  
 Chipman, Henry L., Lieut.-Col., Detroit, Mich.  
 Clague, J. J., Col., Minneapolis, Minn.  
 Clapp, William H., Lieut.-Col., West Hartford, Conn.  
 Clark, Joseph C., Maj., Philadelphia, Pa.  
 Closson, Henry W., Col., Washington, D. C.  
 Clous, J. W., Brig.-Gen., New York, N. Y.  
 Coates, Edwin M., Col., Burlington, Vt.  
 Cochran, Melville A., Col., Ft. Thomas, Ky.  
 Coe, John N., Lieut.-Col., Spokane, Wash.  
 Collier, George W., Chaplain, Delaware, O.  
 Collins, Edward, Lieut.-Col., Milton, Mass.  
 Comba, Richard, Col., Fort Sheridan, Ill.  
 Compton, Charles E., Col., Washington.  
 Comstock, Cyrus B., Col., New York, N. Y.  
 Cook, Henry C., Col., Fall River, Mass.  
 Cooney, Michael, Col., Washington, D. C.  
 Coppinger, John J., Brig.-Gen., Georgetown, D. C.  
 Corliss, Augustus W., Col., Denver, Col.  
 Corson, Joseph K., Maj., Plymouth Meeting, Pa.  
 Crabb, G. W., Maj., Fort Hamilton, N. Y.  
 Craig, Robert, Lieut.-Col., Nantucket, Mass.  
 Craighill, William P., Brig.-Gen., Charlestown, W. Va.  
 Crandal, Fred M., Maj., Aberdeen, Wash.  
 Cronkrite, Henry M., Maj., Essex, Conn.  
 Crowell, William H. H., Maj., Fort Thomas, Ky.  
 Cushing, Harry C., Maj., New Rochelle, N. Y.  
 Daggett, A. S., Brig.-Gen., Chambersburg, Pa.  
 Dandy, George B., Col., Governor's Island, N. Y.  
 Darling, John A., Maj., Rutherford, Cal.  
 Davis, Wirt, Col., Richmond, Va.  
 DeCoursey, Fred E., Maj., New York, N. Y.  
 Dempsey, Chas. A., Col., Washington, D. C.  
 Dillenback, John W., Maj., Watertown, N. Y.  
 Dodd, Stephen G., Chaplain, Boise, Idaho.  
 Drum, Richard C., Brig.-Gen., Bethesda, Md.  
 Dudley, Nathan A. M., Col., Roxbury, Mass.  
 Dunbar, George W., Chaplain, Janesville, Wis.  
 Dutton, C. E., Maj., Morgan Park, Ill.  
 Duval, J. H., Maj., Wayne, Pa.  
 Eagan, Charles P., Brig.-Gen., San Francisco, Cal.  
 Ebstein, Fred H. E., Maj., Brooklyn, N. Y.  
 Eckerson, Theo. J., Maj., Portland, Ore.  
 Egan, John, Maj., New York, N. Y.  
 Elfrey, Fred W., Maj., Sandy Spring, Md.  
 Ellis, Philip H., Col., Elkton, Md.  
 Emos, Herbert M., Maj., Waukesha, Wis.  
 Eshridge, R. I., Col., Chicago, Ill.  
 Evans, Andrew W., Col., Elkton, Md.  
 Everts, Edward, Maj., Alameda, Cal.  
 Ewers, Charles B., Maj., Rochester, N. Y.  
 Ewers, Chas. B., Maj., Rochester, N. Y.  
 Fechet, Edmond G., Maj., Urbana, Ill.  
 Fessenden, Francis, Brig.-Gen., Portland, Me.  
 Field, Edward, Lieut.-Col., San Francisco.  
 Floyd-Jones, Delacey, Col., New York, N. Y.  
 Forsyth, George A., Lieut.-Col., New London, N. H.  
 Forsyth, James W., Maj.-Gen., Columbus, O.  
 Forsyth, Lewis C., Lieut.-Col., Washington  
 Foster, Charles W., Maj., New York, N. Y.  
 Frank, Royal T., Brig.-Gen., Washington.  
 Freeman, H. B., Brig.-Gen., St. Paul, Minn.  
 Frost, Alfred S., Maj., Evanston, Ill.  
 Fryer, Blencowe E., Lieut.-Col., Kansas City, Mo.  
 Fuger, Frederick, Maj., Washington, D. C.  
 Gardiner, Asa B., Maj., New York, N. Y.  
 Gardner, William H., Lieut.-Col., Washington, D. C.  
 Gerlach, William, Maj., Minneapolis, Minn.  
 Gibson, Horatio G., Col., Washington, D. C.  
 Gibson, Joseph R., Lieut.-Col., Philadelphia, Pa.  
 Gilbert, Charles C., Col., Baltimore, Md.  
 Gilman, Jeremiah H., Lieut.-Col., New York, N. Y.  
 Gilmore, John C., Col., Washington, D. C.  
 Gordon, David S., Col., Washington, D. C.  
 Gould, William P., Maj., Vincennes, Ind.  
 Graham, Lawrence P., Col., Washington.  
 Graham, William M., Brig.-Gen., Oakland, Cal.  
 Green, John, Lieut.-Col., Boise, Idaho.  
 Greene, Oliver D., Col., San Francisco, Cal.  
 Grierson, Benjamin H., Brig.-Gen., Jacksonville, Ill.  
 Grugan, Frank C., Maj., Lenox, Mass.  
 Guard, Alexander McC., Maj., Detroit, Mich.  
 Hall, Henry H., Chaplain, Fort Columbus, N. Y.  
 Hall, Peter P. G., Maj., Philadelphia, Pa.  
 Hammer, William H., Maj., Omaha, Neb.  
 Hannay, J. W., Col., Washington, D. C.  
 Hardin, Martin D., Brig.-Gen., Chicago, Ill.  
 Harris, Moses, Maj., New York, N. Y.  
 Hartsuff, Albert, Col., Paris, France.  
 Hartz, Wilson T., Lieut.-Col., New York  
 Hawkins, Hamilton S., Brig.-Gen., Fort Slocum, N. Y.  
 Hawkins, John P., Brig.-Gen., Indianapolis.  
 Hawley, William, Maj., Los Angeles, Cal.  
 Head, George E., Lieut.-Col., Newport, N. Y.  
 Head, John F., Col., Washington, D. C.  
 Heger, Anthony, Col., Washington, D. C.  
 Herrick, Osgood E., Chaplain, Watertown, N. Y.  
 Hess, Frank W., Maj., San Diego, Cal.  
 Hewitt, C. C., Maj., Arroyo, W. Va.  
 Hinton, Charles B., Maj., Los Angeles, Cal.  
 Hobart, Charles, Lieut.-Col., Washington.  
 Hodges, Henry C., Col., Buffalo, N. Y.  
 Holabird, Sam B., Lieut.-Col., Washington.  
 Horton, Sam M., Lieut.-Col., New York.  
 Hough, Alfred L., Col., New York, N. Y.  
 Howard, Oliver O., Maj.-Gen., Burlington, Vt.  
 Hoyle, George S., Maj., Atlanta, Ga.  
 Hubbard, William F., Chaplain, Los Angeles, Cal.  
 Humphreys, Henry H., Lieut.-Col., Highwood, Ill.  
 Hunt, George G., Col., Carlisle, Pa.  
 Ingalls, Charles H., Maj., Cambridge, Mass.  
 Ingalls, James M., Lieut.-Col., Providence, R. I.  
 Irvine, Javan B., Maj., Los Angeles, Cal.  
 Irwin, Bernard J. D., Col., Coburg, Ont.  
 Jackson Allan H., Maj., Schenectady, N. Y.  
 Jackson, Henry, Col., Leavenworth, Kas.  
 Jackson, James, Lieut.-Col., Portland, Ore.  
 Jackson, John W., Chaplain, Washington.  
 Janeway, John H., Lieut.-Col., Princeton, N. J.  
 Jordan, William H., Col., Portland, Ore.  
 Judd, Edwin D., Maj., Hartford, Conn.  
 Kauffman, Albert B., Maj., Webster Groves, Mo.  
 Keefer, John B., Maj., Harrisburg, Pa.  
 Kell, William H., Maj., London, England.  
 Kelley, Joseph M., Maj., St. Louis, Mo.  
 Kellogg, Edgar E., Brig.-Gen., Fort Logan, Col.  
 Kellogg, Sanford C., Maj., Washington.  
 Kendall, Henry M., Maj., Washington, D. C.  
 Kendig, Daniel, Chaplain, Philadelphia, Pa.  
 Kendrick, Fred M. H., Maj., St. Paul, Minn.

- Kennedy, William B., Maj., Los Angeles, Cal.
- Kent, Jacob F., Brig.-Gen., Troy, N. Y.
- Keyes, Alexander S. B., Maj., San Antonio, Tex.
- Kirk, Ezra B., Maj., Toledo, O.
- Kirkman, J. T., Lieut.-Col., Washington.
- Kirtland, Thaddeus S., Maj., Chicago, Ill.
- Koerper, Egon A., Lieut.-Col., Washington.
- Kramer, Adam, Maj., Iowa City, Iowa.
- Lacey, Francis E., Lieut.-Col., Columbus, O.
- Langdon, Loomis L., Col., Paris, France.
- Larned, Daniel R., Maj., New Haven, Conn.
- Latimer, Alfred E., Maj., Bronxville, N. Y.
- Lauderdale, John V., Maj., Brooklyn, N. Y.
- Lawson, Gaines, Maj., Highland Springs, Cal.
- Lazelle, Henry M., Col., Somerville, Mass.
- Lee, Fitzhugh, Brig.-Gen., Charleston, S. C.
- Lee, James G. C., Col., Chicago, Ill.
- Leeffe, John G., Lieut.-Col., Detroit, Mich.
- Lieber, G. Norman, Brig.-Gen., Washington.
- Lindesmith, Eli W. J., Chaplain, Rootstown, O.
- Litchfield, Henry G., Maj., New York, N. Y.
- Livingston, La Rhett L., Col., Washington.
- Lloyd, Thomas J., Maj., Suffern, N. Y.
- Lodor, Richard, Col., Towanda, Pa.
- Long, Ell, Brig.-Gen., Bluff Point, N. Y.
- Loring, Leonard Y., Maj., San Francisco.
- Loud, John S., Maj., Washington, D. C.
- Lowell, Delmer R., Chaplain, Middletown, Conn.
- McArthur, Joseph H., Maj., Chicago, Ill.
- McCook, Alex. McD., Maj.-Gen., Dayton, O.
- McGregor, Thomas, Col., Benicia, Cal.
- McLaughlin, William H., Lieut.-Col., London, England.
- McMillan, James, Maj., Conesus, N. Y.
- Macomber, John H., Chaplain, Boston, Mass.
- Madden, Daniel, Maj., New York, N. Y.
- Magruder, David L., Col., Philadelphia, Pa.
- Mahan, Fred A., Maj., Paris, France.
- Mallery, John C., Maj., Newport, R. I.
- Mathey, Edward G., Maj., Waco, Tex.
- Matthews, Washington, Maj., Washington.
- Mendell, George H., Col., San Francisco, Cal.
- Merrill, Sherman H., Chaplain, Fort McPherson, Ga.
- Merritt, Wesley, Maj.-Gen., Germany.
- Middleton, Johnson V. D., Lieut.-Col., San Francisco, Cal.
- Miles, Evans, Col., San Francisco, Cal.
- Miller, Marcus P., Brig.-Gen., Washington.
- Mills, Anson, Brig.-Gen., Washington, D. C.
- Mitchell, George, Maj., Boston, Mass.
- Mizner, Henry R., Col., Detroit, Mich.
- Montgomery, Robert H., Maj., Washington.
- Moore, John, Brig.-Gen., Washington, D. C.
- Morgan, James N., Maj., San Antonio, Tex.
- Morgan, Michael R., Brig.-Gen., St. Paul, Minn.
- Morrow, Albert P., Col., Gainesville, Fla.
- Mosher, Theodore, Maj., Washington, D. C.
- Moylan, Myles, Maj., San Diego, Cal.
- Mullius, George G., Chaplain, Los Angeles, Cal.
- Munn, Curtis E., Maj., Topeka, Kas.
- Murphy, John, Maj., Portland, Ore.
- Murray, Robert, Brig.-Gen., Elk Ridge, Md.
- Nash, William H., Brig.-Gen., Columbus, O.
- Norvell, Steven T., Lieut.-Col., Washington.
- Oakes, James, Col., Pittsburg, Pa.
- O'Brien, Lyster M., Lieut.-Col., Detroit, Mich.
- Olmsted, Jerauld A., Maj., East Waterloo, Iowa.
- Ord, James C., Maj., Peekskill, N. Y.
- Ovenshine, Samuel, Brig.-Gen., Washington, D. C.
- Page, Charles, Col., Baltimore, Md.
- Parker, Daingerfield, Col., Washington.
- Parker, John D., Chaplain, East Orange, N. J.
- Parker, Leopold O., Lieut.-Col., Falls Church, Va.
- Patterson, John H., Brig.-Gen., Albany, N. Y.
- Patzki, Julius H., Maj., Geneva, Switzerland.
- Pearson, Edward P., Col., Boston, Mass.
- Pearson, William H., Chaplain, Asheville, N. C.
- Pennington, Alex. C. M., Brig.-Gen., Paris, France.
- Pennypacker, Galusha, Col., Philadelphia, Pa.
- Penrose, William H., Col., Salt Lake City, Utah.
- Perry, Alex., Col., Washington, D. C.
- Perry, David, Col., Trenton, N. J.
- Piper, Alex., Col., New York, N. Y.
- Poindexter, J. D., Maj., Design, Pa.
- Pollock, Otis W., Maj., Mexico.
- Poole, DeWitt C., Maj., Madison, Wis.
- Porter, Charles, Lieut.-Col., Washington.
- Potter, Carroll H., Lieut.-Col., Philadelphia, Pa.
- Powell, James W., Col., New York, N. Y.
- Powell, William H., Col., Sacket Harbor, N. Y.
- Quinby, Ira, Maj., Morris, N. Y.
- Randall, Edward L., Maj., Philadelphia, Pa.
- Randlett, James F., Lieut.-Col., Anadarko, O. T.
- Reese, Henry B., Maj., Lancaster, O.
- Rexford, William H., Maj., Detroit, Mich.
- Reynolds, Wm. B., Maj., Baltimore, Md.
- Ritner, I. N., Chaplain, Philadelphia, Pa.
- Ritzius, Henry P., Maj., Westfield, N. Y.
- Robert, Henry M., Brig.-Gen., Haworth, N. J.
- Robinson, George F., Maj., Pomona, Cal.
- Rochester, William B., Brig.-Gen., Washington, D. C.
- Rockwell, Almon F., Lieut.-Col., Paris, France.
- Rodenborough, F. F., Col., New York, N. Y.
- Rogers, Benjamin H., Maj., Hamburg, N. Y.
- Rogers, James S., Maj., Portland, Ore.
- Rose, Thomas E., Maj., Baltimore, Md.
- Rucker, Daniel H., Brig.-Gen., Washington.
- Ruger, Thomas H., Maj.-Gen., Stamford, Conn.
- Ruggles, George D., Brig.-Gen., Washington, D. C.
- Runkle, Benjamin P., Maj., Orono, Me.
- Russell, Edmund K., Maj., Philadelphia, Pa.
- Russell, George B., Lieut.-Col., Jamaica Plain, Mass.
- Russell, Gerald, Maj., Oakland, Cal.
- Sanborn, Washington I., Maj., Los Angeles, Cal.
- Sanford, George B., Col., Litchfield, Conn.
- Savage, Egbert B., Lieut.-Col., Cleveland, O.
- Sawtelle, Charles G., Brig.-Gen., London, England.
- Saxton, Rufus, Col., Washington, D. C.
- Scantling, John C., Maj., College Park, Md.
- Schwan, Theo., Brig.-Gen., Berlin, Germany.
- Schofield, John M., Lieut.-Gen., Ardsley-on-Hudson, N. Y.
- Scott, Douglas M., Washington, D. C.
- Scott, William H., Chaplain, Metropolis, Ill.
- Scott, Winfield, Chaplain, Scottsdale, Ariz.
- Scully, J. W., Col., Atlanta, Ga.
- Seibold, John S., Chaplain, Buffalo, N. Y.
- Seton, Henry, Maj., New York, N. Y.
- Shafter, William R., Brig.-Gen., San Francisco, Cal.
- Shannon, William C., Maj., Elkhorn, Neb.

Sharp, Alex., Maj., San Francisco, Cal.  
 Sharp, Thomas, Maj., Columbus, O.  
 Shea, Thomas, Lieut.-Col., Westport, Ky.  
 Sickles, Daniel E., Maj.-Gen., New York, N. Y.  
 Simpson, G. W., Chaplain, Baltimore, Md.  
 Sinclair, Marcus D. L., Col., Riverside, Ill.  
 Sinclair, William, Brig.-Gen., Washington, D. C.  
 Skinner, John O., Maj., Chambersburg, Pa.  
 Smith, Alfred T., Col., Buffalo, N. Y.  
 Smith, Charles H., Col., Washington, D. C.  
 Smith, Joseph R., Col., Philadelphia, Pa.  
 Smith, Leslie, Lieut.-Col., South Norwalk, Conn.  
 Smith, Lewis, Maj., San Francisco, Cal.  
 Smith, Oskaloosa M., Maj., Indianapolis.  
 Smith, Rodney, Col., St. Paul, Minn.  
 Smith, William, Brig.-Gen., Riverdale-on-Hudson, N. Y.  
 Smith, William F., Maj., Philadelphia, Pa.  
 Stafford, Stephen R., Maj., Brockport, N. Y.  
 Stanley, David S., Brig.-Gen., Washington.  
 Stewart, Charles S., Col., Cooperstown, N. Y.  
 Stewart, Joseph, Lieut.-Col., Berkeley, Cal.  
 Stone, Ebenezer W., Maj., Washington, D. C.  
 Stouch, George W. H., Maj., Darlington, O. T.  
 Strong, Norton, Maj., Baltimore, Md.  
 Sullivan, Thomas C., Brig.-Gen., Troy, O.  
 Summerhays, John W., Maj., Nantucket, Mass.  
 Summers, John E., Col., Washington, D. C.  
 Sumner, Edwin V., Brig.-Gen., Harrisburg, Pa.  
 Swaine, Peter T., Col., Los Nietos, Cal.  
 Swayne, Wager, Col., New York, N. Y.  
 Terrell, Charles M., Col., San Antonio, Tex.  
 Theaker, Hugh A., Col., New York, N. Y.  
 Thompson, William A., Maj., Annapolis, Md.  
 Throckmorton, Charles B., Maj., New York.  
 Tidball, John C., Col., Montclair, N. J.  
 Tilford, Joseph G., Col., Fisher's Island, N. Y.  
 Tilton, Henry R., Lieut.-Col., Washington.  
 Tompkins, Charles H., Col., Highland Falls, N. Y.  
 Town, Francis L., Col., Lancaster, N. H.  
 Townsend, Edwin F., Col., Washington.  
 Turner, William J., Maj., Omaha, Neb.  
 Van Horne, William M., Col., Fort Sheridan, Ill.  
 Van Ness, W. P., Maj., Ithaca, N. Y.  
 Van Valzah, David D., Col., Lewistown, Pa.

Van Voast, James, Col., Cincinnati, O.  
 Vernou, Charles A., Maj., Lansing, Mich.  
 Vickery, Richard S., Maj., National Soldiers' Home, Va.  
 Viele, Charles D., Col., Los Angeles, Cal.  
 Vincent, Thomas M., Col., Washington, D. O.  
 Volkmar, William J., Col., Denver, Col.  
 Vollum, Edgar P., Col., Munich, Germany.  
 Wagner, Henry, Lieut.-Col., New York, N. Y.  
 Waring, John K., Maj., Montauk, L. I.  
 Warner, Edward R., Maj., Wilkesbarre, Pa.  
 Waterbury, Wm. M., Maj., Washington, D. C.  
 Waters, William E., Lieut.-Col., Bolivar, W. Va.  
 Weaver, Francis H., Chaplain, Newry, Pa.  
 Wedemeyer, William G., Maj., Los Angeles, Cal.  
 Weeks, George H., Brig.-Gen., Washington.  
 Wessels, Henry W., Col., Wytheville, Va.  
 Wham, Joseph W., Maj., Washington, D. C.  
 Wheaton, Frank, Maj.-Gen., Washington.  
 Wheeler, Fred, Maj., Chicago, Ill.  
 Wheeler, George M., Maj., Washington, D. C.  
 Wheeler, Joseph, Brig.-Gen., New York.  
 Wherry, William M., Brig.-Gen., Cincinnati.  
 Whipple, Charles W., Lieut.-Col., Washington, D. C.  
 Whipple, William D., Col., New York, N. Y.  
 White, David, Chaplain, Lawrence, Kas.  
 Whittemore, James M., Col., New Haven, Conn.  
 Wilcox, John A., Lieut.-Col., London, England.  
 Wilhelm, Thomas, Maj., San Francisco, Cal.  
 Willard, Wells, Lieut.-Col., Springfield, Mass.  
 Wilcox, Orlando B., Brig.-Gen., Washington, D. C.  
 Williston, Edward B., Col., Norwich, Conn.  
 Wills, David, Chaplain, Washington, D. C.  
 Wilson, David, Chaplain, Denver, Col.  
 Wilson, John M., Brig.-Gen., Washington.  
 Witcher, John S., Maj., Salt Lake City, Utah.  
 Wolverton, William D., Lieut.-Col., Vancouver, Wash.  
 Wood, Henry C., Col., New York, N. Y.  
 Wood, Thomas J., Brig.-Gen., Dayton, O.  
 Woodhull, Alfred A., Col., Princeton, N. J.  
 Woodruff, Edward C., Lieut.-Col., Glen Ridge, N. J.  
 Woodward, George A., Col., Washington.  
 Worth, William S., Brig.-Gen., Fort Hamilton, N. Y.

**STRENGTH OF THE ARMY.**

Table compiled in the adjutant-general's office showing the actual strength of the regular army at stated periods in each year from 1789 to 1899, inclusive, retired officers being omitted:

|                | Officers. | Men.   | Total. |
|----------------|-----------|--------|--------|
| 1789*          | 46        | 840    | 886    |
| 1790*          | 57        | 1,216  | 1,273  |
| 1791*          | 104       | 2,128  | 2,232  |
| 1792 to 1796*  | 258       | 5,156  | 5,414  |
| 1796 to 1798*  | 233       | 3,126  | 3,359  |
| 1798*          | 783       | 13,638 | 14,421 |
| 1799*          | 2,447     | 49,244 | 51,691 |
| 1800 to 1801*  | 318       | 4,118  | 4,436  |
| 1802 to 1808*  | 241       | 3,046  | 3,287  |
| 1808 to 1812*  | 774       | 9,147  | 9,921  |
| 1812*          | 1,657     | 24,095 | 25,752 |
| 1813*          | 3,260     | 54,091 | 57,351 |
| 1814*          | 3,495     | 59,179 | 62,674 |
| July, 1815*    | 674       | 11,709 | 12,383 |
| December, 1816 | 726       | 9,298  | 10,024 |
| December, 1817 | 640       | 7,580  | 8,220  |
| December, 1818 | 640       | 7,036  | 7,676  |
| December, 1819 | 641       | 8,047  | 8,688  |

|                | Officers. | Men.   | Total. |
|----------------|-----------|--------|--------|
| December, 1820 | 712       | 8,230  | 8,942  |
| December, 1821 | 530       | 5,216  | 5,746  |
| November, 1822 | 512       | 4,699  | 5,211  |
| November, 1823 | 525       | 5,424  | 5,949  |
| November, 1824 | 532       | 5,247  | 5,779  |
| November, 1825 | 562       | 5,157  | 5,719  |
| November, 1826 | 540       | 5,269  | 5,809  |
| November, 1827 | 546       | 5,176  | 5,722  |
| November, 1828 | 540       | 4,989  | 5,529  |
| November, 1829 | 608       | 5,561  | 6,169  |
| November, 1830 | 627       | 5,324  | 5,951  |
| December, 1831 | 613       | 5,256  | 5,869  |
| November, 1832 | 659       | 5,443  | 6,102  |
| November, 1833 | 666       | 5,746  | 6,412  |
| November, 1834 | 669       | 6,155  | 6,824  |
| November, 1835 | 680       | 6,471  | 7,151  |
| November, 1836 | 672       | 5,611  | 6,283  |
| November, 1837 | 642       | 7,192  | 7,834  |
| November, 1838 | 701       | 7,952  | 8,653  |
| November, 1839 | 716       | 9,938  | 9,704  |
| December, 1840 | 733       | 9,837  | 10,570 |
| November, 1841 | 754       | 10,415 | 11,169 |
| November, 1842 | 781       | 9,847  | 10,628 |

|                     | Officers. | Men.   | Total. |                 | Officers. | Men.   | Total. |
|---------------------|-----------|--------|--------|-----------------|-----------|--------|--------|
| November, 1843..... | 895       | 8,130  | 8,935  | June, 1873..... | 2,076     | 27,580 | 29,656 |
| November, 1844..... | 813       | 7,760  | 8,573  | June, 1874..... | 2,080     | 23,440 | 30,520 |
| November, 1845..... | 826       | 7,523  | 8,349  | June, 1875..... | 2,094     | 23,580 | 25,674 |
| December, 1846..... | 879       | 9,811  | 10,690 | June, 1876..... | 2,151     | 24,161 | 26,312 |
| November, 1847..... | 1,353     | 20,333 | 21,686 | June, 1877..... | 2,178     | 22,676 | 24,854 |
| November, 1848..... | 929       | 9,106  | 10,035 | June, 1878..... | 2,153     | 23,701 | 25,854 |
| November, 1849..... | 945       | 9,640  | 10,585 | June, 1879..... | 2,127     | 24,341 | 26,468 |
| November, 1850..... | 948       | 9,815  | 10,763 | June, 1881..... | 2,181     | 23,561 | 25,742 |
| November, 1851..... | 944       | 9,594  | 10,538 | June, 1880..... | 2,152     | 24,357 | 26,509 |
| November, 1852..... | 957       | 10,245 | 11,202 | June, 1882..... | 2,162     | 23,477 | 25,639 |
| November, 1853..... | 961       | 9,456  | 10,417 | June, 1883..... | 2,143     | 23,044 | 25,547 |
| November, 1854..... | 956       | 9,789  | 10,745 | June, 1884..... | 2,156     | 24,268 | 26,424 |
| November, 1855..... | 1,042     | 14,710 | 15,752 | June, 1885..... | 2,167     | 24,731 | 26,898 |
| June, 1856.....     | 1,072     | 14,490 | 15,562 | June, 1886..... | 2,111     | 24,143 | 26,254 |
| June, 1857.....     | 1,091     | 14,667 | 15,764 | June, 1887..... | 2,200     | 24,994 | 26,594 |
| June, 1858.....     | 1,099     | 16,399 | 17,498 | June, 1888..... | 2,189     | 24,687 | 26,876 |
| December, 1859..... | 1,077     | 15,358 | 16,435 | June, 1889..... | 2,177     | 25,367 | 27,544 |
| December, 1860..... | 1,108     | 15,259 | 16,367 | June, 1890..... | 2,168     | 24,921 | 27,089 |
| June, 1861.....     | 1,004     | 15,418 | 16,422 | June, 1891..... | 2,052     | 24,123 | 26,175 |
| June, 1862.....     | 1,20      | 23,761 | 25,480 | June, 1892..... | 2,140     | 24,760 | 26,900 |
| June, 1863.....     | 1,844     | 22,915 | 24,759 | June, 1893..... | 2,158     | 25,361 | 27,519 |
| June, 1864.....     | 813       | 19,791 | 21,604 | June, 1894..... | 2,146     | 25,788 | 27,934 |
| April, 1865.....    | 605       | 20,705 | 22,310 | June, 1895..... | 2,154     | 25,018 | 27,172 |
| June, 1866.....     | 2,020     | 21,470 | 23,490 | June, 1896..... | 2,169     | 24,869 | 27,038 |
| August, 1867.....   | 2,853     | 53,962 | 56,815 | June, 1897..... | 2,179     | 25,353 | 27,532 |
| August, 1868.....   | 2,835     | 48,081 | 50,916 | June, 1898..... | 2,134     | 27,351 | 29,485 |
| August, 1869.....   | 2,700     | 34,074 | 36,774 | June, 1899..... | 2,471     | 62,258 | 64,729 |
| August, 1870.....   | 2,541     | 34,534 | 37,075 |                 |           |        |        |
| August, 1871.....   | 2,105     | 26,848 | 28,953 |                 |           |        |        |
| June, 1872.....     | 2,104     | 27,110 | 29,214 |                 |           |        |        |

\*The returns of the army covering these years are incomplete, and the authorized, instead of the actual, strength is here shown.

REORGANIZATION OF THE ARMY.

Under the army reorganization act, approved Feb. 2, 1901, the number of general officers provided for was 22, staff officers 870, line officers 2,922; total, 3,814. The minimum of the commissioned and enlisted strength was fixed at 57,870 and the maximum at 102,258. (The total of the old army was 31,472.) On the 13th of May, 1901, the secretary of war established the organization of the enlisted strength of the army as follows:

CAVALRY.

|  |       |
|--|-------|
| 12 troops of 85 enlisted men each.....             | 1,020 |
| Regimental and squadron noncommissioned staff..... | 8     |
| Regimental band.....                               | 28    |

|                                     |       |
|-------------------------------------|-------|
| Total enlisted men in regiment..... | 1,056 |
| Number of regiments.....            | 15    |

Total enlisted men in cavalry.....15,840

Each troop of cavalry will consist of 1 first sergeant, 1 quartermaster sergeant, 6 sergeants, 8 corporals, 2 cooks, 2 blacksmiths and farriers, 1 saddler, 1 wagoner, 2 trumpeters, 61 privates—85.

Each cavalry band will consist of 1 chief musician, 1 chief trumpeter, 1 principal musician, 1 drum major, 4 sergeants, 8 corporals, 1 cook, 11 privates—28.

ARTILLERY CORPS.

|  |     |
|--|-----|
| Sergeants major, senior grade.....                               | 21  |
| Sergeants major, junior grade.....                               | 27  |
| 10 bands (organized as provided for cavalry) of 28 men each..... | 280 |

Total noncommissioned staff, bands. 328

COAST ARTILLERY.

126 companies of 109 enlisted men each.13,734

FIELD ARTILLERY.

30 batteries of 160 enlisted men each.. 18,862

Total enlisted men in artillery corps.18,862

Each company of coast artillery will consist of 1 first sergeant, 1 quartermaster sergeant, 8 sergeants, 12 corporals, 2 cooks, 2 mechanics, 2 musicians, 81 privates—109.

Each battery of field artillery will consist of 1 first sergeant, 1 quartermaster sergeant, 1 stable sergeant, 6 sergeants, 12 corporals, 2 cooks, 4 artificers, 2 musicians, 131 privates—160.

INFANTRY.

|   |    |
|---|----|
| 12 companies of 104 enlisted men each. 1,248        |    |
| Regimental and battalion noncommissioned staff..... | 8  |
| Regimental band.....                                | 28 |

|                                     |        |
|-------------------------------------|--------|
| Total enlisted men in regiment..... | 1,284  |
| Number of regiments.....            | 30     |
| Total enlisted men in infantry..... | 38,520 |

Each infantry company will consist of 1 first sergeant, 1 quartermaster sergeant, 6 sergeants, 10 corporals, 2 cooks, 1 artificer, 2 musicians, 81 privates—104.

Each infantry band will consist of 1 chief musician, 1 principal musician, 1 drum major, 4 sergeants, 8 corporals, 1 cook, 12 privates—28.

ENGINEERS.

|  |     |
|--|-----|
| 4 companies of 104 enlisted men each.. | 416 |
| Battalion noncommissioned staff.....   | 2   |

|   |       |
|---|-------|
| Total enlisted men in battalion.....                    | 418   |
| Number of battalions.....                               | 3     |
| Total of enlisted men in battalions..                   | 1,254 |
| Engineer band (organized as provided for infantry)..... | 28    |

Total enlisted men in engineers..... 1,282

Each engineer company will consist of 1 first sergeant, 1 quartermaster sergeant, 8 sergeants, 10 corporals, 2 cooks, 2 musicians, 40 first-class privates, 40 second-class privates—104.

Total enlisted in line of the army.....74,504

STAFF DEPARTMENTS, ETC.

|                                     |               |
|-------------------------------------|---------------|
| United States military academy..    | 298           |
| Signal corps.....                   | 760           |
| Ordnance department.....            | 700           |
| Post commissary sergeants.....      | 200           |
| Post quartermaster sergeants.....   | 150           |
| Electrician sergeants.....          | 100           |
| Indian scouts.....                  | 75            |
| Recruiting parties and recruits.... | 500           |
| Total staff, etc.....               | 2,783         |
| <b>Total army.....</b>              | <b>77,287</b> |

ENLISTMENT OF FILIPINOS AND PORTO RICANS.

The army reorganization act authorizes the president to enlist natives of the Philippines as scouts or regulars to a number not exceeding 12,000 men and to make provisional appointments of natives to the grades of second and first lieutenants. He is also authorized to organize and maintain one provisional regiment of not exceeding three battalions of infantry to be composed of natives of Porto Rico.

PAST POLITICAL COMPLEXION OF THE STATES.

R., Republican; W., Whig; D., Democratic; U., Union; A., American; A. M., Anti-Masonic; N. R., National Republican; P., Populist.

| STATE.                       | 1824. | 1828. | 1832. | 1836. | 1840. | 1844. | 1848. | 1852. | 1856. | 1860. | 1864. | 1868. | 1872. | 1876. | 1880. | 1884. | 1888. | 1892. | 1896. | 1900. |
|------------------------------|-------|-------|-------|-------|-------|-------|-------|-------|-------|-------|-------|-------|-------|-------|-------|-------|-------|-------|-------|-------|
| Alabama.....                 | D.    | D.    | D.    | D.    | D.    | D.    | D.    | D.    | D.    | D.    | ....  | R.    | R.    | D.    | D.    | D.    | D.    | D.    | D.    | D.    |
| Arkansas.....                | D.    | D.    | D.    | D.    | D.    | D.    | D.    | D.    | D.    | D.    | ....  | D.    | D.    | D.    | D.    | D.    | D.    | D.    | D.    | D.    |
| California.....              | ....  | ....  | ....  | ....  | ....  | ....  | ....  | D.    | D.    | D.    | R.    | R.    | R.    | R.    | R.    | R.    | R.    | R.    | R.    | R.    |
| Colorado.....                | ....  | ....  | ....  | ....  | ....  | ....  | ....  | ....  | ....  | ....  | ....  | ....  | ....  | ....  | ....  | ....  | ....  | ....  | ....  | ....  |
| Connecticut..                | R.    | R.    | N. R. | D.    | W.    | W.    | W.    | D.    | R.    | R.    | R.    | R.    | R.    | R.    | R.    | R.    | R.    | R.    | R.    | R.    |
| Delaware.....                | W.    | R.    | N. R. | W.    | W.    | W.    | W.    | D.    | D.    | D.    | D.    | D.    | D.    | D.    | D.    | D.    | D.    | D.    | D.    | D.    |
| Florida.....                 | ....  | ....  | ....  | ....  | ....  | ....  | ....  | ....  | ....  | ....  | ....  | ....  | ....  | ....  | ....  | ....  | ....  | ....  | ....  | ....  |
| Georgia.....                 | W.    | D.    | D.    | W.    | W.    | D.    | W.    | D.    | D.    | D.    | D.    | D.    | D.    | D.    | D.    | D.    | D.    | D.    | D.    | D.    |
| Idaho.....                   | ....  | ....  | ....  | ....  | ....  | ....  | ....  | ....  | ....  | ....  | ....  | ....  | ....  | ....  | ....  | ....  | ....  | ....  | ....  | ....  |
| Illinois.....                | D.    | D.    | D.    | D.    | D.    | D.    | D.    | D.    | D.    | D.    | D.    | R.    | R.    | R.    | R.    | R.    | R.    | R.    | R.    | R.    |
| Indiana.....                 | D.    | D.    | D.    | W.    | W.    | D.    | D.    | D.    | D.    | D.    | R.    | R.    | R.    | R.    | R.    | R.    | R.    | R.    | R.    | R.    |
| Iowa.....                    | ....  | ....  | ....  | ....  | ....  | ....  | ....  | D.    | D.    | R.    | R.    | R.    | R.    | R.    | R.    | R.    | R.    | R.    | R.    | R.    |
| Kansas.....                  | ....  | ....  | ....  | ....  | ....  | ....  | ....  | ....  | ....  | ....  | ....  | ....  | ....  | ....  | ....  | ....  | ....  | ....  | ....  | ....  |
| Kentucky.....                | W.    | D.    | N. R. | W.    | W.    | W.    | W.    | W.    | D.    | U.    | D.    | D.    | D.    | D.    | D.    | D.    | D.    | D.    | D.    | D.    |
| Louisiana.....               | D.    | D.    | D.    | D.    | W.    | D.    | D.    | D.    | D.    | D.    | D.    | D.    | D.    | D.    | D.    | D.    | D.    | D.    | D.    | D.    |
| Maine.....                   | R.    | R.    | D.    | D.    | D.    | D.    | D.    | D.    | D.    | R.    | R.    | R.    | R.    | R.    | R.    | R.    | R.    | R.    | R.    | R.    |
| Maryland.....                | D.    | R.    | N. R. | W.    | W.    | W.    | W.    | D.    | A.    | R.    | R.    | R.    | R.    | R.    | R.    | R.    | R.    | R.    | R.    | R.    |
| Mass.....                    | R.    | R.    | N. R. | W.    | W.    | D.    | W.    | W.    | R.    | R.    | R.    | R.    | R.    | R.    | R.    | R.    | R.    | R.    | R.    | R.    |
| Michigan.....                | ....  | ....  | ....  | D.    | W.    | D.    | D.    | D.    | D.    | R.    | R.    | R.    | R.    | R.    | R.    | R.    | R.    | R.    | R.    | R.    |
| Minnesota.....               | ....  | ....  | ....  | ....  | ....  | ....  | ....  | ....  | ....  | ....  | ....  | ....  | ....  | ....  | ....  | ....  | ....  | ....  | ....  | ....  |
| Mississippi..                | D.    | D.    | D.    | D.    | W.    | D.    | D.    | D.    | D.    | D.    | D.    | R.    | R.    | R.    | D.    | D.    | D.    | D.    | D.    | D.    |
| Missouri.....                | W.    | D.    | D.    | D.    | D.    | D.    | D.    | D.    | D.    | D.    | D.    | R.    | R.    | D.    | D.    | D.    | D.    | D.    | D.    | D.    |
| Montana.....                 | ....  | ....  | ....  | ....  | ....  | ....  | ....  | ....  | ....  | ....  | ....  | ....  | ....  | ....  | ....  | ....  | ....  | ....  | ....  | ....  |
| Nebraska.....                | ....  | ....  | ....  | ....  | ....  | ....  | ....  | ....  | ....  | ....  | ....  | ....  | R.    | R.    | R.    | R.    | R.    | R.    | R.    | R.    |
| Nevada.....                  | ....  | ....  | ....  | ....  | ....  | ....  | ....  | ....  | ....  | ....  | ....  | ....  | R.    | R.    | R.    | R.    | R.    | R.    | R.    | R.    |
| New Hamp.....                | R.    | R.    | D.    | D.    | D.    | D.    | D.    | D.    | R.    | R.    | R.    | R.    | R.    | R.    | R.    | R.    | R.    | R.    | R.    | R.    |
| New Jersey..                 | D.    | R.    | D.    | W.    | W.    | W.    | W.    | D.    | D.    | D.    | D.    | D.    | D.    | D.    | D.    | D.    | D.    | D.    | D.    | D.    |
| New York.....                | R.    | D.    | D.    | D.    | W.    | D.    | W.    | D.    | R.    | R.    | R.    | R.    | R.    | R.    | R.    | R.    | R.    | R.    | R.    | R.    |
| N. Carolina..                | D.    | D.    | D.    | D.    | W.    | W.    | W.    | D.    | D.    | D.    | D.    | R.    | R.    | R.    | R.    | R.    | R.    | R.    | R.    | R.    |
| N. Dakota.....               | ....  | ....  | ....  | ....  | ....  | ....  | ....  | ....  | ....  | ....  | ....  | ....  | ....  | ....  | ....  | ....  | ....  | P.    | R.    | R.    |
| Ohio.....                    | W.    | ....  | D.    | W.    | W.    | W.    | D.    | D.    | R.    | R.    | R.    | R.    | R.    | R.    | R.    | R.    | R.    | R.    | R.    | R.    |
| Oregon.....                  | ....  | D.    | ....  | ....  | ....  | ....  | ....  | ....  | ....  | ....  | ....  | ....  | ....  | ....  | ....  | ....  | ....  | ....  | ....  | ....  |
| Penn.....                    | D.    | D.    | D.    | D.    | D.    | D.    | W.    | D.    | D.    | R.    | R.    | R.    | R.    | R.    | R.    | R.    | R.    | R.    | R.    | R.    |
| Rhode Isl'd.                 | R.    | R.    | N. R. | D.    | W.    | W.    | W.    | D.    | D.    | R.    | R.    | R.    | R.    | R.    | R.    | R.    | R.    | R.    | R.    | R.    |
| S. Carolina..                | D.    | D.    | W.    | W.    | D.    | D.    | D.    | D.    | D.    | D.    | ....  | R.    | R.    | R.    | D.    | D.    | D.    | D.    | D.    | D.    |
| S. Dakota.....               | ....  | ....  | ....  | ....  | ....  | ....  | ....  | ....  | ....  | ....  | ....  | ....  | ....  | ....  | ....  | ....  | ....  | ....  | R.    | R.    |
| Tennessee...<br>Texas.....   | D.    | D.    | D.    | W.    | W.    | W.    | W.    | W.    | D.    | U.    | ....  | R.    | D.    | D.    | D.    | D.    | D.    | D.    | D.    | D.    |
| Vermont.....                 | R.    | R.    | A. M. | W.    | W.    | W.    | W.    | W.    | R.    | R.    | R.    | R.    | R.    | R.    | R.    | R.    | R.    | R.    | R.    | R.    |
| Virginia.....                | W.    | D.    | D.    | D.    | D.    | D.    | D.    | D.    | D.    | U.    | ....  | ....  | ....  | ....  | ....  | ....  | ....  | ....  | ....  | ....  |
| Washington.<br>W. Virginia.  | ....  | ....  | ....  | ....  | ....  | ....  | ....  | ....  | ....  | ....  | ....  | ....  | ....  | ....  | ....  | ....  | ....  | ....  | ....  | ....  |
| Wisconsin...<br>Wyoming..... | ....  | ....  | ....  | ....  | ....  | ....  | D.    | D.    | R.    | R.    | R.    | R.    | R.    | R.    | R.    | D.    | D.    | D.    | R.    | R.    |

In five states in 1892 the electoral vote was divided: California gave 8 electoral votes for Cleveland and 1 for Harrison and Ohio gave 1 for Cleveland and 22 for Harrison; in Michigan, by act of the legislature, each congressional district voted separately for an elector; in Oregon 1 of the 4 candidates for electors on the people's party ticket was also on the democratic ticket; in North Dakota 1 of the 2 people's party electors cast his vote for Cleveland, this causing the electoral vote of the state to be equally divided between Cleveland, Harrison and Weaver. In 1896 California gave 8 electoral votes to McKinley and 1 to Bryan; Kentucky gave 12 to McKinley and 1 to Bryan.

KING EDWARD'S OFFICIAL TITLE.

The title of the British sovereign, formally and legally adopted, is: "Edward the Seventh, by the grace of God, of the united kingdom of Great Britain and Ireland and of the British dominion beyond the sea, king, defender of the faith and emperor of India."



## The Navy of the United States.

[Corrected to Nov. 10, 1901.]

## ACTIVE LIST.

## ADMIRAL.

George Dewey, senior member general board.

## REAR-ADMIRALS.

John A. Howell, pres. naval retiring board.  
 George C. Remy, comdg. Asiatic station.  
 Norman H. Farquhar, chm. lighthouse board.  
 John C. Watson, pres. naval exam. board.  
 Silas Casey, commanding Pacific station.  
 William T. Sampson, waiting orders.  
 Bartlett J. Cromwell, commanding European station.  
 Francis J. Higginson, commanding North Atlantic station.  
 Frederick Rodgers, senior squadron commander Asiatic station.  
 Louis Kempff, junior squadron commander Asiatic station.  
 George W. Sumner, commandant navy yard, League Island.  
 Albert S. Barker, commandant, navy yard, New York.  
 Charles S. Cotton, commandant navy yard, Norfolk, Va.  
 Robley D. Evans, president board of inspection and survey.  
 Silas W. Terry, commandant navy yard, Washington.  
 Merrill Miller, commandant navy yard, Mare Island.  
 John J. Read, comdt. navy yard, Portsmouth.  
 Henry C. Taylor, member general board.  
 Mortimer L. Johnson, commandant navy yard, Boston.  
 Edwin M. Shepard, commandant naval station, Port Royal.  
 Frank Wildes, comdt. navy yard, Pensacola.  
 Henry Glass, commanding training station, San Francisco.

## CAPTAINS.

Phillip H. Cooper, member general court-martial, Samoa.  
 George H. Wadleigh, commanding receiving ship Wabash.  
 \*A. S. Crowninshield, chief of bureau of navigation.  
 James H. Sands, member retiring board.  
 Yates Stirling, commandant naval station, San Juan.  
 William C. Wise, commanding receiving ship Franklin.  
 Francis A. Cook, member retiring board.  
 Charles E. Clark, governor naval home.  
 Joseph B. Coghlan, captain navy yard, New York.  
 Purnell F. Harrington, member general court-martial, Samoa.  
 Louis J. Allen, navy yard, Mare Island.  
 \*George W. Melville, chief bureau steam engineering.  
 Charles D. Sigsbee, chief intelligence officer.  
 Colby M. Chester, naval war college.  
 Charles J. Barclay, capt. navy yard, Boston.  
 Benjamin P. Lambertson, member lighthouse board.  
 French E. Chadwick, pres. naval war college.  
 Richard P. Leary, sick leave.  
 Bowman H. McCalla, comdg. Kearsarge.  
 William H. Whiting, commanding receiving ship Independence.  
 \*Charles O'Neil, chief bureau of ordnance.  
 Caspar F. Goodrich, captain navy yard, League Island.  
 Theodore F. Jewell, member examin'g board.

William M. Folger, lighthouse inspector 3d district.

Francis W. Dickens, commanding Brooklyn.  
 George F. F. Wilde, captain navy yard, Portsmouth, N. H.Charles H. Davis, supt. naval observatory.  
 Charles J. Train, member board of inspection and survey.Ralph Aston, inspection duty.  
 George W. Pigman, navy yard, Washington.  
 Charles H. Rockwell, captain navy yard, Mare Island.George A. Converse, commanding Illinois.  
 \*Royal B. Bradford, chief of bureau of equipment.Joseph E. Craig, commanding Albany.  
 Charles M. Thomas, commanding Oregon.  
 Albert S. Snow, commanding receiving ship Columbia.George C. Reiter, commanding Wisconsin.  
 Willard H. Brownson, commanding Alabama.  
 William W. Mead, comdg. Philadelphia.Edwin S. Houston, waiting orders.  
 Edwin Longnecker, naval station, Port Royal.  
 Thomas Perry, commanding Iowa.Charles H. Stockton, commanding Kentucky.  
 Asa Walker, member examining board.  
 Eugene W. Watson, capt. navy yard, Norfolk.John F. Merry, commandant naval station, Hawaii.  
 Washburn Maynard, secretary lighthouse board.Henry W. Lyon, duty with Olympia.  
 James H. Dayton, commanding Chicago.Morris R. S. Mackenzie, comdg. New York.  
 Charles S. Sperry, commanding New Orleans.  
 John J. Hunker, commanding training ship and station, Newport.William W. Reisinger, waiting orders.  
 William T. Burwell, commandant navy yard, Puget Sound.

Franklin Hanford, commandant naval station, Cavite.

Chapman C. Todd, to command Brooklyn.  
 Robert M. Berry, commanding Dixie.Samuel W. Very, navy yard, Boston.  
 Henry N. Manney, comdg. Massachusetts.  
 William T. Swinburne, waiting orders.Joseph N. Hemphill, member board of inspection and survey.  
 Abraham B. H. Lillie, commandant naval station, Key West.William H. Emory, commanding Indiana.  
 George A. Bicknell, navy yard, Norfolk.  
 Charles T. Hutchins, commanding Buffalo.Benjamin F. Tilley, waiting orders.  
 Harry Knox, navy yard, Washington.  
 Clifford H. West, navy yard, New York.John P. Merrell, charge naval station, Algiers, La.  
 Joseph G. Eaton, navy yard, Boston.Fernando P. Gilmore, commanding Glacier.  
 Eugene H. C. Leutze, supt. gun factory.  
 Uriel Sebree, commanding Abarenda.

## COMMANDERS.

William A. Windsor, inspection duty.  
 Albert R. Couden, commanding Mohican.  
 Edwin C. Pendleton, commanding Atlanta.William Swift, commanding Yorktown.  
 Henry B. Mansfield, recruiting duty, New York.John D. Ford, inspection duty.  
 Charles R. Roelker, member board of inspection and survey.

Frederick M. Symonds, lighthouse inspector, 9th district.  
 Walton Goodwin, sick leave.  
 Albert Ross, lighthouse inspector, 5th dist.  
 Richardson Clover, naval attache, London.  
 James M. Miller, navy yard, New York.  
 John V. B. Bleeker, navy yard, Portsmouth.  
 Andrew Dunlap, lighthouse inspector, 10th district.  
 John A. B. Smith, navy yard, New York.  
 Edward H. Gheen, waiting orders.  
 Wells L. Field, waiting orders.  
 Harrison G. O. Colby, recruiting duty, Boston.  
 Leavitt C. Logan, bureau of equipment.  
 Alexander B. Bates, navy yard, League Island.  
 Conway H. Arnold, commanding Enterprise.  
 William S. Cowles, assistant to bureau of navigation.  
 Robert W. Milligan, navy yard, Norfolk.  
 Edward D. Taussig, navy yard, Washington.  
 Richard Inch, insp. duty, Newport News.  
 John E. Pillsbury, commanding Prairie.  
 William H. Reeder, to command Hartford.  
 George W. Baird, superintendent state, war and navy building.  
 Charles W. Rae, member examining board.  
 Harrie Webster, inspection duty.  
 Charles C. Cornwell, Naval home.  
 Holland N. Stevenson, inspection duty, San Francisco.  
 George H. Kearny, navy yard, Boston.  
 Adolph Marix, captain of port, Manila.  
 Raymond P. Rodgers, navy yard, New York.  
 William S. Moore, inspection duty.  
 Royal R. Ingersoll, commanding Helena.  
 Seaton Schroeder, naval governor of Guam.  
 Duncan Kennedy, navy yard, League Island.  
 Richard Wainwright, supt. Naval academy.  
 Jefferson F. Moser, waiting orders.  
 Franklin J. Drake, commanding Monterey.  
 Thomas C. McLean, ordered to command Cincinnati.  
 William J. Barnette, commanding school ship Saratoga.  
 Francis H. Delano, commanding Marietta.  
 Charles T. Forse, commanding Celtic.  
 Edwin K. Moore, navy yard, Boston.  
 John A. Rogers, lighthouse insp., 6th dist.  
 Albion V. Wadhams, commanding school ship St. Mary's.  
 James D. Adams, commanding Alert.  
 James K. Cogswell, comdg. Isla de Luzon.  
 Frederick Singer, lighthouse insp., 7th dist.  
 James R. Selfridge, commanding Princeton.  
 William H. Everett, navy yard, Boston.  
 John M. Hawley, commanding Hartford.  
 Gottfried Blocklinger, commanding Concord.  
 Perry Garst, commanding Isla de Cuba.  
 Arthur B. Speyers, commanding Monadnock.  
 Ebenezer S. Prime, comdg. Wilmington.  
 William P. Potter, commanding Ranger.  
 Nathan E. Niles, commanding Nashville.  
 Giles B. Harber, naval attache, Paris and St. Petersburg.  
 John B. Briggs, navy yard, New York.  
 Newton E. Mason, charge torpedo station.  
 Thomas H. Stevens, commanding Manila.  
 Julien S. Ogden, sick leave.  
 Charles P. Perkins, charge recruiting rendezvous, Chicago.  
 Charles G. Bowman, commanding Don Juan de Austria.  
 William H. Bechler, naval attache, Berlin, Vienna and Rome.  
 Arthur P. Nazro, lighthouse inspector, 1st and 2d districts.  
 William W. Kimball, navy y'd, Washington.  
 William P. Day, lighthouse insp., 13th dist.  
 John C. Wilson, lighthouse insp., 11th dist.

George P. Colvocresses, ordered to command Lancaster.  
 Urlah R. Harris, lighthouse insp., 15th dist.  
 Richard G. Davenport, commanding Essex.  
 John A. Norris, longitude expedition.  
 Edward B. Barry, commanding Vicksburg.  
 Herbert Winslow, commanding Solace.  
 William H. Turner, lighthouse inspector, 14th district.  
 Charles E. Colahan, Naval academy.  
 Albert G. Berry, commanding Amphitrite.  
 Nathaniel J. K. Patch, sick leave.  
 Thomas S. Phelps, Jr., navy yard, Mare Island.  
 Karl Rohrer, commanding Annapolis.  
 John A. H. Nickels, commanding Topeka.  
 Clinton K. Curtis, navy yard, Norfolk.  
 Theodorle Porter, naval station, Cavite.  
 Daniel D. V. Stuart, naval station, Cavite.  
 Charles A. Adams, navy yard, New York.  
 Kossuth Niles, lighthouse insp., 8th district.  
 Warner B. Bayley, inspection duty.  
 Dennis H. Mahan, captain navy yard, Puget Sound.  
 James H. Perry, bureau steam engineering.  
 Albert F. Dixon, waiting orders.  
 Edward M. Hughes, sick leave.  
 Samuel P. Comly, commanding Alliance.  
 John Hubbard, lighthouse insp., 4th district.  
 Alexander McCrackin, navy yard, Mare Island.  
 George L. Dyer, Naval academy.  
 Corwin P. Rees, commanding Monongahela.  
 Lewis C. Heiner, navy yard, New York.  
 Joseph B. Murdock, Naval War college.  
 Hugo Osterhaus, Naval academy.  
 Albert C. Dillingham, lighthouse inspector, 16th district.  
 John B. Collins, navy yard, Pensacola.  
 Charles E. Veeland, member board of inspection and survey.  
 Nathan Sargent, aid to the admiral.  
 James H. Bull, branch hydrographic office, Buffalo.  
 Greenlief A. Merriam, lighthouse inspector, 1st district.  
 John B. Milton, lighthouse insp., 12th dist.  
 William H. Nauman, insp. duty, Bath, Me.  
 Aaron Ward, navy yard, New York.  
 George W. Mentz, lighthouse est. Porto Rico.  
 Sidney A. Staunton, waiting orders.  
 Charles W. Bartlett, naval station, Cavite.  
 Chauncey Thomas, commanding Albatross.

#### LIEUTENANT-COMMANDERS.

William A. Marshall, Kearsarge.  
 John E. Roller, commanding Monocacy.  
 Carlos G. Calkins, commanding Vixen.  
 William E. Sewell, navy yard, Portsmouth.  
 Henry McCrea, commanding Machias.  
 Edward F. Qualtrough, Chicago.  
 Luclen Young, commandant naval station, Havana.  
 Asher C. Baker, Massachusetts.  
 William H. H. Southerland, hydrographer.  
 Charles E. Fox, naval observatory.  
 John C. Fremont, naval station, Cavite.  
 Albert Mertz, receiving ship Wabash.  
 Rogers H. Galt, Monadnock.  
 Vincendon L. Cottman, bureau of navigation.  
 Frank E. Sawyer, receiving ship Columbia.  
 William H. Schuetze, bureau of equipment.  
 Thomas B. Howard, Naval academy.  
 Walter C. Cowles, Brooklyn.  
 Austin M. Knight, commanding Yankton.  
 Charles J. Badger, Alabama.  
 Samuel W. B. Diehl, commanding Eagle.  
 Reginald F. Nicholson, bureau of navigation.  
 Samuel C. Lemly, judge-advocate general.  
 Edmund B. Underwood, secy. general board.  
 William F. Halsey, comdg. Gen. Alava.  
 Frank A. Wilner, Dixie.

Henry Morrell, Amphitrite.  
 William Winder, commanding Michigan.  
 Charles B. T. Moore, navy yard, Mare Island.  
 Ten Eyck DeW. Veeder, bureau of equipment.  
 Alfred Reynolds, Kentucky.  
 John M. Robinson, Wilmington.  
 John K. Barton, Brooklyn.  
 Robert G. Denig, inspection duty.  
 George H. Peters, Iowa.  
 Bradley A. Fiske, inspection duty.  
 Frank H. Holmes, Monterey.  
 John F. Parker, navy yard, Mare Island.  
 Hamilton Hutchins, navy yard, League Island.  
 John M. Bowyer, navy yard, Washington.  
 John C. Colwell, naval station, Cavite.  
 George B. Ransom, navy yard, Portsmouth.  
 William R. A. Rooney, Yorktown.  
 Edward J. Dorn, Abacanda.  
 Bernard O. Scott, inspection duty.  
 William C. Eaton, inspection duty.  
 Alfred B. Canaga, naval station, Cavite.  
 Abraham V. Zane, Kearsarge.  
 John R. Edwards, bureau steam engineering.  
 Stacy Potts, inspection duty.  
 Henry T. Cleaver, Monterey.  
 James M. Helm, commanding Frolic.  
 Albert B. Willits, Iowa.  
 Cameron McR. Winslow, Kearsarge.  
 James P. S. Lawrence, inspection duty.  
 Isaac S. K. Reeves, New York.  
 York Noel, training station, Newport.  
 Albon C. Hodgson, Indiana.  
 William G. Cutler, Naval academy.  
 Alexander Sharp, Jr., waiting orders.  
 Charles Laird, sick leave.  
 Nathaniel R. Usher, Illinois.  
 Walter S. Hughes, Philadelphia.  
 Fidelity S. Carter, Topeka.  
 Frank F. Fletcher, navy yard, Washington.  
 Harry H. Hosley, Buffalo.  
 Frank E. Beatty, navy yard, Washington.  
 Moses L. Wood, Kearsarge.  
 Robert M. Doyle, Wisconsin.  
 George M. Stoney, Solace.  
 Frederick W. Coffin, Topeka.  
 Wythe M. Parks, bureau steam engineering.  
 Frank H. Bailey, bureau steam engineering.  
 Harry M. Hodges, supervisor N. Y. harbor.  
 William B. Caperton, Prairie.  
 James T. Smith, New Orleans.  
 George S. Willits, inspection duty.  
 Walter F. Worthington, Chicago.  
 William N. Little, navy yard, New York.  
 Theodore F. Burgdorff, navy yard, New York.  
 Frank H. Eldridge, Naval academy.  
 Edgar T. Warburton, Indiana.  
 Henry C. Gearing, Naval academy.  
 Templin M. Potts, receiving ship Richmond.  
 William H. Allen, bureau of equipment.  
 Burns T. Walling, Albany.  
 Clifford J. Boush, hydrographic office.  
 James H. Sears, branch hydrographic office, New York.  
 Abraham E. Culver, bureau of ordnance.  
 Henry T. Mayo, Wisconsin.  
 Charles C. Rogers, navy yard, Norfolk.  
 John T. Newton, Atlanta.  
 Benjamin Tappan, Iowa.  
 Charles F. Pond, commanding Iroquois.  
 Walter McLean, Machias.  
 Washington I. Chambers, Annapolis.  
 James C. Gillmore, Kearsarge.  
 Charles A. Gove, Kentucky.  
 De Witt Coffman, Essex.  
 Richard Henderson, Illinois.  
 Thomas D. Griffin, navy yard, Mare Island.  
 Henry Minnett, Concord.  
 Richard T. Mulligan, Alliance.

William Braunersreuther, treatment hospital, Yokohama.  
 Francis H. Sherman, treatment hospital, Yokohama.  
 William S. Hogg, navy yard, Washington.  
 Reynold T. Hall, navy yard, New York.  
 Robert I. Reid, navy yard, New York.  
 William F. Fullam, Lancaster.  
 Horace M. Witzel, office naval intelligence.  
 Albert G. Winterhalter, Helena.  
 John M. Orchard, Naval academy.  
 John N. Jordan, Celtic.  
 Augustus F. Fechteler, Iowa.  
 Edward E. Wright, navy yard, Boston.  
 Albert Gleaves, commanding Dolphin.  
 James P. Parker, Naval academy.  
 Ben W. Hodges, Chicago.  
 Herbert O. Dunn, Glacier.  
 Arthur W. Dodd, training sta., S. Francisco.  
 George W. Denfeld, New York.  
 Albert W. Grant, Naval academy.  
 Horace W. Harrison, Ranger.  
 Valentine S. Nelson, Buffalo.  
 William S. Benson, Naval academy.  
 William V. Bronaugh, Kearsarge.  
 Frank M. Bostwick, Oregon.  
 James H. Oliver, Nashville.  
 Harry M. Dombaugh, Hartford.  
 Simon Cook, inspection duty.  
 Thomas S. Rodgers, member of board of inspection and survey.  
 Franklin J. Schell, naval station, Cavite.  
 John G. Quinby, Alabama.  
 James H. Glennon, Vicksburg.  
 Percival J. Werlich, waiting orders.  
 William R. Rush, Marietta.  
 Harry S. Knapp, Mohican.  
 William L. Rodgers, Lancaster.  
 Harry McL. P. Huse, comdg. Villalobos.  
 Roy C. Smith, Massachusetts.  
 George W. McElroy, Wisconsin.  
 Robert S. Griffin, bureau steam engineering.  
 Albert N. Wood, training station, San Francisco.  
 Edward Lloyd, Jr., Naval academy.  
 Richard M. Hughes, Philadelphia.  
 Charles N. Atwater, Monongahela.  
 John H. L. Holcombe, coal station, Pt. Isabella, P. I.  
 William L. Burdick, Atlanta.  
 Frank W. Bartlett, Indiana.  
 Frederick C. Bieg, naval academy.  
 Harry Kimmell, Indiana.  
 Howard Gage, Oregon.  
 John L. Gow, Massachusetts.  
 George R. Clark, branch hydrographic office, Cleveland.  
 George H. Stafford, waiting orders.  
 Allen G. Rogers, Solace.  
 William P. White, inspection duty.  
 George E. Burd, Philadelphia.  
 John H. Shipley, Brooklyn.  
 John E. Craven, Chesapeake.  
 James H. Hetherington, receiving ship Independence.  
 John J. Knapp, Nautical school, Manila.  
 Augustus C. Almy, training ship and station, San Francisco.  
 John Hood, Naval academy.  
 Carl W. Jungen, Amphitrite.  
 Edward E. Hayden, navy yard, Washington.  
 Benjamin C. Bryan, naval station, Cavite.  
 Le Roy M. Garrett, navy yard, Washington.  
 Charles C. Marsh, naval attache, Tokyo.  
 Charles H. Harlow, branch hydrographic office, Boston.  
 Clarence A. Carr, Solace.  
 John B. Blish, Alert.  
 William A. Gill, Brooklyn.  
 Thomas W. Ryan, Monacacy.  
 Harold P. Norton, Albany.

## MEDICAL CORPS.

## MEDICAL DIRECTORS.

(Rank of Captain.)

- \*William K. Van Reyppen, chief bureau medicine and surgery.  
 George F. Winslow, naval recruiting rendezvous, Boston.  
 Hosea J. Babin, charge naval hospital, N. Y.  
 Joseph B. Parker, charge naval hospital, Philadelphia.  
 Abel F. Price, naval hospital, Washington.  
 James A. Hawke, naval hospital, Mare Island.  
 Robert A. Marmon, president medical examining board.  
 Dwight Dickinson, naval hospital, Boston.  
 Wm. G. Farwell, special duty, Philadelphia.  
 John C. Wise, member examining and retiring boards.  
 George P. Bradley, naval museum of hygiene.  
 Charles U. Gravatt, president medical examining board, New York.  
 Paul Fitzsimmons, naval hospital, Newport.  
 William S. Dixon, member of examining and retiring boards.  
 Remus C. Persons, marine recruiting office, New York.

## MEDICAL INSPECTORS.

(Rank of Commander.)

- Nelson M. Ferebee, naval hospital, Norfolk.  
 James R. Waggener, sick leave.  
 Thomas H. Streets, naval laboratory, New York.  
 Manly H. Simons, Iowa (fleet).  
 Joan C. Boyd, Keersarge (fleet).  
 George E. H. Harmon, naval hospital, Yokohama.  
 Howard Wells, navy yard, Boston.  
 Daniel N. Bertolette, Brooklyn (fleet).  
 Ezra Z. Derr, Chicago (fleet).  
 Frank B. Stephenson, navy yard, Portsmouth.  
 Presley M. Rixey, naval dispensary.  
 Walter A. McClurg, training ship and station, Newport.  
 Cumberland G. Herndon, navy yard, Washington.  
 Lucien G. Heneberger, member medical examining board, New York.  
 Edward H. Green, member medical examining board.

## SURGEONS.

(Rank of Lieutenant-Commander.)

- Samuel H. Dickson, hdqrs. marine corps.  
 David O. Lewis, sick leave.  
 Howard E. Ames, Massachusetts.  
 Frank Anderson, Alabama.  
 Phillips A. Lovering, navy yard, Mare Island.  
 William R. Du Bose, Wisconsin.  
 Charles T. Hibbett, naval hospital, Cavite.  
 Nelson H. Drake, member medical examining board, New York.  
 Henry G. Beyer, Prairie.  
 John M. Steele, torpedo station, Newport.  
 James E. Gardiner, New York.  
 Millard H. Crawford, Illinois.  
 George P. Lumsden, Kentucky.  
 Emlyn H. Marsteller, receiving ship Richmond.  
 James C. Byrnes, navy yard, New York.  
 Samuel H. Griffith, member medical examining board.  
 Averley C. H. Russell, waiting orders.  
 Clement Biddle, Indiana.  
 Henry T. Percy, navy yard, Norfolk.  
 James D. Gatewood, assistant, bureau of medicine and surgery.  
 Oliver Diehl, navy yard, League Island.

(Rank of Lieutenant.)

- John M. Edgar, receiving ship Wabash.  
 Philip Leach, receiving ship Columbia.  
 Lloyd W. Curtis, Buffalo.  
 Henry B. Pitts, marine barracks, Sitka.  
 Victor C. B. Means, Monterey.  
 Frederick J. B. Cordeiro, navy yard, Pensacola.  
 Francis W. F. Wieber, Naval academy.  
 Oliver D. Norton, waiting orders.  
 Frederick A. Hesler, naval station, Guam.  
 Isaac W. Kite, waiting orders.  
 Andrew R. Wentworth, Albany.  
 Corbin J. Decker, marine record officer, San Francisco.  
 Thomas A. Berryhill, sick leave.  
 Eugene P. Stone, Dolphin.  
 George Pickrel, naval dispensary, Washington.  
 Rand P. Crandall, recruiting duty, bureau of navigation.  
 Hatton N. T. Harris, Monocacy.  
 John F. Urle, marine recording office, Boston.  
 Albert M. D. McCormick, Naval academy.  
 Will F. Arnold, New Orleans.  
 George B. Wilson, Dixie.  
 Charles F. Stokes, Solace.  
 Edward R. Stitt, Hartford.  
 Manley F. Gates, Atlanta.  
 Charles H. T. Lowndes, naval station, San Juan.  
 George H. Barber, Monongahela.  
 George Rothganger, naval hospital, New York.  
 George T. Smith, Amphitrite.  
 George A. Lung, waiting orders.  
 Luther L. von Wedekind, waiting orders.  
 Edward S. Bogert, Lancaster.  
 Leckinski W. Sprattling, waiting orders.  
 Robert M. Kennedy, waiting orders.  
 Norman J. Blackwood, Alliance.

## PAY CORPS.

PAY DIRECTORS.

(With rank of Captain.)

- Henry M. Denniston, navy pay office, N. Y.  
 Frank C. Cosby, general inspector pay corps.  
 \*Albert S. Kenny, chief bureau supplies and accounts.  
 Edward Bellows, general storekeeper, Portsmouth.  
 Arthur Burtis, navy pay office, Boston.  
 Edwin Putnam, general storekeeper, New York.  
 Robert P. Lisle, navy pay office, Philadelphia.  
 Leonard A. Fralley, navy pay office, Washington.  
 George E. Hendec, navy yard, Boston.  
 Henry T. Wright, navy pay office, Hongkong, China.  
 Albert W. Bacon, general storekeeper, Mare Island.  
 Joseph Foster, waiting orders.  
 Theodore S. Thompson, navy pay office, San Francisco.

## PAY INSPECTORS.

(With rank of Commander.)

- William J. Thomson, navy pay office, Seattle, Wash.  
 John B. Redfield, Chicago (fleet).  
 Ichabod G. Hobbs, navy pay office, Newport.  
 Henry T. B. Harris, Brooklyn (fleet).  
 Stephen Rand, San Francisco.  
 Lawrence G. Boggs, navy yard, New York.  
 Samuel R. Colhoun, Iowa (fleet).  
 Josiah R. Stanton, waiting orders.  
 James A. Ring, general storekeeper, Norfolk.

\*Rank of rear-admiral while chief of bureau.  
 †Judge-advocate general has rank of captain.

James E. Cann, navy yard, Portsmouth.  
John N. Speel, general storekeeper, League Island.

Reah Frazer, navy yard, League Island.  
Hiram E. Drury, Brooklyn (fleet).

## PAYMASTERS.

(With rank of Lieutenant-Commander.)  
Charles W. Littlefield, Kearsarge (fleet).  
Arthur Peterson, Naval home, Philadelphia.  
William W. Galt, settling accounts.  
John Clyde Sullivan, Wisconsin.  
John B. Martin, ordered to naval station, Cavite.

Charles M. Ray, New York.  
Mitchell C. McDonald, naval station, Cavite.  
Eustace B. Rogers, clothing factory, New York.

Leeds C. Kerr, Philadelphia.  
Richard T. M. Ball, receiving ship Wabash.  
Charles S. Williams, general storekeeper, Boston.

Thomas J. Cowie, training station, Newport.  
(With rank of Lieutenant.)

John S. Carpenter, general storekeeper, Washington.

Livingston Hunt, Kentucky.  
John A. Mudd, bureau supplies and accounts.  
George W. Simpson, assistant bureau of supplies and accounts.

Harry R. Sullivan, waiting orders.  
Samuel L. Heap, navy yard, Washington.  
John Q. Lovell, navy pay office, Baltimore.

James S. Phillips, navy yard, Norfolk.  
Thomas S. Jewett, Glacier.

Henry E. Jewett, Monterey.  
Frank T. Arms, receiving ship Columbia.

Thomas H. Hicks, bureau of supplies and accounts.  
Ziba W. Reynolds, navy yard, Norfolk.

Eugene D. Ryan, receive'g ship Independence.  
Samuel McGowan, Alabama.

Henry A. Dent, navy yard, Puget Sound.  
Walter L. Wilson, waiting orders.

Willis B. Wilcox, torpedo station, Newport.  
William J. Little, Massachusetts.

Phillip V. Mohun, Albany.  
Martin McM. Ramsey, Illinois.

Joseph J. Cheatham, assistant general storekeeper, New York.

Richard Hatton, Indiana.  
Barron P. DuBols, navy yard, New York.

Harry E. Biscoe, Oregon.  
George G. Seibels, Lancaster.

Edmund W. Bonnafant, navy yard, League Island.  
Joseph Fyffe, navy yard, Boston.

John Irwin, Essex.  
**MARINE CORPS.**  
BRIGADIER-GENERAL COMMANDANT.

Charles Heywood, headquarters Washington.

## GENERAL STAFF.

George C. Reid, colonel, adjutant and inspector, headquarters Washington.

Charles H. Lauchheimer, major, assistant adjutant and inspector, headquarters Washington.

Frank L. Denny, colonel and quartermaster, headquarters Washington.

Thomas C. Prince, major and assistant quartermaster, under treatment, hospital, Mare Island.

Charles L. McCawley, major and assistant quartermaster, marine barracks, Philadelphia.

Cyrus S. Radford, captain and assistant quartermaster, headquarters Washington.

Robert P. Faunt Le Roy, captain and assistant quartermaster, under treatment, hospital Mare Island.

William B. Lemly, captain and assistant quartermaster, headquarters Washington.

Green Clay Goodloe, colonel and paymaster, headquarters Washington.

George Richards, major and assistant paymaster, San Francisco, Cal.

## COLONELS.

James Forney, marine barracks, League Island.

Percival C. Pope, marine barracks, Boston.  
Robert L. Meade, marine barracks, New York.

Henry C. Cochrane, commanding marine barracks, Portsmouth, N. H.

Francis H. Harrington, commanding marine barracks, Mare Island.

## LIEUTENANT-COLONELS.

Mancil C. Goodrell, marine barracks, Cavite.  
George F. Elliott, marine barracks, Norfolk.

Allan C. Kelton, waiting orders.  
Benjamin R. Russell, marine barracks, Washington.

Otway C. Berryman, marine barracks naval station, Cavite.

William F. Spicer, U. S. S. Brooklyn (fleet).  
**MAJORS.**

Paul St. C. Murphy, training sta., Newport.  
William P. Biddle, naval station, Cavite.

Littleton W. T. Waller, marine barracks, Cavite, P. I.

Randolph Dickens, naval station, Cavite.  
Thomas N. Wood, marine barracks, Washington.

Harry K. White, marine barracks naval station, Guam.

Lincoln Karmany, marine barracks, Annapolis, Md.

Henry C. Haines, War college, Newport.  
George Barnett, marine barracks, Newport.

Charles A. Doyen, marine barracks, Washington, D. C.

## RETIRED LIST.

## REAR-ADMIRALS.

Thomas O. Selfridge, Washington, D. C.  
George B. Balch, Holderness, N. H.

Aaron K. Hughes, Washington, D. C.  
John H. Uphur, Washington, D. C.

Francis A. Roe, Washington, D. C.  
Samuel R. Franklin, Buena Vista Spring hotel, Franklin County, Pa.

Stephen B. Luce, Newport, R. I.  
James E. Jouett, Washington, D. C.

Lewis A. Kimberly, West Newton, Mass.  
Bancroft Gherard, New York, N. Y.

George E. Belknap, Brookline, Mass.  
David B. Harmony, Santa Barbara, Cal., temporary address.

Elizabeth, N. J.  
A. E. K. Benham, Washington, D. C.  
James A. Greer, Washington, D. C.

Aaron W. Weaver, Washington, D. C.  
George Brown, Indianapolis, Ind.

John G. Walker, Washington, D. C.  
Francis M. Ramsay, Washington, D. C.

Oscar P. Stanton, New London, Conn.  
Henry Erben, New York.

Lester A. Beardslee, Little Falls, N. Y.  
Thomas O. Selfridge, Jr., Washington, D. C.

Joseph N. Miller, New York.  
Edmund O. Matthews, Newport, R. I.

Charles S. Norton, Brooklyn, N. Y.  
Winfield S. Schley, Washington, D. C.

Henry L. Howison, Yonkers, N. Y.  
Albert Kautz, Amherst, Mass.

William G. Buehler, Philadelphia, Pa.  
Henry B. Robeson, Walpole, N. H.  
Benjamin F. Day, Glasgow, Va.

Alexander H. McCormick, Annapolis, Md.  
 Nicoll Ludlow, Washington, D. C.  
 James Entwistle, Paterson, N. J.  
 Nehemiah M. Dyer, Melrose, Mass.  
 Joseph Trilley, San Francisco, Cal.  
 John Lowe, Norton, Conn.  
 Lewis W. Robinson, Philadelphia, Pa.  
 James G. Green, Washington, D. C.  
 James M. Forsyth, Philadelphia, Pa.  
 George E. Ide, New York, N. Y.  
 Oscar W. Farenholt, Malden, Mass.  
 William C. Gibson, Brooklyn, N. Y., also  
 Rayville, S. C.  
 John Schouler, Annapolis, Md.  
 Edwin White, Princeton, N. J.  
 John McGowan, Washington, D. C.  
 George M. Book, New Castle, Pa.  
 Edward T. Strong, Albany, N. Y.  
 Frank Curtis, Berkeley, Cal.

## COMMODORES.

Albert G. Clary, Springfield, Mass.  
 Somerville Nicholson, Washington, D. C.  
 William P. McCann, New Rochelle, N. Y.  
 James H. Gillis, Delhi, N. Y.  
 Edward E. Potter, Belvidere, Ill.  
 Robert L. Phythian, Annapolis, Md.  
 Rush R. Wallace, Washington, D. C.

## CAPTAINS.

Thomas G. Corbin, Philadelphia, Pa.  
 Francis Lowry, Burlington, Vt.  
 Allen V. Reed, Washington, D. C.  
 Alfred T. Mahan, New York, N. Y.  
 Theodore F. Kane, New York, N. Y.  
 John E. Bartlett, Washington, D. C.  
 William B. Hoff, Washington, D. C.  
 Henry S. Ross, New York, N. Y.  
 John L. Hannum, Philadelphia, Pa.  
 Richard Rush, Washington, D. C.  
 William I. Moore, Brookline, Mass.  
 Daniel DeLahanty, New Brighton, S. I.  
 George Cowie, Rahway, N. J.  
 Robert E. Impey, on leave abroad.  
 Seth M. Ackley, Washington, D. C.

## COMMANDERS.

Thomas L. Swann, Washington, D. C.  
 Smith W. Nichols, Dorchester, Mass.  
 Allan D. Brown, Northfield, Vt.  
 Augustus G. Kellogg, Washington, D. C.  
 George T. Davis, Greenfield, Mass.  
 Francis M. Green, Albany, N. Y.  
 Edward Hooker, Brooklyn, N. Y.  
 Thomas Nelson, Annapolis, Md.  
 Joshua Bishop, Washington, D. C.  
 Charles A. Schetky, Philadelphia, Pa.  
 John K. Winn, Chelsea, Mass.  
 George R. Durand, Buffalo, N. Y.  
 Francis M. Barber, Paris, France.  
 Timothy A. Lyons, Lake Placid, N. Y.  
 John J. Brice, Oakville, Cal.  
 William B. Newman, Hackensack, N. J.  
 Andrew J. Iverson, Boston, Mass.  
 Zera L. Tanner, Washington, D. C.  
 Samuel Belden, New London, Conn.  
 John C. Morong, San Francisco, Cal.  
 Benjamin S. Richards, Washington, D. C.  
 Robert T. Jasper, Charleston, W. Va.  
 William H. Driggs, Washington, D. C.  
 John H. Moore, Washington, D. C.  
 Hawley O. Rittenhouse, Brooklyn, N. Y.  
 Robert G. Peck, Washington, D. C.  
 Herman F. Fickbohm, Chicago, Ill.  
 Gustavus C. Hanus, Brooklyn, N. Y.  
 Henry H. Barroll, Danbury, Conn.  
 William F. Low, Newton, Mass.  
 Nelson T. Houston, Newburg, N. Y.  
 Joseph P. Mickley, Allentown, Pa.  
 Clayton S. Richmond, Muscatine, Iowa.  
 Martin E. Hall, Lowell, Mass.  
 Lazarus L. Reamy, Washington, D. C.  
 William Kilburn, Washington, D. C.

James D. J. Kelley, New York, N. Y.  
 George F. W. Holman, Boston, Mass.  
 Jacob J. Hunker, Washington, D. C.  
 William M. Irwin, Washington, D. C.

## LIEUTENANT-COMMANDERS.

Charles W. Tracy, Boston, Mass.  
 Antoine R. McNair, Saratoga Springs, N. Y.  
 Charles E. McKay, East Orange, N. J.  
 Francis O. Davenport, Detroit, Mich.  
 Frederick I. Naile, Norristown, Pa.  
 Gouverneur K. Haswell, New York, N. Y.  
 George F. Morrison, Washington, D. C.  
 Francis H. Sheppard, St. Andrew's Bay, Fla.  
 Edward M. Stedman, Apex, Col.  
 Socrates Hubbard, Englewood, N. J.  
 Edward L. Amory, Boston, Mass.  
 Holman Vail, Washington, D. C.  
 Isaac Hazlett, Washington, D. C.  
 Frederick A. Miller, Washington, D. C.  
 William H. Webb, Santiago de Cuba, Cuba.  
 William P. Randall, Washington, D. C.  
 Robert M. G. Brown, Washington, D. C.  
 Benjamin H. Buckingham, Cornwall, Pa.  
 Arthur P. Osborn, Wheelersburg, O.  
 John Gibson, Washington, D. C.  
 Edward R. Freeman, Long Island, N. Y.  
 Miles Gorgas, Mare Island, Cal.  
 Frederick R. Brainard, Annapolis, Md.

## MEDICAL DIRECTORS.

Christopher J. Cleborne, Norfolk, Va.  
 Walter K. Scofield, Stamford, Conn.  
 Grove S. Beardsley, Washington, D. C.  
 John H. Clark, Amherst, N. H.  
 Thomas C. Walton, Annapolis, Md.  
 George W. Woods, San Francisco, Cal.  
 James R. Tryon, Coxsackie, N. Y.  
 James M. Flint, Washington, D. C.  
 George A. Bright, Vineyard Haven, Mass.  
 Michael C. Brennan, Easton, Pa.  
 William Grier, Washington, D. C.  
 Samuel Jackson, Washington, D. C.  
 Francis M. Gunnell, Washington, D. C.  
 Albert L. Gilson, New York, N. Y.  
 Phineas J. Horwitz, Philadelphia, Pa.  
 Edward Shippen, Philadelphia, Pa.  
 Samuel F. Coues, Cambridge, Mass.  
 Jacob S. Dungan, San Francisco, Cal.  
 George Peck, Elizabeth, N. J.  
 John Y. Taylor, Washington, D. C.  
 Richard C. Dean, Washington, D. C.  
 Delaven Bloodgood, Brooklyn, N. Y.  
 David Kindleberger, Jamestown, R. I.  
 Philip S. Wales, Washington, D. C.  
 Michael Bradley, Philadelphia, Pa.  
 Edward S. Bogert, New York, N. Y.  
 Henry M. Wells, New York, N. Y.  
 Adolph A. Hoehling, Washington, D. C.  
 Benjamin H. Kidder, Cottage City, Mass.  
 George H. Cooke, Ridley Park, Pa.  
 Thomas N. Penrose, Philadelphia, Pa.  
 Joseph G. Ayers, Rochelle, N. Y.

## MEDICAL INSPECTORS.

William E. Taylor, Honolulu, H. I.  
 John C. Spear, Norristown, Pa.  
 Archibald C. Rhoads, New York, N. Y.  
 Aaron S. Oberly, Easton, Pa.  
 Theron Woolverton, Suspension Bridge, N. Y.  
 Franklin Rogers, on leave abroad.

PAY DIRECTORS.

Edwin Stewart, South Orange, N. J.  
 Edward May, Boston, Mass.  
 Rufus Parks, Norfolk, Va.  
 Joseph A. Smith, Brooklyn, N. Y.  
 Thomas T. Caswell, Annapolis, Md.  
 James E. Tolfree, New York, N. Y.  
 George A. Lyon, Philadelphia, Pa.  
 George W. Beaman, Cambridge, Mass.  
 James H. Watmough, Washington, D. C.  
 Thomas H. Looker, Washington, D. C.  
 Charles W. Abbott, Warren, R. I.  
 James D. Murray, Annapolis, Md.  
 Alexander W. Russell, Philadelphia, Pa.

Caspar Schenck, Annapolis, Md.  
William W. Williams, New York, N. Y.  
Luther G. Billings, Clifton, S. I.  
Arthur J. Pritchard, Baltimore, Md.

## PAY INSPECTORS.

Henry G. Colby, on leave abroad.  
James Hoy, Washington, D. C.  
Francis H. Swan, Boston, Mass.  
Worthington Goldsborough, Annapolis, Md.  
William W. Woodhull, Philadelphia, Pa.  
Charles W. Slamm, Summit, N. J.

## CHIEF ENGINEERS.

Benjamin F. Isherwood, New York, N. Y.  
William H. Schock, Washington, D. C.  
Montgomery Fletcher, Washington, D. C.  
David B. Macomb, New York, N. Y.  
Edward D. Robie, Washington, D. C.  
John W. Moore, Brooklyn, N. Y.  
Thom Williamson, Buffalo, N. Y.  
William W. Dungan, Baltimore, Md.  
Jackson McElmell, Philadelphia, Pa.  
James W. King, Philadelphia, Pa.  
Edwin Fithian, Bridgeton, N. J.  
Francis C. Dade, Philadelphia, Pa.  
Charles H. Loring, Brooklyn, N. Y.  
William B. Brooks, Erie, Pa.  
George F. Kutz, Oakland, Cal.  
Andrew J. Klersted, Philadelphia, Pa.  
James W. Thomson, Camden, N. J.  
Samuel L. P. Ayres, Philadelphia, Pa.  
Elijah Laws, Morristown, N. J.  
David Smith, Washington, D. C.  
Fletcher A. Wilson, Boston, Mass.

Edward Farmer, Boston, Mass.  
Robert Potts, Washington, D. C.  
Augustus H. Able, Philadelphia, Pa.  
Alfred Adamson, Lynn, Mass.  
George J. Burnap, Philadelphia, Pa.  
Charles J. MacConnell, Brooklyn, N. Y.  
Henry B. Nones, Wilmington, Del.  
Henry W. Fitch, Washington, D. C.  
Frederick G. McKean, Washington, D. C.  
Isaac R. McNary, New York, N. Y.  
Gilbert M. L. Maccarty, Cambridge, Mass.  
Albert W. Morley, Brooklyn, N. Y.  
John A. Scot, Philadelphia, Pa.  
John L. D. Borthwick, Brooklyn, N. Y.  
George W. Stivers, Brooklyn, N. Y.  
Absalom Kirby, Washington, D. C.  
George E. Tower, Washington, D. C.  
James H. Chasmar, Babylon, N. Y.  
Albert C. Engard, Philadelphia, Pa.  
Henry Mason, Plymouth, Conn.  
Edward B. Latch, Academy P. O., Pa.  
George W. Sensner, Washington, D. C.  
George W. Magee, Brooklyn, N. Y.  
Daniel P. McCartney, Washington, D. C.  
Benjamin F. Wood, Mount Vernon, N. Y.  
Burdett C. Gowing, Tully, N. Y.  
David P. Jones, Pittsburg, Pa.  
Edward A. Magee, Brooklyn, N. Y.  
George W. Roche, Baltimore, Md.  
Jefferson Brown, Brooklyn, N. Y.  
Herschel MaIn, Washington, D. C.  
Robert W. Galt, army and navy general hospital, Hot Springs, Ark.  
William B. Dunning, San Francisco, Cal.

### LIST OF THE VESSELS OF THE U. S. NAVY IN COMMISSION, WITH NAMES OF COMMANDING AND EXECUTIVE OFFICERS.

(Corrected to Nov. 10, 1901.)

ABARENDA—Capt. Uriel Sebree, commanding; Lieutenant-Commander Edward J. Doran, executive.  
ALABAMA—Capt. Willard H. Brownson, comdg.; Lieutenant-Commander Charles J. Badger, executive.  
ALBANY—Capt. Joseph E. Craig, commanding; Lieutenant-Commander Burns T. Walling, executive.  
ALBATROSS—Comdr. Chauncey Thomas, comdg.; Lieut. Hugh Rodman, executive.  
ALERT—Commander James D. Adams, commanding; Lieutenant-Commander John B. Blish, executive.  
ALLIANCE—Commander Samuel P. Comley, comdg.; Lieutenant-Commander Richard T. Mulligan, executive.  
ANNAPOLIS—Commander Karl Rohrer, commanding; Lieutenant-Commander Washington I. Chambers, executive.  
AMPHITRITE—Commander Albert G. Berry, commanding; Lieutenant-Commander Henry Morrill, executive.  
ARAYATA—Lieut. William R. Shoemaker, commanding; Ensign A. F. H. Yates, executive.  
ATLANTA—Commander Edwin C. Pendleton, commanding; Lieutenant-Commander John T. Newton, executive.  
BROOKLYN—Capt. Chapman C. Todd (ordered to command); Lieutenant-Commander Walter C. Cowles, executive.  
BUFFALO—Capt. Charles T. Hutchins, commanding; Lieutenant-Commander Harry H. Hosley, executive.  
CELTIC—Commander Charles T. Forse, commanding; Lieut. John N. Jordan, executive.  
CHICAGO—Capt. James H. Dayton, commanding; Lieutenant-Commander Edward F. Qualtrough, executive.  
COLUMBIA—Capt. Albert S. Snow, commanding; Lieutenant-Commander Frank E. Sawyer, executive.  
CONCORD—Commander Gottfried Blocklinger, commanding; Lieutenant-Commander Henry Minett, executive.  
CONSTELLATION—Capt. John J. Hunker, commanding; Lieutenant-Commander York Noel, executive.  
CUSHING—Lieut. Archibald H. Davis, commanding.  
DIXIE—Capt. Robert M. Berry, commanding; Lieutenant-Commander Frank A. Wilner, executive.  
DOLPHIN—Lieutenant-Commander Albert Gleaves, commanding; Lieut. George W. Logan, executive.  
DON JUAN DE AUSTRIA—Commander Charles G. Bowman, commanding; Lieut. Henry B. Wilson, executive.  
DUPONT—Lieut. Archibald H. Davis in charge.  
EAGLE—Lieutenant-Commander Samuel W. B. Diehle, commanding; Lieut. Carlton F. Snow, executive.  
ENTERPRISE—Commander Conway H. Arnold, commanding; Lieut. Robert E. Coontz, executive.  
ERICSSON—Lieut. Archibald H. Davis in charge.  
ESSEX—Commander Richard G. Davenport, commanding; Lieutenant-Commander De Witt Coffman, executive.  
FARRAGUT—Lieut. Theodore C. Fenton, commanding.  
FISH HAWK—Mate James A. Smith, commanding.  
FRANKLIN—Capt. William C. Wise, commanding; Lieutenant-Commander James C. Gillmore, executive.  
FOOTE—Lieut. Archibald H. Davis in charge.  
FROLIC—Lieutenant-Commander James M.

- Helm, commanding; Lieut. Harrison A. Bispham, executive.
- GENERAL ALAVA—Lieutenant-Commander William F. Halsey, commanding; Ensign Gilbert Chase, executive.
- GLACIER—Capt. Fernando P. Gilmore, commanding; Lieutenant-Commander Herbert O. Dunn, executive.
- HARTFORD—Commander John M. Hawley, commanding; Lieutenant-Commander Harry M. Dombaugh, executive.
- HELENA—Commander Royal R. Ingersoll, commanding; Lieutenant-Commander Albert G. Winterhalter, executive.
- HOLLAND—Lieut. Harry H. Caldwell, commanding.
- ILLINOIS—Capt. George A. Converse, commanding; Lieutenant-Commander Nathaniel R. Usher, executive.
- INDEPENDENCE—Capt. William H. Whiting, commanding; Lieutenant-Commander James H. Hetherington, executive.
- INDIANA—Capt. William H. Emory, commanding; Lieut. Alvon C. Hodgson, executive.
- IOWA—Capt. Thomas Perry, commanding; Lieutenant-Commander George H. Peters, executive.
- IROQUOIS—Lieutenant-Commander Charles F. Pond, commanding.
- ISLA DE CUBA—Commander Perry Garst, commanding; Lieutenant-Commander William J. Maxwell, executive.
- ISLA DE LUZON—Commander James K. Cogswell, commanding; Lieut. John A. Dougherty, executive.
- KEARSARGE—Capt. Bowman H. McCalla, commanding; Lieutenant-Commander Moses L. Wood, executive.
- KENTUCKY—Capt. Charles H. Stockton, commanding; Lieutenant-Commander Alfred Reynolds, executive.
- LANCASTER—Commander George P. Colvocoresses, commanding; Lieutenant-Commander William F. Fullam, executive.
- LEYTE—Ensign Leonard R. Sargent, commanding.
- MACHIAS—Lieutenant-Commander Henry McCrea, commanding; Lieutenant-Commander Walter McLean, executive.
- MANILA—Commander Thomas H. Stevens, commanding; Lieut. William Truxton, executive.
- MARIETTA—Commander Francis H. Delano, commanding; Lieut. William R. Rush, executive.
- MASSACHUSETTS—Capt. Henry N. Manney, commanding; Lieutenant-Commander Asher C. Baker, executive.
- MASSASOIT—Boatswain James Matthews, commanding.
- MICHIGAN—Lieutenant-Commander William Winder, commanding; Lieut. Casey B. Morgan, executive.
- MOHICAN—Commander Albert R. Couden, commanding; Lieutenant-Commander Harry S. Knapp, executive.
- MONADNOCK—Commander Arthur B. Speyers, commanding; Lieutenant-Commander Rogers H. Galt, executive.
- MONOCACY—Lieutenant-Commander John E. Roller, commanding; Lieut. Thomas W. Ryan, executive.
- MONONGAHELA—Commander Corwin P. Rees, commanding; Lieutenant-Commander N. Atwater, executive.
- MONTEREY—Commander Franklin J. Drake, commanding; Lieutenant-Commander Frank H. Holmes, executive.
- NANSHAN—Lieut. Edwin A. Anderson, commanding.
- NASHVILLE—Commander Nathan E. Niles, commanding; Lieutenant-Commander Jas. H. Oliver, executive.
- NEW ORLEANS—Capt. Charles S. Sperry, commanding; Lieutenant-Commander Jas. T. Smith, executive.
- NEW YORK—Capt. Morris R. S. Mackenzie, commanding; Lieutenant-Commander Isaac S. K. Reeves, executive.
- OREGON—Capt. Charles M. Thomas, commanding; Lieut. Robert F. Lopez, executive.
- PAMPANGA—Lieut. Montgomery M. Taylor, commanding.
- PANAY—Ensign Oscar D. Duncan, commanding.
- PARAGUA—Lieut. Yates Stirling, commanding.
- PENSACOLA—Capt. Henry Glass, commanding; Lieutenant-Commander Arthur W. Dodd, executive.
- PHILADELPHIA—Capt. William W. Mead, commanding; Lieutenant-Commander Walter S. Hughes, executive.
- PISCATAQUA—Lieut. Harry A. Field, commanding; Lieut. Clarence England, executive.
- PORTIER—Lieut. Archibald H. Davis in charge.
- POTOMAC—Lieut. Benjamin B. McCormick, commanding.
- PRAIRIE—Commander John E. Pillsbury, commanding; Lieutenant-Commander William B. Caperton, executive.
- PRINCETON—Commander James R. Selridge, commanding; Lieut. William H. G. Bullard, executive.
- QUIROS—Lieut. William B. Fletcher, commanding.
- RANGER—Commander William P. Potter, commanding; Lieutenant-Commander Horace W. Harrison, executive.
- RICHMOND—Lieutenant-Commander T. M. Potts, commanding temporarily.
- ROGERS—Lieut. A. H. Davis in charge.
- ST. MARY'S—Commander Albion V. Wadhams, commanding; Lieut. Fay H. Everhart, executive.
- SARATOGA—Commander William J. Barrette, commanding; Lieut. Hilary P. Jones, executive.
- SEBAGO—Boatswain George B. Hendry, commanding.
- SOLACE—Commander Herbert Winslow, commanding; Lieutenant-Commander Geo. M. Stoney, executive.
- TALBOT—Lieut. W. T. Cluverius, commanding.
- TOPEKA—Commander John A. H. Nickels, commanding; Lieutenant-Commander F. W. Coffin, executive.
- UNCAS—Chief Boatswain John McLaughlin, commanding.
- VICKSBURG—Commander Edward B. Barry, commanding; Lieut. James H. Glennon, executive.
- VILLALOBOS—Lieutenant-Commander Harry M. P. Huse, commanding; Ensign Charles H. Fischer, executive.
- VIXEN—Lieutenant-Commander Carlos G. Calkins, commanding; Lieut. Leon S. Thompson, executive.
- WABASH—Capt. George H. Wadleigh, commanding; Lieutenant-Commander Albert Mertz, executive.
- WILMINGTON—Commander Ebenezer S. Prime, commanding; Lieutenant-Commander John M. Robinson, executive.
- WISCONSIN—Capt. George C. Reiter, commanding; Lieutenant-Commander Robert M. Doyle, executive.
- WOMPATUCK—Lieut. Phillip Andrews, commanding.



YANKTON—Lieutenant-Commander Austin M. Knight, commanding; Lieut. I. K. Seymour, executive.  
 YORKTOWN—Commander William Swift,

commanding; Lieutenant-Commander William R. A. Rooney, executive.  
 ZAFIRO—Lieut. John L. Purcell, commanding.

SHIPS OF THE UNITED STATES NAVY.

(Nov. 15, 1901.)

[ABBREVIATIONS—Hull: S., steel; S.W., steel, wood sheathed; I., iron; W., wood; Co., composite. Propulsion: S., screw; T.S., twin screw; Tr.S., triple screw; P., paddle.]

FIRST RATE.

| NAME.            | Displacement (tons). | Type.                   | Hull. | Indicated horse power. | Speed (knots). | Propulsion. | Guns (m/n battery). | Station or condition.   |
|------------------|----------------------|-------------------------|-------|------------------------|----------------|-------------|---------------------|-------------------------|
| Alabama.....     | 11,525               | 1st-class battleship... | g.    | 11,366                 | 17.1           | T.S.        | 18                  | North Atlantic Station. |
| Wisconsin.....   | 11,525               | 1st-class battleship... | g.    | 10,000                 | 17.1           | T.S.        | 18                  | Pacific Station.        |
| Kearsarge.....   | 11,525               | 1st-class battleship... | g.    | 11,954                 | 16.81          | T.S.        | 22                  | North Atlantic Station. |
| Kentucky.....    | 11,525               | 1st-class battleship... | g.    | 12,318                 | 16.89          | T.S.        | 22                  | Asiatic Station.        |
| Iowa.....        | 11,340               | 1st-class battleship... | g.    | 12,105                 | 17.06          | T.S.        | 18                  | Pacific Station.        |
| Indiana.....     | 10,288               | 1st-class battleship... | g.    | 9,738                  | 15.55          | T.S.        | 16                  | Training service.       |
| Massachusetts... | 10,288               | 1st-class battleship... | g.    | 10,403                 | 16.21          | T.S.        | 16                  | North Atlantic Station. |
| Oregon.....      | 10,288               | 1st-class battleship... | g.    | 11,111                 | 16.78          | T.S.        | 16                  | Asiatic Station.        |
| Brooklyn.....    | 9,215                | Armored cruiser.....    | g.    | 13,769                 | 21.91          | T.S.        | 20                  | Asiatic Station.        |
| New York.....    | 8,200                | Armored cruiser.....    | g.    | 17,401                 | 21             | T.S.        | 18                  | Asiatic Station.        |

SECOND RATE.

|                   |       |   |    |        |       |       |    |                               |
|-------------------|-------|---|----|--------|-------|-------|----|-------------------------------|
| Columbia.....     | 7,375 | Protected cruiser....                   | S. | 13,509 | 22.8  | Tr.S. | 11 | Rec'g Ship, New York.         |
| Minneapolis.....  | 7,375 | Protected cruiser....                   | S. | 20,862 | 23.7  | Tr.S. | 11 | In reserve, League I., Pa.    |
| Texas.....        | 6,315 | 2d-class battleship...                  | S. | 8,610  | 17    | T.S.  | 8  | Navy Yard, Norfolk, Va.       |
| Puritan.....      | 6,000 | Double-tur. monitor.                    | I. | 3,700  | 12.4  | T.S.  | 10 | Naval Academy, Annapolis, Md. |
| Olympia.....      | 5,870 | Protected cruiser....                   | g. | 17,313 | 21.78 | T.S.  | 14 | Navy Yard, Boston             |
| Chicago.....      | 5,000 | Protected cruiser....                   | g. | 9,000  | 15.1  | T.S.  | 18 | European Station.             |
| Yankee.....       | 6,888 | Cruiser (converted)...                  | I. | 3,800  | 12.5  | S.    | 10 | Navy Yard, League Isl'd.      |
| Prairie.....      | 6,872 | Cruiser (converted)...                  | I. | 3,800  | 14.5  | S.    | 10 | Special service.              |
| Buffalo.....      | 6,888 | Cruiser (converted)...                  | I. | 3,600  | 14.5  | S.    | 6  | Training service.             |
| Dixie.....        | 6,145 | Cruiser (converted)...                  | I. | 3,800  | 16    | S.    | 10 | Training service.             |
| Baltimore.....    | 4,413 | Protected cruiser....                   | g. | 10,064 | 20.9  | T.S.  | 10 | Navy Yard, New York.          |
| Philadelphia..... | 4,324 | Protected cruiser....                   | g. | 8,815  | 19.68 | T.S.  | 12 | Pacific Station.              |
| Newark.....       | 4,098 | Protected cruiser....                   | g. | 8,869  | 19    | T.S.  | 12 | Navy Yard, Boston.            |
| San Francisco.... | 4,098 | Protected cruiser....                   | g. | 9,913  | 19.53 | T.S.  | 12 | Navy Yard, Norfolk, Va.       |
| Monterey.....     | 4,084 | Barbette turret, low freeboard monitor. | g. | 5,244  | 13.6  | T.S.  | 4  | Asiatic Station.              |

THIRD RATE.

|                  |        |                        |    |        |       |       |       |                               |
|------------------|--------|------------------------|----|--------|-------|-------|-------|-------------------------------|
| Ajax.....        | *7,500 | Collier.....           | S. | 3,000  | 12    | S.    | 12    | Navy Yard, Norfolk.           |
| Glacier.....     | *7,000 | Refrigerator ship...   | g. | .....  | 12.5  | S.    | 13    | Asiatic Station.              |
| Celtic.....      | 6,428  | Supply ship.....       | g. | 1,890  | 10.5  | S.    | 10    | Navy Yard, Mare Island.       |
| Culgoa.....      | *5,300 | Supply ship.....       | g. | *1,500 | 13.5  | S.    | 10    | Navy Yard, Boston.            |
| Saturn.....      | *6,220 | Collier.....           | I. | 1,500  | 11    | S.    | 12    | Navy Yard, Mare Island.       |
| Rainbow.....     | 6,206  | Distilling ship.....   | g. | 1,800  | 12    | g.    | 10    | Navy Yard, New York.          |
| Arctusa.....     | *6,200 | Tank steamer.....      | g. | 1,026  | ..... | g.    | 10    | Asiatic Station.              |
| Alexander.....   | 6,181  | Collier.....           | g. | 1,800  | 8.75  | g.    | 12    | Collier service.              |
| Iris.....        | 6,100  | Distilling ship.....   | g. | 1,200  | 10    | g.    | 12    | Asiatic Station.              |
| Brutus.....      | *6,000 | Collier.....           | g. | 1,200  | 10    | g.    | 12    | Collier service.              |
| Sterling.....    | 5,693  | Collier.....           | I. | *926   | 11    | g.    | 12    | Navy Yard, Boston.            |
| Cesar.....       | 5,016  | Collier.....           | g. | 1,500  | 10    | g.    | 14    | Collier service.              |
| Nero.....        | 4,925  | Collier.....           | g. | 1,000  | 9     | g.    | 14    | Asiatic Station.              |
| Nanshan.....     | *4,827 | Collier.....           | g. | 1,400  | 10.5  | ..... | 14    | Asiatic Station.              |
| Abarenda.....    | 4,670  | Collier.....           | S. | 1,050  | 9.5   | S.    | 14    | Station ship, Tutulla, Samoa. |
| Supply.....      | 4,460  | Supply ship.....       | I. | 1,069  | 9.66  | S.    | 12    | Navy Yard, New York.          |
| Marcellus.....   | *4,400 | Collier.....           | I. | 1,200  | 11    | S.    | 12    | Navy Yard, Norfolk.           |
| Hannibal.....    | 4,291  | Collier.....           | S. | 1,100  | 9     | S.    | 12    | Collier service.              |
| Leonidas.....    | 4,242  | Collier.....           | g. | 1,100  | 8.5   | S.    | 12    | Collier service.              |
| Solace.....      | 4,700  | Hospital ship.....     | S. | 3,200  | 15    | g.    | ..... | Special service.              |
| Panther.....     | 4,290  | Cruiser (converted)... | I. | .....  | 13    | g.    | 8     | Navy Yard, League Isl'd.      |
| Miantonomoh....  | 3,990  | Double-tur. monitor.   | I. | 1,426  | 10.5  | T.S.  | 4     | Navy Yard, League Isl'd       |
| Amphitrite.....  | 3,950  | Double-tur. monitor.   | I. | 1,600  | 10.5  | T.S.  | 6     | Special service.              |
| Monadnock.....   | 3,390  | Double-tur. monitor.   | I. | 3,000  | 12    | T.S.  | 6     | Asiatic Station.              |
| Terror.....      | 3,990  | Double-tur. monitor.   | I. | 1,600  | 10.5  | T.S.  | 4     | Navy Yard, Norfolk, Va.       |
| Albany.....      | 3,437  | Protected cruiser....  | SW | 7,500  | 20.5  | T.S.  | 10    | Asiatic Station.              |
| New Orleans..... | 3,437  | Protected cruiser....  | ZW | 7,500  | 21    | T.S.  | 10    | Asiatic Station.              |
| Lancaster.....   | 3,250  | Cruiser.....           | W. | 1,000  | 21    | S.    | 12    | Training service.             |
| Cincinnati.....  | 3,213  | Protected cruiser....  | S. | 10,000 | 19    | T.S.  | 11    | Navy Yard, New York.          |
| Raleigh.....     | 3,213  | Protected cruiser....  | S. | 10,000 | 19    | T.S.  | 11    | Navy Yard, Portsmouth.        |
| Reina Mercedes.. | 3,090  | Protected cruiser....  | S. | 3,700  | 17    | S.    | ..... | Navy Yard, Portsmouth.        |
| Atlanta.....     | 3,000  | Protected cruiser....  | S. | 4,030  | 15.6  | S.    | 8     | South Atlantic Station.       |
| Boston.....      | 3,000  | Protected cruiser....  | S. | 4,030  | 15.6  | S.    | 8     | Navy Yard, Mare Island.       |

\*Estimated. †Secondary battery.

## SHIPS OF THE UNITED STATES NAVY.—CONTINUED.

| NAME.                    | Displacement (tons). | Type.                    | Hull. | Indicated horse power. | Speed (knots). | Propulsion. | Guns (m <sup>n</sup> battery). | Station or condition.               |
|--------------------------|----------------------|--------------------------|-------|------------------------|----------------|-------------|--------------------------------|-------------------------------------|
| Hartford.....            | 2,790                | Cruiser.....             | W.    | 2,000                  | 12             | P.          | 13                             | Training service.                   |
| Mayflower.....           | 2,630                | Cruiser (converted)..... | S.    | 4,700                  | 16.8           | T. S.       | 2                              | Special service.                    |
| Katahdin.....            | 2,155                | Harbor-defense ram.....  | S.    | 5,068                  | 16.25          | T. S.       | 4                              | Navy Yard, League Isl'd.            |
| Canonius.....            | 2,100                | Single-tur. monitor..... | I.    | 340                    | 6              | S.          | 2                              | Navy Yard, League Isl'd.            |
| Mahopac.....             | 2,100                | Single-tur. monitor..... | I.    | 340                    | 6              | S.          | 2                              | Navy Yard, League Isl'd.            |
| Manhattan.....           | 2,100                | Single-tur. monitor..... | I.    | 340                    | 6              | S.          | 2                              | Navy Yard, League Isl'd.            |
| Detroit.....             | 2,089                | Unprotected cruiser..... | S.    | 5,227                  | 18.71          | T. S.       | 10                             | Navy Yard, Portsmouth.              |
| Montgomery.....          | 2,089                | Unprotected cruiser..... | S.    | 5,580                  | 13.6           | T. S.       | 10                             | Navy Yard, New York.                |
| Marblehead.....          | 2,089                | Unprotected cruiser..... | S.    | 5,451                  | 18.44          | T. S.       | 10                             | Navy Yard, Mare Island.             |
| Mobican.....             | 1,900                | Cruiser.....             | W.    | 1,100                  | .....          | S.          | 6                              | Pacific Station.                    |
| Catskill.....            | 1,875                | Single-tur. monitor..... | I.    | 340                    | 5.5            | S.          | 2                              | Navy Yard, League Isl'd.            |
| Jason.....               | 1,875                | Single-tur. monitor..... | I.    | 340                    | 5.5            | S.          | 2                              | Navy Yard, League Isl'd.            |
| Lehigh.....              | 1,875                | Single-tur. monitor..... | I.    | 340                    | 5.5            | S.          | 2                              | Navy Yard, League Isl'd.            |
| Montauk.....             | 1,875                | Single-tur. monitor..... | I.    | 340                    | 5.5            | S.          | 2                              | Navy Yard, League Isl'd.            |
| Nahant.....              | 1,875                | Single-tur. monitor..... | I.    | 340                    | 5.5            | S.          | 2                              | Navy Yard, League Isl'd.            |
| Manila.....              | 1,800                | Gunboat.....             | I.    | 750                    | .....          | S.          | 2                              | Asiatic Station.                    |
| Bennington.....          | 1,710                | Gunboat.....             | S.    | 3,436                  | 17.5           | T. S.       | 6                              | Navy Yard, Mare Island.             |
| Concord.....             | 1,710                | Gunboat.....             | S.    | 3,405                  | 16.8           | T. S.       | 6                              | Pacific Station.                    |
| Yorktown.....            | 1,710                | Gunboat.....             | S.    | 3,332                  | 16.14          | T. S.       | 6                              | Asiatic Station.                    |
| Topeka.....              | 1,700                | Gunboat.....             | I.    | 2,000                  | 16             | S.          | 8                              | Training service.                   |
| Dolphin.....             | 1,486                | Dispatch boat.....       | S.    | 2,253                  | 15.5           | S.          | 3                              | Special service.                    |
| Wilmington.....          | 1,392                | Light-draft gunboat..... | S.    | 1,894                  | 16             | T. S.       | 8                              | Asiatic Station.                    |
| Helena.....              | 1,392                | Light-draft gunboat..... | S.    | 1,988                  | 16             | T. S.       | 8                              | Asiatic Station.                    |
| Adams.....               | 1,375                | Cruiser.....             | W.    | 800                    | 9.8            | S.          | 6                              | Training service.                   |
| Essex.....               | 1,375                | Cruiser.....             | W.    | 800                    | 10.4           | S.          | 6                              | Training service.                   |
| Enterprise.....          | 1,375                | Cruiser.....             | W.    | 800                    | 11.4           | S.          | 1                              | Public Marine School, Boston.       |
| Nashville.....           | 1,371                | Light-draft gunboat..... | S.    | 2,536                  | 16             | T. S.       | 8                              | Asiatic Station.                    |
| Monocacy.....            | 1,370                | Light-draft gunboat..... | I.    | 850                    | 11.2           | P.          | 6                              | Asiatic Station.                    |
| Castine.....             | 1,177                | Gunboat.....             | S.    | 2,199                  | 16.3           | T. S.       | 8                              | Navy Yard, Boston.                  |
| Meshias.....             | 1,177                | Gunboat.....             | S.    | 2,046                  | 15.5           | T. S.       | 8                              | North Atlantic Station.             |
| Chesapeake.....          | 1,175                | Sailing ship.....        | Co.   | .....                  | .....          | Sails       | 6                              | Cadet practice ship, Naval Academy. |
| Don Juan de Austria..... | 1,159                | Gunboat.....             | I.    | 1,500                  | 14             | S.          | 4                              | Asiatic Station.                    |
| Isla de Luzon.....       | 1,030                | Gunboat.....             | S.    | 2,327                  | 14             | T. S.       | 6                              | Asiatic Station.                    |
| Isla de Cuba.....        | 1,030                | Gunboat.....             | S.    | 2,627                  | 14             | T. S.       | 6                              | Asiatic Station.                    |
| Alert.....               | 1,020                | Cruiser.....             | I.    | 500                    | 10             | S.          | 3                              | Training service.                   |
| Ranger.....              | 1,020                | Cruiser.....             | I.    | 500                    | 10             | S.          | 6                              | Pacific Station.                    |
| Annapolis.....           | 1,000                | Composite gunboat.....   | Co.   | 1,227                  | 13.7           | S.          | 6                              | Asiatic Station.                    |
| Vicksburg.....           | 1,000                | Composite gunboat.....   | Co.   | 1,118                  | 12.71          | S.          | 6                              | Asiatic Station.                    |
| Wheeling.....            | 1,000                | Composite gunboat.....   | Co.   | 1,081                  | 12.85          | T. S.       | 6                              | Pacific Station.                    |
| Marietta.....            | 1,000                | Composite gunboat.....   | Co.   | 1,054                  | 13.3           | T. S.       | 6                              | Asiatic Station.                    |
| Newport.....             | 1,000                | Composite gunboat.....   | Co.   | 1,008                  | 12.29          | S.          | 6                              | Cadet practice ship, Naval Academy. |
| Princeton.....           | 1,000                | Composite gunboat.....   | Co.   | 800                    | 12             | S.          | 6                              | Asiatic Station.                    |

## FOURTH RATE.

|                    |        |                          |    |       |       |       |       |                                      |
|--------------------|--------|--------------------------|----|-------|-------|-------|-------|--------------------------------------|
| Lebanon.....       | 3,375  | Collier.....             | I. | ..... | 10    | S.    | †4    | Navy Yard, Norfolk.                  |
| Justin.....        | 3,300  | Collier.....             | I. | ..... | 8.3   | S.    | †2    | Asiatic Station.                     |
| Southery.....      | *3,100 | Collier.....             | I. | ..... | 9     | S.    | †2    | Navy Yard, Norfolk.                  |
| Pompey.....        | *3,085 | Collier.....             | S. | ..... | 10.5  | S.    | †2    | Asiatic Station.                     |
| Zafiro.....        | *2,000 | Supply ship.....         | S. | 1,200 | 12.5  | ..... | ..... | Asiatic Station.                     |
| General Alava..... | 1,400  | Transport.....           | S. | 770   | ..... | S.    | †2    | Asiatic Station.                     |
| Yankton.....       | 975    | Gunboat (converted)..... | S. | 750   | 14    | S.    | †3    | Special service (survey).            |
| Vesuvius.....      | 929    | Dynamite-gun vessel..... | S. | 3,795 | 21.42 | T. S. | †3    | Navy Yard, Boston.                   |
| Petrel.....        | 892    | Gunboat.....             | S. | 1,085 | 11.79 | S.    | †4    | Navy Yard, Mare Island.              |
| Scorpion.....      | 850    | Gunboat (converted)..... | S. | 2,800 | 17.85 | T. S. | †8    | Navy Yard, Boston.                   |
| Fern.....          | 840    | Training ship.....       | W. | 300   | 9     | S.    | †3    | Naval Militia, Washington, D. C.     |
| Bancroft.....      | 839    | Gunboat.....             | S. | 1,213 | 14.37 | T. S. | 4     | Annapolis, Md.                       |
| Vixen.....         | 806    | Gunboat (converted)..... | S. | 1,250 | 16    | S.    | †4    | North Atlantic Station.              |
| Gloucester.....    | 786    | Gunboat (converted)..... | S. | 2,000 | 17    | S.    | †10   | Naval Academy, Annapolis, Md.        |
| Michigan.....      | 685    | Cruiser.....             | I. | 365   | 10.5  | P.    | †6    | Special service, Northwestern Lakes. |
| Wasp.....          | 630    | Gunboat (converted)..... | S. | 1,800 | 16.5  | S.    | †6    | Navy Yard, Norfolk.                  |
| Frolic.....        | 607    | Gunboat (converted)..... | S. | 550   | 11    | S.    | †4    | Asiatic Station.                     |
| Dorothea.....      | 594    | Gunboat (converted)..... | S. | 1,588 | 15    | S.    | †10   | Navy Yard, League Isl'd              |
| El Cano.....       | 560    | Gunboat.....             | S. | 600   | ..... | T. S. | ..... | Asiatic Station.                     |
| Plinta.....        | 550    | Gunboat.....             | I. | 310   | 8.5   | S.    | †2    | N. Militia, San Diego, Cal           |
| Stranger.....      | *546   | Gunboat (converted)..... | I. | ..... | 14    | S.    | †5    | Naval Militia, Louisiana             |
| Peoria.....        | 488    | Gunboat (converted)..... | S. | ..... | ..... | S.    | †7    | Navy Yard, Boston.                   |
| Hist.....          | 472    | Gunboat (converted)..... | S. | 500   | 14.5  | S.    | †6    | Navy Yard, Norfolk, Va               |
| Eagle.....         | 434    | Gunboat (converted)..... | S. | 850   | 15.5  | S.    | †6    | Special service (survey)             |
| Hornet.....        | 425    | Gunboat (converted)..... | S. | 800   | 15    | S.    | †9    | Nav'l Militia, N. Carolina           |

\* Estimated. † Secondary battery.

## SHIPS OF THE NAVY.—CONTINUED.

| NAME.           | Displacement (tons). | Type.               | Hull. | Indicated horse power. | Speed (knots). | Propulsion. | Guns (m'n battery). | Station or condition.            |
|-----------------|----------------------|---------------------|-------|------------------------|----------------|-------------|---------------------|----------------------------------|
| Quiros.....     | 400                  | Gunboat.....        | Co.   | 208                    | 13             | S.          | 42                  | Asiatic Station.                 |
| Villalobos..... | 400                  | Gunboat.....        | Co.   | 208                    | 13             | S.          | 42                  | Asiatic Station.                 |
| Hawk.....       | 375                  | Gunboat (converted) | S.    | 1,000                  | 14.5           | S.          | 42                  | Naval Militia, Ohio.             |
| Siren.....      | *315                 | Gunboat (converted) | S.    | .....                  | 13             | S.          | 44                  | Naval Militia, Virginia.         |
| Sylvia.....     | *302                 | Gunboat (converted) | I.    | .....                  | 9              | S.          | 46                  | Naval Militia, Maryland.         |
| Callao.....     | 200                  | Gunboat.....        | S.    | 250                    | 9.7            | T.S.        | 2                   | Asiatic Station.                 |
| Pampango.....   | 200                  | Gunboat.....        | I.    | 250                    | .....          | T.S.        | 44                  | Asiatic Station.                 |
| Paragua.....    | 200                  | Gunboat.....        | I.    | 250                    | .....          | T.S.        | 44                  | Asiatic Station.                 |
| Samar.....      | 200                  | Gunboat.....        | I.    | 250                    | 10.5           | T.S.        | 44                  | Asiatic Station.                 |
| Arayat.....     | 200                  | Gunboat.....        | I.    | 250                    | .....          | T.S.        | 44                  | Asiatic Station.                 |
| Alleen.....     | 192                  | Gunboat (converted) | S.    | 500                    | 14             | S.          | 75                  | Naval Militia, New York          |
| Elfrida.....    | *173                 | Gunboat (converted) | S.    | 200                    | 10.5           | S.          | 42                  | Naval Militia, N. Jersey         |
| Sylph.....      | 152                  | Gunboat (converted) | S.    | 550                    | 15             | S.          | 48                  | Special service.                 |
| Calamianes..... | 150                  | Gunboat.....        | I.    | 125                    | .....          | T.S.        | 43                  | Asiatic Station.                 |
| Leyte.....      | 150                  | Gunboat.....        | I.    | 125                    | 8              | T.S.        | 43                  | Asiatic Station.                 |
| Albay.....      | 150                  | Gunboat.....        | I.    | 125                    | .....          | T.S.        | 43                  | Asiatic Station.                 |
| Oneida.....     | 150                  | Gunboat (converted) | W.    | 350                    | 12             | S.          | 46                  | Naval Militia, Washington, D. C. |
| Panay.....      | 142                  | Gunboat.....        | I.    | 125                    | .....          | T.S.        | 44                  | Asiatic Station.                 |
| Mamleno.....    | 142                  | Gunboat.....        | I.    | 125                    | 17             | T.S.        | 44                  | Asiatic Station.                 |
| Maripeles.....  | 142                  | Gunboat.....        | I.    | 125                    | .....          | T.S.        | 44                  | Asiatic Station.                 |
| Mindoro.....    | 142                  | Gunboat.....        | I.    | 125                    | .....          | T.S.        | 44                  | Asiatic Station.                 |
| Restless.....   | 137                  | Gunboat (converted) | I.    | 500                    | 12             | S.          | 48                  | Navy Yard, New York.             |
| Shearwater..... | 122                  | Gunboat (converted) | S.    | .....                  | 12             | S.          | 43                  | Naval Militia, Pennsylvania      |
| Inca.....       | *120                 | Gunboat (converted) | W.    | 400                    | 14             | S.          | 42                  | Naval Militia, Massachusetts     |
| Alvarado.....   | 100                  | Gunboat.....        | S.    | 137                    | 19             | S.          | 42                  | Naval Academy, Annapolis, Md.    |
| Sandoval.....   | 100                  | Gunboat.....        | S.    | 137                    | 19             | S.          | 42                  | Naval Academy, Annapolis, Md.    |
| Huntress.....   | 82                   | Gunboat (converted) | Co.   | .....                  | 14             | S.          | 42                  | Naval Militia, N. Jersey         |
| Basco.....      | 42                   | Gunboat.....        | I.    | 44                     | .....          | S.          | 42                  | Asiatic Station.                 |
| Guardoqui.....  | 42                   | Gunboat.....        | I.    | 44                     | .....          | S.          | 42                  | Asiatic Station.                 |
| Urdaneta.....   | 42                   | Gunboat.....        | I.    | 44                     | 8              | S.          | 42                  | Asiatic Station.                 |
| Mindanao.....   | 174                  | Gunboat.....        | I.    | 100                    | .....          | T.S.        | .....               | Asiatic Station.                 |

## TORPEDO BOATS.

|                             |      |                      |    |        |       |      |    |                                 |
|-----------------------------|------|----------------------|----|--------|-------|------|----|---------------------------------|
| Cushing (No. 1)...          | 105  | Torpedo boat.....    | S. | 1,720  | 22.5  | T.S. | §3 | Navy Yard, New York.            |
| Eriesson (No. 2)...         | 120  | Torpedo boat.....    | S. | 1,800  | 24    | T.S. | §3 | Navy Yard, Norfolk.             |
| Foote (No. 3).....          | 142  | Torpedo boat.....    | S. | 2,000  | 24.5  | T.S. | §3 | Navy Yard, Norfolk.             |
| Rodgers (No. 4)...          | 142  | Torpedo boat.....    | S. | 2,000  | 24.5  | T.S. | §3 | Navy Yard, Norfolk.             |
| Winslow (No. 5)...          | 142  | Torpedo boat.....    | S. | 2,000  | 24.5  | T.S. | §3 | Navy Yard, Norfolk.             |
| Porter (No. 6)....          | 165  | Torpedo boat.....    | S. | *3,400 | 28.6  | T.S. | §3 | North Atlantic Station.         |
| Dupont (No. 7)...           | 165  | Torpedo boat.....    | S. | *3,400 | 28.5  | T.S. | §3 | North Atlantic Station.         |
| Rowan (No. 8)....           | 182  | Torpedo boat.....    | S. | 3,200  | 26    | T.S. | §3 | Puget Sound Naval Sta.          |
| Dahlgren (No. 9)...         | 146  | Torpedo boat.....    | S. | 4,200  | 30.5  | T.S. | §2 | Navy Yard, Portsmouth.          |
| T. A. M. Craven (No. 10)... | 146  | Torpedo boat.....    | S. | 4,200  | 30.5  | T.S. | §2 | Navy Yard, Portsmouth.          |
| Farragut (No. 11)...        | 273  | Torpedo boat.....    | S. | 5,600  | 30    | T.S. | §2 | Pacific Station.                |
| Davis (No. 12)....          | 132  | Torpedo boat.....    | S. | 1,750  | 22.5  | T.S. | §3 | Navy Yard, Mare Island.         |
| Fox (No. 13).....           | 132  | Torpedo boat.....    | S. | 1,750  | 22.5  | T.S. | §3 | Navy Yard, Mare Island.         |
| Morris (No. 14)...          | 105  | Torpedo boat.....    | S. | 1,750  | 24.5  | T.S. | §3 | Torpedo Sta., Newport.          |
| Talbot (No. 15)...          | 46.5 | Torpedo boat.....    | S. | 850    | 20    | S.   | §2 | Naval Academy, Annapolis, Md.   |
| Gwin (No. 16)....           | 46   | Torpedo boat.....    | S. | 850    | 20    | S.   | §2 | Naval Academy, Annapolis, Md.   |
| M'ckenzie (No. 17)...       | 65   | Torpedo boat.....    | S. | 850    | 20    | S.   | §2 | Navy Yard, New York.            |
| McKee (No. 18)...           | 65   | Torpedo boat.....    | S. | 850    | 20    | S.   | §2 | Torpedo Sta., Newport.          |
| Bailey (No. 21)...          | 235  | Torpedo boat.....    | S. | 5,600  | ..... | T.S. | §2 | Torpedo Sta., Newport.          |
| Somers (No. 22)...          | 145  | Torpedo boat.....    | S. | 1,900  | ..... | S.   | §2 | Navy Yard, League Isl'd         |
| Manley (No. 23)...          | *90  | Torpedo boat.....    | S. | *250   | ..... | S.   | §1 | Naval Academy, Annapolis, Md.   |
| Bagley (No. 25)...          | 167  | Torpedo boat.....    | S. | 4,200  | ..... | T.S. | §3 | Navy Yard, Portsmouth.          |
| Barney (No. 26)...          | 167  | Torpedo boat.....    | S. | 4,200  | ..... | T.S. | §3 | Navy Yard, Portsmouth.          |
| Shubrick (No. 32)...        | 166  | Torpedo boat.....    | S. | 3,000  | ..... | T.S. | §3 | In reserve, Navy Yard, Norfolk. |
| Stockton (No. 33)...        | 166  | Torpedo boat.....    | S. | 3,000  | ..... | T.S. | §3 | In reserve, Navy Yard, Norfolk. |
| Stiletto (No. 53)...        | 31   | Torpedo boat.....    | W. | 359    | ..... | S.   | §2 | Torpedo Sta., Newport.          |
| Holland (No. 54)...         | 73   | Subm'ne torp'do b't. | S. | 150    | ..... | S.   | §1 | Torpedo Sta., Newport.          |

\*Estimated. †Secondary battery. §Torpedo tubes.

SHIPS OF THE UNITED STATES NAVY.—CONTINUED.  
TUGS.

| NAME.           | Displacement (tons). | Type.    | Hull. | Indicated horse power. | Speed (knots). | Propulsion. | Guns (m <sup>n</sup> battery). | Station or condition.           |
|-----------------|----------------------|----------|-------|------------------------|----------------|-------------|--------------------------------|---------------------------------|
| Accomac.....    | 187                  | Tug..... | I.    | 250                    | 10             | S.          | *2                             | Naval Sta., Pensacola.          |
| Active.....     | 296                  | Tug..... | S.    | 600                    | 12             | S.          | *5                             | Navy Yard, Mare Island.         |
| Alice.....      | 356                  | Tug..... | W.    | 250                    | 10             | S.          | *2                             | Navy Yard, Norfolk.             |
| Apache.....     | 650                  | Tug..... | W.    | 550                    | 10             | S.          | *3                             | Navy Yard, New York.            |
| Chickasaw.....  | 150                  | Tug..... | I.    | .....                  | 10             | S.          | *1                             | Navy Yard, New York.            |
| Choctaw.....    | 350                  | Tug..... | I.    | 198                    | 10             | S.          | *3                             | Tr. Sta., Newport, R. I.        |
| Fortune.....    | 450                  | Tug..... | I.    | 340                    | 10             | S.          | .....                          | Repairing at Navy Yard, Boston. |
| Hercules.....   | 198                  | Tug..... | I.    | .....                  | 12             | S.          | *3                             | Navy Yard, Norfolk, Va.         |
| Iroquois.....   | 702                  | Tug..... | S.    | 1,000                  | 13.25          | S.          | *3                             | Naval Station, Hawaii.          |
| Iwane.....      | 192                  | Tug..... | S.    | 300                    | 11.5           | S.          | .....                          | Navy Yard, Boston.              |
| Leyden.....     | 450                  | Tug..... | I.    | 340                    | 10             | S.          | .....                          | Torp'o Sta., Newp't. R. I.      |
| Massasoit.....  | 202                  | Tug..... | S.    | .....                  | .....          | S.          | *1                             | Naval Sta., Key West.           |
| Modoc.....      | 241                  | Tug..... | I.    | .....                  | 10             | S.          | .....                          | Navy Yd., League Island.        |
| Mohawk.....     | 420                  | Tug..... | S.    | 400                    | 12             | S.          | .....                          | Navy Yard, Norfolk.             |
| Narkeeta.....   | 192                  | Tug..... | S.    | 300                    | 11.5           | S.          | .....                          | Navy Yard, New York.            |
| Nezinscot.....  | 156                  | Tug..... | S.    | 400                    | 10             | S.          | *2                             | Navy Yard, Portsmouth.          |
| Nina.....       | 357                  | Tug..... | I.    | 388                    | 11.12          | S.          | .....                          | Navy Yard, New York.            |
| Osceola.....    | 571                  | Tug..... | S.    | .....                  | 14             | S.          | *2                             | Naval Sta., Key West.           |
| Pawnee.....     | 275                  | Tug..... | W.    | 250                    | 10             | S.          | .....                          | Navy Yard, New York.            |
| Pawtucket.....  | 225                  | Tug..... | S.    | 450                    | 12.2           | S.          | .....                          | Puget Sound Nav. Sta.           |
| Penacock.....   | 225                  | Tug..... | S.    | 450                    | 12             | S.          | .....                          | Naval Sta., Port Royal.         |
| Piscataqua..... | 631                  | Tug..... | S.    | 1,600                  | 16             | S.          | *4                             | Asiatic Station.                |
| Pontiac.....    | 401                  | Tug..... | S.    | 425                    | 10.5           | S.          | *3                             | Navy Yard, New York.            |
| Potomac.....    | 677                  | Tug..... | S.    | 2,000                  | 16             | S.          | *4                             | North Atlantic Station.         |
| Powhatan.....   | 194                  | Tug..... | S.    | 397                    | 13             | S.          | *2                             | Navy Yard, New York.            |
| Rapido.....     | 100                  | Tug..... | I.    | 70                     | .....          | S.          | *1                             | Asiatic Station.                |
| Ramoset.....    | 225                  | Tug..... | S.    | 450                    | 12             | S.          | .....                          | Navy Yd., League Island.        |
| Sebago.....     | 190                  | Tug..... | S.    | .....                  | 12             | S.          | *1                             | Navy Yard, Pensacola.           |
| Sioux.....      | 155                  | Tug..... | S.    | 290                    | 10             | S.          | *2                             | Navy Yard, Portsmouth N. H.     |
| Standish.....   | 450                  | Tug..... | I.    | 340                    | 10             | S.          | *1                             | Naval Academy, Annapolis, Md.   |
| Tecumseh.....   | 214                  | Tug..... | S.    | 500                    | 11             | S.          | *2                             | Navy Yard, Washington.          |
| Traffic.....    | 280                  | Tug..... | W.    | .....                  | 10             | S.          | .....                          | Navy Yard, New York.            |
| Triton.....     | 212                  | Tug..... | S.    | 300                    | 13             | S.          | .....                          | Navy Yard, Washington.          |
| Unadilla.....   | 315                  | Tug..... | S.    | 500                    | 12             | S.          | .....                          | Navy Yd., Mare Island.          |
| Uncas.....      | 441                  | Tug..... | S.    | 750                    | 12             | S.          | *2                             | Naval Station, San Juan, P. R.  |
| Vigilant.....   | 300                  | Tug..... | ..... | 450                    | 12             | S.          | *5                             | Tr. Sta., San Francisco.        |
| Waban.....      | 150                  | Tug..... | I.    | .....                  | 13             | S.          | *1                             | Naval Station, Havana.          |
| Wahnetta.....   | 192                  | Tug..... | S.    | 300                    | 11.5           | S.          | .....                          | Navy Yard, Norfolk.             |
| Wompatuck.....  | 462                  | Tug..... | I.    | 650                    | 13             | S.          | *2                             | Asiatic Station.                |

## \*Secondary battery guns.

## SAILING SHIPS.

|                   |       |                   |    |       |       |       |       |   |
|-------------------|-------|-------------------|----|-------|-------|-------|-------|---|
| Alliance.....     | 1,375 | Sailing ship..... | W. | ..... | ..... | Sails | 6     | Training service (landsmen)             |
| Monongahela....   | 2,100 | Sailing ship..... | W. | ..... | ..... | Sails | 6     | Training service.                       |
| Constellation.... | 1,186 | Sailing ship..... | W. | ..... | ..... | Sails | 8     | Stationary train'g ship, Newport.       |
| Jamestown.....    | 1,150 | Sailing ship..... | W. | ..... | ..... | Sails | ..... | Transferred to Marine Hospital service. |
| Portsmouth.....   | 1,125 | Sailing ship..... | W. | ..... | ..... | Sails | 12    | Naval Militia, N. J.                    |
| Saratoga.....     | 1,025 | Sailing ship..... | W. | ..... | ..... | Sails | ..... | Public Marine School, Philadelphia.     |
| St. Mary's.....   | 1,025 | Sailing ship..... | W. | ..... | ..... | Sails | ..... | Public Marine School, New York.         |

## RECEIVING SHIPS.

|                  |       |                     |    |       |       |       |       |                          |
|------------------|-------|---------------------|----|-------|-------|-------|-------|--------------------------|
| Franklin.....    | 5,170 | Receiving ship..... | W. | 1,050 | 9     | S.    | 4     | Reg ship, Norfolk.       |
| Wabash.....      | 4,650 | Receiving ship..... | W. | 950   | 9.15  | S.    | ..... | Reg ship, Boston.        |
| Independence.... | 3,270 | Receiving ship..... | W. | ..... | ..... | Sails | 3     | Reg ship, Mare Island.   |
| Pensacola.....   | 3,000 | Receiving ship..... | W. | 680   | ..... | S.    | ..... | Tr. Sta., San Francisco. |
| Richmond.....    | 2,700 | Receiving ship..... | W. | 692   | 9.5   | S.    | 2     | Reg ship, League Isld.   |

## UNSERVICEABLE.

|                   |       |                   |    |       |       |       |       |   |
|-------------------|-------|-------------------|----|-------|-------|-------|-------|---|
| New Hampshire..   | 4,150 | Sailing ship..... | W. | ..... | ..... | Sails | 2     | Naval Militia, N. Y.                    |
| Omaha.....        | 2,400 | Cruiser.....      | W. | 953   | 11.3  | S.    | ..... | Transferred to Marine Hospital service. |
| Constitution..... | 2,200 | Sailing ship..... | W. | ..... | ..... | Sails | 4     | Navy Yard, Boston.                      |

## SHIPS OF THE UNITED STATES NAVY.—CONTINUED.

| NAME.          | Displacement (tons.) | Type.             | Hull. | Indicated horse power. | Speed (knots). | Propulsion. | Guns (m <sup>n</sup> battery). | Station or condition.                   |
|----------------|----------------------|-------------------|-------|------------------------|----------------|-------------|--------------------------------|---|
| Iroquois.....  | 1,575                | Cruiser.....      | W.    | 1,202                  | 10.7           | S.          | ....                           | Transferred to Marine Hospital service. |
| Nipsic.....    | 1,375                | Cruiser.....      | W.    | 839                    | 10.7           | S.          | 4                              | Puget Sound Naval Station.              |
| St. Louis..... | 830                  | Sailing ship..... | W.    | .....                  | .....          | Sails       | ....                           | Naval Militia, Pa.                      |
| Dale.....      | 675                  | Sailing ship..... | W.    | .....                  | .....          | Sails       | ....                           | Naval Militia, Md.                      |
| Minnesota..... | 4,700                | Cruiser.....      | W.    | 1,000                  | 9.35           | S.          | 9                              | Naval Militia, Mass.                    |
| Marion.....    | 1,900                | Cruiser.....      | W.    | 1,100                  | 11.25          | S.          | 8                              | Naval Militia, Cal.                     |
| Yantic.....    | 900                  | Cruiser.....      | W.    | 310                    | 8.3            | S.          | 4                              | Naval Militia, Mich.                    |

## VESSELS UNDER CONSTRUCTION.

|                     |        |                        |       |        |       |       |       |  |
|---------------------|--------|------------------------|-------|--------|-------|-------|-------|--|
| Illinois.....       | 11,525 | 1st-class battleship.. | S.    | 10,000 | 16    | T.S.  | 18    | Newport News Ship Building and Dry Dock Co., Newport News, Va.                         |
| Maine.....          | 12,500 | 1st-class battleship.. | S.    | 16,000 | 18    | T.S.  | 20    | Wm. Cramp & Sons, Philadelphia.  |
| Missouri.....       | 12,500 | 1st-class battleship.. | S.    | 16,000 | 18    | T.S.  | 20    | Newport News Co.   |
| Ohio.....           | 12,500 | 1st-class battleship.. | S.    | 16,000 | 18    | T.S.  | 20    | Union Iron Works, San Francisco.   |
| Georgia.....        | 15,000 | 1st-class battleship.. | SW    | 18,000 | 19    | T.S.  | 24    | Bath Iron W'ks, Maine.   |
| New Jersey.....     | 15,000 | 1st-class battleship.. | SW    | 18,000 | 19    | T.S.  | ....  | Fore River Co., Weymouth, Mass.  |
| Nebraska.....       | 14,000 | Armored cruiser....    | SW    | 23,000 | 22    | T.S.  | 22    | Moran Bros., Seattle, Wash.  |
| Virginia.....       | 14,600 | 1st-class battleship.. | S.    | 18,000 | 22    | T.S.  | 24    | Newport News Co.   |
| Rhode Island.....   | 14,600 | 1st-class battleship.. | S.    | 18,000 | 19    | T.S.  | 24    | Fore River Co.   |
| California.....     | 14,000 | Armored cruiser....    | SW    | 23,000 | 22    | T.S.  | 22    | Union Iron Works.  |
| Pennsylvania.....   | 15,000 | 1st-class battleship.. | SW    | 18,000 | 19    | T.S.  | ....  | Cramp & Sons.  |
| West Virginia.....  | 14,000 | Armored cruiser....    | SW    | 23,000 | 22    | T.S.  | 22    | Newport News Co.   |
| Maryland.....       | 13,600 | Armored cruiser....    | S.    | 23,000 | 22    | T.S.  | 22    | Newport News Co.   |
| Colorado.....       | 13,600 | Armored cruiser....    | S.    | 23,000 | 22    | T.S.  | 22    | Cramp & Sons.  |
| South Dakota.....   | 13,600 | Armored cruiser....    | S.    | 23,000 | 22    | T.S.  | 22    | Union Iron Works.  |
| St. Louis.....      | 9,600  | Protected cruiser....  | S.    | 21,000 | ..... | T.S.  | 14    | Neafie & Levy.   |
| Milwaukee.....      | 9,600  | Protected cruiser....  | S.    | 21,000 | ..... | T.S.  | 14    | Union Iron Works.  |
| Charleston.....     | 9,600  | Protected cruiser....  | S.    | 21,000 | ..... | T.S.  | 14    | Newport News Co.   |
| Chattanooga.....    | 3,100  | Protected cruiser....  | SW    | 4,700  | 16.5  | T.S.  | 10    | Lewis Nixon, Elizabethport, N. J.  |
| Cleveland.....      | 3,100  | Protected cruiser....  | SW    | 4,700  | 16.5  | T.S.  | 10    | Bath Iron Works, Bath.   |
| Denver.....         | 3,100  | Protected cruiser....  | SW    | 4,700  | 16.5  | T.S.  | 10    | Neafie & Levy, Phila.  |
| Des Moines.....     | 3,100  | Protected cruiser....  | SW    | 4,700  | 16.5  | T.S.  | 10    | Fore River Engine Co.  |
| Galveston.....      | 3,100  | Protected cruiser....  | SW    | 4,700  | 16.5  | T.S.  | 10    | Wm. R. Trigg Co., Richmond, Va.  |
| Tacoma.....         | 3,100  | Protected cruiser....  | SW    | 4,700  | 16.5  | T.S.  | 10    | Union Iron Works, S. F.  |
| Gunboat No. 16..... | .....  | Gunboat.....           | S.    | .....  | ..... | T.S.  | ....  | Contract not awarded.  |
| Arkansa.....        | 3,214  | Monitor.....           | S.    | 2,400  | 11.5  | T.S.  | 6     | Newport News Co.   |
| Nevada.....         | 3,214  | Monitor.....           | S.    | 2,400  | 11.5  | T.S.  | 6     | Bath Iron Works.   |
| Florida.....        | 3,214  | Monitor.....           | S.    | 2,400  | 11.5  | T.S.  | 6     | Lewis Nixon.   |
| Wyoming.....        | 3,214  | Monitor.....           | S.    | 2,400  | 11.5  | T.S.  | 6     | Union Iron Works, S. F.  |
| Bainbridge.....     | 420    | Torpedo boat destyr.   | S.    | 8,000  | 29    | T.S.  | *2    | Neafie & Levy, Phila.  |
| (No. 37)            | .....  | .....                  | ..... | .....  | ..... | ..... | ..... | .....  |
| Barry (No. 38)....  | 420    | Torpedo boat destyr.   | S.    | 8,000  | 29    | T.S.  | *2    | Neafie & Levy, Phila.  |
| Chauncey (No. 39)   | 420    | Torpedo boat destyr.   | S.    | 8,000  | 29    | T.S.  | *2    | Neafie & Levy, Phila.  |
| Dale (No. 40)....   | 420    | Torpedo boat destyr.   | S.    | 8,000  | 28    | T.S.  | *2    | Wm. R. Trigg Co.   |
| Decatur (No. 41)..  | 420    | Torpedo boat destyr.   | S.    | 8,000  | 28    | T.S.  | *2    | Wm. R. Trigg Co.   |
| Hopkins.....        | 408    | Torpedo boat destyr.   | S.    | 7,200  | 29    | T.S.  | *2    | Harlan & Hollingsworth Co., Wilmington, Del.   |
| Hull (No. 42)....   | 408    | Torpedo boat destyr.   | S.    | 7,200  | 29    | T.S.  | *2    | Harlan & Hollingsworth Co., Wilmington, Del.   |
| Lawrence (No. 43).  | 400    | Torpedo boat destyr.   | S.    | 8,400  | 30    | T.S.  | *2    | Fore River Engine Co.  |
| Macdonough.....     | 400    | Torpedo boat destyr.   | S.    | 8,400  | 30    | T.S.  | *2    | Fore River Engine Co., Weymouth, Mass.   |
| (No. 45)            | .....  | .....                  | ..... | .....  | ..... | ..... | ..... | .....  |
| Paul Jones.....     | 420    | Torpedo boat destyr.   | S.    | 7,000  | 29    | T.S.  | *2    | Union Iron Works, San Francisco.   |
| (No. 46)            | .....  | .....                  | ..... | .....  | ..... | ..... | ..... | .....  |
| Perry (No. 47)....  | 420    | Torpedo boat destyr.   | S.    | 7,000  | 29    | T.S.  | *2    | Union Iron Works, S. F.  |
| Preble (No. 48)...  | 420    | Torpedo boat destyr.   | S.    | 7,000  | 29    | T.S.  | *2    | Union Iron Works, S. F.  |
| Stewart (No. 49)..  | 420    | Torpedo boat destyr.   | S.    | 7,000  | 29    | T.S.  | *2    | Gas Engine & Power Co. and Chas. L. Seabury & Co., Consolidated, Morris Heights, N. Y. |
| Truxtun (No. 50).   | 433    | Torpedo boat destyr.   | S.    | 8,300  | 30    | T.S.  | *2    | Maryland Steel Works, Sparrow Point, Md.   |
| Whipple (No. 51).   | 433    | Torpedo boat destyr.   | S.    | 8,300  | 30    | T.S.  | *2    | Maryland Steel Works.  |
| Worden (No. 52)..   | 433    | Torpedo boat destyr.   | S.    | 8,300  | 30    | T.S.  | *2    | Maryland Steel Works.  |
| Stringham (No. 19)  | 340    | Torpedo boat.....      | S.    | 7,200  | 30    | T.S.  | *2    | Harlan & Hollingsworth Co., Wilmington, Del.   |

## VESSELS UNDER CONSTRUCTION.—CONTINUED.

| NAME.                    | Displacement (tons). | Type.                   | Hull. | Indicated horse power. | Speed (knots). | Propulsion. | Guns (m <sup>n</sup> battery). | Station or condition.   |
|--------------------------|----------------------|-------------------------|-------|------------------------|----------------|-------------|--------------------------------|---|
| Goldsborough (No. 20)... | 247.5                | Torpedo boat.....       | S.    | 6,000                  | 30             | T.S.        | *2                             | Wolff & Zwicker's Works, Portland, Ore.   |
| Bailey (No. 21)...       | 235                  | Torpedo boat.....       | S.    | 5,600                  | 30             | T.S.        | *2                             | Gas Engine & Power Co.  |
| Bagley (No. 25)...       | 167                  | Torpedo boat.....       | S.    | 4,200                  | 28             | T.S.        | *3                             | Bath Iron Works, Bath, Me.  |
| Barney (No. 26)...       | 167                  | Torpedo boat.....       | S.    | 4,200                  | 28             | T.S.        | *3                             | Bath Iron Works, Bath, Me.  |
| Biddle (No. 27)...       | 167                  | Torpedo boat.....       | S.    | 4,200                  | 28             | T.S.        | *3                             | Bath Iron Works, Bath, Me.  |
| Blakeley (No. 28)...     | 165                  | Torpedo boat.....       | S.    | 3,000                  | 26             | T.S.        | *3                             | George Lawley & Sons, South Boston, Mass.   |
| DeLong (No. 29)...       | 165                  | Torpedo boat.....       | S.    | 3,000                  | 26             | T.S.        | *3                             | George Lawley & Sons.   |
| Nicholson (No. 30)...    | 174                  | Torpedo boat.....       | S.    | 3,000                  | 26             | T.S.        | *3                             | Lewis Nixon, Elizabethport, N. J.   |
| O'Brien (No. 31)...      | 174                  | Torpedo boat.....       | S.    | .....                  | 26             | T.S.        | *3                             | Lewis Nixon.  |
| Shubrick (No. 32)...     | 165                  | Torpedo boat.....       | S.    | 3,000                  | 26             | T.S.        | *3                             | Wm. R. Trigg Co.  |
| Stockton (No. 33)...     | 165                  | Torpedo boat.....       | S.    | 3,000                  | 26             | T.S.        | *3                             | Wm. R. Trigg Co.  |
| Thornton (No. 34)...     | 165                  | Torpedo boat.....       | S.    | 3,000                  | 26             | T.S.        | *3                             | Wm. R. Trigg Co.  |
| Tingey (No. 35)...       | 165                  | Torpedo boat.....       | S.    | 3,000                  | 26             | T.S.        | *3                             | Columbian Iron Works, Baltimore, Md.  |
| Wilkes (No. 36)...       | 165                  | Torpedo boat.....       | S.    | 3,000                  | 26.5           | T.S.        | *3                             | Gas Engine & Power Co.  |
| Plunger (No. 24)...      | 168                  | Submarine torpedo boat. | S.    | 1,200                  | 8              | S.          | *2                             | Wm. R. Trigg Co., Richmond, Va., under contract with J. P. Holland Torpedo Boat Co. |
| Adder (No. 55)...        | 120                  | Submarine torpedo boat. | S.    | 160                    | 7              | S.          | *1                             | Lewis Nixon.  |
| Grampus (No. 56)...      | 120                  | Submarine torpedo boat. | S.    | 160                    | 7              | S.          | *1                             | Union Iron Works, S. F.   |
| Moccasin (No. 57)...     | 120                  | Submarine torpedo boat. | S.    | 160                    | 7              | S.          | *1                             | Lewis Nixon.  |
| Pike (No. 58).....       | 120                  | Submarine torpedo boat. | S.    | 160                    | 7              | S.          | *1                             | Union Iron Works, S. F.   |
| Porpoise (No. 59)...     | 120                  | Submarine torpedo boat. | S.    | 160                    | 7              | S.          | *1                             | Lewis Nixon.  |
| Shark (No. 60)....       | 120                  | Submarine torpedo boat. | S.    | 160                    | 7              | S.          | *1                             | Lewis Nixon.  |

\* Torpedo tubes.

## STRENGTH OF THE NAVY IN 1904.

The approximate dates of the completion of the battleships and cruisers now under construction are given by the secretary of the navy as follows: Battleships: Maine, October, 1902; Missouri, March, 1903; Ohio, May, 1903; Virginia, May, 1904; Nebraska, July, 1904; Georgia, July, 1904; New Jersey, July, 1904; Rhode Island, July, 1904. Armored cruisers: Pennsylvania, January, 1904; West Virginia, February, 1904; California, August, 1904; Colorado, January, 1904; Maryland, February, 1904; South Dakota, August, 1904.

With the completion of the above the navy will have seventeen battleships and eight armored cruisers. The total number of warships of all kinds under construction in December, 1901, was fifty-nine, including besides those mentioned nine cruisers, four monitors, twenty-five torpedo-boat destroyers, nine torpedo boats and seven submarines.

## NEW CLASSIFICATION.

In accordance with the act of congress of March 3, 1901, President McKinley issued an order June 7 making the following classifications and assignments to commands afloat:

Torpedo-boat destroyers, torpedo boats, tugs, sailing ships and receiving ships shall not be rated. Other vessels shall be rated by tons of displacement as follows:

First rates—Men-of-war only, of 8,000 tons and above.

Second rates—Men-of-war of 4,000 tons and

under 8,000 tons, converted auxiliary vessels of 6,000 tons and above, except colliers, refrigerating ships, distilling ships, tank steamers, repair ships, hospital ships and other vessels constructed or equipped for special purposes.

Third rates—Men-of-war from 1,000 to 4,000 tons and converted and auxiliary vessels from 1,000 to 6,000 tons and colliers, refrigerating ships, supply ships, distilling ships, tank steamers, repair ships, hospital ships and other vessels constructed or equipped for special purposes of 4,000 tons and above.

Fourth rates—All other rated vessels.

ASSIGNMENTS TO COMMANDS AFOAT.

An admiral to command a fleet.

A rear-admiral to command a fleet or squadron.

A captain to command a division, or ship of the first or second rate, or a ship not rated.

A commander to command a division, a ship of the second or third rate, or a ship not rated.

A lieutenant-commander to command a ship of the third or fourth rate, or a ship not rated.

A lieutenant to command a ship of the fourth rate, a torpedo-boat destroyer, torpedo boat, tug, tender or ship not rated.

A lieutenant, junior grade, to command a torpedo boat, tug, tender or ship not rated.

An ensign to command a torpedo boat, tug or ship not rated.

## Political Committees—1900-1904.

## REPUBLICAN NATIONAL COMMITTEE.

Headquarters—Chicago and New York.  
 Chairman—M. A. Hanna, Ohio.  
 Secretary—Perry S. Heath, Indiana.  
 Treasurer—Cornelius N. Bliss, New York.  
 Asst. Treasurer—Volney W. Foster, Illinois.  
 Subtreasurer—Edwin F. Brown, Illinois.  
 Sergeant-at-Arms—George N. Wiswell, Wisconsin.  
 Executive Committee, Chicago—Henry C. Payne of Wisconsin, vice-chairman; Perry S. Heath of Indiana, secretary; Richard C. Kerens of Missouri, Graeme Stewart of Illinois, Harry S. New of Indiana.  
 Executive Committee, New York—Joseph H. Manley of Maine, N. B. Scott of West Virginia, Fred S. Gibbs of New York, Franklin Murphy of New Jersey, Cornelius N. Bliss of New York.  
 Alabama—J. W. Demmick..... Montgomery  
 Arkansas—Powell Clayton.....  
 .....Eureka Springs and City of Mexico  
 California—W. C. Van Fleet.....San Francisco  
 Colorado—A. M. Stevenson.....Denver  
 Connecticut—Charles F. Brooker.....Ansonia  
 Delaware—John E. Addicks.....Wilmington  
 Florida—John G. Long.....St. Augustine  
 Georgia—Judson W. Lyons.....  
 .....Augusta and Washington, D. C.  
 Idaho—\*George L. Shoup.....  
 .....Salmon City and Washington, D. C.  
 Illinois—Graeme Stewart.....Chicago  
 Indiana—Harry S. New.....Indianapolis  
 Iowa—Ernest E. Hart.....Council Bluffs  
 Kansas—David W. Mulvane.....Topeka  
 Kentucky—John W. Yerkes.....Danville  
 Louisiana—Lewis S. Clark.....Patterson  
 Maine—Joseph H. Manley.....Augusta  
 Maryland—Louis E. McComas.....  
 .....Hagerstown and Washington, D. C.  
 Massachusetts—George V. L. Meyer.....Boston

\*Resigned Oct. 29.

Michigan—J. W. Blodgett.....Grand Rapids  
 Minnesota—Thomas H. Shevlin.....Minneapolis  
 Mississippi—H. C. Turley.....Natchez  
 Missouri—Richard C. Kerens.....St. Louis  
 Montana—William H. De Witt.....Butte  
 Nebraska—R. B. Schneider.....Fremont  
 Nevada—Patrick L. Flanigan.....Reno  
 New Hampshire—C. T. Means.....Manchester  
 New Jersey—Franklin T. Murphy.....Newark  
 New York—Frederick S. Gibbs.....New York  
 North Carolina—J. C. Pritchard.....  
 .....Marshall and Washington, D. C.  
 N. Dakota—Alexander McKenzie.....Bismarck  
 Ohio—Myron T. Herrick.....Cleveland  
 Oregon—George A. Steel.....Portland  
 Pennsylvania—M. Stanley Quay.....Beaver  
 Rhode Island—Chas. R. Brayton.....Providence  
 South Carolina—John G. Capers.....Charleston  
 South Dakota—J. M. Greene.....Chamberlain  
 Tennessee—Walter P. Brownlow, M. C.....  
 .....Jonesboro and Washington, D. C.  
 Texas—R. B. Hawley, M. C.....  
 .....Galveston and Washington, D. C.  
 Utah—O. J. Salisbury.....Salt Lake City  
 Vermont—James W. Brock.....Montpelier  
 Virginia—George E. Bowden.....Norfolk  
 West Virginia—N. B. Scott.....  
 .....Wheeling and Washington, D. C.  
 Washington—George H. Baker.....Goldendale  
 Wisconsin—Henry C. Payne.....Milwaukee  
 Wyoming—Willis D. Vandevanter.....  
 .....Cheyenne and Washington, D. C.  
 Alaska—John G. Healdt.....Juneau  
 Arizona—W. M. Griffith.....Tucson  
 New Mexico—Solomon Luna.....Los Lunas  
 Oklahoma—William Grimes.....Kingsfisher  
 Indian Territory—Wm. M. Mellette.....Vinita  
 District of Columbia—Myron M. Parker.....  
 .....Washington  
 Hawaii—Harold M. Sewell.....Honolulu

## CHAIRMEN AND SECRETARIES REPUBLICAN STATE CENTRAL COMMITTEES.

Alabama—William Vaughn.....Birmingham  
 William H. Harney, secretary.....Bessemer  
 Arkansas—H. L. Rimmel.....Little Rock  
 W. S. Holt, secretary.....Little Rock  
 California—George Stone.....San Francisco  
 W. M. Cutter, secretary.....Marysville  
 Colorado—C. D. Ford.....Denver  
 W. H. Brisbane, secretary.....Denver  
 Connecticut—O. R. Fyler.....Torrington  
 S. A. Eddy, secretary.....Canaan  
 Delaware—J. F. Alee.....Dover  
 William D. Denney, secretary.....Dover  
 Florida—H. S. Chubb.....Gainesville  
 Joseph E. Lee, secretary.....Jacksonville  
 Georgia—W. H. Johnson.....Atlanta  
 J. H. Deveaux, secretary.....Savannah  
 Idaho—F. A. Fenn.....Boise  
 G. A. Robethan, secretary.....Pocatello  
 Illinois—F. H. Rowe.....Springfield  
 W. Fieldhouse, secretary.....Chicago  
 Indiana—C. S. Hernly.....Indianapolis  
 Warren Bigler, secretary.....Wabash  
 Iowa—H. O. Weaver.....Wapella  
 C. W. Phillips, secretary.....Des Moines  
 Kentucky—C. M. Barnett.....Louisville  
 R. L. Gwathmey, secretary.....Louisville  
 Louisiana—F. B. Williams.....Patterson  
 M. J. McFarlane, secretary.....New Orleans  
 Maine—F. M. Simpson.....Augusta  
 Byron Boyd, secretary.....Augusta  
 Maryland—P. L. Goldsborough.....Cambridge  
 Henry F. New, secretary.....Baltimore

Massachusetts—A. H. Gotting.....Boston  
 T. Spalding, secretary.....Boston  
 Michigan—G. J. Diekema.....Holland  
 D. E. Alward, secretary.....Clare  
 Minnesota—W. C. Masterman.....Stillwater  
 C. C. Whitney, secretary.....Marshall  
 Mississippi—F. W. Collins.....Jackson  
 L. B. Moseley, secretary.....Jackson  
 Missouri—T. J. Atkins.....St. Louis  
 A. F. Shriner, secretary.....St. Louis  
 Montana—C. M. Webster.....Helena  
 J. M. Burlingame, secretary.....Great Falls  
 Nebraska—H. C. Lindsay.....Lincoln  
 J. T. Mallalieu, secretary.....Kearney  
 Nevada—G. T. Mills.....Carson City  
 E. D. Vanderlieth, secretary.....Carson City  
 New Hampshire—J. H. Gallinger.....Concord  
 T. F. Clifford, secretary.....Franklin  
 New Jersey—F. Murphy.....Newark  
 J. S. Gibson, secretary.....Newark  
 North Carolina—J. C. Pritchard.....Marshall  
 W. S. Hyama, secretary.....Bakersville  
 North Dakota—William Budge.....Grand Forks  
 M. H. Jewell, secretary.....Bismarck  
 Ohio—Charles Dick.....Akron  
 J. R. Malloy, secretary.....Columbus  
 Oregon—G. A. Steel.....Portland  
 W. S. Duniway, secretary.....Portland  
 Pennsylvania—Frank Reeder.....Easton  
 W. R. Andrews, sec.....Washington, D. C.  
 Rhode Island—H. C. White.....Providence  
 C. H. Howland, secretary.....Providence

## REPUBLICAN STATE CENTRAL COMMITTEES.—CONTINUED.

South Carolina—E. H. Deas.....Darlington  
 J. H. Johnson, secretary.....Columbus  
 South Dakota—Frank Crane.....Pierre  
 F. McNulty, secretary.....Pierre  
 Tennessee—A. J. Tyler.....Knoxville  
 J. C. R. McCall, secretary.....Huntington  
 Texas—C. A. Lyon.....Sherman  
 R. L. Hoffman, secretary.....San Antonio  
 Utah—E. H. Callister.....Salt Lake City  
 Annie M. Bradley, secretary.....Salt Lake City  
 Vermont—I. R. Allen.....Fair Haven  
 A. E. Watson, secretary.....Hartford  
 Virginia—Park Agnew.....Alexandria  
 Asa Rogers, secretary.....Petersburg  
 West Virginia—W. M. O. Dawson.....Charleston

James K. Hall, secretary.....Charleston  
 Washington—J. H. Schively.....Olympia  
 J. W. Arrasmith, secretary.....Colfax  
 Wisconsin—G. E. Bryant.....Madison  
 Zeno M. Host, secretary.....Milwaukee  
 Wyoming—J. A. Van Orsdel.....Cheyenne  
 R. P. Fuller, secretary.....Cheyenne  
 Arizona—J. C. Adams.....Phoenix  
 W. C. Foster, secretary.....Phoenix  
 Indian Territory—W. H. Darrough.....Vinita  
 Mike Conlon, secretary.....Atoka  
 New Mexico—F. A. Hubbell.....Albuquerque  
 Jose D. Sena, secretary.....Santa Fe  
 Oklahoma—T. B. Ferguson.....Watonga  
 J. P. Renshaw, secretary.....Enid

## DEMOCRATIC NATIONAL COMMITTEE.

Headquarters—Chicago.  
 Chairman—James K. Jones, Washington,  
 D. C.  
 Vice-Chairman—W. J. Jones, St. Louis, Mo.  
 Secretary—C. A. Walsh, Ottumwa, Iowa.  
 Treasurer—M. F. Dunlap, Jacksonville, Ill.  
 Executive Committee—J. G. Johnson, Arkan-  
 sas, chairman; C. A. Walsh, Iowa,  
 secretary; W. J. Stone, Missouri; H. B.  
 Clayton, Alabama; Thomas Gahan, Illi-  
 nois; D. J. Campau, Michigan; J. M.  
 Guffey, Pennsylvania; George Fred Wil-  
 liams, Massachusetts; T. D. O'Brien, Min-  
 nesota; Thomas Taggart, Indiana; James  
 C. Dahlman, Nebraska; Norman E. Mack,  
 New York.  
 Alabama—H. D. Clayton.....Eufaula  
 Alaska—L. L. Williams.....Juneau  
 Arizona—J. B. Breathitt.....Tucson  
 Arkansas—J. P. Clark.....Little Rock  
 California—M. F. Tarpey.....Alameda  
 Colorado—Adair Wilson.....Denver  
 Connecticut—H. S. Cummings.....Stamford  
 Delaware—R. E. Kenney.....Dover  
 District of Columbia—Vacant.  
 Florida—George P. Raney.....Tallahassee  
 Georgia—Clark Howell.....Atlanta  
 Hawaii—W. H. Cornwell.....Honolulu  
 Idaho—E. M. Wolfe.....Mountain Home  
 Illinois—Thomas Gahan.....Chicago  
 Indiana—Thomas Taggart.....Indianapolis  
 Indian Territory—Vacant.  
 Iowa—C. A. Walsh.....Ottumwa  
 Kansas—J. G. Johnson.....Peabody

Kentucky—Urey Woodson.....Owensboro  
 Louisiana—N. E. Blanchard.....Shreveport  
 Maine—Vacant.  
 Maryland—A. F. Gorman.....Laurel  
 Massachusetts—G. F. Williams.....Boston  
 Michigan—D. J. Campau.....Detroit  
 Minnesota—T. D. O'Brien.....St. Paul  
 Mississippi—A. J. Russell.....Meridian  
 Missouri—William J. Stone.....St. Louis  
 Montana—J. S. M. Nell.....Helena  
 Nebraska—C. Dahlman.....Omaha  
 Nevada—J. R. Ryan.....Virginia City  
 New Hampshire—True L. Norris.....Portsmouth  
 New Jersey—W. B. Gourley.....Paterson  
 New Mexico—H. B. Ferguson.....Albuquerque  
 New York—N. E. Mack.....Buffalo  
 North Carolina—Joseph Daniels.....Raleigh  
 North Dakota—J. B. Eaton.....Fargo  
 Ohio—John R. McLean.....Cincinnati  
 Oklahoma—J. R. Jacobs.....Shawnee  
 Oregon—M. A. Miller.....Lebanon  
 Pennsylvania—J. M. Guffey.....Pittsburg  
 Rhode Island—G. W. Greene.....Woonsocket  
 South Carolina—B. R. Tillman.....Trenton  
 South Dakota—Maris Taylor.....Huron  
 Tennessee—James M. Head.....Nashville  
 Texas—R. M. Johnston.....Houston  
 Utah—D. C. Dunbar.....Salt Lake City  
 Vermont—J. H. Senter.....Montpelier  
 Virginia—Peter J. Otey.....Lynchburg  
 Washington—W. H. Dunphy.....Walla Walla  
 West Virginia—John T. McGraw.....Grafton  
 Wisconsin—T. E. Ryan.....Waukesha  
 Wyoming—J. E. Osborne.....Rawlins

## CHAIRMEN AND SECRETARIES DEMOCRATIC STATE CENTRAL COMMITTEES.

Alabama—R. J. Lowe.....Birmingham  
 John G. Pugh, secretary.....Birmingham  
 Alaska—F. C. Hammond.....Juneau  
 F. D. Kelsey, secretary.....Juneau  
 Arizona—T. E. Parish.....Phoenix  
 Frank P. Trott, secretary.....Phoenix  
 Arkansas—Carroll Armstrong.....Morrilton  
 Gray Carroll, secretary.....Little Rock  
 California—J. C. Sims.....San Francisco  
 Thomas Curran, secretary.....San Francisco  
 Colorado—Milton Smith.....Denver  
 Rod S. King, secretary.....Denver  
 Connecticut—Melbert E. Cary.....Ridgefield  
 David T. McNamara, secretary.....New Haven  
 Delaware—W. Saulsbury.....Wilmington  
 C. C. Clifton, secretary.....Dover  
 Florida—Frank Clark.....Jacksonville  
 James E. Crane, secretary.....Tampa  
 Georgia—F. G. Du Bignon.....Savannah  
 J. M. Goldsmith, secretary.....Atlanta  
 Idaho—K. I. Parkey.....Boise  
 L. C. Rice, secretary.....Boise  
 Illinois—John P. Hopkins.....Chicago  
 W. L. Mounts, secretary.....Carlinville

Indiana—Park M. Martin.....Indianapolis  
 W. H. Hawkins, secretary.....Indianapolis  
 Indian Territory—John Gault.....Ardmore  
 H. W. Fielding, secretary.....Davis  
 Iowa—George A. Hoffman.....Des Moines  
 A. E. Jackson, secretary.....Tama  
 Hawaii—Col. Charles McCarthy.....Honolulu  
 Edward M. Hart, secretary.....Honolulu  
 Kansas—J. Mack Love.....Arkansas City  
 W. H. L. Pepperill, secretary.....Concordia  
 Kentucky—James E. McCreary.....Louisville  
 J. M. Lansing, secretary.....Louisville  
 Louisiana—E. B. Krutchmitt.....New Orleans  
 Robert S. Landry, secretary.....New Orleans  
 Maine—George E. Hughes.....Bath  
 Fred Emery Beane, secretary.....Hallowell  
 Maryland—Murray Vaudiver.....Baltimore  
 Lloyd Wilkinson, secretary.....Pocomoke City  
 Massachusetts—C. T. Callahan.....Holyoke  
 W. S. McNary, secretary.....Boston  
 Michigan—D. J. Campau.....Detroit  
 C. S. Hampton, secretary.....Detroit  
 Minnesota—L. A. Rosing.....St. Paul  
 T. R. Kane, secretary.....St. Paul



Mississippi—C. C. Miller.....Meridian  
 L. P. Connor, secretary.....Natchez  
 Missouri—J. H. Sebort.....St. Louis  
 J. H. Edwards, secretary.....Jefferson City  
 Montana—Walter Cooper.....Helena  
 Harvey Bliss, secretary.....Big Timber  
 Nebraska—Dr. P. L. Hall.....Omaha  
 William Cain, secretary.....Omaha  
 Nevada—W. J. Westerfield.....Reno  
 John H. Dennis, secretary.....Reno  
 New Hampshire—John F. Amey.....Concord  
 T. H. Madigan, secretary.....Pittsfield  
 New Jersey—William B. Gourley.....Jersey City  
 W. K. Devereaux, secretary.....Asbury Park  
 New Mexico—Charles F. Easley.....Santa Fe  
 Alois B. Rencnan, secretary.....Santa Fe  
 New York—Frank Campbell.....Bath  
 John M. Carlisle, secretary.....Watertown  
 North Carolina—F. M. Simmons.....Raleigh  
 P. M. Pearsall, secretary.....Raleigh  
 North Dakota—Thomas Kleingogel.....Fargo  
 E. C. Caruth, secretary.....Grand Forks  
 Ohio—George S. Long.....Columbus  
 E. A. Crawford, secretary.....Columbus  
 Oklahoma—Wm. M. Anderson.....Oklahoma City  
 V. V. Hardcastle, secretary.....Oklahoma City  
 Oregon—R. S. Sheridan.....Roseburg

W. E. Burke, secretary.....Portland  
 Pennsylvania—John S. Rilling.....Erie  
 J. F. Moyer, secretary.....Pottsville  
 Rhode Island—George W. Greene.....Woonsocket  
 Patrick H. Quinn, secretary.....Providence  
 South Carolina—Wylie Jones.....Columbia  
 U. X. Gunter, Jr., secretary.....Columbia  
 South Dakota—John Pusey.....Sioux Falls  
 J. P. Morrill, secretary.....Sioux Falls  
 Tennessee—M. C. Fitzpatrick.....Nashville  
 N. C. Robertson, secretary.....Nashville  
 Texas—James E. Wells.....San Antonio  
 Jeff McLemore, secretary.....San Antonio  
 Utah—John W. Burton.....Salt Lake City  
 James M. Cohen, secretary.....Salt Lake City  
 Vermont—Emory S. Harris.....Bennington  
 C. A. G. Jackson, secretary.....Montpelier  
 Virginia—J. Taylor Ellyson.....Richmond  
 Joseph Button, secretary.....Walker's Ford  
 Washington—Henry Drumm.....Seattle  
 A. M. Mecklin, secretary.....Tacoma  
 Wisconsin—A. F. Warden.....Milwaukee  
 J. C. Noel, secretary.....Marinette  
 West Virginia—J. H. Miller.....Charleston  
 W. E. R. Byrne, secretary.....Charleston  
 Wyoming—Cohn Hunter.....Cheyenne  
 Luke Voorhees, secretary.....Cheyenne

PROHIBITION NATIONAL COMMITTEE.

Headquarters—Chicago.  
 Chairman—Oliver W. Stewart, Chicago.  
 Vice-Chairman—Samuel Dickie, Albion, Mich.  
 Secretary—James A. Tate, Dyer, Tenn.  
 Treasurer—S. D. Hastings, Green Bay, Wis.  
 Arkansas—Mrs. B. Babcock.....Little Rock  
 California—G. T. Stickney.....Los Angeles  
 Colorado—J. N. Scouler.....Denver  
 Mrs. M. E. Craise.....Denver  
 Connecticut—F. G. Platt.....New Britain  
 Charles E. Steele.....New Britain  
 Delaware—A. R. Tatum.....Wilmington  
 G. W. Todd.....Wilmington  
 Idaho—H. A. Lee.....Weiser  
 E. B. Sutton.....Boise  
 Illinois—O. W. Stewart.....Chicago  
 Hale Johnson.....Newton  
 Indiana—Charles Eckhart.....Auburn  
 F. T. McWhirter.....Indianapolis  
 Iowa—Malcolm Smith.....Cedar Rapids  
 Rev. W. L. Ferris.....Cherokee  
 Kansas—T. D. Talmadge.....Hutchinson  
 J. B. Garton.....Clayton  
 Kentucky—F. E. Beauchamp.....Lexington  
 T. B. Demaree.....Union Mills  
 Maine—N. F. Woodbury.....Auburn  
 C. H. Clary.....Hallowell  
 Maryland—J. Levering.....Baltimore  
 L. S. Nelson.....Bishopville  
 Massachusetts—F. M. Forbush.....Newton  
 H. S. Morley.....Baldwinville  
 Michigan—Fred E. Britten.....Detroit  
 Samuel Dickie.....Albion  
 Minnesota—W. J. Dean.....Minneapolis  
 J. F. Hieberg.....Hieberg  
 Missouri—H. P. Paris.....Clinton  
 Charles E. Stokes.....Mexico  
 Montana—T. P. Street.....Missoula

E. M. Gardner.....Bozeman  
 Nebraska—A. G. Wolfenbarger.....Lincoln  
 L. G. Parker.....Crab Orchard  
 New Hampshire—H. O. Jackson.....Littleton  
 L. F. Richardson.....Peterboro  
 New Jersey—W. H. Nicholson.....Haddonfield  
 J. G. Van Cise.....Summit  
 New York—W. T. Wardwell.....New York  
 F. E. Baldwin.....Elmira  
 North Carolina—T. P. Johnson.....Salisbury  
 Edwin Shaver.....Salisbury  
 North Dakota—M. H. Kiff.....Tower City  
 J. Y. Easterbrook.....Jamestown  
 Ohio—John Danner.....Canton  
 R. J. Candy.....Columbus  
 Oregon—W. P. Elmore.....Brownsville  
 E. O. Miller.....Portland  
 Pennsylvania—A. A. Stevens.....Tyrone  
 Charles R. Jones.....Philadelphia  
 Rhode Island—H. B. Metcalf.....Pawtucket  
 Smith Quimby.....Hill's Grove  
 South Dakota—H. H. Curtis.....Castlewood  
 F. J. Carlisle.....Brookings  
 Tennessee—James A. Tate.....Dyer  
 R. S. Cheves.....Unicoi  
 Texas—D. H. Hancock.....Farmersville  
 Rev. J. G. Adams.....Fort Worth  
 Utah—J. S. Boreman.....Ogden  
 C. D. Savery.....Salt Lake City  
 Vermont—C. W. Wyman.....Brattleboro  
 H. T. Comins.....East Berkshire  
 Virginia—J. W. Bodley.....Staunton  
 W. T. Bundick.....Onancock  
 Washington—E. S. Smith.....Seattle  
 R. S. Greene.....Seattle  
 West Virginia—T. R. Carskadon.....Keyser  
 U. A. Clayton.....Fairmont  
 Wisconsin—S. D. Hastings.....Green Bay  
 Ole B. Olson.....Eau Claire

CHAIRMEN OF PROHIBITION STATE COMMITTEES.

Alabama—Rev. W. D. Gay.....Montgomery  
 Arizona—Dr. J. W. Thomas.....Phoenix  
 Arkansas—Martin Henry.....Jacinto  
 California—Frank J. Sibley.....Los Angeles  
 Colorado—D. C. Burns.....Denver  
 Connecticut—H. B. Brown.....East Hampton  
 Delaware—R. H. Cooper.....Cheswold  
 Florida—Dr. A. L. Izler.....Ocala  
 Georgia—Dr. J. O. Perkins.....Atlanta

Idaho—Edwin R. Headley.....Weiser  
 Illinois—Hale Johnson.....Newton  
 Indiana—L. C. Masters.....Muncie  
 Iowa—J. H. Campbell.....Des Moines  
 Kansas—M. Williams.....Lansing  
 Kentucky—Dr. J. D. Smith.....Paducah  
 Louisiana—Alf W. Wagner.....Columbia  
 Maine—James Perrigo.....Portland  
 Maryland—G. A. Horner.....Baltimore

## PROHIBITION STATE COMMITTEES.—CONTINUED.

|  |  |
|--|--|
| Massachusetts—A. H. Morrell.....New Bedford  | Ohio—J. J. Ashenbush.....Columbus            |
| Michigan—Rev. F. E. Britten.....Detroit      | Oregon—I. H. Amos.....Portland               |
| Minnesota—George W. Higgins.....Minneapolis  | Pennsylvania—Chas. R. Jones.....Philadelphia |
| Mississippi—J. B. Lehman.....Edwards         | Rhode Island—Elisha T. Read.....Woonsocket   |
| Missouri—Charles E. Stokes.....Mexico        | South Carolina—M. B. Ingle.....Orangeburg    |
| Montana—J. M. Waters.....Bozeman             | South Dakota—H. J. Whipple.....Sioux Falls   |
| Nebraska—C. C. Beveridge.....Fremont         | Tennessee—Prof. J. A. Tate.....Dyer          |
| Nevada—Jacob Stiner.....Reno                 | Texas—P. B. Bailey.....Houston               |
| New Hampshire—L. F. Richardson.....Peterboro | Utah—Rev. R. Wake.....Salt Lake City         |
| New Jersey—George J. Haven.....Camden        | Vermont—Rev. J. L. Fort, Jr.....Middlebury   |
| New Mexico—Rev. R. Renison.....Albuquerque   | Virginia—J. O. Alwood.....Richmond           |
| New York—Rev. J. H. Durkee.....Rochester     | Washington—R. E. Dunlap.....Seattle          |
| North Carolina—Edwin Shaver.....Salisbury    | West Virginia—U. A. Clayton.....Fairmont     |
| North Dakota—J. L. Sizer.....Lisbon          | Wisconsin—J. E. Clayton.....Milwaukee        |
| Oklahoma—Rev. L. B. Parker.....Perry         | Wyoming—George B. Blaine.....Douglas         |

## NATIONAL COMMITTEE PEOPLE'S PARTY.

Headquarters—Lincoln, Neb.  
 Chairman—Senator Marion Butler, Washington, D. C.  
 Vice-Chairman—J. H. Edmiston, Lincoln, Neb.  
 Secretary—J. A. Edgerton, Denver, Col.  
 Treasurer—George F. Washburn, Boston.  
 Executive Committee—J. H. Edmiston,

chairman; J. A. Edgerton, secretary; James B. Weaver, Colfax, Iowa; W. V. Allen, Madison, Neb.; J. W. Breidenthal, Topeka, Kas.; E. W. Way, Seattle, Wash.; Eugene Smith, Chicago; Harry Tracy, Tulsa, Tex.; Robert Schilling, Milwaukee, Wis.; J. M. Bowler, St. Paul, Minn.; Dr. C. F. Taylor, Philadelphia, Pa.

## SOCIALIST PARTY.

Headquarters—427 Emille building, St. Louis, Mo.  
 National Secretary—Leon Greenbaum, St. Louis. (Mr. Greenbaum and Messrs. W. H. Baird, C. A. Hoehn, M. B. Dunn, E. V. Putnam and L. H. Hildbrand form the local quorum of national committee residing in St. Louis.)

STATE COMMITTEE SECRETARIES.  
 Connecticut—W. E. White.....New Haven  
 California—J. G. Smith.....San Francisco  
 Iowa—W. A. Jacobs.....Davenport  
 Indiana—James Oneal.....Terre Haute  
 Illinois—C. H. Kerr, 56 5th avenue.....Chicago  
 Kentucky—L. F. Robinson.....Louisville  
 Kansas—T. R. Hawkins.....Topeka  
 Maine—F. E. Irish.....Woodford  
 Massachusetts—W. P. Porter, Winthrop building.....Boston

Michigan—Clarence Neely.....Saginaw  
 Minnesota—G. B. Lenard, Andrews building.....Minneapolis  
 Missouri—W. J. Hager, 22 North 4th street.....St. Louis  
 New Hampshire—A. Minard.....New Haven  
 New York—L. D. Abbott, 64 East 4th street.....New York  
 New Jersey—J. P. Weigel.....Trenton  
 North Dakota—G. W. Poague.....Fargo  
 Oklahoma—G. C. Holbrooks.....Medford  
 Ohio—W. G. Critchlow.....Dayton  
 Oregon—W. L. Richards.....Albany  
 Nebraska—G. E. Baird.....Omaha  
 Pennsylvania—J. W. Quick, 6229 Woodlawn avenue.....Philadelphia  
 Texas—S. J. Hampton.....Seattle, Wash.  
 Wisconsin—Mrs. E. H. Thomas.....Miller  
 Porto Rico—A. Hascher, box 313.....San Juan

## SILVER REPUBLICAN NATIONAL COMMITTEE.

Headquarters—Chicago, Ill.  
 Chairman—D. C. Tillotson, Topeka, Kas.  
 Secretary and Treasurer—E. S. Corser, Minneapolis, Minn.

## EXECUTIVE COMMITTEE.

Arizona—Thomas F. Wilson.....Prescott  
 Arkansas—Thomas Boles.....Fort Smith  
 California—N. Cole, Jr., Chicago, Los Angeles  
 Colorado—A. B. McGaffey.....Denver  
 Connecticut—Joseph Sheldon.....New Haven  
 Delaware—C. G. Prettyman.....Milford  
 Idaho—C. J. Bassett.....Boise City  
 Indiana—F. J. Van Vorhis.....Indianapolis  
 Illinois—J. H. Teller.....Chicago  
 Iowa—W. A. Spurrier.....Des Moines  
 Kansas—D. C. Tillotson.....Topeka  
 Kentucky—D. J. Schneider.....Newport  
 Louisiana—S. L. Cary.....Jennings  
 Maryland—W. E. Beveridge.....Baltimore  
 Massachusetts—Norman Cameron.....Boston  
 Michigan—C. E. Watkins.....Grand Rapids  
 Minnesota—E. S. Corser.....Minneapolis  
 Missouri—John M. Weeks.....Carthage  
 Nebraska—F. T. Ransom.....Omaha  
 Nevada—W. J. Westerfield.....Reno

Montana—R. A. O'Hara.....Hamilton  
 New Jersey—James H. Fleming.....Newark  
 New Mexico—O. B. Steen.....Santa Fe  
 North Dakota—H. M. Creel.....Devil's Lake  
 Ohio—L. W. Brown.....Wauseon  
 Oklahoma Territory—Dr. F. S. Peck.....Edmund  
 Oregon—C. W. Talmage.....McMinnville  
 Pennsylvania—William Wilhelm.....Pottsville  
 South Dakota—J. M. Crow.....Mitchell  
 Utah—E. A. Littlefield.....Ogden  
 Washington—J. A. Bunce.....Seattle  
 West Virginia—T. B. Menager.....Pt. Pleasant  
 Wisconsin—D. F. Powell.....La Crosse  
 Wyoming—J. F. Brown.....Bighorn

The members of the silver republican national committee for each state and the state chairmen are the same, except in Illinois the state chairman is Dr. G. M. Emrick of Chicago; Michigan, E. C. Watkins, Grand Rapids; Minnesota, C. H. Pettit of Minneapolis; Montana, Charles A. Hartman of Bozeman; Kansas, Webb McCall of Gaylord; Colorado, W. H. Griffith, Denver; Idaho, C. E. Arney of Boise; California, J. N. Phillips, Los Angeles; Nebraska, F. J. Birss, Hebron.

**NATIONAL CHRISTIAN PARTY.**

Headquarters—Davenport, Iowa.  
 Chairman—W. R. Benkert, Davenport, Iowa.  
 Vice-Chairman—Rev. C. H. Thomas, Chicago.  
 Secretary—D. H. Martin, Pittsburg, Pa.  
 Treasurer—J. F. R. Leonard, Ainsworth, Iowa.  
 Ass't Secretary—Wm. Whitehead, Aurora, Ill.

National Executive Committee—W. R. Benkert, Davenport, Iowa; D. H. Martin, Pittsburg; J. F. R. Leonard, Ainsworth, Iowa; W. R. Struble, Chicago; R. J. Caverly, Moline, Ill.; John Cordingly, Chicago; C. H. Thomas, Chicago.

**UNION REFORM PARTY.**

Headquarters—Springfield, O.  
 Chairman—R. S. Thompson, Springfield, O.  
 Vice-Chairman—J. M. Dunlap, Franklin, Ind.  
 Sec.—A. G. Eichelberger, Baltimore, Md.

Michigan—Jay G. Wait.....Sturgis  
 Missouri—Sheridan Webster.....St. Louis  
 Nebraska—Asa Taylor.....Omaha  
 Ohio—W. J. Seelye.....Wooster

**COMPARATIVE RECORD OF THE COST OF LIVING.**

[From Dun's Review.]

The appended table showing the comparative cost of living at different dates was compiled in this way: After taking a list of articles including all the necessaries and a few of the most generally used luxuries of life, the quoted price (wholesale) of each was multiplied by the quantity annually consumed by each individual as shown by

statistics, the result being the cost of living for a year if all the articles were purchased on the date of the quotations. For example, if a man bought his entire supply of the necessaries of life on Nov. 1, 1901, they would have cost him \$97.43, as against \$72.45, July 1, 1897. Three hundred and fifty articles are quoted.

| DATE.        | Breadstuffs. | Meats.  | Dairy and garden. | Other food. | Clothing. | Metals.  | Miscellaneous. | Total.   |
|--------------|--------------|---------|-------------------|-------------|-----------|----------|----------------|----------|
| 1888, Jan. 1 | \$18.565     | \$8.920 | \$15.030          | \$10.340    | \$15.140  | \$17.330 | \$14.577       | \$99.902 |
| 1889, Jan. 1 | 18.138       | 8.705   | 14.670            | 10.480      | 15.170    | 17.360   | 14.496         | 99.076   |
| 1890, Jan. 1 | 13.769       | 7.620   | 12.675            | 9.393       | 14.945    | 16.240   | 15.711         | 90.191   |
| 1891, Jan. 1 | 19.725       | 7.310   | 16.270            | 10.215      | 14.733    | 15.875   | 14.217         | 98.247   |
| 1892, Jan. 1 | 17.700       | 7.895   | 13.180            | 9.183       | 13.430    | 14.665   | 13.767         | 89.822   |
| 1893, Jan. 1 | 15.750       | 9.315   | 15.290            | 9.563       | 13.900    | 15.985   | 14.320         | 94.155   |
| 1894, Jan. 1 | 13.630       | 8.655   | 13.945            | 8.945       | 12.880    | 14.565   | 13.512         | 86.023   |
| 1895, Jan. 1 | 14.311       | 8.359   | 12.196            | 8.607       | 11.886    | 12.026   | 13.607         | 80.992   |
| 1896, Jan. 1 | 11.380       | 7.540   | 10.969            | 8.898       | 12.787    | 12.803   | 13.403         | 77.780   |
| 1897, Jan. 1 | 11.729       | 7.527   | 10.456            | 8.170       | 12.407    | 13.014   | 12.899         | 75.502   |
| July 1 (low) | 10.687       | 7.629   | 8.714             | 7.887       | 13.808    | 11.642   | 12.288         | 72.455   |
| 1898, Jan. 1 | 13.511       | 7.336   | 12.371            | 8.312       | 14.654    | 11.572   | 12.184         | 79.940   |
| 1899, Jan. 1 | 13.816       | 7.420   | 11.458            | 9.096       | 14.150    | 11.843   | 12.540         | 80.423   |
| 1900, Jan. 1 | 13.254       | 7.258   | 13.702            | 9.200       | 17.484    | 13.085   | 16.312         | 95.285   |
| 1901, Jan. 1 | 14.486       | 8.407   | 15.546            | 9.504       | 16.024    | 15.810   | 15.881         | 95.938   |
| Feb. 1       | 15.062       | 8.592   | 13.896            | 9.418       | 16.271    | 15.845   | 15.956         | 95.010   |
| March 1      | 15.070       | 8.696   | 13.898            | 9.393       | 15.460    | 13.875   | 16.471         | 94.896   |
| April 1      | 15.221       | 9.294   | 13.519            | 9.208       | 14.991    | 16.048   | 16.629         | 94.910   |
| May 1        | 16.112       | 9.251   | 14.983            | 9.154       | 14.945    | 15.179   | 16.596         | 95.220   |
| June 1       | 15.635       | 9.224   | 13.161            | 9.116       | 14.882    | 15.249   | 16.532         | 93.739   |
| July 1       | 14.904       | 9.430   | 11.030            | 9.083       | 15.098    | 15.344   | 16.617         | 91.609   |
| Aug. 1       | 16.668       | 9.151   | 13.261            | 9.258       | 15.027    | 15.345   | 16.625         | 95.330   |
| Sept. 1      | 17.369       | 9.630   | 13.009            | 9.153       | 15.234    | 16.091   | 16.525         | 96.911   |
| Oct. 1       | 17.146       | 9.517   | 13.164            | 9.190       | 15.279    | 15.760   | 16.833         | 96.891   |
| Nov. 1       | 17.840       | 8.929   | 13.622            | 9.157       | 15.342    | 15.876   | 16.977         | 97.743   |

NOTE—Breadstuffs include many quotations of wheat, corn, oats, rye and barley, besides beans and peas; meats include live hogs, beef, sheep and many provisions, lard, tallow, etc.; dairy and garden products include eggs, vegetables and fruits; other foods include fish, liquors, condiments, sugar, rice, tobacco, etc.; clothing includes the raw material of each industry, and many quotations of woolen, cotton,

silk and rubber goods, as well as hides, leather, boots and shoes; metals include various quotations of pig iron and partially manufactured and finished products, as well as minor metals, coal and petroleum. The miscellaneous class embraces many grades of hard and soft lumber, lath, brick, lime, glass, glassware, turpentine, hemp, linseed oil, paints, fertilizers and drugs.

**FISHERIES OF THE MISSISSIPPI RIVER.**

[From the report of George M. Bowers, commissioner.]

The following table shows the principal varieties of fish caught, with weight and value:

| Fish.         | Pounds.    | Value.    |
|---------------|------------|-----------|
| Buffalo fish  | 14,215,975 | \$349,913 |
| Carp (German) | 11,868,840 | 289,253   |
| Catfish       | 7,648,179  | 339,800   |
| Paddlefish    | 2,473,250  | 55,514    |

| Fish.         | Pounds.    | Value.  |
|---------------|------------|---------|
| Sheepshead    | 3,149,232  | 108,786 |
| Suckers       | 1,187,591  | 40,340  |
| Mussel shells | 45,564,000 | 207,187 |

Persons employed, 11,218.  
 Capital invested, \$1,883,875.  
 Total product in pounds, 94,713,402.  
 Total value, \$1,771,812.

## MAYORS OF LARGE CITIES.

Albany, N. Y.—Charles H. Gans.  
 Allegheny, Pa.—John R. Murphy.  
 Baltimore, Md.—Thomas G. Hayes.  
 Boston, Mass.—Thomas N. Hart.  
 Buffalo, N. Y.—E. C. Knight.  
 Charleston, S. C.—J. Adger Smyth.  
 Chicago, Ill.—Carter H. Harrison.  
 Cincinnati, O.—Julius Fleischmann.  
 Cleveland, O.—Tom L. Johnson.  
 Columbus, O.—John N. Hinkle.  
 Dayton, O.—J. R. Lindenmuth.  
 Denver, Col.—Robert R. Wright, Jr.  
 Des Moines, Iowa.—J. J. Hartenbower.  
 Detroit, Mich.—William C. Maybury.  
 Duluth, Minn.—F. W. Hugo.  
 Fall River, Mass.—John H. Abbott.  
 Fort Wayne, Ind.—H. C. Berghoff.  
 Galveston, Tex.—William T. Austin.\*  
 Grand Rapids, Mich.—G. R. Perry.  
 Hartford, Conn.—Alexander Harbison.  
 Indianapolis, Ind.—C. A. Bookwalter.  
 Jersey City, N. J.—Mark M. Fagan.  
 Kansas City, Mo.—James A. Reed.  
 Lincoln, Neb.—H. J. Winnett.  
 Los Angeles, Cal.—M. R. Snyder.  
 Louisville, Ky.—C. F. Grainger.  
 Lowell, Mass.—Charles A. R. Dimon.  
 Memphis, Tenn.—J. J. Williams.  
 Milwaukee, Wis.—David S. Rose.  
 Minneapolis, Minn.—A. A. Ames.

\*President board of commissioners.

†City recorder.

Nashville, Tenn.—James M. Head.  
 Newark, N. J.—J. M. Seymour.  
 New Haven, Conn.—John P. Studley.  
 New Orleans, La.—Paul Capdevielle.  
 New York, N. Y.—Seth Low.  
 Omaha, Neb.—Frank E. Moores.  
 Paterson, N. J.—John Hinchcliffe.  
 Peoria, Ill.—William P. Bryan.  
 Philadelphia, Pa.—S. H. Ashbridge.  
 Pittsburg, Pa.—J. O. Brown.†  
 Portland, Me.—F. E. Boothby.  
 Portland, Ore.—N. S. Rowe.  
 Providence, R. I.—D. L. D. Granger.  
 Reading, Pa.—Adam H. Leader.  
 Richmond, Va.—R. M. Taylor.  
 Rochester, N. Y.—A. J. Rodenbeck.  
 St. Joseph, Mo.—John Combe.  
 St. Louis, Mo.—Rolla Wells.  
 St. Paul, Minn.—Robert A. Smith.  
 Salt Lake City, Utah—E. Thompson.  
 San Antonio, Tex.—Marshall Hicks.  
 San Francisco, Cal.—E. E. Schmitz.  
 Seattle, Wash.—T. J. Humes.  
 Springfield, Ill.—J. L. Phillips.  
 Springfield, Mass.—William P. Hayes.  
 Toledo, O.—Samuel M. Jones.  
 Trenton, N. J.—F. S. Katzenbach, Jr.  
 Troy, N. Y.—D. E. Conway.  
 Wilmington, Del.—G. M. Fisher.

## POSTMASTERS OF LARGE CITIES.

Albany, N. Y.—C. M. Argensinger.  
 Allegheny, Pa.—James A. Grier.  
 Baltimore, Md.—S. Davis Warfield.  
 Boston, Mass.—George A. Hibbard.  
 Buffalo, N. Y.—Fred Greiner.  
 Charleston, S. C.—G. I. Cunningham.  
 Chicago, Ill.—F. E. Coyne.  
 Cincinnati, O.—E. R. Monfort.  
 Cleveland, O.—C. C. Dewstoe.  
 Columbus, O.—R. M. Rownd.  
 Dayton, O.—F. B. G. Withoft.  
 Denver, Col.—John C. Twombly.  
 Des Moines, Iowa.—Lewis Schooler.  
 Detroit, Mich.—F. B. Dickerson.  
 Duluth, Minn.—E. L. Fisher.  
 Fall River, Mass.—George A. Ballard.  
 Fort Wayne, Ind.—William D. Page.  
 Galveston, Tex.—Harry A. Griffin.  
 Grand Rapids, Mich.—Loomis K. Bishop.  
 Hartford, Conn.—Edward B. Bennett.  
 Indianapolis, Ind.—George McGinnis.  
 Jersey City, N. J.—Peter F. Wanser.  
 Kansas City, Mo.—Samuel F. Scott.  
 Lincoln, Neb.—H. M. Bushnell.  
 Los Angeles, Cal.—Lewis A. Groff.  
 Louisville, Ky.—Thomas H. Baker.  
 Lowell, Mass.—A. G. Thompson.  
 Memphis, Tenn.—T. W. Dutro.  
 Milwaukee, Wis.—E. R. Stillman.  
 Minneapolis, Minn.—S. B. Lovejoy.

Nashville, Tenn.—A. W. Wills.  
 Newark, N. J.—James L. Hays.  
 New Haven, Conn.—J. A. Howarth.  
 New Orleans, La.—David G. Baldwin.  
 New York, N. Y.—Cornelius Van Cott.  
 Omaha, Neb.—Joseph Crow.  
 Paterson, N. J.—George W. Pollitt.  
 Peoria, Ill.—William E. Hull.  
 Philadelphia, Pa.—Thomas L. Hicks.  
 Pittsburg, Pa.—G. S. Holliday.  
 Portland, Me.—C. Barker.  
 Portland, Ore.—A. B. Croasman.  
 Providence, R. I.—Clinton D. Sellew.  
 Reading, Pa.—A. M. High.  
 Richmond, Va.—W. T. Knight.  
 Rochester, N. Y.—James S. Graham.  
 St. Joseph, Mo.—F. M. Atkinson.  
 St. Louis, Mo.—F. W. Baumhoff.  
 St. Paul, Minn.—Andrew R. McGill.  
 Salt Lake City, Utah—A. L. Thomas.  
 San Antonio, Tex.—G. G. Clifford.  
 San Francisco, Cal.—W. W. Montague.  
 Seattle, Wash.—G. M. Stewart.  
 Springfield, Ill.—L. E. Wheeler.  
 Springfield, Mass.—Louis C. Hyde.  
 Toledo, O.—W. H. Tucker.  
 Trenton, N. J.—A. E. Yard.  
 Troy, N. Y.—J. A. Leggett.  
 Wilmington, Del.—William H. Heald.

## GREATEST IN THE WORLD.

In enumerating some of the greatest things in the world a writer in Cassell's Magazine mentions as the  
 Largest active volcano, Popocatepetl.  
 Largest cave, Mammoth.  
 Largest pyramid, Gizeh.  
 Largest bridge, Brooklyn.  
 Largest bell, in Kremlin, Moscow.

Largest fortress, Gibraltar.  
 Largest theater, Grand opera house, Paris.  
 Largest library, Bibliotheque Nationale, Paris.  
 Largest statue, "Liberty," New York.  
 Largest trees, California (sequoia).  
 Highest lighthouse, Hell Gate, New York.  
 Longest railway tunnel, St. Gothard.

## ANGLO-BOER WAR.

(For early chronology see page 111.)

Up to the end of November, 1901, the Anglo-Boer war was still in progress, with the end apparently as far off as ever. England had practically the whole of her regular army in the field under Gen. Kitchener, while the Boers under arms were estimated to number from 12,000 to 17,000. Skirmishes of a more or less serious character were of frequent occurrence and heavy losses were inflicted on both sides. In May it was announced by the British war office that the total casualties up to the beginning of the month had been: Officers, 714; men, 14,264. Of the Boer losses no figures are available. The chronology of the more important events of the year follows:

- Jan. 2—Lord Roberts arrives in England.  
 15—Call for 5,000 more men for service in South Africa.  
 April 16—Steyn re-elected president of the Orange Free State.  
 May 29—Attack on British forces at Vladfontein; 174 men killed or wounded; Boer loss, 35.  
 June 3—Willowmore, Cape Colony, attacked by Commandant Scheeper. Boers repulsed.  
 6—Col. Wilson and scouts defeat 400 Boers near Warm Baths, killing 37 and taking 100 prisoners.  
 12—Boers capture 200 men of the Victorian mounted rifles at Steenkoolspruit, killing 18.  
 20—Midland mounted rifles overpowered at Waterkloof by a force under Commandant Malan.  
 July 11—President Steyn narrowly escapes capture at Reltz.  
 Aug. 7—Gen. Kitchener issues a proclamation warning the Boers that if they do not surrender by Sept. 15 they will be banished from South Africa.

- 12—Gen. Kitchener reports the killing of 39 Boers, the capture of 685 prisoners and the taking of a large amount of ammunition and supplies from the enemy.  
 16—Boers capture 16 of Gen. French's scouts.  
 24—Boers show great activity in cutting railroad and telegraph lines in Cape Colony.  
 31—Boers blow up a train in the Transvaal, killing Col. Vandeleur and 9 men.  
 Sept. 3—Gen. Dewet issues a proclamation to the effect that all British soldiers found in the Orange River Colony after Sept. 15 will be shot.  
 18—In a battle near Utrecht Botha captures three companies of British mounted infantry; latter have 2 officers and 15 men killed. At Elandsport the Boers attack a squadron of lancers, killing 3 officers and 20 men and wounding 31.  
 27—Gen. Botha attacks Fort Itala and is repulsed after an all-day battle. Both sides lose heavily.  
 28—Returns show that there were 1,263 deaths in the Transvaal prison camps in August and 1,052 in the Orange River Colony camps. Most of the victims were children.  
 Oct. 9—Martial law declared over the whole of Cape Colony.  
 11—Gen. Buller's admission that he advised the surrender of Ladysmith causes indignation in England.  
 22—Gen. Buller relieved of his command and placed on half-pay.  
 Nov. 1—Boers kill Col. Benson and 8 other officers and wound 169 officers and men near Bethel, eastern Transvaal.

## RUSSO-AMERICAN TARIFF CONTROVERSY.

In February, 1901, a sharp controversy arose over the imposition of a countervailing duty of about half a cent a pound on all refined sugars imported into this country from Russia. The action was taken by Secretary Gage under section 5 of the Dingley law of July 24, 1897, which requires the imposition of a duty equivalent to the bounty paid to foreign exporters. Russia paid a bounty of about half a cent per pound to sugar producers and hence when a cargo of Russian sugar was received in New York the countervailing duty was imposed.

Russia took the matter up and retaliated by issuing an order (Feb. 16) placing an additional tariff of 30 per cent net upon

American hardware, iron, steel, boilers, pipes, forgings, castings, tools, gas and water meters, dynamos, sewing machines, motors and machinery of all kinds.

The United States added to the irritation of Russia by applying article 626 of the existing tariff law to the petroleum of that country—imposing a duty upon it for the reason that Russia charged a duty upon American petroleum. Russia thereupon increased the duties upon white resin, gallipot, brewers' pitch and bicycles imported from this country. It was expected that the contest of retaliation would be carried still farther, but the matter was allowed to rest at this point for the time being.

## FRANCO-TURKISH DISPUTE.

Diplomatic relations between France and Turkey were severed in August, 1901, owing to dissensions growing out of the enterprise begun in 1899 by the Constantinople Dock and Quay company. This corporation, composed of Frenchmen, secured the privilege of building a number of wharves in Constantinople, with the right to exact payment from vessels using them. About \$7,000,000 was expended by the company, but permission to control the property was then re-

fused by the sultan on the ground that it would make the city too easily accessible to foreign conspirators seeking to overthrow the government. Promises were made that Turkey would buy the docks and thus indemnify the stockholders, but nothing was done and the French concern was unable either to use its property or to collect payment for it.

M. Constans, French minister to Turkey, finding himself unable to accomplish any-

thing by ordinary means, departed from Constantinople Aug. 26, his place being taken by a charge d'affaires. Aug. 30 the sultan issued an irade withdrawing concessions and tax exemptions from the French religious community at Beirut, Syria. Sept. 9 Feridoun Bey, head of the Turkish police in Paris, was ordered to leave the city. Sept. 10 Turkey agreed to pay the Turbini claim and on the 24th offered to settle the Loranda claim, but France deemed the settlement unsatisfactory.

Negotiations carried on through October were equally unsatisfactory, and finally, on the 30th of the month, a French squadron

consisting of three battleships and two cruisers, under command of Admiral Caillaud, was sent to bring the sultan to terms. The French government at the same time notified all the powers of the purpose of the expedition and no objection was raised in any quarter. Admiral Caillaud proceeded as far as the Turkish island of Mitylene and took possession of the principal ports Nov. 7, with the intention of collecting the customs and applying them to the payment of the claims against Turkey. The sultan immediately conceded all the demands of France and on the 10th of November diplomatic relations were resumed.

### COLOMBIA-VENEZUELA CONTROVERSY.

Internal revolutions in Colombia and Venezuela led to strained relations, if not actual war, between the republics in July, August, September, October and November. Reports were more or less confusing and uncertain, and it was difficult to arrive at any clear understanding of the controversy. It was evident, however, that the real source of trouble was the contest for supremacy between the liberals and clericals, or conservatives, of the two countries. The party in power in Colombia and the revolutionists in Venezuela are clerical, while President Castro of Venezuela and the Colombian revolutionists are liberal. Gen. Uribe-Urue, leader of the antigovernment party in Colombia, sought and obtained the assistance of Castro; on the other hand, the revolutionists seeking to overthrow Castro were said to have the active assistance of the government of Colombia. Thus a most complicated situation was created; it was, in fact, a war between two parties in two countries and not between the countries themselves. Developments in the quarrel were as follows:

Aug. 8—Colombians, led by Venezuelan revolutionists, reported to have invaded Venezuela at Las Cambros.

16—Venezuela issues an official memoran-

dum reciting the alleged Colombian invasion and protesting against it.

19—President Castro said to have sent arms and men to Colombian revolutionists at Cucuta.

22—Venezuela sends 800 men to assist Gen. Uribe-Urue at Rio Hacha.

24—The United States warns both countries to observe international treaties and to keep the Isthmus open on pain of intervention; will mediate if requested to do so.

Sept. 7—Venezuelan fleet bombards and captures Rio Hacha.

14—Colombian rebels and Venezuelans reported defeated near La Hacha.

26—Many Venezuelans killed in an engagement at Guajira.

Oct. 1—The Colombian minister in Washington receives a cablegram announcing a victory over Venezuelan troops invading Colombia without a previous declaration of war.

23—Colombian insurgents defeated near Bogota.

Nov. 19—Colon captured by rebels. American marines landed.

29—Colon recaptured by Colombian troops. Rebels surrender.

### MOST POPULAR BOOKS OF 1901.

The following list is based upon monthly reports made to the World's Work by the librarians and book dealers of a dozen representative cities of the United States, including New York, Chicago, San Francisco, Boston, Minneapolis, Pittsburg and Atlanta. According to these reports the books most frequently called for at the free libraries and most largely sold at the book stores were:

| Book.                         | Author.    |
|-------------------------------|------------|
| The Crisis.....               | Churchill  |
| Alice of Old Vincennes.....   | Thompson   |
| Helmer of Navarre.....        | Runkle     |
| Eben Holden.....              | Bachelor   |
| D'ri and I.....               | Bachelor   |
| The Octopus.....              | Norris     |
| Richard Yea-and-Nay.....      | Hewlett    |
| The Cardinal's Snuff Box..... | Harland    |
| Graustark.....                | McCutcheon |
| Truth Dexter.....             | McCall     |
| Eleanor.....                  | Ward       |

|  |             |
|--|-------------|
| Babs the Impossible.....               | Grand       |
| Sky Pilot.....                         | Connor      |
| The Visits of Elizabeth.....           | Glyn        |
| Tarry Thou Till I Come.....            | Croly       |
| A Sailor's Log.....                    | Evans       |
| The Right of Way.....                  | Parker      |
| Like Another Helen.....                | Horton      |
| In the Palace of the King.....         | Crawford    |
| Penelope's Irish Experiences.....      | Wiggin      |
| Captain Ravenshaw.....                 | Stephens    |
| The Eternal City.....                  | Caine       |
| The Puppet Crown.....                  | McGrath     |
| Tribulations of a Princess.....        | Anon.       |
| Blennerhasset.....                     | Pidgin      |
| Sister Teresa.....                     | Moore       |
| Jack Raymond.....                      | Voynich     |
| The Turn of the Road.....              | Frothingham |
| Life and Letters of Thomas Huxley..... | Huxley      |
| Up from Slavery.....                   | Washington  |
| Life of Phillips Brooks.....           | Allen       |
| The Darlingsons.....                   | Peake       |
| An Englishwoman's Love Letters.....    | Anon.       |
| A King's Pawn.....                     | Drummond    |

### BUCHAREST'S MIXED POPULATION.

Bucharest, capital of Roumania, is the most cosmopolitan city of Europe if not of the world. It has more foreigners in proportion to the native population than any other city. Bucharest has a total of 282,072 inhabitants, of whom 186,623 are Rouman-

ians, 43,318 Jews, 38,600 Austro-Hungarians, 3,698 Albanians, 2,968 Germans, 2,107 Italians, 1,353 Greeks, 938 Bulgarians, 732 French, 525 Russians, 245 Turks, 350 Swiss, 91 English, 70 Polish, 50 Belgians, 22 Hollanders, 6 Japanese and 2 Americans.

## INTERNAL REVENUE.

Comparative statement showing the receipts from the several objects of internal taxation in the United States during the fiscal years ended June 30, 1900 and 1901.

| OBJECTS OF TAXATION.   | 1900.                 | 1901.                 | Increase.           | Decrease.        |
|--|-----------------------|-----------------------|---------------------|------------------|
| <b>SPIRITS.</b>  |                       |                       |                     |                  |
| Spirits distilled from apples, peaches, grapes, pears, pineapples, oranges, apricots, berries, prunes, figs and cherries.....                      | \$1,524,997.32        | \$1,630,198.16        | \$135,200.84        | .....            |
| Spirits distilled from materials other than apples, peaches, grapes, pears, pineapples, oranges, apricots, berries, prunes, figs and cherries..... | 102,850,921.14        | 109,194,505.24        | 6,343,584.10        | .....            |
| Rectifiers (special tax).....  | 278,016.18            | 268,251.11            | .....               | \$9,765.07       |
| Retail liquor dealers (special tax).....   | 4,727,225.58          | 4,429,353.99          | .....               | 297,871.62       |
| Wholesale liquor dealers (special tax).....  | 465,019.52            | 449,435.81            | .....               | 15,583.71        |
| Manufacturers of stills (special tax).....   | 1,097.12              | 1,655.88              | 558.76              | .....            |
| Stills and worms, manufactured (special tax).....  | 2,440.00              | 3,080.00              | 640.00              | .....            |
| Stamps for distilled spirits intended for export.....  | 4,419.32              | 3,001.40              | .....               | 1,417.92         |
| Case stamps for distilled spirits bottled in bond.....   | 14,678.00             | 18,498.00             | 3,820.00            | .....            |
| <b>Total.....</b>  | <b>109,868,817.18</b> | <b>116,027,979.56</b> | <b>6,159,162.38</b> | .....            |
| <b>TOBACCO.</b>  |                       |                       |                     |                  |
| Cigars weighing more than 3 pounds per thousand.....   | 19,138,584.82         | 20,775,363.73         | 1,636,778.91        | .....            |
| Cigars weighing not more than 3 pounds per thousand.....   | 646,896.82            | 684,504.05            | 37,607.23           | .....            |
| Cigarettes weighing not more than 3 pounds per thousand.....   | 3,953,177.09          | 3,407,433.94          | .....               | 545,743.15       |
| Cigarettes weighing more than 3 pounds per thousand.....   | 16,014.21             | 19,609.89             | 3,595.68            | .....            |
| Snuff.....   | 1,790,080.14          | 2,008,021.32          | 217,941.18          | .....            |
| Tobacco, chewing and smoking.....  | 33,477,244.26         | 35,292,205.76         | 1,814,961.50        | .....            |
| Dealers in leaf tobacco.....   | 72,030.04             | 59,395.35             | .....               | 12,634.69        |
| Dealers in manufactured tobacco.....   | 16,564.00             | 15,710.50             | .....               | 853.50           |
| Manufacturers of tobacco.....  | 18,207.70             | 16,604.27             | .....               | 1,603.43         |
| Manufacturers of cigars.....   | 22,301.88             | 206,213.74            | .....               | 16,087.64        |
| Miscellaneous collections relating to tobacco.....   | 5,973.81              | 1,874.58              | .....               | 2,099.23         |
| <b>Total.....</b>  | <b>59,355,084.27</b>  | <b>62,481,907.13</b>  | <b>3,126,822.86</b> | .....            |
| <b>FERMENTED LIQUORS.</b>  |                       |                       |                     |                  |
| Ale, beer, lager beer, porter and other similar fermented liquors.....   | 72,762,070.56         | 74,956,593.87         | 2,194,523.31        | .....            |
| Brewers (special tax).....   | 181,308.52            | 148,320.56            | .....               | 14,987.96        |
| Retail dealers in malt liquors (special tax).....  | 239,833.81            | 215,041.59            | .....               | 24,792.22        |
| Wholesale dealers in malt liquors (special tax).....   | 372,780.59            | 346,848.40            | .....               | 25,932.19        |
| Miscellaneous collections relating to fermented liquors.....   | 14,761.01             | 5,103.23              | .....               | 9,657.78         |
| <b>Total.....</b>  | <b>73,550,754.49</b>  | <b>75,689,907.65</b>  | <b>2,119,153.16</b> | .....            |
| <b>OLEOMARGARINE.</b>  |                       |                       |                     |                  |
| Oleomargarine, domestic and imported.....  | 2,085,273.02          | 2,032,926.67          | .....               | 52,346.35        |
| Manufacturers of oleomargarine (special tax).....  | 15,450.00             | 16,225.00             | 775.00              | .....            |
| Retail dealers in oleomargarine (special tax).....   | 345,142.80            | 385,245.25            | 40,102.45           | .....            |
| Wholesale dealers in oleomargarine (special tax).....  | 97,919.36             | 83,704.52             | .....               | 14,214.84        |
| <b>Total.....</b>  | <b>2,543,785.18</b>   | <b>2,518,101.44</b>   | .....               | <b>25,683.74</b> |
| <b>FILLED CHEESE.</b>  |                       |                       |                     |                  |
| Filled cheese, domestic and imported.....  | 15,750.47             | 13,055.97             | .....               | 2,694.50         |
| Manufacturers of filled cheese (special tax).....  | 1,300.01              | 1,566.67              | 266.66              | .....            |
| Retail dealers in filled cheese (special tax).....   | 14.00                 | 30.00                 | 16.00               | .....            |
| <b>Total.....</b>  | <b>17,064.48</b>      | <b>14,652.64</b>      | .....               | <b>2,411.84</b>  |
| <b>MIXED FLOUR.</b>  |                       |                       |                     |                  |
| Per barrel of 98 lbs or more than 98 lbs.....  | 1,802.91              | 1,364.08              | .....               | 438.83           |
| Half barrel of 98 lbs or more than 49 lbs.....   | 2,643.08              | 2,349.99              | 206.91              | .....            |
| Quarter barrel of 49 lbs or more than 24½ lbs.....   | 290.25                | 282.36                | 2.31                | .....            |
| Eighth barrel of 24½ lbs or less.....  | 1,134.78              | 1,077.23              | .....               | 57.55            |
| Manufacturers, packers, or repackers of mixed flour (special tax).....   | 1,568.44              | 1,022.50              | .....               | 545.94           |
| <b>Total.....</b>  | <b>7,439.46</b>       | <b>6,606.36</b>       | .....               | <b>833.10</b>    |
| <b>SPECIAL TAXES NOT ELSEWHERE ENUMERATED.</b>   |                       |                       |                     |                  |
| Bankers, capital not exceeding \$25,000.....   | 384,445.24            | 317,440.62            | .....               | 67,004.62        |
| Bankers, capital exceeding \$25,000, for each additional \$1,000 in excess of \$25,000.....  | 3,129,404.77          | 2,352,528.70          | .....               | 176,876.07       |

## STATEMENT OF RECEIPTS FROM INTERNAL TAXATION.—CONTINUED.

| OBJECTS OF TAXATION.   | 1900.          | 1901.          | Increase.     | Decrease.    |
|--|----------------|----------------|---------------|--------------|
| <b>SPECIAL TAXES.—CONTINUED.</b>   |                |                |               |              |
| Billiard rooms.....  | \$322,538.85   | \$322,603.94   | \$65.09       | .....        |
| Brokers, stocks, bonds, etc.....   | 309,606.88     | 259,149.34     | .....         | \$ 457.54    |
| Brokers, commercial.....   | 138,281.12     | 87,915.28      | .....         | 50,365.84    |
| Brokers, custom-house.....   | 6,167.18       | 5,260.48       | .....         | 906.70       |
| Brokers, pawn.....   | 37,861.18      | 34,791.93      | .....         | 3,069.25     |
| Bowling alleys.....  | 44,194.81      | 41,420.36      | .....         | 2,774.45     |
| Circuses.....  | 11,744.86      | 10,071.00      | .....         | 1,673.86     |
| Exhibitions not otherwise provided for.....  | 84,218.44      | 73,816.06      | .....         | 10,402.38    |
| Theaters, museums and concert halls.....   | 47,178.02      | 47,508.17      | 330.15        | .....        |
| Brokers, class 2.....  | .....          | 13,229.26      | 13,229.26     | .....        |
| Total.....   | 4,515,640.85   | 4,165,735.14   | .....         | 349,905.71   |
| <b>LEGACIES AND DISTRIBUTIVE SHARES OF PERSONAL PROPERTY.</b>  |                |                |               |              |
| Legacies, lineal issue or ancestor, brother or sister.....   | 1,315,417.03   | 3,495,920.54   | 2,180,503.51  | .....        |
| Legacies, descendant of a brother or sister....  | 618,259.32     | 912,343.69     | 294,084.37    | .....        |
| Legacies, brother or sister of the father or mother, or a descendant of a brother or sister of the same.....             | 170,637.65     | 63,767.37      | .....         | 101,870.28   |
| Legacies, brother or sister of the grandfather or grandmother, or a descendant of the brother or sister of the same..... | 8,940.69       | 4,840.75       | .....         | 4,099.94     |
| Legacies, any other degree of collateral consanguinity than is hereinbefore stated, or stranger in blood.....            | 771,176.86     | 730,036.33     | .....         | 41,150.53    |
| Total.....   | 2,884,491.55   | 5,211,898.68   | 2,327,407.13  | .....        |
| <b>SCHEDULES A AND B.</b>  |                |                |               |              |
| Schedule A.....  | 36,416,082.11  | 34,998,836.30  | .....         | 1,417,245.81 |
| Schedule B.....  | 4,548,283.19   | 4,242,200.02   | .....         | 306,083.17   |
| Total.....   | 40,964,365.30  | 39,241,036.32  | .....         | 1,723,328.98 |
| <b>BANKS, BANKERS, ETC.</b>  |                |                |               |              |
| Bank circulation.....  | .....          | .....          | .....         | .....        |
| Notes of persons, state banks, towns, cities, etc., paid out.....  | 1,460.50       | 1,918.00       | 457.50        | .....        |
| Total.....   | 1,460.50       | 1,918.00       | 457.50        | .....        |
| <b>MISCELLANEOUS.</b>  |                |                |               |              |
| Excise tax on gross receipts.....  | 1,079,405.14   | 1,027,294.99   | .....         | 52,110.15    |
| Opium.....   | 145.25         | .....          | .....         | 145.25       |
| Playing cards.....   | 331,010.60     | 317,269.74     | .....         | 13,740.86    |
| Penalties.....   | 193,721.46     | 185,867.83     | .....         | 7,853.63     |
| Collections not otherwise herein provided for.....   | 2,921.80       | 1,493.94       | .....         | 1,427.86     |
| Total.....   | 1,607,204.31   | 1,531,936.50   | .....         | 75,277.81    |
| Aggregate receipts.....  | 295,316,107.57 | 306,871,669.42 | 11,555,561.85 | .....        |

## DISTILLED SPIRITS.

Number of gallons of spirits rectified in the United States during the year ended June 30, 1901, by states and territories.

| State or territory.                              | Gallons.     | State or territory.                   | Gallons.      |
|--|--------------|---------------------------------------|---------------|
| Alabama.....                                     | 273,054.62   | Missouri.....                         | 3,839,534.69  |
| Arkansas.....                                    | 65,548.29    | Montana, Idaho and Utah.....          | 75,444.50     |
| California and Nevada.....                       | 3,008,481.95 | Nebraska.....                         | 457,363.64    |
| Colorado and Wyoming.....                        | 98,883.55    | New Hampshire, Maine and Vermont..... | 52,434.77     |
| Connecticut and Rhode Island.....                | 642,288.54   | New Jersey.....                       | 855,359.89    |
| Florida.....                                     | 2,655.68     | New Mexico and Arizona.....           | 38,989.61     |
| Georgia.....                                     | 232,269.12   | New York.....                         | 14,031,748.11 |
| Hawaii.....                                      | 11,527.74    | North Carolina.....                   | 498,962.68    |
| Illinois.....                                    | 7,728,582.27 | Ohio.....                             | 14,356,585.99 |
| Indiana.....                                     | 872,301.08   | Oregon and Washington.....            | 247,323.24    |
| Iowa.....  | 87,689.18    | Pennsylvania.....                     | 9,285,041.19  |
| Kansas.....                                      | 1,835.16     | Tennessee.....                        | 1,205,093.43  |
| Kentucky.....                                    | 7,598,688.45 | Texas.....                            | 441,246.55    |
| Louisiana and Mississippi.....                   | 1,014,130.36 | Virginia.....                         | 1,176,128.60  |
| Maryland, Delaware and District of Columbia..... | 6,141,233.44 | West Virginia.....                    | 191,538.86    |
| Massachusetts.....                               | 4,481,304.99 | Wisconsin.....                        | 1,700,470.34  |
| Michigan.....                                    | 312,641.75   | Total.....                            | 81,929,713.94 |
| Minnesota.....                                   | 87,522.88    |                                       |               |



PRODUCTION OF FERMENTED LIQUORS (ALE, BEER, ETC.) IN THE SEVERAL STATES AND TERRITORIES FOR THE FISCAL YEAR ENDED JUNE 30, 1901.

| State or territory. | Barrels.  | State or territory. | Barrels.  | State or territory. | Barrels.   |
|---------------------|-----------|---------------------|-----------|---------------------|------------|
| Alabama.....        | 63,765    | Kentucky.....       | 520,080   | New York.....       | 9,945,769  |
| Arkansas.....       | 9,773     | Louisiana.....      | 220,345   | Ohio.....           | 3,202,863  |
| California.....     | 779,943   | Maryland.....       | 1,107,554 | Oregon.....         | 887,379    |
| Colorado.....       | 296,929   | Massachusetts.....  | 1,827,880 | Pennsylvania.....   | 4,917,413  |
| Connecticut.....    | 787,273   | Michigan.....       | 969,731   | South Carolina..... | 6,615      |
| Florida.....        | 9,180     | Minnesota.....      | 738,325   | Tennessee.....      | 161,777    |
| Georgia.....        | 123,650   | Missouri.....       | 2,670,132 | Texas.....          | 382,248    |
| Hawaii.....         | 1,081     | Montana.....        | 231,927   | Virginia.....       | 146,827    |
| Illinois.....       | 3,680,232 | Nebraska.....       | 255,792   | West Virginia.....  | 180,535    |
| Indiana.....        | 892,016   | New Hampshire.....  | 238,051   | Wisconsin.....      | 3,209,997  |
| Iowa.....           | 259,336   | New Jersey.....     | 2,219,630 |                     |            |
| Kansas.....         | 9,022     | New Mexico.....     | 4,418     | Total.....          | 40,517,073 |

RECEIPTS BY STATES AND TERRITORIES DURING THE FISCAL YEAR 1901.

| State or territory.       | Collections.  | State or territory.             | Collections.   | State or territory.                  | Collections.   |
|---------------------------|---------------|---------------------------------|----------------|--------------------------------------|----------------|
| Alabama.....              | \$573,254.71  | La. and Miss.....               | \$2,369,981.28 | North Carolina.....                  | \$7,124,749.36 |
| Arkansas.....             | 265,999.63    | Maryland*.....                  | 9,630,133.59   | Ohio.....                            | 22,429,914.36  |
| Cal. and Nev.....         | 4,580,478.65  | Massachusetts.....              | 7,541,852.41   | Oregon, Washing-<br>ton, Alaska..... | 1,223,013.18   |
| Col. and Wyo.....         | 1,240,528.21  | Michigan.....                   | 4,300,259.94   | Pennsylvania.....                    | 26,062,959.75  |
| Conn. and R. I.....       | 3,069,988.95  | Minnesota.....                  | 2,667,966.12   | South Carolina.....                  | 310,500.57     |
| Florida.....              | 804,708.06    | Missouri.....                   | 17,565,648.93  | Tennessee.....                       | 2,406,150.54   |
| Georgia.....              | 924,379.17    | Montana, Idaho<br>and Utah..... | 755,673.70     | Texas.....                           | 1,681,424.60   |
| Hawaii.....               | 102,182.63    | Neb., N. D. & S. D.....         | 3,407,808.90   | Virginia.....                        | 5,623,008.53   |
| Illinois.....             | 55,407,024.88 | N. H., Me. and Vt.....          | 1,201,556.43   | West Virginia.....                   | 1,631,576.81   |
| Indiana.....              | 23,466,882.37 | New Jersey.....                 | 9,721,622.55   | Wisconsin.....                       | 10,809,694.60  |
| Iowa.....                 | 1,809,373.87  | N. Mex. and Ariz.....           | 120,908.27     |                                      |                |
| Kas., I. T. and O. T..... | 1,009,939.70  | New York.....                   | 49,789,638.29  | Total.....                           | 306,871,669.42 |
| Kentucky.....             | 25,181,305.86 |                                 |                |                                      |                |

\*Including Delaware, District of Columbia and two counties of Virginia.

MATERIALS FOR THE PRODUCTION OF DISTILLED LIQUORS (1901).

| STATE OR TERRITORY. | Malt.     |        | Wheat | Barley. | Rye.      | Corn.      | Oats.  | Mill feed. | Molasses. | Other materials. | Total      |
|---------------------|-----------|--------|-------|---------|-----------|------------|--------|------------|-----------|------------------|------------|
|                     | Bu.       | Bu.    | Bu.   | Bu.     | Bu.       | Bu.        | Bu.    | Bu.        | Gals.     | Bu.              | Bu.        |
| Alabama.....        | 5,447     |        |       | 135     | 2,211     | 34,211     |        |            |           |                  | 42,004     |
| Arkansas.....       | 2,054     | 705    |       | 1       | 942       | 17,568     |        | 98         |           |                  | 21,368     |
| California.....     | 4,416     | 6,336  |       |         | 13,128    |            |        |            |           |                  | 23,880     |
| Colorado.....       | 11        |        |       |         | 92        |            |        |            |           |                  | 103        |
| Connecticut.....    | 5,936     |        |       |         | 15,040    | 13,631     |        |            |           |                  | 34,607     |
| Delaware.....       | 316       |        |       |         | 984       | 1,050      |        |            |           |                  | 2,350      |
| Florida.....        | 276       |        |       |         | 416       | 1,442      |        |            |           |                  | 2,164      |
| Georgia.....        | 11,940    |        |       |         | 103       | 68,638     |        |            |           |                  | 80,679     |
| Illinois.....       | 915,675   | 74     |       |         | 219,289   | 7,197,636  | 340    |            |           |                  | 8,333,007  |
| Indiana.....        | 308,166   |        |       |         | 112,550   | 3,474,537  | 874    |            |           |                  | 3,896,127  |
| Iowa.....           | 1         |        |       |         | 3         | 68         |        |            |           |                  | 72         |
| Kentucky.....       | 845,382   | 5,500  | 36    |         | 1,311,777 | 4,627,624  | 7,252  | 4          | 128,768   |                  | 6,797,575  |
| Louisiana.....      |           |        |       |         |           |            |        |            | 1,020,746 |                  | 1,020,746  |
| Maryland.....       | 183,497   | 449    |       |         | 869,677   | 192,383    | 1,379  |            |           |                  | 1,244,385  |
| Massachusetts.....  | 1,822     |        |       |         | 8,867     | 8,278      |        |            | 1,992,826 |                  | 18,967     |
| Missouri.....       | 4,237     | 1,349  |       |         | 5,086     | 39,453     |        |            |           |                  | 50,135     |
| Nebraska.....       | 50,732    |        |       |         | 14,960    | 336,171    |        |            |           |                  | 458,863    |
| New Hampshire.....  |           |        |       |         |           |            |        |            | 17,250    |                  | 17,250     |
| New York.....       | 159,320   |        |       |         | 297,801   | 376,730    |        |            |           |                  | 833,851    |
| North Carolina..... | 24,439    | 2,732  | 224   |         | 25,994    | 218,631    |        | 200        |           | 39               | 272,259    |
| Ohio.....           | 208,126   | 4,679  |       |         | 366,265   | 1,445,817  | 11,055 |            |           |                  | 2,035,822  |
| Oklahoma Ter.....   | 587       | 65     | 2     |         | 579       | 5,557      |        |            |           |                  | 6,740      |
| Pennsylvania.....   | 314,645   | 1,577  | 6     |         | 1,607,207 | 110,896    | 264    |            | 7,800     |                  | 2,034,565  |
| South Carolina..... | 5,444     |        | 240   |         | 4,171     | 36,763     |        |            |           |                  | 46,618     |
| Tennessee.....      | 23,634    | 214    | 506   |         | 23,238    | 135,630    |        | 394        |           |                  | 243,736    |
| Texas.....          | 325       |        |       |         | 592       | 1,514      |        |            |           |                  | 2,431      |
| Virginia.....       | 5,878     | 492    |       |         | 25,982    | 31,762     |        |            |           |                  | 64,114     |
| Washington.....     | 13        |        |       |         | 110       |            |        |            |           |                  | 123        |
| West Virginia.....  | 13,567    |        | 4     |         | 50,278    | 1,654      |        |            |           |                  | 65,543     |
| Wisconsin.....      | 88,373    |        | 322   |         | 111,324   | 372,426    |        | 5,622      |           | 661              | 576,729    |
| Total.....          | 3,274,212 | 24,172 | 1,476 |         | 5,085,766 | 18,867,088 | 21,114 | 4,319      | 3,165,300 | 700              | 27,278,847 |

The average yield per bushel of grain was  $\frac{121,948,299}{27,278,847} = 4.47$  + gallons of spirits.

The average yield per gallon of molasses used for production of spirits was  $\frac{847,718}{1,020,746} = .830$  + gallon.

The average yield per gallon of molasses used for the production of rum was  $\frac{1,724,582}{2,144,644} = .804$  + gallon.

## OLEOMARGARINE IN 1901 (POUNDS).

| DISTRICT.                 | Produced.   | Withdrawn tax-paid. | Withdrawn for export. | Remaining in factory June 30, 1901. |
|---------------------------|-------------|---------------------|-----------------------|-------------------------------------|
| Connecticut*              | 10,786,496  | 8,085,968           | 2,687,810             | 49,235                              |
| First Illinois            | 42,273,296  | 41,571,302          | 668,259               | 350,902                             |
| Thirteenth Illinois       | 68,556      | 60,549              |                       |                                     |
| Sixth Indiana             | 9,143,286   | 9,184,200           | 13,980                | 66,658                              |
| Kansas†                   | 16,365,738  | 16,246,080          | 135,444               | 141,509                             |
| Fifth Kentucky            | 165,133     | 190,430             |                       | 8,003                               |
| Maryland                  | 2,670,218   | 2,676,404           |                       |                                     |
| Sixth Missouri            | 4,032,442   | 4,000,807           |                       |                                     |
| First New Jersey          | 144,275     | 151,425             | 900                   |                                     |
| Fifth New Jersey          | 308,591     | 307,791             | 800                   |                                     |
| First Ohio                | 1,038,503   | 1,073,364           |                       | 25,139                              |
| Eleventh Ohio             | 12,739,370  | 12,775,313          |                       | 30,433                              |
| Eighteenth Ohio           | 2,606,100   | 2,606,257           |                       | 16,229                              |
| Twenty-Third Pennsylvania | 2,157,052   | 2,137,787           |                       | 33,829                              |
| Third Texas               | 394,830     | 394,830             |                       |                                     |
| Total                     | 104,943,856 | 101,432,717         | 3,507,193             | 722,237                             |

\* Including Rhode Island. No oleomargarine was manufactured in Connecticut.

† Including the Indian Territory and the territory of Oklahoma, but no oleomargarine was manufactured in either of these territories.

Production and total receipts from all oleomargarine sources for each fiscal year since Nov. 1, 1886, the date the oleomargarine law took effect:

|                                       | Pounds.    | Amount.      |       | Pounds.     | Amount.        |
|---------------------------------------|------------|--------------|-------|-------------|----------------|
| On hand Nov. 1, 1886                  | 181,090    |              | 1894  | 69,622,246  | \$1,723,479.90 |
| During the fiscal year ended June 30— |            |              | 1886  | 56,963,105  | 1,408,211.18   |
| 1887 (from Nov. 1, 1886)              | 21,513,537 | \$723,943.04 | 1886  | 50,833,234  | 1,219,432.46   |
| 1888                                  | 21,513,537 | 864,139.88   | 1887  | 45,531,207  | 1,131,708.54   |
| 1889                                  | 35,664,036 | 894,247.91   | 1888  | 57,516,136  | 1,315,708.54   |
| 1890                                  | 32,324,032 | 786,291.72   | 1889  | 83,130,474  | 1,956,618.56   |
| 1891                                  | 44,392,409 | 1,077,924.14 | 1890  | 107,045,028 | 2,543,785.18   |
| 1892                                  | 48,364,155 | 1,266,326.00 | 1901  | 104,943,856 | 2,518,101.44   |
| 1893                                  | 67,224,298 | 1,670,643.50 | Total | 859,589,360 | 21,003,988.05  |

## ARMED STRENGTH OF THE GREAT POWERS (1900-1901).

| COUNTRY.        | ARMIES.        |              | NAVIES. |         |
|-----------------|----------------|--------------|---------|---------|
|                 | Peace footing. | War footing. | Ships.* | Men.    |
| Austria-Hungary | 361,693        | 2,000,000    | 34      | 18,680  |
| France          | 623,755        | 3,250,000    | 124     | 49,775  |
| Germany         | 578,636        | 3,000,000    | 77      | 30,386  |
| Great Britain   | 212,449        | 475,000      | 59      | 114,880 |
| Italy           | 825,340        | 3,272,409    | 57      | 25,804  |
| Japan           | 157,829        | 603,000      | 32      | 26,108  |
| Russia          | 1,100,000      | 4,600,000    | 75      | 39,546  |
| United States   | 100,000        |              | 62      | 23,453  |

\* Effective battleships, cruisers, coast-defense ships and torpedo gunboats. Torpedo boats and minor craft not included.

## STREET RAILWAYS.

[Mileage and number of employees in the chief cities. From report of the department of labor, Washington, D. C.]

| Cities.       | Miles.   | Emp.   | Cities.        | Miles. | Emp.  | Cities.         | Miles. | Emp. |
|---------------|----------|--------|----------------|--------|-------|-----------------|--------|------|
| New York      | 1,252.87 | 23,397 | Louisville     | 120.00 | 805   | Allegheny       | 52.00  | 382  |
| Chicago       | 1,029.29 | 10,078 | Portland, Ore. | 112.00 | 520   | Grand Rapids    | 50.74  | 350  |
| Philadelphia  | 444.83   | 7,222  | Pittsburg      | 105.00 | 1,500 | Peoria, Ill.    | 50.00  | 275  |
| Baltimore     | 333.00   | 4,200  | Toledo         | 101.00 | 700   | Paterson        | 49.19  | 110  |
| St. Louis     | 315.75   | 4,893  | Atlanta        | 91.83  | 1,097 | Worcester       | 45.00  | 475  |
| San Francisco | 240.25   | 3,000  | Newark         | 87.78  | 1,300 | Nashville       | 45.00  | 450  |
| Cincinnati    | 206.00   | 2,100  | Seattle        | 87.00  | 990   | Richmond        | 42.80  | 322  |
| Cleveland     | 193.00   | 1,863  | Columbus       | 87.00  | 478   | Des Moines      | 41.37  | 258  |
| Boston        | 195.30   | 7,000  | Rochester      | 86.55  | 680   | Fall River      | 39.24  | 225  |
| Buffalo       | 185.46   | 2,328  | Salt Lake City | 81.00  | 232   | Cambridge       | 39.22  | 944  |
| Los Angeles   | 180.75   | 1,284  | Oakland, Cal.  | 80.00  | 555   | Camden          | 38.00  | 500  |
| Kansas City   | 165.00   | 1,500  | Providence     | 78.70  | 1,624 | Lowell          | 37.60  | 350  |
| New Orleans   | 160.00   | 1,470  | Seranton       | 75.24  | 425   | Hartford        | 35.00  | 650  |
| Denver        | 143.00   | 800    | Memphis        | 70.00  | 500   | St. Joseph, Mo. | 35.00  | 175  |
| Washington    | 139.08   | 1,539  | Omaha          | 63.66  | 609   | Reading         | 33.00  | 185  |
| Minneapolis   | 127.43   | 970    | Syracuse       | 63.17  | 403   | Wilmington      | 32.50  | 300  |
| St. Paul      | 127.23   | 725    | Jersey City    | 58.00  | 450   | Albany          | 30.00  | 600  |
| Detroit       | 125.57   | 1,100  | Dayton         | 56.00  | 378   | Troy, N. Y.     | 28.00  | 300  |
| Indianapolis  | 125.00   | 750    | New Haven      | 55.00  | 425   | Charleston      | 26.31  | 178  |
| Milwaukee     | 120.60   | 1,641  | Savannah       | 53.47  | 227   | Trenton         | 23.50  | 200  |

## Election Returns.

## POPULAR VOTE FOR PRESIDENT (1900).

(Republican pluralities in roman; opposition pluralities in heavy-face.)

| STATE.              | McKinley.<br><i>Rep.</i> | Bryan.<br><i>Dem.</i> | Wool-<br>ley.<br><i>Pro.</i> | Barker.<br><i>Peo.</i> | Debs.<br><i>S. D.</i> | Mallo-<br>ney.<br><i>S.-L.</i> | Leon-<br>ard.<br><i>U. C.</i> | Ellis.<br><i>U. R.</i> | <i>Plu-<br/>rality.</i> | <i>*Total<br/>vote.</i> |
|---------------------|--------------------------|-----------------------|------------------------------|------------------------|-----------------------|--------------------------------|-------------------------------|------------------------|-------------------------|-------------------------|
| Alabama.....        | 55,634                   | 96,368                | 1,407                        | 3,796                  |                       |                                |                               |                        | <b>40,474</b>           | 157,205                 |
| Arkansas.....       | 44,800                   | 81,142                | 584                          | 972                    |                       |                                |                               | 341                    | <b>36,342</b>           | 127,839                 |
| California.....     | 164,755                  | 124,985               | 5,024                        |                        | 7,554                 |                                |                               |                        | 33,770                  | 302,318                 |
| Colorado.....       | 93,072                   | 122,733               | 3,790                        | 389                    | 654                   | 700                            |                               |                        | <b>29,661</b>           | 221,336                 |
| Connecticut.....    | 102,567                  | 73,997                | 1,617                        |                        | 1,029                 | 908                            |                               |                        | 28,570                  | 180,118                 |
| Delaware.....       | 22,529                   | 18,858                | 538                          |                        | 57                    |                                |                               |                        | 3,671                   | 41,982                  |
| Florida.....        | 7,419                    | 28,230                | 2,239                        | 1,133                  | 601                   |                                |                               |                        | <b>20,841</b>           | 39,051                  |
| Georgia.....        | 35,035                   | 81,700                | 1,396                        | 4,584                  |                       |                                |                               |                        | <b>46,665</b>           | 121,715                 |
| Idaho.....          | 27,198                   | 29,414                | 857                          | 213                    |                       |                                |                               |                        | <b>2,216</b>            | 57,781                  |
| Illinois.....       | 597,985                  | 503,061               | 17,623                       | 1,141                  | 9,687                 | 1,373                          | 352                           | 672                    | 94,924                  | 1,131,894               |
| Indiana.....        | 396,063                  | 309,584               | 13,718                       | 1,438                  | 2,374                 | 663                            |                               | 254                    | 26,479                  | 664,094                 |
| Iowa.....           | 307,898                  | 209,235               | 9,502                        | 613                    | 2,742                 | 259                            | 106                           |                        | 98,543                  | 530,355                 |
| Kansas.....         | 185,355                  | 162,601               | 3,605                        |                        | 1,605                 |                                |                               |                        | <b>23,354</b>           | 353,796                 |
| Kentucky.....       | 226,801                  | 234,899               | 2,814                        | 2,017                  | 760                   | 289                            |                               |                        | <b>8,099</b>            | 467,580                 |
| Louisiana.....      | 14,233                   | 53,671                |                              |                        |                       |                                |                               |                        | <b>39,438</b>           | 69,904                  |
| Maine.....          | 65,435                   | 96,822                | 2,585                        |                        | 878                   |                                |                               |                        | 28,613                  | 105,720                 |
| Maryland.....       | 136,212                  | 122,271               | 4,582                        |                        | 908                   | 391                            |                               | 147                    | 31,941                  | 264,511                 |
| Massachusetts.....  | 238,866                  | 156,999               | 6,207                        |                        | 9,595                 | 2,599                          |                               |                        | 81,867                  | 414,266                 |
| Michigan.....       | 316,269                  | 211,685               | 11,859                       | 833                    | 2,826                 | 903                            |                               |                        | 104,584                 | 544,375                 |
| Minnesota.....      | 190,461                  | 112,901               | 9,555                        |                        | 3,065                 | 1,329                          |                               |                        | 77,560                  | 316,311                 |
| Mississippi.....    | 5,753                    | 51,706                |                              | 1,644                  |                       |                                |                               |                        | <b>45,953</b>           | 59,150                  |
| Missouri.....       | 314,091                  | 351,922               | 5,965                        | 4,244                  | 6,128                 | 1,294                          |                               |                        | <b>37,631</b>           | 683,644                 |
| Montana.....        | 25,373                   | 37,146                | 298                          |                        | 708                   | 116                            |                               |                        | <b>11,773</b>           | 63,641                  |
| Nebraska.....       | 121,835                  | 114,013               | 3,685                        | 1,104                  | 823                   |                                |                               |                        | <b>7,322</b>            | 241,478                 |
| Nevada.....         | 3,960                    | 6,376                 |                              |                        |                       |                                |                               |                        | <b>2,516</b>            | 10,236                  |
| New Hampshire.....  | 54,803                   | 35,489                | 1,270                        |                        | 790                   |                                |                               |                        | 19,314                  | 92,352                  |
| New Jersey.....     | 221,707                  | 164,808               | 7,183                        | 669                    | 4,609                 | 2,074                          |                               |                        | 56,899                  | 401,650                 |
| New York.....       | 821,992                  | 678,396               | 22,043                       |                        | 12,369                | 12,622                         |                               |                        | 143,636                 | 1,547,912               |
| North Carolina..... | 133,081                  | 157,752               | 1,006                        | 830                    |                       |                                |                               |                        | <b>26,671</b>           | 292,659                 |
| North Dakota.....   | 35,891                   | 20,519                | 731                          | 110                    | 518                   |                                |                               |                        | 15,372                  | 57,769                  |
| Ohio.....           | 543,918                  | 474,882               | 10,203                       | 251                    | 4,847                 | 1,688                          |                               | 4,284                  | 69,096                  | 1,040,073               |
| Oregon.....         | 46,526                   | 33,385                | 2,516                        | 302                    | 1,466                 |                                |                               |                        | 13,141                  | 82,729                  |
| Pennsylvania.....   | 712,665                  | 424,232               | 27,908                       | 638                    | 4,851                 | 2,936                          |                               |                        | 284,433                 | 1,173,210               |
| Rhode Island.....   | 33,784                   | 19,812                | 1,529                        |                        |                       | 1,443                          |                               |                        | 13,972                  | 56,568                  |
| South Carolina..... | 3,579                    | 47,233                |                              |                        |                       |                                |                               |                        | <b>43,654</b>           | 50,812                  |
| South Dakota.....   | 54,536                   | 39,544                | 1,542                        | 339                    | 176                   |                                |                               |                        | 14,992                  | 96,131                  |
| Tennessee.....      | 121,194                  | 144,751               | 3,900                        | 1,368                  | 410                   |                                |                               |                        | <b>33,557</b>           | 271,623                 |
| Texas.....          | 130,641                  | 267,423               | 2,644                        | 20,981                 | 1,846                 | 162                            |                               |                        | <b>136,782</b>          | 423,706                 |
| Utah.....           | 47,139                   | 45,006                | 209                          |                        | 720                   | 106                            |                               |                        | 2,133                   | 93,180                  |
| Vermont.....        | 42,568                   | 12,849                | 383                          | 368                    |                       |                                |                               |                        | 29,719                  | 56,168                  |
| Virginia.....       | 115,865                  | 146,080               | 2,150                        |                        |                       |                                |                               |                        | <b>30,215</b>           | 264,035                 |
| Washington.....     | 57,456                   | 44,833                | 2,363                        |                        | 2,006                 | 806                            |                               |                        | 12,623                  | 107,524                 |
| West Virginia.....  | 119,842                  | 98,705                | 1,585                        | 274                    | 286                   |                                |                               |                        | 21,137                  | 230,692                 |
| Wisconsin.....      | 265,896                  | 159,285               | 10,124                       |                        | 524                   | 7,085                          |                               |                        | 106,581                 | 442,894                 |
| Wyoming.....        | 14,517                   | 10,298                |                              |                        |                       |                                |                               |                        | <b>4,219</b>            | 24,815                  |
| Total.....          | 7,217,579                | 6,357,646             | 207,789                      | 50,251                 | 87,892                | 39,816                         | 518                           | 5,636                  |                         | 13,967,380              |
| Majority.....       | 474,019                  |                       |                              |                        |                       |                                |                               |                        |                         |                         |

\*Includes scattering, blank and defective votes.

In Kansas the democratic and people's parties had each an electoral ticket, but the names were identical on both. In some counties the clerks gave all the democratic and populist votes to the populist ticket, and in others they were separated as cast. For this reason it is impossible to tell exactly how many votes the democrats cast and how many the populists cast. Of the Bryan vote of 162,601 the returns indicate that 60,185 were cast by the democrats and 102,416 by the populists. There was no Barker, or middle-of-the-road populist, ticket in the field. The same condition of affairs existed four years ago in some states in which the two parties voted for the same electors, but upon separate tickets, as county officers then, as now, combined the votes on electors and credited them all to one or the other party.

Vote of States and Territories by Counties.

ALABAMA.

| COUNTIES.<br>(65) | PRESIDENT 1900 |         |           |          | GOV. 1898 |        |          |       | PRESIDENT 1896 |           |        |        |
|-------------------|----------------|---------|-----------|----------|-----------|--------|----------|-------|----------------|-----------|--------|--------|
|                   | Rep.           | Dem.    | Pro. Peo. | McKinley | Rep.      | Dem.   | Pop.     | Rep.  | Dem.           | Pro. Peo. | G.O.D. | Palmer |
|                   | Bryan          | Woolley | Barker    | Warner   | Johnson   | Deans  | McKinley | Bryan | Bryan          | Levinger  | Palmer |        |
| Autauga.....      | 537            | 980     | —         | 38.      | 7         | 452    | 98.      | 289   | 1232           | 49        | 11     | 99     |
| Baldwin.....      | 389            | 440     | 7         | 74.      | 85        | 1146   | 63.      | 404   | 704            | 22        | 17     | 34     |
| Barbour.....      | 271            | 2885    | 19        | 18.      | 148       | 2246   | 399.     | 1437  | 2215           | 442       | 29     | 315    |
| Bibb.....         | 408            | 725     | 19        | 29.      | 9         | 1277   | 1021.    | 650   | 984            | 532       | 80     | 39     |
| Blount.....       | 982            | 1402    | 65        | 75.      | 18        | 1952   | 1646.    | 2619  | 1890           | 532       | 80     | 40     |
| Bullock.....      | 269            | 1581    | 4         | 3.       | —         | 1122   | 105.     | 749   | 1844           | 23        | 16     | 131    |
| Butler.....       | 1161           | 744     | 13        | 27.      | 109       | 1536   | 1932.    | 846   | 1256           | 553       | 27     | 88     |
| Calhoun.....      | 1396           | 1794    | 62        | 156.     | 69        | 2646   | 1580.    | 1222  | 2317           | 471       | 115    | 171    |
| Chambers.....     | 801            | 2857    | —         | 62.      | 8         | 2970   | 1373.    | 1057  | 1722           | 289       | 27     | 63     |
| Cherokee.....     | 1172           | 1167    | 30        | 58.      | 56        | 1184   | 1190.    | 602   | 659            | 1117      | 18     | 89     |
| Chilton.....      | 794            | 469     | 19        | 24.      | 36        | 917    | 1008.    | 310   | 549            | 582       | 22     | 52     |
| Choctaw.....      | 406            | 649     | 2         | 7.       | 20        | 836    | 1346.    | 357   | 1019           | 468       | 11     | 50     |
| Clarke.....       | 372            | 2044    | 1         | 88.      | 12        | 1310   | 97.      | 502   | 2290           | 43        | 22     | 25     |
| Clay.....         | 1069           | 980     | 8         | 20.      | 9         | 1428   | 1310.    | 489   | 1112           | 298       | 25     | 37     |
| Cleburne.....     | 622            | 660     | 37        | 50.      | 43        | 968    | 816.     | 472   | 879            | 114       | 33     | 21     |
| Coffee.....       | 532            | 969     | 15        | 14.      | 102       | 1189   | 947.     | 114   | 799            | 695       | 24     | 52     |
| Colbert.....      | 1237           | 1516    | 13        | 85.      | 21        | 2079   | 1014.    | 1754  | 1615           | 43        | 14     | 93     |
| Conceh.....       | 821            | 703     | 13        | 81.      | 7         | 882    | 1072.    | 881   | 599            | 332       | 41     | 155    |
| Coosa.....        | 982            | 959     | 10        | 24.      | —         | 1282   | 1371.    | 490   | 870            | 423       | 39     | 49     |
| Covington.....    | 183            | 560     | 2         | 21.      | 48        | 981    | 669.     | 69    | 637            | 40        | 16     | 16     |
| Crenshaw.....     | 497            | 1092    | 67        | 61.      | 20        | 1387   | 1336.    | 330   | 909            | 899       | 28     | 164    |
| Cullman.....      | 806            | 1167    | 12        | 37.      | 5         | 1190   | 600.     | 447   | 755            | 447       | 27     | 140    |
| Dale.....         | 858            | 1134    | 101       | 22.      | 90        | 1636   | 1446.    | 289   | 1198           | 957       | 50     | 94     |
| Dallas.....       | 109            | 4708    | 49        | 13.      | 56        | 2363   | 33.      | 519   | 4042           | 49        | 10     | 52     |
| DeKalb.....       | 1717           | 1873    | 19        | 165.     | 17        | 1902   | 1224.    | 1446  | 1965           | 221       | 28     | 46     |
| Elmore.....       | 1074           | 1768    | 9         | 21.      | 23        | 1395   | 1786.    | 1379  | 1182           | 741       | 46     | 119    |
| Escambia.....     | 433            | 403     | 6         | 15.      | 10        | 991    | 373.     | 482   | 877            | 37        | 20     | 82     |
| Etowah.....       | 1627           | 1734    | 17        | 52.      | 59        | 1685   | 1386.    | 873   | 977            | 805       | 36     | 109    |
| Fayette.....      | 873            | 681     | 5         | 11.      | 13        | 960    | 827.     | 441   | 608            | 619       | 14     | 39     |
| Franklin.....     | 1151           | 814     | 8         | 21.      | 25        | 991    | 848.     | 483   | 821            | 287       | 17     | 33     |
| Geneva.....       | 655            | 671     | 11        | 40.      | 88        | 776    | 1040.    | 46    | 488            | 758       | 21     | 39     |
| Greene.....       | 107            | 964     | 8         | 10.      | 13        | 1824   | 32.      | 503   | 1725           | 139       | 15     | 24     |
| Hale.....         | 345            | 1557    | 7         | 4.       | 10        | 1515   | 120.     | 933   | 2768           | 138       | 43     | 77     |
| Henry.....        | 590            | 1888    | 42        | 36.      | 36        | 2811   | 2118.    | 675   | 2157           | 903       | 46     | 246    |
| Jackson.....      | 1685           | 1923    | 40        | 7.       | 32        | 2117   | 504.     | 675   | 2653           | 903       | 31     | 117    |
| Jefferson.....    | 2840           | 4576    | 137       | 33.      | 109       | 5020   | 982.     | 3594  | 6977           | 1842      | 369    | 450    |
| Lamar.....        | 512            | 879     | 9         | 19.      | 5         | 1650   | 422.     | 509   | 1093           | 170       | 22     | 69     |
| Lauderdale.....   | 1434           | 1369    | 4         | 9.       | 12        | 2045   | 532.     | 1024  | 2254           | 46        | 15     | 45     |
| Lawrence.....     | 997            | 1170    | 8         | 16.      | 24        | 1240   | 1200.    | 1685  | 1199           | 49        | 45     | 31     |
| Lee.....          | 829            | 1638    | 7         | 13.      | 24        | 2393   | 960.     | 1491  | 1584           | 153       | 41     | 133    |
| Limestone.....    | 1133           | 1063    | 37        | 15.      | 34        | 1563   | 242.     | 1520  | 1734           | 73        | 23     | 27     |
| Lowndes.....      | 1524           | 1770    | 3         | 6.       | 521       | 3395   | 48.      | 642   | 2973           | 28        | 6      | 40     |
| Madison.....      | 438            | 1163    | 1         | 11.      | 15        | 803    | 15.      | 259   | 1011           | 32        | 5      | 56     |
| Madison.....      | 1679           | 3641    | 8         | 14.      | 109       | 3408   | 162.     | 2548  | 3373           | 83        | 46     | 103    |
| Marion.....       | 261            | 2396    | —         | 1.       | 1         | 1735   | 90.      | 764   | 3989           | 79        | 13     | 25     |
| Marshall.....     | 675            | 1137    | 158       | 8.       | 4         | 1219   | 484.     | 502   | 1164           | 37        | 3      | 23     |
| Marshall.....     | 1139           | 1398    | 14        | 58.      | 31        | 1447   | 1637.    | 520   | 977            | 967       | 33     | 37     |
| Mobile.....       | 2243           | 2939    | 34        | 74.      | 123       | 1678   | 230.     | 2778  | 3811           | 137       | 149    | 482    |
| Monroe.....       | 183            | 904     | 3         | 3.       | 2         | 1191   | 69.      | —     | —              | —         | —      | —      |
| Montgomery.....   | 546            | 3047    | 8         | 60.      | 11        | 2616   | 45.      | 977   | 2582           | 71        | 44     | 526    |
| Morgan.....       | 1500           | 1747    | 30        | 67.      | 25        | 2724   | 1113.    | 1462  | 1970           | 158       | 52     | 195    |
| Perry.....        | 77             | 1744    | 2         | 9.       | 7         | 1453   | 45.      | 463   | 2485           | 197       | 10     | 34     |
| Pickens.....      | 146            | 797     | 7         | 13.      | 75        | 2019   | 1131.    | 211   | 1279           | 931       | 17     | 66     |
| Pike.....         | 484            | 1413    | 5         | 35.      | 75        | 1436   | 1131.    | 862   | 1569           | 508       | 43     | 292    |
| Randolph.....     | 1370           | 1501    | 7         | 36.      | 77        | 1594   | 685.     | 802   | 1265           | 177       | 22     | 55     |
| Russell.....      | 142            | 1416    | 5         | 123.     | 1         | 904    | 21.      | 773   | 1623           | 22        | 3      | 35     |
| Shelby.....       | 1375           | 740     | 5         | 61.      | 13        | 1284   | 1597.    | 1051  | 875            | 707       | 19     | 65     |
| St. Clair.....    | 1171           | 794     | 17        | 46.      | 28        | 701    | 1467.    | 603   | 583            | 1021      | 25     | 47     |
| Sumter.....       | 200            | 1053    | 1         | 2.       | 16        | 869    | 21.      | 1459  | 1799           | 35        | 18     | 186    |
| Talladega.....    | 1437           | 1402    | 24        | 46.      | 47        | 2366   | 765.     | 422   | 1655           | 219       | 40     | 49     |
| Tallapoosa.....   | 1231           | 2537    | 84        | 24.      | 11        | 3059   | 1575.    | 685   | 2019           | 672       | 51     | 106    |
| Tuskaloosa.....   | 642            | 1173    | 22        | 30.      | —         | 2466   | 1636.    | 965   | 1404           | 747       | 51     | 79     |
| Walker.....       | 1657           | 1244    | 16        | 25.      | 72        | 1944   | 811.     | 1101  | 1034           | 184       | 22     | 22     |
| Washington.....   | 269            | 492     | 8         | 16.      | 80        | 1017   | 163.     | 224   | 551            | 91        | 10     | 46     |
| Wilcox.....       | 20             | 2031    | 2         | 1.       | 17        | 2159   | 34.      | 45    | 2954           | 2         | 3      | 45     |
| Winston.....      | 516            | 539     | 1         | 13.      | 5         | 666    | 97.      | 589   | 274            | 75        | 5      | 6      |
| Total.....        | 55634          | 96348   | 1407      | 3796.    | 2429      | 110557 | 50052.   | 54737 | 107137         | 24089     | 2147   | 6462   |
| Plurality.....    | —              | 40734   | —         | —        | —         | 60505  | —        | —     | 76489          | —         | —      | —      |
| Per cent.....     | 34.57          | 62.08   | 1.25      | 2.05.    | 1.50      | 67.81  | 30.69.   | 28.13 | 55.06          | 12.38     | 1.20   | 3.33   |
| Total vote.....   | —              | 157195  | —         | —        | —         | 163038 | —        | —     | 194572         | —         | —      | —      |

FOR REPRESENTATIVES IN CONGRESS, 1900.

1. The counties of Choctaw, Clarke, Marion, Mobile, Monroe and Washington.  
 John W. Schell, Rep..... 2,046  
 George W. Taylor, Dem..... 9,804

2. The counties of Baldwin, Butler, Con-  
 ceh, Covington, Crenshaw, Escambia, Mont-  
 gomery, Pike and Wilcox.  
 S. J. Thromen, Rep..... 93  
 A. A. Wiley, Dem..... 12,496

3. The counties of Barbour, Bullock, Coffee, Dale, Geneva, Henry, Lee and Russell.  
 W. O. Moldey, Rep. .... 3,179  
 H. D. Clayton, Dem. .... 13,420  
 Hudmon, Pro. .... 137

4. The counties of Calhoun, Chilton, Cleburne, Dallas, Shelby and Talladega.  
 M. F. Aldrick, Rep. .... 283  
 S. J. Brown, Dem. .... 10,733

5. The counties of Autauga, Chambers, Clay, Coosa, Elmore, Lowndes, Macon, Randolph and Tallapoosa.  
 A. J. Milstead, Rep. .... 7,782  
 C. W. Thompson, Dem. .... 15,737

6. The counties of Fayette, Greene, Lamar, Marion, Pickens, Sumter, Tuscaloosa and Walker.  
 T. B. Morton, Rep. .... 4,213  
 J. H. Bankhead, Dem. .... 8,073

7. The counties of Cherokee, Cullman, DeKalb, Etowah, Franklin, Marshall, St. Clair and Winston.  
 N. B. Spears, Rep. .... 9,802  
 J. L. Barnett, Dem. .... 10,549

8. The counties of Colbert, Jackson, Lauderdale, Lawrence, Limestone, Madison and Morgan.  
 A. W. Holland, Rep. .... 8,900  
 William Richardson, Dem. .... 13,193

9. The counties of Bibb, Blount, Hale, Jefferson and Perry.  
 O. W. Underwood, Dem. .... 10,691  
 No opposition.

STATE OFFICERS.  
 (All democrats.)

Governor—\*W. J. Samford.  
 Secretary of State—R. P. McDavid.  
 Attorney-General—C. G. Brown.  
 Superintendent of Education—J. W. Abercrombie.  
 Treasurer—J. C. Smith.  
 Auditor—W. H. Mathews.  
 Commissioner Agriculture—R. B. Poole.  
 Legislature is democratic.  
 \*Died June 11, 1901. Succeeded by W. D. Jolks, president of the senate.

ARIZONA.

| COUNTIES.<br>(13) | —DEL. 1900—      |      |      | —DEL. '98—  |      |      | —DEL. '96—        |      |      | —DEL. '94—        |      |      |
|-------------------|------------------|------|------|-------------|------|------|-------------------|------|------|-------------------|------|------|
|                   | Rep.             | Dem. | Pro. | Rep.        | Dem. | Pro. | Rep.              | Dem. | Pro. | Rep.              | Dem. | Pro. |
| Apache            | 309              | 213  | —    | 264         | 221  | —    | 227               | 230  | 19   | 471               | 432  | 70   |
| Cochise           | 665              | 804  | 25   | 648         | 711  | —    | 521               | 262  | 357  | 481               | 340  | 329  |
| Coconino          | 502              | 436  | 19   | 464         | 350  | —    | 358               | 415  | 225  | 441               | 354  | 166  |
| Gila              | 383              | 648  | 18   | 383         | 634  | —    | 302               | 140  | 380  | 118               | 161  | 296  |
| Graham            | 630              | 904  | 16   | 521         | 871  | —    | 791               | 264  | 241  | 456               | 568  | 188  |
| Maricopa          | 1691             | 1706 | 126  | 1743        | 1671 | —    | 1414              | 1063 | 738  | 1331              | 1124 | 727  |
| Mohave            | 131              | 424  | 5    | 168         | 474  | —    | 187               | 43   | 315  | 110               | 114  | 278  |
| Navajo            | 270              | 308  | 2    | 339         | 286  | —    | 234               | 246  | 41   | —                 | —    | —    |
| Pima              | 630              | 877  | 9    | 834         | 757  | —    | 618               | 413  | 275  | 667               | 556  | 213  |
| Pinal             | 196              | 384  | 4    | 273         | 259  | —    | 271               | 148  | 104  | 304               | 186  | 113  |
| Santa Cruz        | 229              | 281  | 3    | —           | —    | —    | —                 | —    | —    | —                 | —    | —    |
| Yavapai           | 1670             | 1213 | 65   | 1404        | 1718 | —    | 921               | 767  | 1063 | 1103              | 813  | 523  |
| Yuma              | 284              | 471  | 10   | 343         | 259  | —    | 221               | 99   | 138  | 166               | 123  | 133  |
| Total             | 7664             | 8664 | 292  | 7384        | 8212 | —    | 6065              | 4090 | 3896 | 5648              | 4773 | 3006 |
| Plurality         | 1000             |      |      | 828         |      |      | 1975              |      |      | 875               |      |      |
| Per cent          | 45.46 52.23 1.75 |      |      | 47.22 52.78 |      |      | 43.13 29.15 27.71 |      |      | 42.40 35.81 21.78 |      |      |
| Total vote        | 16620            |      |      | 15596       |      |      | 14060             |      |      | 13324             |      |      |

TERRITORIAL OFFICERS

Governor—Nathan O. Murphy.  
 Secretary—Isaac T. Stoddard.  
 Treasurer—Thomas W. Pemberton.  
 Auditor—George W. Vickers.  
 Sup't Public Instruction—C. F. Ainsworth.  
 Adjutant-General—H. F. Robinson.

Supreme Court—Webster Street, chief justice; G. E. Davis, F. M. Dean and K. E. Sloan.

LEGISLATURE.

|             | House. | J. B. Council. |
|-------------|--------|----------------|
| Republicans | 4      | 10             |
| Democrats   | 8      | 16             |

ARKANSAS.

| COUNTIES.<br>(75) | —PRESIDENT 1900— |      |      |       |       | —GOVERNOR 1898— |      |      |      |       | —PRESIDENT 1896— |      |      |      |  |
|-------------------|------------------|------|------|-------|-------|-----------------|------|------|------|-------|------------------|------|------|------|--|
|                   | Rep.             | Dem. | Pro. | U. R. | U. R. | Rep.            | Dem. | Pro. | Lib. | U. R. | Rep.             | Dem. | Nat. | Pro. |  |
| Arkansas          | 598              | 900  | 9    | 6     | —     | 539             | 974  | 41   | 14   | —     | 550              | 1175 | 6    | 11   |  |
| Ashley            | 524              | 1381 | 8    | 8     | 7     | 214             | 532  | 12   | 3    | —     | 405              | 1760 | 18   | 72   |  |
| Baxter            | 287              | 723  | 2    | 1     | 2     | 182             | 539  | 18   | 1    | —     | 262              | 980  | —    | 2    |  |
| Benton            | 1087             | 2980 | 26   | 20    | 9     | 646             | 1654 | 141  | 18   | —     | 685              | 3548 | 13   | 21   |  |
| Boone             | 641              | 1338 | 5    | 5     | 1     | 360             | 865  | 36   | 3    | —     | 573              | 1732 | 6    | 13   |  |
| Bradley           | 153              | 842  | 4    | 4     | 4     | 13              | 525  | 17   | 1    | —     | 185              | 976  | 3    | 2    |  |
| Calhoun           | 244              | 634  | —    | 2     | —     | 33              | 410  | 6    | 1    | —     | 216              | 910  | 2    | 2    |  |
| Carroll           | 735              | 1265 | 24   | 14    | 8     | 617             | 1056 | 75   | 12   | —     | 875              | 1740 | 23   | 21   |  |
| Chicot            | 430              | 209  | 4    | 5     | 5     | 48              | 656  | —    | 1    | —     | 288              | 418  | 17   | 67   |  |
| Clark             | 703              | 1262 | 23   | 73    | 88    | 566             | 1123 | 70   | 76   | —     | 833              | 1910 | 57   | 25   |  |
| Clay              | 627              | 1195 | 4    | 9     | 1     | 382             | 1119 | 116  | 6    | —     | 475              | 1537 | 10   | 12   |  |
| Cleburne          | 205              | 520  | 16   | 57    | 21    | 103             | 808  | 223  | 5    | —     | 108              | 1047 | 7    | 4    |  |
| Cleveland         | 286              | 876  | 2    | 5     | 2     | 82              | 554  | 35   | 1    | —     | 231              | 1269 | 8    | 8    |  |
| Columbia          | 606              | 1440 | 2    | 11    | 3     | 165             | 859  | 34   | 8    | —     | 597              | 2159 | 4    | 7    |  |
| Conway            | 805              | 1635 | 9    | 4     | 7     | 506             | 1290 | 27   | 10   | —     | 656              | 2255 | 7    | 11   |  |
| Craighead         | 489              | 1326 | 28   | 20    | 13    | 288             | 1513 | 134  | 31   | —     | 329              | 1890 | 2    | 3    |  |
| Crawford          | 1090             | 1449 | 10   | 7     | 4     | 1367            | 1782 | 103  | 11   | —     | 1311             | 1870 | 8    | 10   |  |
| Crittenden        | 381              | 327  | 3    | 4     | 1     | 46              | 663  | 7    | 6    | —     | 258              | 625  | 5    | 5    |  |
| Cross             | 312              | 638  | 1    | —     | 2     | 92              | 427  | 9    | 1    | —     | 224              | 908  | —    | 1    |  |
| Dallas            | 514              | 746  | 6    | 7     | 1     | 248             | 555  | 53   | 10   | —     | 479              | 1032 | 5    | 2    |  |
| Desha             | 168              | 328  | 5    | 1     | 3     | 28              | 249  | 3    | —    | —     | 290              | 396  | 21   | 9    |  |
| Drew              | 569              | 1099 | 4    | 10    | 3     | 398             | 891  | 117  | 3    | —     | 603              | 1754 | 5    | 6    |  |
| Faulkner          | 682              | 1191 | 4    | 30    | 4     | 331             | 1421 | 379  | 10   | —     | 536              | 2044 | 6    | 8    |  |
| Franklin          | 485              | 1367 | 8    | 21    | 3     | 348             | 1152 | 115  | 7    | —     | 424              | 1746 | 25   | 38   |  |

|                   | McKinley | Bryan  | Wooly | Barker | Ellis | Auten | Jones  | Morgan | M'Knight | M'Kinley | Bryan  | Bentley | Lever | J |
|-------------------|----------|--------|-------|--------|-------|-------|--------|--------|----------|----------|--------|---------|-------|---|
| Fulton.....       | 397      | 984    | 4     | 5      | 1..   | 286   | 874    | 63     | 4..      | 333      | 1259   | 2       | 1     |   |
| Garland.....      | 708      | 940    | 7     | 3      | 3..   | 492   | 1197   | 48     | 13..     | 703      | 1465   | 40      | 36    |   |
| Grant.....        | 175      | 574    | —     | —      | —     | 66    | 649    | 18     | 3..      | 125      | 801    | 2       | 3     |   |
| Greene.....       | 419      | 1091   | 6     | 9      | 2..   | 243   | 1108   | 84     | 11..     | 262      | 1627   | 7       | 4     |   |
| Hempstead.....    | 1330     | 1352   | 15    | 5      | 6..   | 902   | 1560   | 50     | 20..     | 1308     | 1832   | 10      | 19    |   |
| Hot Springs.....  | 423      | 763    | 3     | 8      | 1..   | 131   | 707    | 120    | 10..     | 292      | 1531   | 9       | 12    |   |
| Howard.....       | 585      | 586    | 9     | 27     | 7..   | 105   | 777    | 117    | 3..      | 294      | 1392   | 1       | 2     |   |
| Independence..... | 782      | 1526   | 15    | 15     | 12..  | 513   | 1502   | 421    | 19..     | 567      | 2889   | 9       | 11    |   |
| Izard.....        | 381      | 1119   | 5     | 12     | 2..   | 264   | 1046   | 60     | 8..      | 285      | 1507   | 11      | 13    |   |
| Jackson.....      | 598      | 1050   | 7     | 2      | 2..   | 511   | 1191   | 33     | 8..      | 588      | 1585   | —       | 9     |   |
| Jefferson.....    | 1477     | 1363   | 2     | 1      | 1..   | 874   | 1706   | 65     | 24..     | 1050     | 1653   | 27      | 20    |   |
| Johnson.....      | 552      | 1317   | 5     | 6      | 4..   | 394   | 1223   | 172    | 11..     | 491      | 1831   | 3       | 6     |   |
| Lafayette.....    | 448      | 422    | —     | —      | —     | 341   | 578    | 34     | 6..      | 423      | 608    | 2       | 3     |   |
| Lawrence.....     | 476      | 958    | 3     | 6      | 1..   | 209   | 1241   | 162    | 15..     | 337      | 1679   | 23      | 14    |   |
| Lee.....          | 1296     | 2850   | —     | —      | —     | 679   | 1610   | —      | —        | 213      | 1946   | 23      | 19    |   |
| Lincoln.....      | 392      | 794    | 2     | 12     | —     | 143   | 1037   | 42     | 2..      | 236      | 1026   | 2       | 1     |   |
| Little River..... | 281      | 751    | 1     | 6      | —     | 260   | 820    | 52     | 1..      | 273      | 852    | 7       | 7     |   |
| Logan.....        | 848      | 1557   | 8     | 13     | 5..   | 825   | 1339   | 62     | 2..      | 946      | 1786   | 6       | 3     |   |
| Lonoke.....       | 679      | 1337   | 7     | 13     | 7..   | 560   | 1686   | 162    | 13..     | 437      | 2900   | 12      | 13    |   |
| Madison.....      | 1289     | 1475   | 5     | 2      | —     | 1189  | 1557   | 27     | 13..     | 1290     | 1689   | 16      | 17    |   |
| Marion.....       | 375      | 905    | 1     | 4      | 1..   | 221   | 724    | 16     | 2..      | 336      | 1212   | 25      | 3     |   |
| Miller.....       | 759      | 855    | 15    | 26     | 14..  | 238   | 703    | 98     | 4..      | 565      | 1073   | 6       | 15    |   |
| Mississippi.....  | 578      | 591    | —     | —      | —     | 172   | 1019   | 35     | 14..     | 168      | 815    | 2       | 2     |   |
| Monroe.....       | 493      | 703    | —     | —      | —     | 132   | 615    | 12     | 5..      | 436      | 1019   | 77      | 60    |   |
| Montgomery.....   | 293      | 476    | 1     | 6      | —     | 136   | 551    | 87     | 15..     | 220      | 1008   | —       | —     |   |
| Nevada.....       | 744      | 732    | 26    | 49     | 18..  | 371   | 985    | 438    | 20..     | 469      | 1689   | 4       | 7     |   |
| Newton.....       | 690      | 443    | 1     | 1      | 1..   | 661   | 488    | 29     | —        | 733      | 659    | 4       | 8     |   |
| Ouachita.....     | 1143     | 1120   | 5     | 3      | 7..   | 702   | 1019   | 36     | 2..      | 1029     | 1366   | 2       | 9     |   |
| Perry.....        | 293      | 459    | 3     | 6      | 1..   | 153   | 498    | 44     | 4..      | 217      | 678    | 4       | 2     |   |
| Phillips.....     | 388      | 1349   | 8     | —      | —     | 62    | 990    | —      | —        | 815      | 1085   | 43      | 35    |   |
| Pike.....         | 413      | 566    | —     | —      | —     | 164   | 712    | 218    | 9..      | 231      | 864    | 2       | 1     |   |
| Poinsett.....     | 180      | 520    | 1     | —      | 1..   | 111   | 558    | 15     | 7..      | 130      | 572    | 3       | 7     |   |
| Polk.....         | 411      | 922    | 11    | 38     | 5..   | 287   | 736    | 400    | 17..     | 51       | 1004   | 4       | 8     |   |
| Pope.....         | 835      | 1871   | 2     | 14     | —     | 534   | 1439   | 77     | 6..      | 762      | 2315   | 13      | 7     |   |
| Prairie.....      | 496      | 856    | 5     | 3      | 1..   | 430   | 851    | 34     | 3..      | 633      | 1145   | 3       | 2     |   |
| Pulaski.....      | 1932     | 2609   | 29    | 20     | 13..  | 769   | 1973   | 56     | 9..      | 1754     | 3021   | 74      | 45    |   |
| Randolph.....     | 428      | 1385   | 2     | 8      | 1..   | 346   | 1039   | 66     | 7..      | 307      | 1915   | 4       | —     |   |
| Saline.....       | 342      | 811    | 7     | 16     | 3..   | 133   | 1739   | 71     | 16..     | 268      | 1417   | 2       | —     |   |
| Scott.....        | 813      | 733    | —     | 16     | 2..   | 187   | 767    | 119    | 3..      | 264      | 1290   | 31      | 6     |   |
| Searcy.....       | 589      | 567    | —     | —      | —     | 715   | 620    | 13     | 4..      | 737      | 615    | 2       | 2     |   |
| Sebastian.....    | 364      | 207    | 11    | 16     | 4..   | 675   | 1784   | 113    | 19..     | 1049     | 2892   | 12      | 17    |   |
| Sevier.....       | 360      | 772    | 2     | 10     | 2..   | 191   | 814    | 267    | 4..      | 170      | 1136   | 4       | 13    |   |
| Sharp.....        | 394      | 1059   | 3     | 10     | 2..   | 198   | 769    | 104    | 15..     | 230      | 1383   | 1       | 2     |   |
| St. Francis.....  | 703      | 634    | 6     | 7      | 6..   | 147   | 512    | 20     | 8..      | 455      | 1087   | 3       | 5     |   |
| Stone.....        | 231      | 520    | 1     | 9      | 1..   | 143   | 478    | 111    | 6..      | 172      | 728    | 5       | 2     |   |
| Union.....        | 376      | 1238   | 10    | 7      | 5..   | 68    | 984    | 51     | 2..      | 148      | 1749   | 29      | 31    |   |
| Van Buren.....    | 445      | 599    | 3     | 35     | 6..   | 406   | 805    | 145    | 4..      | 374      | 846    | 20      | 6     |   |
| Washington.....   | 1345     | 2658   | 49    | 54     | 24..  | 962   | 1840   | 297    | 25..     | 1197     | 3208   | 17      | 23    |   |
| White.....        | 811      | 1694   | 53    | 99     | 23..  | 496   | 1901   | 1081   | 27..     | 559      | 2876   | 17      | 8     |   |
| Woodruff.....     | 549      | 990    | 2     | 1      | 4..   | 306   | 1011   | 15     | 4..      | 620      | 1478   | 5       | 4     |   |
| Yell.....         | 798      | 1454   | 14    | —      | —     | 659   | 1553   | 31     | 6..      | 812      | 2261   | 4       | 8     |   |
| Total.....        | 44800    | 81142  | 584   | 972    | 341.. | 27524 | 75362  | 8332   | 679..    | 37512    | 110103 | 893     | 889   |   |
| Plurality.....    |          | 36342  |       |        |       |       | 47388  |        |          | 72591    |        |         |       |   |
| Per cent.....     | 35.06    | 63.47  | .45   | .76    | .25.. | 24.75 | 67.76  | 7.49   | .06..    | 25.11    | 73.69  | .09     | .09   |   |
| Total vote.....   |          | 127889 |       |        |       |       | 111218 |        |          | 149397   |        |         |       |   |

In 1886 the democrats and populists fused on electoral ticket, the democrats having 5 electors and the populists having 5.

In 1888 the people's and liberty parties nominated candidates for governor only.

FOR REPRESENTATIVES IN CONGRESS, 1900.

1. Counties of Clay, Craighead, Crittenden, Cross, Greene, Jackson, Lawrence, Lee, Mississippi, Phillips, Poinsett, Randolph, St. Francis, Sharp and Woodruff.

F. O. McCulloch, Dem..... 17,066  
T. O. Fitzpatrick, Rep..... 6,482

2. Counties of Bradley, Cleveland, Dallas, Drew, Garland, Grant, Hot Springs, Jefferson, Lincoln, Montgomery, Polk, Saline, Scott, Sebastian.

John S. Little, Dem..... 13,792  
E. H. Vance, Jr., Rep..... 6,522

3. Counties of Ashley, Calhoun, Clark, Columbia, Desha, Hempstead, Howard, Lafayette, Little River, Miller, Nevada, Ouachita, Pike, Sevier and Union.

Thomas E. McRae, Dem..... 14,945  
Ben Foreman, Rep..... 8,664

4. Counties of Franklin, Johnson, Logan, Perry, Pulaski, Pope and Yell.

Charles C. Reid, Dem..... 12,266  
Sam Davis, Rep..... 6,566

5. Counties of Benton, Boone, Carroll, Conway, Faulkner, Madison, Newton, Searcy, Van Buren and Washington.

H. A. Dinsmore, Dem..... 13,924  
U. S. Bratton, Rep..... 8,385

6. Counties of Arkansas, Baxter, Cleburne, Fulton, Independence, Izard, Lonoke, Marion, Monroe, Prairie, Stone and White.

S. Brundidge, Jr., Dem..... 12,256  
Charles F. Cole, Rep..... 5,527

STATE OFFICERS.

Governor—Jeff Davis.  
Secretary of State—J. W. Crockett.  
Treasurer—T. E. Little.  
Auditor—T. C. Monroe.  
Attorney-General—George W. Murphy.  
Land Commissioner—J. W. Colquitt.  
Commissioner of Agriculture—Frank Hill.  
Supt. Public Instruction—J. J. Doyne.  
Railroad Commissioners—Albert Gaines, J. G. Wallace, F. M. Hanley.

The legislature is heavily democratic.

ELECTION RETURNS.

CALIFORNIA.

| COUNTIES.<br>(57)    | PRESIDENT 1900 |        |            |         | GOVERNOR 1908 |        |            | PRES'T 1896 |        |        |        |
|----------------------|----------------|--------|------------|---------|---------------|--------|------------|-------------|--------|--------|--------|
|                      | Rep.           | Dem.   | Pro. S. D. | Gage.   | *Rep.         | *Dem.  | Pro. S. L. | Rep.        | Dem.   | Pro.   |        |
| Alameda.....         | 14324          | 6577   | 332        | 817...  | 12080         | 8908   | 220        | 496...      | 13429  | 8394   | —      |
| Alpine.....          | 69             | 15     | —          | —       | 64            | 28     | —          | —           | 40     | —      | 39     |
| Amador.....          | 1384           | 1209   | 20         | 17...   | 1351          | 1304   | 27         | 24...       | 1144   | 1323   | 75     |
| Butte.....           | 2322           | 2011   | 36         | 49...   | 2245          | 2012   | 69         | 43...       | 2075   | 2120   | —      |
| Calaveras.....       | 1600           | 1288   | 16         | 29...   | 1609          | 1432   | 16         | 23...       | 1541   | 1359   | —      |
| Colusa.....          | 648            | 1075   | 11         | 65...   | 664           | 1076   | 18         | 30...       | 581    | 1250   | 159    |
| Contra Costa.....    | 2165           | 1549   | 39         | 44...   | 1895          | 1472   | 29         | 22...       | 1834   | 1142   | 239    |
| Del Norte.....       | 534            | 291    | 4          | 12...   | 354           | 305    | 9          | 13...       | 345    | 274    | 60     |
| El Dorado.....       | 1198           | 1406   | 19         | 25...   | 1332          | 1415   | 26         | 34...       | 1130   | 1674   | —      |
| Fresno.....          | 3585           | 3590   | 169        | 231...  | 2783          | 3390   | 152        | 117...      | 2686   | 3790   | —      |
| Glenn.....           | 491            | 757    | 11         | 5...    | 501           | 628    | 14         | 7...        | 479    | 825    | —      |
| Humboldt.....        | 3502           | 1698   | 103        | 179...  | 3171          | 2207   | 34         | 123...      | 3142   | 1322   | 1143   |
| Inyo.....            | 386            | 595    | 14         | 20...   | 473           | 503    | 17         | 13...       | 286    | 532    | —      |
| Kern.....            | 1692           | 1940   | 26         | 54...   | 1723          | 1836   | 21         | 13...       | 1439   | 1733   | —      |
| Kings.....           | 1032           | 872    | 48         | 42...   | 918           | 898    | 27         | 11...       | 673    | 862    | —      |
| Lake.....            | 584            | 746    | 51         | 28...   | 627           | 757    | 50         | 30...       | 546    | —      | 854    |
| Lassen.....          | 549            | 326    | 5          | 64...   | 558           | 438    | 14         | 16...       | 420    | 396    | 132    |
| Los Angeles.....     | 19200          | 15158  | 1443       | 991...  | 14983         | 12052  | 1138       | 479...      | 16891  | 12252  | 3791   |
| Madera.....          | 764            | 737    | 19         | 19...   | 558           | 765    | 16         | 17...       | 452    | —      | 739    |
| Marin.....           | 1681           | 904    | 8          | 50...   | 1345          | 945    | 8          | 47...       | 1448   | 789    | 85     |
| Mariposa.....        | 505            | 717    | 8          | —       | 521           | 747    | 19         | 13...       | 563    | 636    | 193    |
| Mendocino.....       | 2192           | 1861   | 32         | 38...   | 2004          | 2188   | 56         | 25...       | 2033   | 1744   | 376    |
| Merced.....          | 811            | 1081   | 31         | 24...   | 801           | 1074   | 32         | 18...       | 653    | 793    | 384    |
| Modoc.....           | 446            | 532    | 6          | 11...   | 375           | 549    | 8          | 12...       | 300    | 588    | —      |
| Mono.....            | 284            | 258    | 2          | 1...    | 335           | 241    | 3          | 2...        | 259    | —      | 315    |
| Monterey.....        | 1964           | 1825   | 77         | 49...   | 1965          | 2050   | 77         | 54...       | 1873   | 2149   | —      |
| Napa.....            | 2017           | 1432   | 53         | 52...   | 1947          | 1578   | 47         | 41...       | 2032   | 1313   | 159    |
| Nevada.....          | 2449           | 1753   | 46         | 128...  | 2577          | 1971   | 50         | 19...       | 1985   | 2390   | —      |
| Orange.....          | 2155           | 1777   | 198        | 77...   | 1922          | 1781   | 177        | 32...       | 1332   | 1023   | 689    |
| Placer.....          | 2009           | 1592   | 37         | 40...   | 2215          | 1808   | 34         | 25...       | 1890   | 1433   | 288    |
| Plumas.....          | 640            | 442    | 5          | 8...    | 669           | 544    | 8          | 8...        | 678    | 532    | 43     |
| Riverside.....       | 2329           | 1134   | 190        | 155...  | 2118          | 1518   | 179        | 69...       | 2063   | 1309   | 375    |
| Sacramento.....      | 5606           | 4325   | 83         | 27...   | 5689          | 3414   | 57         | 102...      | 4600   | 4229   | 602    |
| San Benito.....      | 724            | 786    | 19         | 16...   | 733           | 984    | 19         | 14...       | 729    | —      | 956    |
| San Bernardino.....  | 3135           | 2347   | 256        | 235...  | 2688          | 2506   | 223        | 98...       | 2818   | 951    | 1789   |
| San Diego.....       | 3000           | 2678   | 157        | 289...  | 3506          | 3259   | 144        | 208...      | 3631   | 2308   | 1540   |
| San Francisco.....   | 25208          | 25212  | 262        | 2030... | 28218         | 24532  | 134        | 1388...     | 31041  | 30649  | —      |
| San Joaquin.....     | 3318           | 2873   | 71         | 94...   | 3894          | 3018   | 80         | 121...      | 3500   | 3144   | 356    |
| San Luis Obispo..... | 1564           | 1713   | 75         | 60...   | 1657          | 1828   | 65         | 31...       | 1671   | —      | 2056   |
| San Mateo.....       | 1645           | 914    | 12         | 37...   | 1587          | 1098   | 14         | 36...       | 1607   | 987    | —      |
| Santa Barbara.....   | 1988           | 1599   | 66         | 125...  | 2072          | 1736   | 95         | 95...       | 2004   | 1916   | —      |
| Santa Clara.....     | 7107           | 4607   | 264        | 218...  | 6821          | 4883   | 179        | 292...      | 6315   | 4350   | 241    |
| Santa Cruz.....      | 2173           | 1635   | 115        | 154...  | 2149          | 2061   | 78         | 93...       | 1969   | 1233   | 667    |
| Shasta.....          | 1681           | 1948   | 43         | 85...   | 1538          | 2028   | 52         | 71...       | 1210   | 1936   | —      |
| Sierra.....          | 702            | 436    | 4          | 10...   | 737           | 480    | 4          | 5...        | 707    | 475    | 52     |
| Siskiyou.....        | 1385           | 1698   | 17         | 40...   | 1737          | 1722   | 21         | 33...       | 1473   | 1724   | 236    |
| Solano.....          | 3114           | 2262   | 83         | 162...  | 3035          | 2292   | 52         | 95...       | 2702   | 2038   | —      |
| Sonoma.....          | 4381           | 3517   | 67         | 136...  | 4063          | 3587   | 83         | 100...      | 4053   | 3123   | 472    |
| Stanislaus.....      | 1058           | 1270   | 48         | 36...   | 1127          | 1336   | 38         | 21...       | 1007   | —      | 1308   |
| Sutter.....          | 819            | 642    | 16         | 11...   | 880           | 704    | 20         | 13...       | 996    | 647    | 66     |
| Tehama.....          | 1210           | 1138   | 29         | 27...   | 1083          | 1170   | 15         | 25...       | 969    | 841    | 294    |
| Trinity.....         | 544            | 485    | 2          | 8...    | 687           | 584    | 7          | 14...       | 502    | 460    | 85     |
| Tulare.....          | 1755           | 2246   | 72         | 166...  | 1725          | 2245   | 74         | 204...      | 1410   | 2673   | —      |
| Tuolumne.....        | 1369           | 1530   | 30         | 32...   | 1219          | 1598   | 49         | 42...       | 834    | 1140   | 160    |
| Ventura.....         | 1708           | 1333   | 72         | 77...   | 1613          | 1369   | 81         | 57...       | 1553   | 1075   | 398    |
| Yolo.....            | 1510           | 1687   | 54         | 45...   | 1635          | 1651   | 48         | 33...       | 1485   | 1658   | 95     |
| Yuba.....            | 1179           | 971    | 9          | 21...   | 1273          | 1011   | 20         | 16...       | 1204   | 879    | 112    |
| Total.....           | 164755         | 124935 | 5024       | 7572... | 148354        | 129261 | 4297       | 5143...     | 146688 | 123143 | 21623  |
| Plurality.....       | —              | —      | —          | —       | —             | —      | —          | —           | —      | —      | 1922   |
| Per cent.....        | 54.49          | 42.34  | 1.33       | 2.49... | 51.68         | 45.03  | 1.49       | 1.79...     | 49.11  | 41.23  | 7.24   |
| Scattering.....      | —              | —      | —          | —       | —             | —      | —          | —           | —      | —      | —      |
| Total vote.....      | —              | —      | —          | —       | —             | —      | —          | —           | —      | —      | 298691 |

\*On the state ticket there was fusion of republican and union labor parties on Gage, and of the democrats, silver republicans and people's party on Maguire.

In 1896, Levering, Pro. received 2,573 votes; Bentley, Nat., 1,047 votes; Matchett, S. L., 1,611 votes, and Palmer, G. D., 2,006 votes.

In 1896 one Bryan elector, J. W. Martin, was elected by a plurality of 148 votes.

FOR REPRESENTATIVES IN CONGRESS, 1900.

- Counties of Del Norte, Humboldt, Lassen, Marin, Mendocino, Modoc, Napa, Plumas, Shasta, Sierra, Siskiyou, Sonoma, Tehama and Trinity.  
 Frank L. Coombs, Rep..... 21,227  
 James F. Farrabar, Dem..... 16,270  
 Charles T. Clark, Pro..... 310  
 William Morgan, S. D..... 599
- Counties of Alpine, Amador, Butte, Calaveras, El Dorado, Inyo, Mariposa, Mono,

Nevada, Placer, Sacramento, San Joaquin, Sutter, Tuolumne, Yuba.

Samuel D. Woods, Rep..... 23,019  
 J. D. Sproul, Dem..... 21,851  
 W. B. Barron, Pro..... 371  
 W. F. Lockwood, S. D..... 402

3. Counties of Alameda, Colusa, Contra Costa, Glenn, Lake, Solano, Yolo.  
 Victor H. Metcalf, Rep..... 22,109  
 Frank Freeman, Dem..... 14,408

|   |        |
|---|--------|
| Alvin W. Holt, Pro.....   | 431    |
| R. A. Dague, S. D.....  | 996    |
| 4. County of San Francisco.   |        |
| Julius Kahn, Rep.....   | 17,111 |
| R. Porter Ashe, Dem.....  | 11,742 |
| Joseph Rowell, Pro.....   | 84     |
| C. C. O'Donnell, Ind.....   | 1,116  |
| S. B. Barron, S. D.....   | 969    |
| 5. Counties of San Francisco (part), San Mateo, Santa Clara.                                      |        |
| Eugene F. Loud, Rep.....  | 23,443 |
| J. T. Henry, Dem.....   | 17,365 |
| F. E. Caton, Pro.....   | 322    |
| C. H. King, S. D.....   | 942    |
| 6. The counties of Los Angeles, Monterey, San Luis Obispo, Santa Barbara, Santa Cruz and Ventura. |        |
| James McLachlin, Rep.....   | 27,031 |
| William Graves, Dem.....  | 19,793 |
| James Campbell, Pro.....  | 1,693  |
| H. G. Wilshire, S. D.....   | 3,674  |

|  |        |
|--|--------|
| 7. The counties of Fresno, Kern, Merced, Orange, San Benito, San Bernardino, San Diego, Stanislaus and Tulare. |        |
| James C. Needham, Rep.....   | 23,450 |
| W. D. Crichton, Dem.....   | 18,981 |
| A. H. Hensley, Pro.....  | 919    |
| N. A. Richardson, S. D.....  | 1,385  |

LEGISLATURE.

|                  |    |    |    |
|------------------|----|----|----|
| Republican ..... | 34 | 59 | 93 |
| Democrats .....  | 6  | 21 | 27 |

STATE OFFICERS.  
(All republicans.)

|   |  |
|---|--|
| Governor—H. T. Gage.                    |  |
| Lieutenant-Governor—J. H. Neff.         |  |
| Secretary of State—C. F. Curry.         |  |
| Treasurer—T. Reeves.                    |  |
| Comptroller—E. P. Colgan.               |  |
| Adjutant-General—W. H. Seamans.         |  |
| Attorney-General—T. L. Ford.            |  |
| Superintendent of Education—T. J. Kirk. |  |
| Surveyor-General—M. J. Wright.          |  |

COLORADO.

| COUNTIES.<br>(57) | PRESIDENT 1900 |       |      |      |          | GOV. 1898 |       |       |        |           | PRESIDENT 1896 |      |      |      |  |
|-------------------|----------------|-------|------|------|----------|-----------|-------|-------|--------|-----------|----------------|------|------|------|--|
|                   | Rep.           | Fus.  | Pro. | Pop. | S.L.S.D. | Rep.      | Fus.  | Pro.  | Thom.  | McKinley. | Bryan.         | Rep. | Fus. | Pro. |  |
| Arapahoe.....     | 25469          | 35754 | 828  | 28   | 259      | 145..     | 13038 | 23858 | 1008.. | 6049      | 42481          | 519  | 374  | 374  |  |
| Archuleta.....    | 578            | 391   | 4    | —    | —        | —         | 170   | 318   | 31..   | 141       | 389            | 3    | 3    | 3    |  |
| Baca.....         | 157            | 134   | —    | —    | —        | —         | 127   | 90    | 17..   | 125       | 135            | —    | —    | 2    |  |
| Bent.....         | 509            | 546   | 11   | —    | —        | 1..       | 325   | 887   | 21..   | 196       | 594            | 5    | 11   | 11   |  |
| Boulder.....      | 3719           | 5117  | 264  | 11   | 53       | 4..       | 1896  | 4009  | 102..  | 1030      | 6043           | 122  | 117  | 117  |  |
| Chaffee.....      | 1033           | 1890  | 56   | 7    | 3        | 13..      | 474   | 1614  | 53..   | 140       | 2607           | 13   | 7    | 7    |  |
| Cheyenne.....     | 123            | 97    | 2    | —    | —        | —         | 39    | 79    | 11..   | 87        | 104            | 1    | —    | —    |  |
| Clear Creek.....  | 761            | 2309  | 13   | 18   | 13       | 3..       | 341   | 1351  | 42..   | 101       | 3342           | 14   | 7    | 8    |  |
| Conejos.....      | 1833           | 912   | 11   | 2    | —        | 1..       | 1390  | 659   | 6..    | 96        | 2387           | 7    | 1    | 1    |  |
| Costilla.....     | 884            | 453   | 3    | 3    | —        | —         | 1127  | 463   | 7..    | 368       | 1026           | 31   | 6    | 4    |  |
| Custer.....       | 510            | 870   | —    | —    | —        | 1..       | 250   | 711   | 12..   | 167       | 981            | 7    | 4    | 4    |  |
| Delta.....        | 822            | 1352  | 75   | 13   | 13       | 23..      | 345   | 952   | 31..   | 139       | 1603           | 28   | 38   | 38   |  |
| Dolores.....      | 66             | 412   | 3    | 2    | 4        | —         | 39    | 436   | —      | 11        | 675            | 3    | —    | —    |  |
| Douglas.....      | 642            | 950   | 16   | —    | —        | 1..       | 486   | 684   | 20..   | 172       | 1047           | 12   | 8    | 8    |  |
| Eagle.....        | 412            | 943   | 6    | 10   | 5        | 2..       | 198   | 705   | 14..   | 53        | 1149           | 15   | 5    | 5    |  |
| Elbert.....       | 626            | 640   | 27   | 4    | 1        | —         | 410   | 650   | 24..   | 273       | 748            | 13   | 6    | 6    |  |
| El Paso.....      | 7755           | 6230  | 336  | 9    | 16       | 65..      | 5745  | 10596 | 43..   | 6245      | 17653          | 412  | 296  | 296  |  |
| Fremont.....      | 2572           | 3094  | 244  | 18   | 77       | 39..      | 1646  | 2393  | 59..   | 637       | 4262           | 120  | 101  | 101  |  |
| Garfield.....     | 826            | 1070  | 17   | 5    | 1        | 9..       | 412   | 1447  | 28..   | 172       | 2058           | 20   | 26   | 26   |  |
| Gilpin.....       | 1371           | 1498  | 86   | 4    | 13       | 22..      | 952   | 1776  | 40..   | 269       | 2531           | 48   | 18   | 18   |  |
| Grand.....        | 171            | 182   | —    | 1    | 1        | —         | 51    | 211   | —      | 12        | 248            | 2    | 1    | 1    |  |
| Gunnison.....     | 945            | 1559  | 37   | 3    | 6        | 3..       | 631   | 1287  | 20..   | 152       | 2266           | 77   | 6    | 6    |  |
| Hinsdale.....     | 280            | 595   | 4    | 2    | —        | —         | 95    | 483   | 5..    | 19        | 637            | 10   | 4    | 4    |  |
| Huerfano.....     | 2277           | 1022  | —    | 1    | 3        | 12..      | 1930  | 800   | 7..    | 928       | 1927           | 9    | 2    | 2    |  |
| Jefferson.....    | 1807           | 2138  | 70   | 4    | 7        | 8..       | 1252  | 2130  | 63..   | 300       | 3177           | 67   | 64   | 64   |  |
| Kiowa.....        | 151            | 144   | —    | 2    | —        | —         | 100   | 145   | 2..    | 133       | 155            | —    | —    | —    |  |
| Kit Carson.....   | 384            | 259   | 13   | 1    | —        | —         | 263   | 176   | 6..    | 252       | 227            | 16   | 8    | 8    |  |
| Lake.....         | 2385           | 4556  | 79   | 45   | 7        | 24..      | 1837  | 3763  | 46..   | 263       | 6576           | 58   | 11   | 11   |  |
| La Plata.....     | 900            | 1844  | 12   | 9    | —        | 5..       | 394   | 1567  | 16..   | 88        | 2723           | 67   | 5    | 5    |  |
| Larimer.....      | 2343           | 2456  | 290  | 15   | 2        | 5..       | 1337  | 1917  | 60..   | 744       | 3180           | 64   | 113  | 113  |  |
| Las Animas.....   | 3832           | 4204  | 56   | 3    | 4        | 9..       | 1890  | 3759  | 64..   | 1124      | 5487           | 43   | 35   | 35   |  |
| Lincoln.....      | 255            | 124   | 2    | —    | —        | —         | 127   | 121   | 10..   | 122       | 269            | 1    | 1    | 1    |  |
| Logan.....        | 594            | 583   | 80   | 16   | 2        | —         | 372   | 412   | 18..   | 231       | 506            | 31   | 32   | 32   |  |
| Mesa.....         | 1317           | 1968  | 137  | 18   | 63       | 13..      | 715   | 1422  | 37..   | 212       | 603            | 15   | 8    | 8    |  |
| Mineral.....      | 208            | 709   | 4    | 1    | —        | 2..       | 190   | 635   | 10..   | 11        | 808            | 19   | 2    | 2    |  |
| Montezuma.....    | 220            | 732   | 5    | 7    | 6        | —         | 69    | 433   | 14..   | 33        | 842            | 4    | 1    | 1    |  |
| Montrose.....     | 658            | 1058  | 50   | 15   | 37       | 36..      | 325   | 759   | 29..   | 182       | 1346           | 25   | 15   | 15   |  |
| Morgan.....       | 723            | 538   | 27   | 13   | 4        | 2..       | 404   | 460   | 33..   | 469       | 2369           | 42   | 93   | 93   |  |
| Otero.....        | 1913           | 2296  | 190  | 1    | 4        | 1..       | 760   | 1326  | 39..   | 424       | 2163           | 20   | 40   | 40   |  |
| Ouray.....        | 610            | 1696  | 6    | 3    | 7        | 21..      | 155   | 1939  | 10..   | 38        | 2188           | 16   | 3    | 3    |  |
| Park.....         | 579            | 950   | 3    | 1    | 3        | —         | 390   | 933   | 30..   | 149       | 1554           | 15   | 6    | 6    |  |
| Phillips.....     | 347            | 275   | 23   | 1    | —        | —         | 138   | 180   | 23..   | 196       | 335            | 2    | 2    | 2    |  |
| Prowers.....      | 458            | 2305  | 6    | 13   | —        | —         | 455   | 1567  | 26..   | 28        | 3770           | 35   | 2    | 2    |  |
| Pueblo.....       | 769            | 633   | 30   | 8    | 2        | 6..       | 433   | 423   | 17..   | 304       | 548            | 14   | 15   | 15   |  |
| Rio Blanco.....   | 6028           | 5737  | 179  | 8    | 42       | 29..      | 3447  | 4275  | 148..  | 1319      | 8376           | 43   | 54   | 54   |  |
| Rio Grande.....   | 276            | 391   | 5    | 2    | —        | 2..       | 92    | 355   | 36..   | 52        | 453            | 15   | 1    | 1    |  |
| Routt.....        | 752            | 1118  | 25   | 10   | 1        | 1..       | 720   | 840   | 32..   | 176       | 1424           | 7    | 21   | 21   |  |
| Routt.....        | 575            | 828   | 7    | 7    | —        | 3..       | 209   | 1005  | 22..   | 122       | 1102           | 22   | 2    | 2    |  |
| Saguache.....     | 731            | 1085  | 8    | 5    | 2        | 4..       | 550   | 857   | 44..   | 175       | 1154           | 36   | 1    | 1    |  |
| San Juan.....     | 362            | 1135  | 2    | 2    | 15       | 6..       | 211   | 1012  | 24..   | 17        | 1594           | 40   | 2    | 2    |  |
| San Miguel.....   | 717            | 1604  | 11   | 3    | 6        | 12..      | 517   | 1232  | 30..   | 87        | 2134           | 61   | 4    | 4    |  |
| Sedgwick.....     | 256            | 163   | 21   | —    | —        | —         | 139   | 74    | —      | 130       | 216            | 1    | 7    | 7    |  |
| Summit.....       | 394            | 967   | 6    | 6    | 2        | 3..       | 127   | 730   | 40..   | 30        | 1323           | 20   | 2    | 2    |  |
| Teller.....       | 4639           | 9559  | 61   | 17   | 16       | 100..     | —     | —     | —      | —         | —              | —    | —    | —    |  |
| Washington.....   | 312            | 191   | 17   | —    | —        | —         | 218   | 159   | 18..   | 230       | 178            | 6    | 14   | 14   |  |



ELECTION RETURNS.

229

|            | McKinley | Bryan  | Woolley | Bark | Mallon | Debs | We'cott | Thomas | Rhodes | McKinley | Bryan  | Bryan | Lever |
|------------|----------|--------|---------|------|--------|------|---------|--------|--------|----------|--------|-------|-------|
| Weld       | 2786     | 3386   | 301     | 10   | 2      | 2    | 1319    | 2594   | 74     | 879      | 4615   | 80    | 95    |
| Yuma       | 316      | 882    | 23      | 2    | —      | 2    | 153     | 248    | 26     | 130      | 441    | 13    | 11    |
| Total      | 93072    | 127738 | 3790    | 389  | 700    | 654  | 51051   | 93972  | 2677   | 26271    | 158674 | 2389  | 1717  |
| Plurality  | 29661    |        |         |      |        |      |         |        |        |          |        |       |       |
| Per cent   | 42.04    | 55.45  | 1.71    | .17  | .31    | .28  | 83.98   | 63.10  | 1.32   | 13.85    | 83.70  | 1.26  | .90   |
| Total vote | 221336   |        |         |      |        |      |         |        |        |          |        |       |       |

\*Dem., S. R., N. S., Peo., S. Pop.

In 1896 Bentley, Nat., received 386 votes and Matchett, S. L., 150 votes for president. In 1888 Elliott, S. L., received 1,569 votes for governor.

FOR REPRESENTATIVES IN CONGRESS, 1900.

1. Counties of Arapahoe, Boulder, Jefferson, Lake, Larimer, Logan, Morgan, Park, Phillips, Sedgwick, Washington, Weld and Yuma.

|                         |        |
|-------------------------|--------|
| R. W. Bonyuge, Rep.     | 41,518 |
| John F. Shafroth, Fus.  | 54,591 |
| S. H. Schellinger, Pro. | 7,924  |
| Charles M. Davis, Fus.  | 320    |
| Joseph Smith, S. L.     | 336    |

2. Counties of Archuleta, Baca, Bent, Chaffee, Cheyenne, Clear Creek, Conejos, Costilla, Custer, Delta, Douglas, Eagle, Elbert, El Paso, Fremont, Garfield, Gilpin, Grand, Gunnison, Hinsdale, Huerafano, Kiowa, Kit Carson, La Plata, Las Animas, Lincoln, Mesa, Montezuma, Montrose, Otero, Ouray, Pitkin, Powers, Pueblo, Rio Blanca, Rio Grande, Routt, Saguache, San Juan, San Miguel, Summit, Teller and Weld.

|                       |        |
|-----------------------|--------|
| H. M. Hogg, Rep.      | 51,293 |
| John C. Bell, Fus.    | 66,421 |
| Wm. H. Leonard, S. D. | 487    |
| Nixon Elliott, S. L.  | 383    |

LEGISLATURE.

|                | Senate. | House. | J. B. |
|----------------|---------|--------|-------|
| Republicans    | 2       | 7      | 9     |
| Teller, SH. R. | 6       | 9      | 15    |
| Democrats      | 19      | 36     | 55    |
| Populists      | 3       | 13     | 21    |

STATE OFFICERS.

(All fusionists.)

Governor—J. B. Orman.  
Lieutenant-Governor—D. C. Coates.  
Secretary of State—D. A. Mills.  
Treasurer—J. N. Chipley.  
Auditor—C. W. Cronley.  
Attorney-General—C. C. Post.  
Sup't Pub. Instruction—Helen L. Greenfel.

CONNECTICUT.

COUNTIES.

| (3)        | —PRESIDENT 1900— |       |      |             | —GOVERNOR 1898— |       |       |       | —PRESIDENT 1896— |        |       |      |      |
|------------|------------------|-------|------|-------------|-----------------|-------|-------|-------|------------------|--------|-------|------|------|
|            | Rep.             | Dem.  | Pro. | S. D. S. L. | Rep.            | Dem.  | Pro.  | S. L. | Rep.             | Dem.   | N. D. | Pro. |      |
| Fairfield  | 21316            | 15450 | 217  | 118         | 225             | 16994 | 13573 | 132   | 477              | 22386  | 12463 | 722  | 222  |
| Hartford   | 22427            | 14488 | 421  | 253         | 257             | 16537 | 11705 | 342   | 841              | 24489  | 9726  | 1195 | 374  |
| Litchfield | 8525             | 4562  | 200  | 3           | 15              | 6508  | 4505  | 173   | 6                | 8365   | 3352  | 596  | 211  |
| Middlesex  | 5002             | 3097  | 121  | —           | —               | 4398  | 3010  | 127   | 24               | 5064   | 2245  | 293  | 156  |
| New Haven  | 27771            | 25349 | 277  | 549         | 302             | 22650 | 21070 | 278   | 1175             | 30261  | 20212 | 832  | 341  |
| New London | 9532             | 6823  | 227  | 29          | 34              | 7895  | 6637  | 250   | 42               | 10081  | 5771  | 259  | 312  |
| Tolland    | 2895             | 1678  | 66   | 77          | 57              | 2600  | 1612  | 76    | 298              | 3576   | 1044  | 278  | 94   |
| Windham    | 4949             | 2590  | 88   | —           | 18              | 4063  | 2115  | 82    | 3                | 5423   | 1927  | 167  | 96   |
| Total      | 102567           | 73997 | 1617 | 1029        | 908             | 81015 | 64227 | 1460  | 2896             | 110285 | 56740 | 4284 | 1908 |
| Plurality  | 28570            |       |      |             |                 |       |       |       |                  |        |       |      |      |
| Per cent   | 56.94            | 41.02 | .89  | .58         | .49             | 54.16 | 42.93 | .91   | 1.91             | 63.24  | 32.54 | 2.48 | 1.04 |
| Scattering | 180118           |       |      |             |                 |       |       |       |                  |        |       |      |      |
| Total vote | 149581           |       |      |             |                 |       |       |       |                  |        |       |      |      |

In 1896, Matchett, S. L., received 1,223 votes for president.

FOR REPRESENTATIVES IN CONGRESS, 1900.

1. Counties of Hartford and Tolland, including cities of Hartford, New Britain and Parkville.

|   |        |
|---|--------|
| E. S. Henry, Rep.                       | 25,048 |
| J. P. Tuttle, Dem.                      | 16,836 |
| Bartholomew, Pro.                       | 476    |
| Doyle, S. D.                            | 344    |
| Tourtelotte, S. L.                      | 307    |
| 2. Counties of Middlesex and New Haven. |        |
| Nehemiah D. Sperry, Rep.                | 33,205 |
| Oliver Gildersleeve, Dem.               | 28,349 |
| Kerr, Pro.                              | 369    |
| Bearholter, S. D.                       | 537    |
| Grant, S. L.                            | 289    |
| 3. Counties of New London and Windham.  |        |
| Charles A. Russell, Rep.                | 14,727 |
| J. H. Potter, Dem.                      | 9,284  |
| Smith, Pro.                             | 301    |

|  |        |
|--|--------|
| Dorkin, S. D.                            | 32     |
| Helbel, S. L.                            | 46     |
| 4. Counties of Fairfield and Litchfield. |        |
| E. J. Hill, Rep.                         | 29,579 |
| Charles P. Lyman, Dem.                   | 20,520 |
| Beardsley, Pro                           | 403    |
| Scott, S. D.                             | 124    |
| Harris, S. L.                            | 225    |

LEGISLATURE.

|             | Senate. | House. | J. B. |
|-------------|---------|--------|-------|
| Republicans | 22      | 201    | 223   |
| Democrats   | 2       | 54     | 56    |

STATE OFFICERS.

(All republicans.)

Governor—George P. McLean.  
Lieutenant-Governor—E. O. Keeler.  
Secretary of State—C. G. R. Vinal.  
Treasurer—H. H. Gallup.  
Comptroller—Abram Chamberlain.

DELAWARE.

COUNTIES.

| (3)        | —PRESIDENT 1900— |       |      |       | —TREASURER '98— |       |            |       | —PRES. 1896— |       |       |      |  |
|------------|------------------|-------|------|-------|-----------------|-------|------------|-------|--------------|-------|-------|------|--|
|            | Rep.             | Dem.  | Pro. | S. D. | Rep.            | Dem.  | S. T. Pro. | Ball. | Rep.         | Dem.  | N. D. | Pro. |  |
| Kent       | 3929             | 3856  | 108  | 4     | 3557            | 3221  | 155        | 75    | —            | —     | —     | —    |  |
| New Castle | 13642            | 10640 | 297  | 53    | 9749            | 8260  | 725        | 234   | 12293        | 9632  | 778   | 233  |  |
| Sussex     | 4958             | 4362  | 133  | —     | 4243            | 3330  | 55         | 145   | 4541         | 3792  | 99    | 122  |  |
| Total      | 22529            | 18858 | 538  | 57    | 17549           | 14811 | 935        | 454   | 16804        | 13424 | 877   | 355  |  |
| Plurality  | 3671             |       |      |       |                 |       |            |       |              |       |       |      |  |
| Per cent   | 53.67            | 44.92 | .013 | .0015 | .52             | 43.88 | 2.79       | 1.38  | 53.41        | 42.67 | 2.79  | 1.13 |  |
| Total vote | 41992            |       |      |       |                 |       |            |       |              |       |       |      |  |

FOR REPRESENTATIVES IN CONGRESS, 1900.

To Fill Vacancy—

|                               |        |
|-------------------------------|--------|
| Walter O. Hoffecker, Rep..... | 21,713 |
| Edward Fowler, Dem.....       | 18,208 |
| Lewis M. Price, Pro.....      | 537    |
| John J. Mettler, S. D.....    | 53     |

Fifty-Seventh Congress—

|                           |        |
|---------------------------|--------|
| L. Heisler Ball, Rep..... | 21,711 |
| Alex. M. Daly, Dem.....   | 18,529 |
| L. W. Brosius, Pro.....   | 539    |
| N. Shtofman, S. D.....    | 52     |

LEGISLATURE.

|                   |         |        |      |
|-------------------|---------|--------|------|
|                   | Senate. | House. | J.B. |
| Republicans ..... | 9       | 20     | 29   |
| Democrats .....   | 8       | 15     | 23   |

STATE OFFICERS.  
(All republicans.)

Governor—John Hunn.  
Lieutenant-Governor—Philip L. Cannon.  
Attorney-General—Herbert H. Ward.  
Insurance Commissioner—Geo. W. Marshall.  
Treasurer—M. B. Burris.  
Auditor—P. B. Norman, Jr.

FLORIDA.

| COUNTIES.<br>(45) | PRESIDENT 1900 |       |         |               | Treas. '98 |           | PRESIDENT 1896 |       |       |                |      |      |
|-------------------|----------------|-------|---------|---------------|------------|-----------|----------------|-------|-------|----------------|------|------|
|                   | Rep.           | Dem.  | Pro.    | Peo.S.D.      | Rep.       | Dem.      | Rep.           | Dem.  | Pop.  | Pro.N.D.       |      |      |
|                   | McKinley       | Bryan | Woolley | Barker, Debs. | Gay        | Whitfield | McKinley       | Bryan | Bryan | Lever's Palm'r |      |      |
| Alachua.....      | 334            | 1346  | 17      | 50            | 9..        | 273       | 1020..         | 645   | 1517  | 28             | 11   | 44   |
| Baker.....        | 112            | 198   | 16      | 8             | 3..        | 61        | 149..          | 33    | 182   | 65             | 14   | 2    |
| Bradford.....     | 276            | 734   | 101     | 21            | 13..       | 102       | 405..          | 176   | 750   | 86             | 16   | 53   |
| Brevard.....      | 121            | 513   | 44      | 18            | 2..        | 132       | 436..          | 357   | 490   | 15             | 17   | 43   |
| Calhoun.....      | 54             | 196   | 30      | 28            | 3..        | 37        | 121..          | 52    | 152   | 23             | 3    | 26   |
| Citrus.....       | 15             | 431   | 18      | 1             | —          | 7         | 214..          | 35    | 327   | 20             | 16   | 12   |
| Clay.....         | 91             | 808   | 8       | 19            | 7..        | 101       | 221..          | 230   | 333   | 22             | 6    | 20   |
| Columbia.....     | 252            | 663   | 15      | 44            | 6..        | 61        | 545..          | 228   | 750   | 18             | 16   | 30   |
| Dade.....         | 339            | 806   | 100     | 54            | 16..       | 156       | 408..          | 368   | 369   | 3              | 14   | 38   |
| DeSoto.....       | 123            | 526   | 27      | 32            | 105..      | 174       | 373..          | 183   | 515   | 135            | 19   | 24   |
| Duval.....        | 773            | 1857  | 24      | 103           | 31..       | 164       | 1067..         | 1462  | 1832  | 51             | 16   | 133  |
| Escambia.....     | 348            | 1435  | 346     | 30            | 13..       | 76        | 964..          | 233   | 1254  | 31             | 12   | 818  |
| Franklin.....     | 148            | 234   | 25      | 13            | 3..        | 61        | 211..          | 146   | 286   | 8              | 3    | 13   |
| Gadsden.....      | 39             | 684   | —       | 4             | —          | 4         | 663..          | 66    | 57    | 20             | 9    | 24   |
| Hamilton.....     | 96             | 322   | 38      | 13            | 14..       | 26        | 315..          | 74    | 500   | 33             | 31   | 18   |
| Hernando.....     | 20             | 252   | 10      | 5             | 1..        | 2         | 139..          | 37    | 208   | 23             | 4    | 6    |
| Hillsboro.....    | 344            | 2257  | 514     | 36            | 89..       | 150       | 1932..         | 584   | 2115  | 65             | 48   | 87   |
| Holmes.....       | 64             | 339   | 46      | 8             | 4..        | 35        | 277..          | 51    | 309   | 87             | 8    | 19   |
| Jackson.....      | 210            | 978   | 14      | 53            | 24..       | 99        | 749..          | 285   | 1238  | 47             | 11   | 33   |
| Jefferson.....    | 117            | 711   | 4       | 6             | —          | 55        | 683..          | 242   | 1894  | 15             | 18   | 18   |
| Lafayette.....    | 24             | 326   | 13      | 6             | —          | 19        | 202..          | 13    | 354   | 3              | 12   | 4    |
| Lake.....         | 143            | 492   | 41      | 17            | 2..        | 149       | 466..          | 302   | 850   | 20             | 14   | 54   |
| Lee.....          | 38             | 278   | 20      | 2             | 3..        | 36        | 227..          | 74    | 212   | 10             | 1    | 15   |
| Leon.....         | 160            | 932   | 43      | 21            | 3..        | 23        | 1239..         | 247   | 1270  | 28             | 21   | 26   |
| Levy.....         | 83             | 383   | 4       | 23            | 2..        | 28        | 274..          | 115   | 434   | 49             | 10   | 20   |
| Liberty.....      | 8              | 127   | 6       | 1             | —          | 13        | 142..          | 42    | 108   | 7              | 3    | 27   |
| Madison.....      | 44             | 444   | 83      | 7             | 12..       | 39        | 325..          | 144   | 872   | 13             | 12   | 25   |
| Manatee.....      | 63             | 535   | 42      | 9             | 42..       | 24        | 226..          | 135   | 405   | 75             | 9    | 11   |
| Marion.....       | 264            | 1132  | 32      | 52            | 19..       | 287       | 770..          | 480   | 1107  | 123            | 32   | 129  |
| Monroe.....       | 254            | 747   | 56      | 50            | 22..       | 70        | 285..          | 369   | 337   | 55             | 26   | 59   |
| Nassau.....       | 149            | 441   | 11      | 17            | 5..        | 35        | 347..          | 310   | 508   | 64             | 14   | 60   |
| Orange.....       | 402            | 857   | 52      | 56            | 18..       | 170       | 479..          | 565   | 1045  | 41             | 15   | 74   |
| Oseola.....       | 42             | 266   | 47      | 11            | 6..        | 21        | 202..          | 118   | 242   | 32             | 14   | 4    |
| Pasco.....        | 35             | 492   | 43      | 14            | —          | 27        | 311..          | 70    | 456   | 26             | 4    | 6    |
| Polk.....         | 148            | 983   | 9       | 24            | 86..       | 103       | 704..          | 279   | 962   | 193            | 17   | 64   |
| Putnam.....       | 250            | 648   | 56      | 24            | 17..       | 507       | 681..          | 816   | 934   | 36             | 36   | 52   |
| Saint John.....   | 234            | 764   | 15      | 53            | 11..       | 141       | 456..          | 431   | 680   | 14             | 25   | 25   |
| Santa Rosa.....   | 80             | 519   | 8       | 14            | 8..        | 45        | 367..          | 50    | 527   | 34             | 25   | 13   |
| Sumter.....       | 53             | 343   | 8       | 14            | 2..        | 40        | 216..          | 89    | 441   | 83             | 8    | 28   |
| Suwanee.....      | 153            | 677   | 76      | 34            | 5..        | 47        | 371..          | 196   | 881   | 24             | 10   | 29   |
| Taylor.....       | 105            | 253   | 5       | 53            | —          | 15        | 115..          | 31    | 179   | 76             | 2    | 6    |
| Volusia.....      | 255            | 755   | 60      | 40            | 13..       | 210       | 674..          | 635   | 682   | 71             | 36   | 42   |
| Wakulla.....      | 10             | 254   | 32      | 4             | —          | 4         | 273..          | 35    | 650   | 20             | 2    | —    |
| Walton.....       | 140            | 382   | 30      | 11            | —          | 53        | 333..          | 129   | 641   | 53             | 7    | 11   |
| Washington.....   | 287            | 387   | 55      | 44            | 12..       | 82        | 201..          | 143   | 298   | 68             | 9    | 33   |
| Total.....        | 7419           | 23260 | 2239    | 1133          | 601..      | 3999      | 20788..        | 11288 | 30683 | 2053           | 654  | 1778 |
| Plurality.....    | 20841          |       |         |               |            |           | 16789..        |       | 21448 |                |      |      |
| Per cent.....     | 19.12          | 71.06 | 5.76    | 2.47          | 1.58..     | 16.13     | 83.87..        | 24.21 | 66.32 | 4.35           | 1.34 | 3.78 |
| Total vote.....   |                | 39642 |         |               |            |           | 24787          |       | 46461 |                |      |      |

FOR REPRESENTATIVES IN CONGRESS, 1900.

1. The counties of Calhoun, Citrus, DeSoto, Escambia, Franklin, Gadsden, Hernando, Hillsboro, Holmes, Jackson, Jefferson, Lafayette, Lee, Leon, Levy, Liberty, Manatee, Monroe, Pasco, Polk, Santa Rosa, Taylor, Wakulla, Walton and Washington.

G. B. Patterson, Rep..... 2,005  
Stephen M. Sparkman, Dem..... 13,440

2. The counties of Alachua, Baker, Brevard, Bradford, Clay, Columbia, Dade, Duval, Hamilton, Lake, Madison, Marion, Nassau, Orange, Oseola, Putnam, Saint John, Sumter, Suwanee and Volusia.

John M. Cheney, Rep..... 3,249  
Robert W. Davis, Dem..... 13,011

STATE OFFICERS.  
(All democrats.)

Governor—William S. Jennings.  
Secretary of State—John L. Crawford.  
Attorney-General—William B. Lamar.  
Comptroller—W. H. Reynolds.  
Treasurer—J. B. Whitfield.  
Supt of Public Instruction—W. N. Sheats.  
Commissioner of Agriculture—B. E. McLean.  
Legislature—All democrats.

ELECTION RETURNS.

GEORGIA.

| COUNTIES.<br>(137) | PRESIDENT 1900 |        |          |         | GOV. 1898 |         | PRESIDENT 1896 |        |        |         | GOV. 1896 |         |
|--------------------|----------------|--------|----------|---------|-----------|---------|----------------|--------|--------|---------|-----------|---------|
|                    | Rep.           | Dem.   | Pro.     | Peo.    | Dem.      | Peo.    | Rep.           | Dem.   | Pro.   | G.D.    | Dem.      | Peo.    |
|                    | McKinley.      | Bryan. | Woolley. | Barker. | Candler.  | Horton. | McKinley.      | Bryan. | Lover. | Palmer. | Atkinson. | Wright. |
| Appling.....       | 446            | 477    | 20       | 4.      | 606       | 652.    | 488            | —      | 5.     | —       | —         | 831     |
| Baker.....         | 87             | 478    | —        | 1.      | 418       | 21.     | 62             | 527    | 3      | 1.      | —         | 618     |
| Baldwin.....       | 76             | 500    | 4        | 35.     | 1041      | 601.    | 410            | 516    | 38     | 10.     | —         | 623     |
| Banks.....         | 269            | 402    | 15       | 110.    | 746       | 754.    | 389            | 579    | 60     | 11.     | —         | 834     |
| Bartow.....        | 823            | 891    | 28       | 33.     | 1263      | 483.    | 808            | 1026   | 31     | 21.     | —         | 1295    |
| Berrien.....       | 101            | 509    | 11       | 10.     | 502       | 131.    | 250            | 606    | 36     | 29.     | —         | 813     |
| Bibb.....          | 250            | 1876   | 33       | 1.      | 418       | 12.     | 670            | 1854   | 134    | 991.    | —         | 1340    |
| Brooks.....        | 103            | 429    | 8        | 19.     | 490       | 84.     | 423            | 528    | 55     | 18.     | —         | 669     |
| Bryan.....         | 165            | 246    | 6        | 1.      | 533       | 15.     | 171            | 259    | 3      | 6.      | —         | 478     |
| Bulloch.....       | 178            | 767    | 16       | 10.     | 1604      | 1144.   | 511            | 1042   | 40     | 9.      | —         | 1345    |
| Burke.....         | 157            | 620    | 3        | —       | 753       | 24.     | 193            | 1414   | 4      | 10.     | —         | 1070    |
| Butts.....         | 104            | 583    | 10       | 20.     | 961       | 72.     | 317            | 586    | 75     | —       | —         | 804     |
| Calhoun.....       | 97             | 289    | 4        | 13.     | 218       | 87.     | 5              | 406    | —      | 7.      | —         | 282     |
| Cambden.....       | 210            | 850    | 16       | 64.     | 250       | 94.     | 209            | 130    | 5      | 27.     | —         | 312     |
| Campbell.....      | 233            | 830    | —        | —       | 774       | 435.    | 377            | 434    | 42     | 5.      | —         | 730     |
| Carroll.....       | 637            | 1270   | —        | —       | 1525      | 893.    | 733            | 1430   | 71     | 8.      | —         | 1794    |
| Catoosa.....       | 184            | 899    | 15       | 8.      | 681       | 124.    | 161            | 557    | 25     | 8.      | —         | 488     |
| Charlton.....      | 64             | 168    | 1        | 1.      | 330       | 21.     | —              | —      | —      | —       | —         | 208     |
| Chatham.....       | 916            | 3352   | 7        | 4.      | 2082      | 17.     | 1697           | 2506   | 2      | 516.    | —         | 5165    |
| Chattahoochee..... | 117            | 114    | 1        | 16.     | 498       | 330.    | 349            | 157    | 6      | —       | —         | 492     |
| Chattanooga.....   | 440            | 601    | 19       | 19.     | 1520      | 236.    | 500            | 911    | 46     | 11.     | —         | 1087    |
| Cherokee.....      | 550            | 535    | 16       | 42.     | 1318      | 909.    | 702            | 712    | 2      | —       | —         | 1136    |
| Clarke.....        | 199            | 672    | 4        | 34.     | 760       | 223.    | 419            | 707    | 19     | 30.     | —         | 671     |
| Clay.....          | 81             | 271    | 3        | 26.     | 647       | 337.    | 534            | 240    | 70     | 9.      | —         | 598     |
| Clayton.....       | 179            | 346    | 7        | 27.     | 949       | 548.    | 472            | 516    | 24     | 5.      | —         | 779     |
| Clinch.....        | 203            | 290    | 3        | —       | 481       | 310.    | 212            | 257    | 5      | 10.     | —         | 481     |
| Cobb.....          | 311            | 1156   | 39       | 70.     | 1538      | 565.    | 758            | 1387   | 79     | 14.     | —         | 1618    |
| Coffee.....        | 614            | 402    | —        | —       | 312       | 211.    | 873            | 428    | 38     | —       | —         | 504     |
| Colquitt.....      | 42             | 310    | 9        | 2.      | 312       | 211.    | 135            | 361    | 62     | 39.     | —         | 461     |
| Columbia.....      | 42             | 215    | 7        | 4.      | 502       | 662.    | 401            | 192    | 10     | 3.      | —         | 236     |
| Coweta.....        | 232            | 1063   | 1        | 6.      | 1052      | 120.    | 571            | 1196   | 23     | 2.      | —         | 1521    |
| Crawford.....      | 30             | 344    | 7        | 17.     | 265       | 23.     | 62             | 367    | 16     | —       | —         | 619     |
| Dade.....          | 78             | 235    | 9        | 21.     | 449       | 8.      | 110            | 325    | 17     | 72.     | —         | 849     |
| Dawson.....        | 194            | 224    | 4        | 1.      | 461       | 215.    | 290            | 324    | 13     | —       | —         | 470     |
| Decatur.....       | 260            | 1007   | 6        | 102.    | 1425      | 584.    | 700            | 972    | 57     | 20.     | —         | 1318    |
| DeKalb.....        | 216            | 756    | 27       | 46.     | 1255      | 433.    | 439            | 815    | 62     | 37.     | —         | 940     |
| Dodge.....         | 211            | 541    | 3        | 3.      | 986       | 99.     | 315            | 568    | 57     | 12.     | —         | 999     |
| Dooley.....        | 3              | 720    | 104      | 22.     | 421       | 52.     | 365            | 956    | 68     | 2.      | —         | 1037    |
| Dougherty.....     | 29             | 360    | 3        | —       | 226       | 3.      | 120            | 404    | 1      | 5.      | —         | 362     |
| Douglas.....       | 300            | 845    | 16       | 77.     | 762       | 594.    | 641            | 463    | 17     | —       | —         | 945     |
| Early.....         | 42             | 355    | 3        | 41.     | 985       | 550.    | 336            | 591    | 45     | 43.     | —         | 851     |
| Echols.....        | 38             | 130    | —        | —       | 310       | 23.     | 52             | 174    | 1      | —       | —         | 404     |
| Effingham.....     | 65             | 387    | 2        | 8.      | 371       | 134.    | 209            | 372    | 22     | 14.     | —         | 499     |
| Elbert.....        | 7              | 782    | 14       | 33.     | 1968      | 303.    | 155            | 134    | 96     | 15.     | —         | 1571    |
| Emanuel.....       | 444            | 513    | 11       | 111.    | 1655      | 1177.   | 507            | 630    | 112    | 26.     | —         | 1435    |
| Fannin.....        | 397            | 533    | —        | —       | 653       | 63.     | 920            | 507    | 4      | —       | —         | 612     |
| Fayette.....       | 141            | 471    | 7        | 17.     | 844       | 255.    | 345            | 562    | 59     | 2.      | —         | 942     |
| Floyd.....         | 638            | 1450   | 16       | 31.     | 1434      | 172.    | 1117           | 2150   | 23     | 64.     | —         | 1747    |
| Forsyth.....       | 270            | 318    | 9        | 38.     | 772       | 384.    | 259            | 483    | 29     | —       | —         | 414     |
| Franklin.....      | 176            | 530    | 19       | 237.    | 1005      | 1104.   | 392            | 569    | 64     | 6.      | —         | 1093    |
| Fulton.....        | 1676           | 5075   | 67       | 8.      | 4020      | 236.    | 3005           | 4504   | 150    | 241.    | —         | 3879    |
| Gilmer.....        | 493            | 502    | —        | —       | 1198      | 15.     | 503            | 706    | —      | —       | —         | 955     |
| Glascock.....      | 62             | 157    | 14       | 10.     | 318       | 395.    | 122            | 154    | 58     | 2.      | —         | 163     |
| Glynn.....         | 254            | 674    | 4        | 6.      | 1468      | 475.    | 353            | 592    | 8      | 22.     | —         | 612     |
| Gordon.....        | 504            | 637    | 14       | 48.     | 1091      | 483.    | 528            | 875    | 27     | 1.      | —         | 429     |
| Greene.....        | 303            | 493    | 12       | 7.      | 1245      | 1047.   | 910            | 575    | 59     | 9.      | —         | 449     |
| Gwinnett.....      | 373            | 1052   | 33       | 200.    | 1721      | 1280.   | 773            | 1250   | 115    | 23.     | —         | 1839    |
| Habersham.....     | 218            | 589    | 40       | 32.     | 681       | 243.    | 242            | 782    | 57     | 8.      | —         | 915     |
| Hall.....          | 262            | 880    | 33       | 31.     | 1692      | 768.    | 582            | 1134   | 107    | 25.     | —         | 1420    |
| Hancock.....       | 16             | 526    | 7        | 3.      | 362       | 62.     | 122            | 952    | 37     | —       | —         | 682     |
| Haralson.....      | 666            | 458    | 16       | 67.     | 758       | 748.    | 686            | 469    | 32     | 1.      | —         | 671     |
| Harris.....        | 422            | 636    | 5        | 47.     | 951       | 463.    | 402            | 919    | 39     | —       | —         | 1019    |
| Hart.....          | 185            | 659    | 18       | 29.     | 1062      | 856.    | 539            | 738    | 91     | 5.      | —         | 985     |
| Heard.....         | 32             | 548    | 4        | 2.      | 620       | 113.    | 138            | 620    | 11     | 2.      | —         | 946     |
| Henry.....         | 378            | 639    | 1        | 51.     | 1285      | 913.    | 568            | 639    | 63     | 15.     | —         | 1228    |
| Houston.....       | 81             | 738    | 6        | 4.      | 370       | 6.      | 192            | 375    | —      | —       | —         | 735     |
| Irwin.....         | 583            | 700    | 17       | 2.      | 2509      | 62.     | 486            | 626    | 15     | 8.      | —         | 1055    |
| Jackson.....       | 477            | 836    | 14       | 302.    | 2222      | 1360.   | 700            | 1205   | 266    | 27.     | —         | 1946    |
| Jasper.....        | 32             | 630    | 5        | 6.      | 1041      | 610.    | 110            | 628    | 2      | 8.      | —         | 529     |
| Jefferson.....     | 128            | 334    | 14       | 9.      | 820       | 849.    | 223            | 541    | 148    | 18.     | —         | 1137    |
| Johnson.....       | 321            | 276    | 16       | 50.     | 814       | 903.    | 239            | 213    | 21     | —       | —         | 661     |
| Jones.....         | 165            | 408    | 3        | 9.      | 308       | 29.     | 377            | 521    | 9      | 5.      | —         | 961     |
| Laurens.....       | 385            | 942    | 14       | 152.    | 1660      | 1141.   | 514            | 570    | 65     | —       | —         | 1165    |
| Lee.....           | 149            | 269    | 3        | 2.      | 155       | 6.      | 163            | 285    | —      | —       | —         | 277     |
| Liberty.....       | 304            | 248    | 4        | 37.     | 353       | 335.    | 646            | 237    | —      | 8.      | —         | 697     |
| Lincoln.....       | 4              | 178    | 9        | 29.     | 246       | 631.    | 73             | 239    | 78     | —       | —         | 211     |
| Lowndes.....       | 277            | 444    | 13       | 5.      | 778       | 535.    | 536            | 686    | —      | 53.     | —         | 788     |
| Lumpkin.....       | 308            | 410    | 3        | —       | 691       | 170.    | 456            | 496    | 5      | 4.      | —         | 500     |
| Macon.....         | 182            | 464    | 14       | 24.     | 355       | 64.     | 286            | 511    | 52     | 19.     | —         | 718     |
| Madison.....       | 66             | 754    | 5        | 9.      | 1061      | 295.    | 141            | 672    | —      | 17.     | —         | 918     |

|             | McKInl.y | Bry.n | Woolley | Barker | Candler | Hogan  | McKinley | Bryan | Lever's | Palmer | Atkinson | Wright |
|-------------|----------|-------|---------|--------|---------|--------|----------|-------|---------|--------|----------|--------|
| Marion      | 116      | 280   | 2       | 31..   | 751     | 554..  | 409      | 223   | 32      | 6..    | 657      | 724    |
| McDuffie    | 289      | 178   | —       | —..    | 294     | 491..  | 401      | 138   | 31      | 21..   | 190      | 690    |
| McIntosh    | 211      | 259   | 12      | 18..   | 230     | 61..   | 538      | 234   | 9       | 19..   | 543      | 80     |
| Merriwether | 294      | 74    | 17      | 31..   | 1454    | 789..  | 946      | 991   | 91      | 11..   | 1674     | 1082   |
| Miller      | 16       | 183   | 3       | 25..   | 530     | 218..  | 55       | 315   | 20      | 1..    | 530      | 227    |
| Milton      | 116      | 308   | 3       | 59..   | 735     | 474..  | 227      | 423   | 26      | 4..    | 680      | 570    |
| Mitchell    | 274      | 465   | 6       | —..    | 1063    | 218..  | 263      | 437   | 65      | 31..   | 740      | 435    |
| Monroe      | 42       | 810   | —       | 8..    | 813     | 287..  | 419      | 729   | 129     | 14..   | 993      | 750    |
| Montgomery  | 232      | 608   | 5       | —..    | 1139    | 475..  | 441      | 503   | 28      | 10..   | 809      | 612    |
| Morgan      | 222      | 484   | 6       | 15..   | 1086    | 295..  | 819      | 629   | 41      | 4..    | 1654     | 673    |
| Murray      | 390      | 361   | 5       | 73..   | 750     | 423..  | 323      | 557   | 12      | —..    | 779      | 483    |
| Muscogee    | 272      | 1245  | 3       | —..    | 866     | 15..   | 501      | 1365  | 25      | 108..  | 1176     | 428    |
| Newton      | 294      | 730   | 5       | 18..   | 903     | 182..  | 580      | 973   | 29      | 27..   | 829      | 271    |
| Oconee      | 148      | 251   | 13      | 33..   | 448     | 613..  | 358      | 330   | 1       | —..    | 548      | 756    |
| Oglethorpe  | 20       | 625   | 7       | 9..    | 2227    | 141..  | 106      | 1242  | 53      | 7..    | 1352     | 391    |
| Paulding    | 609      | 496   | 4       | 215..  | 1080    | 971..  | 552      | 627   | 58      | 3..    | 1111     | 1006   |
| Pickens     | 559      | 235   | 4       | 6..    | 449     | 108..  | 636      | 458   | —       | —..    | 583      | 305    |
| Pierce      | 200      | 267   | 4       | 10..   | 355     | 263..  | 215      | 329   | 35      | 42..   | 487      | 373    |
| Polk        | 163      | 759   | 14      | 20..   | 1029    | 564..  | 724      | 890   | 69      | 27..   | 1050     | 908    |
| Polk        | 1019     | 430   | 17      | 21..   | 1294    | 628..  | 810      | 567   | 13      | 35..   | 890      | 914    |
| Pulaski     | 28       | 631   | 6       | 8..    | 948     | 5..    | 132      | 755   | 16      | 11..   | 641      | 248    |
| Putnam      | 8        | 331   | 6       | —..    | 260     | 5..    | 2        | 433   | 19      | 15..   | 372      | 53     |
| Quitman     | 84       | 173   | 1       | 2..    | 348     | 79..   | 280      | 181   | 19      | —..    | 283      | 347    |
| Rabun       | 70       | 244   | 1       | —..    | 639     | 59..   | 101      | 404   | 5       | 7..    | 751      | 100    |
| Randolph    | 108      | 602   | —       | 19..   | 710     | 151..  | 884      | 627   | 49      | 21..   | 622      | 312    |
| Richmond    | 215      | 2045  | 13      | 29..   | 1117    | 173..  | 1698     | 3716  | 96      | 134..  | 4618     | 1127   |
| Rockdale    | 184      | 393   | 2       | 52..   | 641     | 377..  | 483      | 473   | 10      | 10..   | 635      | 482    |
| Schley      | 163      | 221   | 2       | 44..   | 409     | 255..  | 327      | 266   | 10      | —..    | 561      | 226    |
| Screven     | 376      | 488   | 10      | 133..  | 1341    | 1245.. | 542      | 585   | 75      | —..    | 1057     | 1256   |
| Spalding    | 82       | 782   | 3       | —..    | 439     | 15..   | 239      | 612   | 13      | 26..   | 748      | 203    |
| Stewart     | 170      | 471   | 4       | 7..    | 573     | 90..   | 213      | 635   | 13      | 11..   | 712      | 376    |
| Sumter      | 216      | 780   | 2       | 8..    | 672     | 116..  | 371      | 1094  | 28      | 25..   | 868      | 418    |
| Talbot      | 107      | 405   | 1       | 11..   | 397     | 55..   | 156      | 472   | 14      | 6..    | 531      | 277    |
| Tallafarro  | 100      | 216   | 13      | 60..   | 484     | 418..  | 261      | 221   | 52      | 2..    | 234      | 501    |
| Tattnall    | 611      | 733   | 20      | 106..  | 1459    | 1248.. | 600      | 517   | 85      | 68..   | 1147     | 1116   |
| Taylor      | 79       | 238   | 3       | 4..    | 203     | 278..  | 309      | 257   | 30      | 2..    | 361      | 546    |
| Telfair     | 122      | 563   | 14      | —..    | 1271    | 43..   | 350      | 580   | 54      | 1..    | 1239     | 242    |
| Terrell     | 213      | 679   | 9       | 25..   | 555     | 93..   | 467      | 309   | 54      | 9..    | 690      | 393    |
| Thomas      | 432      | 1146  | 13      | 19..   | 919     | 423..  | 620      | 600   | 75      | 129..  | 823      | 796    |
| Towns       | 326      | 295   | 4       | 4..    | 297     | 27..   | 299      | 340   | —       | —..    | 419      | 162    |
| Troup       | 60       | 837   | 4       | 29..   | 514     | 91..   | 199      | 878   | 22      | 3..    | 781      | 393    |
| Twiggs      | 56       | 321   | 2       | —..    | 1856    | 80..   | 123      | 397   | —       | —..    | 702      | 139    |
| Union       | 397      | 417   | 4       | 25..   | 592     | 185..  | 419      | 560   | 20      | —..    | 687      | 374    |
| Upson       | 133      | 463   | 8       | 173..  | 690     | 282..  | 498      | 591   | 35      | 1..    | 813      | 732    |
| Walker      | 566      | 752   | 11      | 43..   | 887     | 163..  | 569      | 1045  | 26      | 19..   | 1052     | 736    |
| Walton      | 385      | 836   | 14      | 108..  | 1610    | 843..  | 726      | 1001  | 34      | 19..   | 1757     | 994    |
| Ware        | 107      | 601   | —       | —..    | 694     | 110..  | 330      | 545   | 15      | 24..   | 538      | 855    |
| Warren      | 230      | 317   | 11      | 73..   | 334     | 415..  | 458      | 279   | 126     | —..    | 227      | 937    |
| Washington  | 252      | 720   | 28      | 82..   | 1786    | 1246.. | 1023     | 925   | 64      | 11..   | 1514     | 1375   |
| Wayne       | 213      | 363   | 9       | 20..   | 471     | 338..  | 266      | 477   | 29      | —..    | 500      | 590    |
| Webster     | 66       | 204   | —       | 1..    | 447     | 75..   | 191      | 246   | —       | 3..    | 355      | 246    |
| White       | 100      | 191   | 18      | 21..   | 490     | 353..  | 159      | 274   | 26      | 5..    | 373      | 504    |
| Whitfield   | 412      | 587   | 18      | 106..  | 930     | 484..  | 494      | 557   | 56      | 33..   | 730      | 731    |
| Wilcox      | 228      | 407   | 2       | 2..    | 1215    | 90..   | 145      | 523   | 5       | 7..    | 383      | 28     |
| Wilkes      | 4        | 581   | 5       | 57..   | 934     | 373..  | 104      | 1063  | 100     | 35..   | 1222     | 533    |
| Wilkinson   | 184      | 422   | 5       | 10..   | 735     | 475..  | 476      | 610   | 9       | 2..    | 934      | 656    |
| Worth       | 430      | 569   | 22      | 20..   | 900     | 244..  | 447      | 523   | 91      | 13..   | 784      | 892    |

|             |       |        |      |        |        |         |       |        |      |        |        |       |
|-------------|-------|--------|------|--------|--------|---------|-------|--------|------|--------|--------|-------|
| Total       | 35035 | 81700  | 1396 | 4584.. | 118557 | 51580.. | 60061 | 94232  | 5543 | 2708.. | 120827 | 85832 |
| Plurality   | 46965 | —      | —    | —      | 69377  | —       | —     | 54141  | —    | —      | 34935  | —     |
| Percent     | 28.54 | 66.56  | 1.14 | 3.74.. | 69.63  | 30.32.. | 36.85 | 57.78  | 3.39 | 1.66.. | 58.47  | 41.53 |
| Scatter'g.  | —     | —      | —    | —      | —      | —       | —     | 487    | —    | —      | —      | —     |
| Total vote. | —     | 122715 | —    | —      | —      | 170137  | —     | 163961 | —    | —      | 206659 | —     |

FOR REPRESENTATIVES IN CONGRESS, 1900.

- The counties of McIntosh, Liberty, Bryan, Chatham, Tattnall, Bullock, Effingham, Screven, Emanuel and Burke.
  - Rufus E. Lester, Dem. 7,272
  - W. R. Leaken, Pop. 4,098
- The counties of Thomas, Decatur, Berrien, Colquitt, Worth, Mitchell, Miller, Baker, Early, Calhoun, Dougherty, Clay, Terrell, Randolph and Quitman.
  - J. M. Griggs, Dem. 7,299
- The counties of Wilcox, Pulaski, Twiggs, Houston, Dooley, Lee, Sumter, Macon, Crawford, Taylor, Schley, Webster and Stewart.
  - E. B. Lewis, Dem. 6,119
- The counties of Marion, Chattahoochee, Muscogee, Talbot, Harris, Meriwether, Troup, Coweta, Heard and Carroll.
  - W. C. Adamson, Dem. 7,234
  - A. H. Freeman, Pop. 2,238
- The counties of Johnson, Laurens, Dodge, Montgomery, Telfair, Irwin, Appling, Coffee, Pierce, Wayne, Glynn, Camden, Charlton, Ware, Clinch and Echols.
  - L. F. Livingston, Dem. 8,328
  - C. I. Branan, Ind. Dem. 2,685
- The counties of Baldwin, Jones, Bibb, Monroe, Butts, Henry, Spalding, Pike and Upson.
  - C. I. Bartlett, Dem. 7,375
  - J. T. Dickey, Pop. 449
- The counties of Cobb, Paulding, Haralson, Polk, Floyd, Barton, Gordon, Chattocga, Murray, Whitfield, Catoosa, Dade and Walker.
  - J. W. Maddox, Dem. 9,113
  - S. J. McKnight, Pop. 4,574

8. The counties of Jasper, Putnam, Greene, Morgan, Oconee, Clarke, Oglethorpe, Wilkes, Madison, Elbert, Hart and Franklin.

W. M. Howard, Dem..... 6,952  
S. P. Bonds, Pop..... 597

9. The counties of Gwinnett, Milton, Jackson, Banks, Hall, Forsyth, Cherokee, Pickens, Dawson, Habersham, White, Lumpkin, Gilmer, Fannin, Union, Towns and Rabun.

F. C. Tate, Dem..... 9,140  
H. L. Peeples, Ind. Dem..... 1,690

10. The counties of Wilkinson, Washington, Jefferson, Bullock, Hancock, Warren, Richmond, Columbia, Lincoln, McDuffie and Taliaferro.

W. H. Fleming, Dem..... 5,585  
T. Watson, Pop..... 262

11. The counties of Walton, Newton, Rock-

dale, DeKalb, Fulton, Douglas, Campbell, Henry, Clayton, Fayette and Spalding.

W. G. Brantley, Dem..... 8,587  
W. H. Marston, Rep..... 4,263

LEGISLATURE.

|                   | Senate. | House. | J.B. |
|-------------------|---------|--------|------|
| Democrats .....   | 43      | 166    | 209  |
| People's .....    | —       | 9      | 9    |
| Republicans ..... | 1       | —      | 1    |

STATE OFFICERS.

(All democrats.)  
Governor—Allen D. Candler.  
Secretary—Philip Cook.  
Comptroller—W. A. Wright.  
Attorney General—Joseph Terrell.  
Treasurer—R. E. Panks.  
School Commissioner—K. G. Glenn.  
Commissioner of Agriculture—O. B. Stevens.  
Pension Commissioners—C. A. Evans and T. J. Eason.

HAWAII.

| DISTRICT.       | —DEL. 56TH CONG. 1900— |              |              | —DEL. 57TH CONG. 1900— |              |              |
|-----------------|------------------------|--------------|--------------|------------------------|--------------|--------------|
|                 | Dem. David.            | Rep. Parker. | Ind. Wilcox. | Dem. David.            | Rep. Parker. | Ind. Wilcox. |
| 1.....          | 78                     | 390          | 532..        | 136                    | 302          | 529          |
| 2.....          | 166                    | 474          | 532..        | 172                    | 445          | 533          |
| 3.....          | 386                    | 581          | 711..        | 395                    | 580          | 714          |
| 4.....          | 463                    | 1380         | 879..        | 476                    | 1381         | 886          |
| 5.....          | 320                    | 843          | 1195..       | 319                    | 837          | 1097         |
| 6*.....         | 151                    | 155          | 341..        | 152                    | 151          | 343          |
| Total.....      | 1567                   | 3813         | 4090..       | 1650                   | 3786         | 4101         |
| Plurality.....  |                        |              | 277..        |                        |              | 316          |
| Per cent.....   | 16.60                  | 40.50        | 42.70..      | 17.53                  | 39.92        | 42.56        |
| Total vote..... |                        | 9470         | ..           |                        | 9387         |              |

\*One precinct missing.

LEGISLATURE.

|          | Senate. | House. | J.B. |
|----------|---------|--------|------|
| Rep..... | 6       | 7      | 13   |
| Ind..... | 9       | 16     | 25   |
| Dem..... | —       | 1      | 1    |

TERRITORIAL OFFICERS.

(Republican.)  
Governor—Sanford B. Dole.  
Secretary—Henry E. Cooper.

IDAHO.

| COUNTIES.<br>(21) | —PRESIDENT 1900— |       |      |       | —GOVERNOR 1896— |       |      |         | —PRES. 1896— |       |      |      |
|-------------------|------------------|-------|------|-------|-----------------|-------|------|---------|--------------|-------|------|------|
|                   | Rep.             | Dem.  | Pro. | Peo.  | Rep.            | Fus.  | Pro. | Peo.    | Rep.         | Dem.  | Pro. | Peo. |
| Ada.....          | 2706             | 2072  | 133  | 10..  | 1082            | 1503  | 112  | 341..   | 851          | 1531  | 27   | 8    |
| Bannock.....      | 1684             | 1581  | 12   | 8..   | 729             | 1288  | 19   | 64..    | 228          | 1363  | 7    | 1    |
| Bear Lake.....    | 1055             | 1077  | 14   | 4..   | 675             | 1341  | 11   | 15..    | 249          | 851   | 1    | 1    |
| Bingham.....      | 1436             | 1633  | 25   | 6..   | 676             | 1366  | 155  | 207..   | 194          | 1232  | 12   | 3    |
| Blaine.....       | 634              | 1345  | 6    | 4..   | 187             | 794   | 17   | 483..   | 59           | 1238  | 8    | 1    |
| Boise.....        | 635              | 832   | 10   | 4..   | 359             | 704   | 44   | 145..   | 226          | 862   | 5    | 1    |
| Canyon.....       | 1350             | 1314  | 156  | 11..  | 607             | 959   | 72   | 297..   | 303          | 1178  | 22   | 3    |
| Cassia.....       | 674              | 624   | 5    | 9..   | 427             | 525   | 12   | 122..   | 129          | 579   | 3    | 1    |
| Custer.....       | 261              | 590   | 4    | 1..   | 54              | 393   | 7    | 49..    | 29           | 599   | 2    | 1    |
| Elmore.....       | 839              | 595   | —    | —     | 275             | 406   | 12   | 87..    | 124          | 535   | 1    | 1    |
| Fremont.....      | 214              | 2153  | 12   | 21..  | 559             | 1731  | 47   | 188..   | 121          | 1536  | 8    | 1    |
| Idaho.....        | 1527             | 1384  | 29   | 16..  | 615             | 1025  | 85   | 175..   | 377          | 1121  | 7    | 1    |
| Kootenai.....     | 1472             | 1871  | 40   | 8..   | 710             | 972   | 57   | 198..   | 334          | 1432  | 17   | 1    |
| Latah.....        | 2013             | 2004  | 168  | 33..  | 1696            | 809   | 229  | 565..   | 1036         | 1870  | 16   | 1    |
| Lemhi.....        | 523              | 897   | 9    | 3..   | 323             | 685   | 18   | 153..   | 202          | 1065  | 2    | 1    |
| Lincoln.....      | 370              | 355   | 7    | 1..   | 280             | 236   | 5    | 63..    | 74           | 305   | 1    | 1    |
| Nez Perce.....    | 2134             | 2168  | 169  | 24..  | 1234            | 942   | 155  | 297..   | 675          | 1089  | 22   | 1    |
| Oneida.....       | 1891             | 1222  | —    | —     | 1313            | 1084  | 9    | 39..    | 315          | 1092  | 7    | 1    |
| Owyhee.....       | 584              | 884   | 1    | 1..   | 166             | 976   | 22   | 18..    | 97           | 1140  | 4    | 1    |
| Shoshone.....     | 2378             | 2994  | 20   | 6..   | 733             | 973   | 33   | 1518..  | 497          | 1760  | 4    | 1    |
| Washington.....   | 1191             | 1349  | 31   | 43..  | 507             | 630   | 54   | 297..   | 204          | 828   | 8    | 1    |
| Total.....        | 27198            | 29414 | 857  | 213.. | 13794           | 19407 | 1175 | 5371..  | 6324         | 23192 | 179  | 1    |
| Plurality.....    |                  | 2216  |      |       |                 | 5613  |      |         |              | 16863 |      |      |
| Per cent.....     | 46.96            | 50.79 | 1.48 | 37..  | 34.70           | 48.82 | 2.96 | 13.51.. | 21.29        | 73.10 | .60  |      |
| Total vote.....   |                  | 57731 |      |       |                 | 39747 |      |         |              | 23636 |      |      |

FOR REPRESENTATIVE IN CONGRESS, 1900.

John T. Morrison, Rep..... 26,860  
Thomas L. Glenn, Fus..... 23,087  
Amanda M. Way, Pro..... 798  
John F. Stark, M. R. P..... 231

LEGISLATURE.

|                    | Senate. | House. | J.B. |
|--------------------|---------|--------|------|
| Republicans .....  | 7       | 20     | 27   |
| Dem.-Fus.....      | 10      | 15     | 25   |
| Sil. Rep.-Fus..... | 1       | 8      | 9    |
| Pop-Fus.....       | 3       | 6      | 9    |

STATE OFFICERS.

Governor—Frank W. Hunt, Dem.
Leutenant-Governor—T. F. Ferrell, Dem.
Secretary—C. J. Bassett, S. R.

Auditor—E. W. Jones, Pop.
Treasurer—J. J. Plumer, Dem.
Attorney-General—Frank Martin, Dem.
Superintendent of Schools—P. French, Dem.
Supreme Justice—O. C. Stocksager, Dem.

ILLINOIS.

Table with columns: COUNTIES (102), PRESIDENT 1900 (Rep, Dem, Pro.P., S., L., S., D., U., C., U., R.), TREAS.'98 (Rep, Dem, Pro.S.L.M.R.), PRESIDENT 1896 (Rep, Dem, Pro.S.L.M.R.). Includes names of 102 counties like Adams, Alexander, Bond, Boone, etc., and their corresponding political statistics.

|             | McKinley | Bryan | Woolf's | Bark'r | Mallon'y | Debel | Leonard | Ellis  | Whittm'r | reDunlap | McKinley | Bryan | Lev'r | g'Match | l'Bry'n |
|-------------|----------|-------|---------|--------|----------|-------|---------|--------|----------|----------|----------|-------|-------|---------|---------|
| Pope        | 1817     | 908   | 24      | 2      | —        | —     | —       | 1..    | 1187     | 341..    | 1832     | 1069  | 8     | —       | 5       |
| Pulaski     | 2039     | 1077  | 19      | 2      | 4        | —     | —       | 6..    | 1410     | 745..    | 2081     | 1152  | 4     | 2       | —       |
| Putnam      | 793      | 450   | 29      | 4      | 2        | 1     | —       | —      | 599      | 592..    | 706      | 478   | 18    | —       | 1       |
| Randolph    | 3045     | 3278  | 124     | 5      | 5        | 6     | —       | 2..    | 2720     | 2861..   | 3024     | 3074  | 80    | 4       | 7       |
| Richard     | 1733     | 2042  | 67      | 7      | —        | 18    | —       | 1..    | 1510     | 1755..   | 1838     | 2482  | 20    | 1       | —       |
| Rock Island | 8299     | 4786  | 186     | 12     | 23       | 228   | 14      | 8..    | 5562     | 3981..   | 7323     | 4558  | 63    | 14      | 94      |
| Saline      | 2495     | 2186  | 37      | 7      | 7        | 14    | —       | 1..    | 2203     | 1970..   | 2905     | 2292  | 22    | 4       | 4       |
| Sangamon    | 9769     | 9499  | 358     | 10     | 23       | 38    | 6       | 7..    | 8278     | 8474..   | 8948     | 8566  | 243   | 2       | 16      |
| Schuyler    | 1791     | 2167  | 74      | 4      | 1        | 7     | 3       | 3..    | 1567     | 2059..   | 1848     | 2325  | 63    | 2       | 9       |
| Scott       | 1204     | 1585  | 26      | 8      | 2        | —     | —       | 1..    | 1066     | 1497..   | 1261     | 1598  | 19    | —       | —       |
| Shelby      | 3365     | 4514  | 205     | 33     | 5        | 4     | —       | 5..    | 2896     | 3877..   | 3071     | 4698  | 117   | —       | 11      |
| Stark       | 1695     | 989   | 96      | 3      | 1        | 7     | —       | 2..    | 1300     | 798..    | 1656     | 1200  | 39    | 2       | 10      |
| St. Clair   | 9764     | 9827  | 149     | 11     | 184      | 109   | 6       | 13..   | 7002     | 6497..   | 8960     | 8333  | 111   | 55      | 12      |
| Stephenson  | 4677     | 3883  | 234     | 1      | 1        | 10    | 1       | 3..    | 3735     | 5762..   | 4728     | 3773  | 168   | 6       | 3       |
| Tazewell    | 3957     | 4048  | 162     | 2      | 16       | 42    | 2       | 6..    | 3250     | 3539..   | 3703     | 3736  | 86    | 1       | 7       |
| Union       | 1695     | 2900  | 45      | 2      | —        | —     | —       | 3..    | 1531     | 2292..   | 1842     | 2989  | 35    | 4       | 9       |
| Vermilion   | 9852     | 6147  | 655     | 7      | 4        | 91    | —       | 3 12.. | 5896     | 8334..   | 8767     | 5787  | 192   | 6       | 12      |
| Wabash      | 1236     | 1643  | 116     | 6      | —        | —     | —       | 1..    | 1117     | 1485..   | 1321     | 1796  | 57    | 4       | 3       |
| Warren      | 3618     | 2501  | 181     | 1      | 3        | 42    | 2       | 3..    | 3030     | 2455..   | 3394     | 2602  | 101   | 1       | 2       |
| Washington  | 2351     | 2081  | 61      | 1      | 5        | 32    | 1       | 6..    | 2134     | 1395..   | 2551     | 1979  | 84    | —       | —       |
| Wayne       | 3117     | 3062  | 153     | 17     | 2        | 7     | 1       | 6..    | 2677     | 2469..   | 2935     | 3084  | 24    | 1       | 8       |
| White       | 2658     | 3170  | 63      | 10     | 2        | 3     | —       | 9..    | 2075     | 2934..   | 2771     | 3409  | 33    | —       | 12      |
| Whiteside   | 5563     | 2758  | 226     | 6      | 7        | 17    | 4       | 6..    | 3679     | 1901..   | 5577     | 2777  | 88    | 1       | 11      |
| Will        | 10056    | 6655  | 140     | 9      | 16       | 92    | 3       | 9..    | 7224     | 4685..   | 9249     | 6857  | 56    | 7       | 16      |
| Williamson  | 3723     | 2760  | 85      | 5      | 3        | 11    | 1       | 2..    | 2674     | 2200..   | 3027     | 2573  | 9     | —       | 9       |
| Winnebago   | 8103     | 2498  | 433     | —      | 11       | 75    | 2       | 25..   | 3837     | 1100..   | 8242     | 2438  | 219   | 9       | 9       |
| Woodford    | 2421     | 2564  | 178     | 5      | 7        | 14    | 1       | 2..    | 1905     | 2444..   | 2447     | 2447  | 87    | 4       | 6       |

|            |        |        |       |      |      |         |     |       |       |          |        |         |      |      |      |
|------------|--------|--------|-------|------|------|---------|-----|-------|-------|----------|--------|---------|------|------|------|
| Total      | 597965 | 609061 | 17623 | 1141 | 1373 | 9687    | 352 | 672.. | 44890 | 405490.. | 607130 | 464253  | 9796 | 1147 | 1050 |
| Plurality  | 49424  |        |       |      |      |         |     |       | 44950 |          | 141517 |         |      |      |      |
| Per cent.  | 52.83  | 44.44  | 1.55  | .10  | .12  | .85     | .03 | .06.. | 51.09 | 46.15..  | 55.66  | 42.58   | .90  | .10  | .10  |
| Total vote |        |        |       |      |      | 1131894 |     |       |       | 878622   |        | 1090869 |      |      |      |

\*Middle-of-the-road people's.

In 1896, for president, Boley, Nat., received 733 votes and Palmer, G. D., 6,330 votes.

Hess, Peo., received 7,886, Boles, Pro., received 11,733 votes and Litchstin, S. L., received 4,507 votes for state treasurer in 1898.

FOR REPRESENTATIVES IN CONGRESS, 1900.

1. The towns of Rich, Bloom, Orland, Bremen, Thornton, Calumet and Worth, in Cook county, and the 4th ward east of Wentworth avenue; the 3d ward, the 31st ward, the 32d ward, the 33d ward and the 34th ward of the city of Chicago.

|                              |        |
|------------------------------|--------|
| James R. Mann, Rep.          | 52,775 |
| Leon Hornstein, Dem.         | 28,858 |
| William P. F. Ferguson, Pro. | 899    |
| William H. Collins, S. D.    | 1,208  |

2. The towns of Lemont, Palos, Lyons, Proviso, Riverside, Cicero, Leyden, Norwood Park, Maine, Elk Grove, Schaumberg and Hanover, in Cook county, and the 10th, 28th, 29th, 30th and 35th wards of the city of Chicago.

|                             |        |
|-----------------------------|--------|
| William Lorimer, Rep.       | 32,921 |
| John J. Feely, Dem.         | 34,946 |
| Raymond T. Cookingham, Pro. | 797    |
| William H. Baugan, Peo.     | 87     |
| Nicholas Krump, S. D.       | 1,064  |

3. The 1st, 2d, 5th, 6th, 7th wards and that part of the 4th ward west of Wentworth avenue, all in the city of Chicago.

|                          |        |
|--------------------------|--------|
| William E. O'Neill, Rep. | 17,929 |
| George P. Foster, Dem.   | 23,142 |
| Charles A. Kelly, Pro.   | 246    |
| Edward Mulloy, Peo.      | 26     |
| H. C. Dreisvogt, S. D.   | 388    |
| John S. McGrath, S. T.   | 43     |
| August E. Gans, Ind.     | 9      |

4. The 8th, 9th, 12th and 19th wards of the city of Chicago.

|                           |        |
|---------------------------|--------|
| Daniel W. Mills, Rep.     | 19,346 |
| James McAndrews, Dem.     | 24,435 |
| Braman Loveless, Pro.     | 362    |
| Warren D. Coon, Peo.      | 43     |
| A. M. Simons, S. D.       | 710    |
| Charles W. Kellogg, S. T. | 44     |

5. The 11th, 13th, 16th, 17th and 18th wards of the city of Chicago.

|                           |        |
|---------------------------|--------|
| Charles C. Carnahan, Rep. | 19,254 |
| William F. Mahony, Dem.   | 23,648 |

|                         |     |
|-------------------------|-----|
| Horace H. Maddock, Pro. | 354 |
| William League, Peo.    | 23  |
| John Collins, S. D.     | 653 |
| John O'Connor, S. T.    | 35  |

6. The 20th, 21st, 22d, 23d and 24th wards, also that part of the 25th ward south of Diversey street and west of Halsted street, and that part of the 26th ward south of Belmont avenue, all in the city of Chicago.

|                        |        |
|------------------------|--------|
| Henry S. Boutell, Rep. | 22,655 |
| Emil Hoehcher, Dem.    | 22,125 |
| Ira J. Mason, Pro.     | 251    |
| William Hopp, Peo.     | 44     |
| Julius Bark, S. D.     | 676    |
| P. Cullman, S. T.      | 43     |

7. The 14th, 15th and 27th wards, that part of the 25th ward north of Diversey street and east of Halsted street, that part of the 26th ward north of Belmont avenue, in the city of Chicago; also the towns of Evanston, Niles, New Trier, Northfield, Wheeling, Palatine and Barrington, in Cook county, and the county of Lake.

|                          |        |
|--------------------------|--------|
| George Edmund Foss, Rep. | 41,841 |
| William Peacock, Dem.    | 28,581 |
| Harlan P. Davidson, Pro. | 797    |
| J. W. Bartels, S. D.     | 1,535  |

8. Counties of McHenry, DeKalb, Kane, DuPage, Kendall and Grundy.

|                         |        |
|-------------------------|--------|
| Albert J. Hopkins, Rep. | 32,452 |
| John W. Leonard, Dem.   | 13,683 |
| Benjamin R. Morse, Pro. | 1,259  |

9. Counties of Boone, Winnebago, Stephenson, Jo Daviess, Carroll, Ogle and Lee.

|                        |        |
|------------------------|--------|
| Robert R. Hitt, Rep.   | 32,616 |
| Hiram A. Brooks, Dem.  | 15,692 |
| Joseph H. Keagle, Pro. | 1,326  |

10. Counties of Whiteside, Rock Island, Mercer, Henry, Knox and Stark.

|                            |        |
|----------------------------|--------|
| George W. Prince, Rep.     | 33,455 |
| LaVergne B. DeForest, Dem. | 16,699 |
| Charles L. Logan, Pro.     | 1,122  |
| J. C. Tate, Peo.           | 1      |

|   |        |
|---|--------|
| 11. Counties of Bureau, LaSalle, Livingston and Woodford.                         |        |
| Walter Reeves, Rep.....   | 25,367 |
| Edgar P. Holly, Dem.....  | 13,835 |
| John H. Wilson, Pro.....  | 1,055  |
| Henry Kuntz, Peo.....   | 1      |
| 12. Counties of Will, Kankakee, Iroquois and Vermillion.                          |        |
| Joseph G. Cannon, Rep.....  | 30,633 |
| C. M. Briggs, Dem.....  | 19,226 |
| Jacob M. Gaiser, Pro.....   | 1,039  |
| 13. Counties of Ford, McLean, DeWitt, Platt, Champaign and Douglas.               |        |
| Vespasian Warner, Rep.....  | 26,365 |
| John Eddy, Dem.....   | 19,397 |
| William P. Allin, Pro.....  | 1,328  |
| V. Wever, Peo.....  | 188    |
| 14. Counties of Putnam, Marshall, Peoria, Fulton, Tazewell and Mason.             |        |
| Joseph B. Graff, Rep.....   | 25,169 |
| Jesse Black, Jr., Dem.....  | 24,775 |
| George W. Warner, Pro.....  | 635    |
| A. A. Shafer, Peo.....  | 46     |
| J. E. Edwards, S. L.....  | 228    |
| B. F. Ordway, S. D.....   | 3      |
| 15. Counties of Henderson, Warren, Hancock, McDonough, Adams, Brown and Schuyler. |        |
| Benjamin F. Marsh, Rep.....   | 24,175 |
| J. Ross Mickey, Dem.....  | 24,491 |
| Morton M. Rigg, Pro.....  | 819    |
| William Huseman, Peo.....   | 18     |
| 16. Counties of Cass, Morgan, Scott, Green, Macoupin, Calhoun and Jersey.         |        |
| Thomas Worthington, Rep.....  | 19,618 |
| T. J. Selby, Dem.....   | 25,795 |
| John W. Webb, Pro.....  | 609    |
| Joseph W. McGlothlin, Peo.....  | 82     |
| George W. Riley, S. L.....  | 251    |
| J. R. Duckels, S. D.....  | 1      |
| 17. Counties of Menard, Logan, Sangamon, Macon and Christian.                     |        |
| David Ross, Rep.....  | 23,648 |
| Ben F. Caldwell, Dem.....   | 25,673 |
| Edward D. Henry, Pro.....   | 726    |
| Francis B. Bullard, Peo.....  | 58     |

|  |        |
|--|--------|
| 18. Counties of Madison, Montgomery, Bond, Fayette, Shelby and Moultrie.                                 |        |
| John Jacob Brenhoit, Rep.....  | 21,245 |
| Thomas M. Jett, Dem.....   | 22,847 |
| Charles J. Upton, Pro.....   | 731    |
| Diedrich Balster, Peo.....   | 154    |
| 19. Counties of Coles, Edgar, Clark, Cumberland, Edingham, Jasper, Crawford, Richland and Lawrence.      |        |
| Horace S. Clark, Rep.....  | 23,057 |
| Joseph B. Crowley, Dem.....  | 24,536 |
| Daniel B. Turney, Pro.....   | 732    |
| Charles E. Palmer, Peo.....  | 78     |
| 20. Counties of Clay, Jefferson, Wayne, Hamilton, Edwards, Wabash, Franklin, White, Gallatin and Hardin. |        |
| Alexander M. Funkhouser, Rep.....  | 19,716 |
| James R. Williams, Dem.....  | 21,976 |
| William H. Hughes, Pro.....  | 770    |
| 21. Counties of Marion, Clinton, Washington, St. Clair, Monroe, Randolph and Perry.                      |        |
| William A. Rodenberg, Rep.....   | 24,810 |
| Frederick J. Kern, Dem.....  | 25,299 |
| Henry D. East, Pro.....  | 486    |
| Gust. A. Jennings, Peo.....  | 232    |
| 22. Counties of Jackson, Union, Alexander, Pulaski, Johnson, Williamson, Saline, Pope and Massac.        |        |
| George W. Smith, Rep.....  | 22,349 |
| Lindorf O. Whitnel, Dem.....   | 17,528 |
| Joseph L. Moads, Pro.....  | 373    |

LEGISLATURE.

|                   |         |        |      |
|-------------------|---------|--------|------|
|                   | Senate. | House. | J.B. |
| Republicans ..... | 32      | 81     | 113  |
| Democrats .....   | 19      | 72     | 91   |

STATE OFFICERS.

(All Republicans.)

Governor—Richard Yates.  
 Lieutenant-Governor—William A. Northcott.  
 Secretary—James A. Rose.  
 Auditor—James S. McCullough.  
 Treasurer—Moses O. Williamson.  
 Attorney-General—Howland J. Hamlin.

INDIANA.

| COUNTIES.<br>(92) | PRESIDENT 1900 |       |      |      |       |       |       |      |      |      | SEC. OF STATE 1896 |           |       |          | PRES. '96 |  |
|-------------------|----------------|-------|------|------|-------|-------|-------|------|------|------|--------------------|-----------|-------|----------|-----------|--|
|                   | Rep.           | Dem.  | Pro. | Peo. | S. L. | S. D. | U. R. | Rep. | Dem. | Pro. | Peo.               | Sec. Rep. | Dem.* | McKinley | Bryan     |  |
| Adams.....        | 1688           | 8337  | 90   | 11   | —     | —     | —     | 1241 | 2654 | 71   | 39                 | 1..       | 1613  | 3840     |           |  |
| Allen.....        | 8250           | 10764 | 109  | 5    | 7     | 163   | 11..  | 6285 | 8479 | 117  | 47                 | 99..      | 8467  | 9609     |           |  |
| Barthol'm'w.....  | 3275           | 8900  | 83   | 8    | 3     | 13    | —     | 3125 | 3043 | 48   | 42                 | 1..       | 3264  | 3198     |           |  |
| Benton.....       | 2032           | 1563  | 90   | 1    | 2     | 5     | 8..   | 1774 | 1286 | 47   | 16                 | 3..       | 1908  | 1582     |           |  |
| Blackford.....    | 2121           | 2191  | 143  | 11   | 10    | 6     | 2..   | 1719 | 1838 | 117  | 44                 | 92..      | 2154  | 2272     |           |  |
| Boone.....        | 3360           | 3718  | 115  | 39   | —     | —     | —     | 3106 | 3630 | 74   | 84                 | 3..       | 3449  | 3800     |           |  |
| Brown.....        | 707            | 1450  | 84   | 11   | —     | 1     | —     | 615  | 1207 | —    | 24                 | 26..      | 726   | 1480     |           |  |
| Carroll.....      | 2585           | 2630  | 155  | 1    | —     | —     | 1..   | 2501 | 2593 | 93   | 25                 | —         | 2546  | 2764     |           |  |
| Cass.....         | 4938           | 4672  | 239  | 50   | 8     | 16    | 7..   | 8813 | 4044 | 149  | 182                | 29..      | 4392  | 4851     |           |  |
| Clark.....        | 3855           | 4134  | 51   | 6    | 4     | 16    | 2..   | 3147 | 3613 | 37   | 18                 | 11..      | 3897  | 3785     |           |  |
| Clay.....         | 3873           | 4114  | 170  | 43   | 10    | 172   | 17..  | 3194 | 3550 | 148  | 147                | 63..      | 3823  | 4482     |           |  |
| Clinton.....      | 3677           | 3603  | 218  | 35   | —     | —     | 6..   | 3474 | 3365 | 184  | 90                 | 6..       | 3607  | 3747     |           |  |
| Crawford.....     | 1529           | 1731  | 48   | 8    | —     | —     | —     | 1824 | 1622 | 45   | 47                 | —         | 1490  | 1655     |           |  |
| Daviess.....      | 3238           | 3424  | 132  | 154  | 3     | 14    | 2..   | 2864 | 2718 | 69   | 519                | 34..      | 3120  | 3785     |           |  |
| Dearborn.....     | 2533           | 3371  | 84   | —    | 5     | 36    | 2..   | 2199 | 2875 | 65   | 6                  | 6..       | 2174  | 3313     |           |  |
| Decatur.....      | 2900           | 2598  | 105  | 1    | 1     | 11    | 6..   | 2711 | 2368 | 73   | 32                 | 4..       | 2848  | 2520     |           |  |
| DeKalb.....       | 3218           | 3488  | 259  | 7    | 1     | 5     | 1..   | 2674 | 2845 | 193  | 142                | 4..       | 3137  | 3678     |           |  |
| Delaware.....     | 3801           | 4647  | 321  | 8    | 63    | 86    | 4..   | 5063 | 3545 | 273  | 49                 | 163..     | 7340  | 4253     |           |  |
| Dubois.....       | 1392           | 3192  | 20   | 16   | —     | —     | 1..   | 996  | 2214 | 25   | 38                 | 4..       | 1215  | 3005     |           |  |
| Elkhart.....      | 6270           | 4950  | 544  | 6    | 15    | 74    | 3..   | 5383 | 4340 | 407  | 32                 | 31..      | 6150  | 4896     |           |  |
| Fayette.....      | 2320           | 1800  | 65   | 1    | 1     | 1     | —     | 1943 | 1430 | 38   | 5                  | 2..       | 2145  | 1609     |           |  |
| Floyd.....        | 5597           | 3781  | 57   | 10   | 3     | 9     | 2..   | 2381 | 3418 | 52   | 24                 | 16..      | 3874  | 3544     |           |  |
| Fountain.....     | 3015           | 2896  | 100  | 20   | —     | 6     | 1..   | 2755 | 2353 | 75   | 55                 | 15..      | 2809  | 2997     |           |  |
| Franklin.....     | 1738           | 2781  | 37   | 3    | 2     | —     | 1..   | 1488 | 2428 | 33   | 9                  | 5..       | 1760  | 2844     |           |  |
| Fulton.....       | 2313           | 2558  | 39   | 4    | —     | —     | 2..   | 2158 | 2284 | 64   | 25                 | 1..       | 2349  | 2409     |           |  |
| Gibson.....       | 3648           | 3503  | 244  | 17   | 1     | 4     | 1..   | 3259 | 3043 | 188  | 135                | 5..       | 3471  | 3322     |           |  |
| Grant.....        | 3832           | 3312  | 732  | 29   | 99    | 238   | 12..  | 6727 | 3754 | 458  | 82                 | 145..     | 7723  | 5792     |           |  |
| Greene.....       | 3502           | 3491  | 81   | 63   | 9     | 77    | 3..   | 3282 | 2891 | 64   | 264                | 7..       | 3434  | 3344     |           |  |
| Hamilton.....     | 4788           | 2331  | 420  | 15   | 3     | 7     | 4..   | 4249 | 2437 | 281  | 88                 | 4..       | 4643  | 2947     |           |  |



ELECTION RETURNS.

|                  | McKinley | Bryan | Woolley | Barker | Mallon'y | Debs | Ellis | Hunt  | Ralston | Worth | Morrison | Yeohum | McKinley | Bryan |
|------------------|----------|-------|---------|--------|----------|------|-------|-------|---------|-------|----------|--------|----------|-------|
| Hancock.....     | 2285     | 2680  | 98      | 8      | 1        | 2    | —     | 2096  | 2639    | 80    | 34       | 9.     | 2296     | 2886  |
| Harrison.....    | 2482     | 2824  | 83      | 12     | 1        | 3    | —     | 2236  | 2434    | 81    | 101      | 3.     | 2496     | 2813  |
| Hendricks.....   | 3426     | 2359  | 154     | 3      | —        | 1    | —     | 3032  | 2049    | 119   | 14       | 1.     | 3409     | 2365  |
| Henry.....       | 4047     | 2754  | 316     | 8      | 3        | 6    | 1.    | 3590  | 2278    | 225   | 37       | 5.     | 4001     | 2980  |
| Howard.....      | 4308     | 2823  | 391     | 23     | 4        | 47   | 9.    | 3543  | 2449    | 273   | 140      | 33.    | 4195     | 3191  |
| Huntington.....  | 4122     | 3691  | 248     | 5      | 2        | 18   | 2.    | 3691  | 3496    | 187   | 30       | —      | 4117     | 3750  |
| Jackson.....     | 2795     | 3849  | 79      | 7      | 1        | 1    | 2.    | 2226  | 3293    | 100   | 85       | 12.    | 2670     | 3574  |
| Jasper.....      | 2063     | 1590  | 97      | 2      | 1        | 2    | —     | 1732  | 1257    | 75    | 68       | 3.     | 2032     | 1608  |
| Jay.....         | 3518     | 3422  | 234     | 14     | 2        | 2    | 2.    | 3290  | 3111    | 223   | 112      | 8.     | 3473     | 3680  |
| Jefferson.....   | 3371     | 2696  | 76      | 7      | 5        | 21   | —     | 3041  | 2362    | 48    | 20       | 15.    | 3636     | 2645  |
| Jennings.....    | 2155     | 1925  | 66      | 10     | 1        | —    | —     | 1832  | 1635    | 45    | 60       | 2.     | 2040     | 1850  |
| Johnson.....     | 2367     | 3088  | 157     | 21     | —        | 7    | 3.    | 2158  | 2794    | 123   | 103      | 2.     | 2238     | 3083  |
| Knox.....        | 3554     | 4443  | 166     | 45     | 1        | 3    | —     | 2940  | 3521    | 130   | 138      | 5.     | 3490     | 4349  |
| Kosciusko.....   | 4422     | 3265  | 103     | —      | 6        | 1    | 2.    | 3911  | 2795    | 148   | 17       | —      | 4342     | 3572  |
| Lagrange.....    | 2329     | 1451  | 137     | 8      | —        | —    | —     | 1973  | 1165    | 65    | 22       | 1.     | 2442     | 1655  |
| Lake.....        | 5337     | 3733  | 97      | 6      | 8        | 17   | 1.    | 3807  | 3095    | 67    | 24       | 32.    | 4833     | 3418  |
| Laporte.....     | 4809     | 4735  | 66      | 4      | 8        | 34   | 7.    | 4016  | 4424    | 59    | 16       | 10.    | 4681     | 4511  |
| Lawrence.....    | 3585     | 2588  | 76      | 19     | 1        | 5    | —     | 2672  | 2026    | 51    | 75       | 1.     | 3103     | 2421  |
| Madison.....     | 9891     | 8298  | 444     | 25     | 83       | 102  | 7.    | 7642  | 7209    | 244   | 141      | 102.   | 8388     | 7580  |
| Marion.....      | 2672     | 2360  | 727     | 15     | 100      | 181  | 11.   | 23191 | 20812   | 563   | 85       | 265.   | 27353    | 20654 |
| Marshall.....    | 2947     | 3449  | 127     | 6      | —        | 2    | —     | 2678  | 2986    | 103   | 32       | 3.     | 2938     | 3588  |
| Martin.....      | 1712     | 1660  | 21      | 38     | —        | —    | —     | 1433  | 1380    | 29    | 152      | 2.     | 1384     | 1719  |
| Miami.....       | 3812     | 3849  | 194     | 26     | 9        | 13   | 1.    | 3195  | 3443    | 151   | 54       | 8.     | 3393     | 3602  |
| Monroe.....      | 2788     | 2397  | 78      | 22     | 2        | 1    | 4.    | 2333  | 2179    | 45    | 77       | —      | 2510     | 2422  |
| Montgomery.....  | 4507     | 4102  | 173     | 21     | —        | —    | —     | 4203  | 3959    | 100   | 54       | 2.     | 4353     | 4183  |
| Morgan.....      | 2904     | 2632  | 104     | 10     | —        | 2    | —     | 2620  | 2340    | 74    | 32       | 4.     | 2688     | 2414  |
| Newton.....      | 1715     | 1165  | 100     | 2      | —        | —    | 3.    | 1448  | 868     | 44    | 421      | 2.     | 1545     | 1204  |
| Noble.....       | 3400     | 3077  | 117     | 7      | —        | —    | 2.    | 3084  | 2749    | 102   | 16       | —      | 3372     | 3071  |
| Ohio.....        | 730      | 632   | 6       | 3      | —        | —    | —     | 705   | 597     | 9     | 3        | 1.     | 705      | 634   |
| Orange.....      | 2247     | 1851  | 45      | 31     | —        | —    | 1.    | 1963  | 1625    | 36    | 92       | 2.     | 2044     | 1797  |
| Owen.....        | 1706     | 2057  | 55      | 28     | 1        | 6    | —     | 1639  | 1939    | 89    | 63       | —      | 1751     | 2070  |
| Parke.....       | 3138     | 2630  | 213     | 8      | 6        | 76   | 13.   | 2772  | 2362    | 154   | 63       | 16.    | 2847     | 2777  |
| Perry.....       | 2078     | 2275  | 41      | 4      | 1        | 14   | 1.    | 1944  | 2169    | 25    | 22       | —      | 2139     | 2169  |
| Pike.....        | 2420     | 2460  | 70      | 13     | —        | 3    | 2.    | 2276  | 2171    | 59    | 51       | 1.     | 2332     | 2557  |
| Porter.....      | 2797     | 1948  | 47      | 5      | 4        | 1.   | 2487  | 1721  | 40      | 17    | 5.       | 2853   | 2026     |       |
| Posey.....       | 2553     | 3177  | 99      | 21     | 4        | 5    | —     | 2318  | 2705    | 76    | 106      | 5.     | 2526     | 3103  |
| Pulaski.....     | 1501     | 1909  | 86      | 29     | —        | 1    | 3.    | 1311  | 1567    | 79    | 109      | 5.     | 1345     | 1964  |
| Putnam.....      | 2632     | 3251  | 133     | 21     | —        | 12   | —     | 2369  | 3087    | 96    | 76       | 2.     | 2622     | 3218  |
| Randolph.....    | 5050     | 2393  | 241     | 13     | —        | 2    | 3.    | 4253  | 1925    | 124   | 85       | 5.     | 4674     | 2677  |
| Ripley.....      | 2737     | 2732  | 61      | 13     | 3        | 16   | 1.    | 2512  | 2402    | 31    | 105      | 14.    | 2690     | 2714  |
| Rush.....        | 2913     | 2503  | 158     | 5      | —        | —    | —     | 2770  | 2502    | 120   | 6        | 3.     | 2391     | 2602  |
| Scott.....       | 874      | 1221  | 27      | 1      | —        | 1    | —     | 730   | 1119    | 18    | 5        | 1.     | 837      | 1237  |
| Shelby.....      | 3291     | 3846  | 197     | 14     | 3        | 2    | —     | 2798  | 3968    | 182   | 30       | 5.     | 3219     | 3828  |
| Spencer.....     | 2979     | 2816  | 91      | 2      | 2        | 3    | —     | 2744  | 2543    | 50    | 22       | 1.     | 3047     | 2745  |
| Starke.....      | 1340     | 1315  | 38      | 8      | —        | 3    | —     | 1166  | 1227    | 19    | 15       | 1.     | 1299     | 1214  |
| Stauben.....     | 2715     | 1522  | 138     | 5      | 1        | 2    | —     | 2359  | 1315    | 79    | 43       | 6.     | 2655     | 1674  |
| St. Joseph.....  | 8127     | 6948  | 172     | 13     | 10       | 35   | —     | 6881  | 6536    | 148   | 35       | 35.    | 7138     | 6247  |
| Sullivan.....    | 2326     | 4068  | 201     | 34     | 3        | 18   | 1.    | 1877  | 3019    | 188   | —        | 8.     | 2517     | 4010  |
| Switzerland..... | 1631     | 1713  | 19      | —      | —        | —    | 1.    | 1535  | 1877    | 7     | 4        | —      | 1637     | 1742  |
| Tippecanoe.....  | 6317     | 4673  | 224     | 2      | 2        | 3    | 1.    | 5555  | 4170    | 216   | 17       | 6.     | 6293     | 4539  |
| Tipton.....      | 2410     | 2436  | 154     | 93     | —        | 3    | 3.    | 2202  | 2346    | 68    | 175      | 4.     | 2363     | 2316  |
| Union.....       | 1060     | 897   | 62      | —      | —        | —    | 3.    | 1023  | 781     | 41    | 4        | 1.     | 1118     | 915   |
| Vanderburg.....  | 5228     | 7173  | 110     | 7      | 73       | 330  | 24.   | 7209  | 6140    | 91    | 46       | 79.    | 8063     | 7132  |
| Vermilion.....   | 2322     | 1799  | 107     | 3      | —        | 40   | 8.    | 1933  | 1675    | 71    | 22       | 3.     | 2141     | 1814  |
| Vigo.....        | 7992     | 7472  | 168     | 19     | 32       | 331  | 9.    | 7099  | 6909    | 123   | 91       | 93.    | 8020     | 7558  |
| Wabash.....      | 4433     | 2882  | 250     | 7      | 3        | 5    | 1.    | 3745  | 2652    | 145   | 36       | 11.    | 4319     | 2891  |
| Warren.....      | 2167     | 1117  | 67      | 4      | —        | —    | —     | 1798  | 838     | 54    | 13       | —      | 2045     | 1100  |
| Warrick.....     | 2540     | 2823  | 92      | 22     | —        | 10   | 3.    | 2447  | 2547    | 54    | 111      | 3.     | 2482     | 2903  |
| Washington.....  | 2152     | 2723  | 44      | 2      | —        | 2    | —     | 1953  | 2327    | 27    | 66       | 4.     | 2214     | 2612  |
| Wayne.....       | 6736     | 4020  | 219     | 9      | 28       | 17   | 6.    | 5389  | 3090    | 194   | 27       | 72.    | 6841     | 4068  |
| Wells.....       | 2290     | 3599  | 186     | 27     | —        | 3    | 1.    | 1980  | 3020    | 91    | 77       | 3.     | 2212     | 3728  |
| White.....       | 2562     | 2510  | 114     | 7      | 2        | 6    | 14.   | 2292  | 2284    | 95    | 44       | 7.     | 2393     | 2597  |
| Whitley.....     | 2271     | 2361  | 113     | 6      | —        | 1    | 2.    | 2008  | 2241    | 86    | 14       | 3.     | 2242     | 2494  |

|                 |        |        |       |      |        |      |      |        |        |      |      |       |        |        |
|-----------------|--------|--------|-------|------|--------|------|------|--------|--------|------|------|-------|--------|--------|
| Total.....      | 359063 | 305584 | 13718 | 1438 | 663    | 2374 | 254. | 286343 | 269125 | 9961 | 5867 | 1795. | 323754 | 305573 |
| Plurality.....  | 26479  |        |       |      |        |      |      | 5718   |        |      |      |       | 18181  |        |
| Per cent.....   | 50.60  | 46.62  | 2.07  | .22  | .09    | .36  | .04. | 49.99  | 46.94  | 1.74 | 1.06 | .03.  | 50.51  | 47.64  |
| Total vote..... |        |        |       |      | 664094 |      |      | 573392 |        |      |      |       |        | 637305 |

\*Fusion on electors. Democrats, 10; populists, 5.  
 In 1896 Palmer, G. D., received 2,145 votes; Levering, Pro., received 3,056 votes; Bentley, Nat., received 2,363 votes, and Matchett, S. L., received 324 votes for president.

FOR REPRESENTATIVES IN CONGRESS, 1900.

- The counties of Gibson, Pike, Posey, Spencer, Vanderburg and Warrick.  
 James A. Hemenway, Rep..... 22,262  
 Alfred Dale Owen, Dem..... 20,060  
 George W. Norman, Pro..... 454  
 Matthew Hallenberger, S. D..... 9
- The counties of Daviess, Greene, Knox, Lawrence, Martin, Monroe, Owen and Sullivan.  
 Peter R. Wadsworth, Rep..... 21,793  
 Robert W. Miers, Dem..... 24,420

- Charles F. Preslar, Pro..... 396  
 William H. Crowder, Pro..... 513
- The counties of Clark, Crawford, Dubois, Floyd, Harrison, Perry, Orange, Scott and Washington.  
 Hugh T. O'Connor, Rep..... 19,440  
 William T. Zenor, Dem..... 24,049  
 George W. Speedy, Pro..... 249  
 Isaac Curry, Pro..... 62
- The counties of Bartholomew, Brown, Dearborn, Decatur, Jackson, Jefferson, Jennings, Ohio, Ripley and Switzerland.

|   |        |
|---|--------|
| Nathan Powell, Rep.....   | 22,641 |
| Francis Marlon Griffith, Dem.....   | 24,249 |
| George Church, Pro.....   | 384    |
| John L. Hammond, Peo.....   | 62     |
| 5. The counties of Clay, Hendricks, Morgan, Parke, Putnam, Vermilion and Vigo.          |        |
| Elias S. Holliday, Rep.....   | 25,932 |
| Frank E. Horner, Dem.....   | 24,244 |
| Lindley L. Wells, Pro.....  | 734    |
| Jason H. Allen, Peo.....  | 52     |
| Samuel R. Hoar, S. D.....   | 294    |
| 6. The counties of Fayette, Franklin, Hancock, Henry, Rush, Shelby, Union and Wayne.    |        |
| James E. Watson, Rep.....   | 24,203 |
| David W. McKee, Dem.....  | 21,320 |
| Henry C. Pitts, Pro.....  | 947    |
| John Nipp, Peo.....   | 36     |
| 7. The counties of Johnson and Marion.  |        |
| Jesse Overstreet, Rep.....  | 31,021 |
| Frank B. Bruck, Dem.....  | 27,012 |
| Basil L. Allen, Pro.....  | 788    |
| Henry Kuerst, S. L.....   | 149    |
| Hugo Miller, S. D.....  | 190    |
| 8. The counties of Adams, Blackford, Delaware, Jay, Madison, Randolph and Wells.        |        |
| George W. Cromer, Rep.....  | 31,949 |
| Joseph T. Day, Dem.....   | 28,180 |
| Dudley Powell, Pro.....   | 1,434  |
| William E. Hurley, Peo.....   | 108    |
| Peter Brock, S. D.....  | 74     |
| 9. The counties of Boone, Carroll, Clinton, Fountain, Hamilton, Montgomery and Tip-ton. |        |
| Charles B. Landis, Rep.....   | 24,138 |
| David F. Allen, Dem.....  | 22,624 |
| Lindley T. Van Cleave, Pro.....   | 1,055  |
| William B. Gill, Peo.....   | 206    |
| 10. The counties of Benton, Jasper, Lake,   |        |

|   |        |
|---|--------|
| Laporte, Newton, Porter, Tippecanoe, Warren and White.                                    |        |
| Edgar D. Crumpacker, Rep.....   | 29,537 |
| John Ross, Dem.....   | 23,045 |
| Charles W. Bone, Pro.....   | 633    |
| 11. The counties of Cass, Grant, Howard, Huntington, Miami and Wabash.                    |        |
| George W. Steele, Rep.....  | 29,177 |
| William J. Houck, Dem.....  | 23,688 |
| Nathan Johnson, Pro.....  | 1,914  |
| 12. The counties of Allen, De Kalb, La-grange, Noble, Steuben and Whitley.                |        |
| Robert B. Hanna, Rep.....   | 22,122 |
| James M. Robinson, Dem.....   | 22,750 |
| Thomas J. Mawhorter, Pro.....   | 699    |
| Henry H. Haines, Peo.....   | 168    |
| 13. The counties of Elkhart, Fulton, Kos-cusko, Marshall, Pulaski, St. Joseph and Starke. |        |
| Abraham L. Brick, Rep.....  | 26,592 |
| Charles C. Bower, Dem.....  | 24,376 |
| Barney Uline, Pro.....  | 1,008  |
| Harney A. Wiley, Peo.....   | 79     |

LEGISLATURE.

|                   |         |        |       |
|-------------------|---------|--------|-------|
|                   | Senate. | House. | J. B. |
| Republicans ..... | 33      | 61     | 94    |
| Democrats .....   | 17      | 39     | 56    |

STATE OFFICERS.

(All Republicans.)

|  |
|--|
| Governor—Winfield T. Durbin.                       |
| Lieutenant-Governor—Newton W. Gilbert.             |
| Secretary of State—Union B. Hunt.                  |
| Auditor—William H. Hart.                           |
| Treasurer—Leopold Levy.                            |
| Attorney-General—William L. Taylor.                |
| Reporter Supreme Court—Charles F. Hemyer.          |
| Sup't of Public Instruction—Frank L. Jones.        |
| Chief of Bureau of Statistics—Benjamin F. Johnson. |

IOWA.

| COUNTIES.<br>(99) | GOV. 1901 |      |      |           | PRESIDENT 1900 |      |       |       |      | PRESID'T 1896 |            |      |     |    |
|-------------------|-----------|------|------|-----------|----------------|------|-------|-------|------|---------------|------------|------|-----|----|
|                   | Rep.      | Dem. | Pro. | Soc. Rep. | Dem.           | Pro. | S. L. | S. D. | Rep. | Dem.          | G. D. Pro. |      |     |    |
| Adair.....        | 1859      | 1103 | 118  | 15..      | 2327           | 1618 | 60    | 9     | 1    | 7..           | 2127       | 1946 | 23  | 9  |
| Adams.....        | 1896      | 1148 | 100  | 7..       | 1873           | 1428 | 82    | 2     | 5    | 2..           | 1736       | 1701 | 22  | 25 |
| Allamakee.....    | 2296      | 1549 | 30   | 5..       | 2679           | 1850 | 30    | 4     | 2    | 2..           | 2471       | 1877 | 93  | 13 |
| Appanoose.....    | 2798      | 1702 | 97   | 189..     | 3538           | 2630 | 33    | 5     | 4    | 102..         | 3046       | 2940 | 19  | 12 |
| Audubon.....      | 1633      | 1003 | 30   | 2..       | 1821           | 1301 | 23    | 1     | 1    | —             | 1705       | 1417 | 16  | 11 |
| Benton.....       | 2947      | 2180 | 171  | 59..      | 3609           | 2575 | 101   | 1     | 1    | 57..          | 3604       | 2560 | 63  | 39 |
| Black Hawk.....   | 2711      | 1186 | 287  | 23..      | 5010           | 2512 | 237   | 5     | 4    | 13..          | 4643       | 2167 | 158 | 56 |
| Boone.....        | 2769      | 1240 | 276  | 105..     | 4151           | 2264 | 205   | 3     | 4    | 112..         | 3741       | 2801 | 26  | 56 |
| Bremer.....       | 1870      | 1908 | 64   | 3..       | 2178           | 1929 | 40    | 3     | —    | 2..           | 2116       | 1704 | 73  | 20 |
| Buchanan.....     | 2346      | 1763 | 211  | 8..       | 2958           | 2053 | 171   | 5     | 3    | 3..           | 2805       | 2233 | 50  | 31 |
| Buena Vista.....  | 1459      | 374  | 149  | 4..       | 2632           | 936  | 98    | 22    | —    | 5..           | 2398       | 1178 | 22  | 26 |
| Butler.....       | 1751      | 663  | 72   | 4..       | 2902           | 1167 | 70    | 3     | —    | 3..           | 2670       | 1372 | 31  | 36 |
| Calhoun.....      | 1717      | 687  | 195  | 10..      | 2973           | 1224 | 67    | 1     | —    | 6..           | 2038       | 1280 | 24  | 10 |
| Carroll.....      | 1761      | 1991 | 68   | 7..       | 2224           | 2434 | 29    | 2     | 1    | 8..           | 2096       | 2417 | 25  | 13 |
| Cass.....         | 2583      | 1602 | 194  | 10..      | 3128           | 2010 | 40    | 15    | 1    | 4..           | 2359       | 2240 | 58  | 18 |
| Cedar.....        | 2191      | 1669 | 198  | —         | 2740           | 2131 | 88    | 1     | 1    | 4..           | 2717       | 2128 | 73  | 50 |
| Cerro Gordo.....  | 1435      | 481  | 157  | 9..       | 3345           | 1520 | 132   | 1     | 1    | 11..          | 3048       | 1408 | 38  | 59 |
| Cherokee.....     | 1742      | 854  | 177  | 3..       | 2432           | 1253 | 156   | 10    | 1    | —             | 2343       | 1464 | 25  | 64 |
| Chickasaw.....    | 1303      | 1832 | 64   | 3..       | 2085           | 2033 | 37    | 3     | 2    | 3..           | 1907       | 2084 | 17  | 10 |
| Clarke.....       | 1604      | 1040 | 78   | 2..       | 1800           | 1322 | 47    | 4     | —    | 2..           | 1646       | 1517 | 11  | 19 |
| Clay.....         | 1220      | 307  | 69   | 2..       | 2292           | 731  | 64    | 10    | —    | 3..           | 1880       | 933  | 14  | 32 |
| Clayton.....      | 2187      | 1189 | 130  | 16..      | 3366           | 2884 | 68    | 3     | 2    | 17..          | 3302       | 2910 | 81  | 32 |
| Clinton.....      | 3655      | 3941 | 69   | 238..     | 5344           | 4758 | 63    | 3     | 47   | 218..         | 5584       | 4590 | 83  | 10 |
| Crawford.....     | 1951      | 1931 | 96   | 5..       | 2268           | 2578 | 107   | 5     | 1    | 2..           | 2189       | 2386 | 28  | 38 |
| Dallas.....       | 2046      | 735  | 420  | 9..       | 3601           | 1940 | 172   | 6     | 1    | 50..          | 3326       | 2316 | 36  | 55 |
| Davis.....        | 1570      | 1653 | 59   | 3..       | 1656           | 2155 | 41    | 19    | —    | 2..           | 1652       | 2367 | 8   | 15 |
| Decatur.....      | 2073      | 1603 | 73   | 3..       | 2415           | 2058 | 42    | 16    | —    | 6..           | 2238       | 2362 | 35  | 9  |
| Delaware.....     | 1671      | 809  | 240  | 14..      | 2805           | 1570 | 54    | 2     | 2    | 17..          | 2799       | 1778 | 23  | 24 |
| Des Moines.....   | 2957      | 2943 | 148  | 242..     | 4315           | 3909 | 73    | 10    | 11   | 188..         | 4549       | 3741 | 241 | 31 |
| Dickinson.....    | 1138      | 259  | 58   | 4..       | 1352           | 445  | 43    | 2     | —    | 6..           | 1151       | 517  | 17  | 14 |
| Dubuque.....      | 4511      | 4775 | 73   | 297..     | 4752           | 6655 | 56    | 1     | 17   | 175..         | 5293       | 6570 | 153 | 18 |
| Emmet.....        | 911       | 295  | 76   | 4..       | 1618           | 535  | 71    | 2     | 1    | 4..           | 1429       | 559  | 3   | 47 |
| Fayette.....      | 2870      | 1686 | 169  | 17..      | 3984           | 2708 | 117   | 8     | 3    | —             | 3522       | 2822 | 39  | 64 |
| Floyd.....        | 1869      | 819  | 42   | 4..       | 2843           | 1295 | 57    | 12    | —    | 1..           | 2749       | 1461 | 35  | 30 |
| Franklin.....     | 1347      | 341  | 51   | 2..       | 2537           | 743  | 82    | 1     | 1    | 2..           | 2459       | 884  | 17  | 9  |
| Fremont.....      | 1828      | 1330 | 118  | 5..       | 2770           | 2399 | 73    | 9     | 1    | 3..           | 1948       | 2857 | 19  | 11 |
| Greene.....       | 1830      | 661  | 198  | 2..       | 2777           | 1330 | 72    | 1     | 1    | 3..           | 2606       | 1629 | 26  | 18 |

ELECTION RETURNS.

239

|                    | Cummins. | Phillips. | Coates. | Barter. | McKinley. | Bryan. | Wool'y. | Barker. | Mallon'y. | Deba. | McKinl'y. | Bryan. | Palm'y. | Lerr'y. |
|--------------------|----------|-----------|---------|---------|-----------|--------|---------|---------|-----------|-------|-----------|--------|---------|---------|
| Grundy.....        | 1565     | 897       | 62      | 2..     | 2025      | 1203   | 43      | 2       | —         | 4..   | 1894      | 1205   | 21      | 13      |
| Guthrie.....       | 2209     | 1264      | 173     | 4..     | 2806      | 1284   | 74      | 5       | —         | 5..   | 2541      | 2220   | 19      | 41      |
| Hamilton.....      | 2022     | 636       | 48      | 5..     | 3259      | 1134   | 44      | 6       | 1         | 10..  | 3074      | 1300   | 46      | 15      |
| Hancock.....       | 1478     | 478       | 72      | 4..     | 2186      | 827    | 50      | 1       | —         | 11..  | 1975      | 1007   | 12      | 11      |
| Hardin.....        | 2132     | 682       | 131     | 9..     | 3741      | 1268   | 125     | 4       | 2         | 8..   | 3575      | 1568   | 38      | 37      |
| Harrison.....      | 2891     | 2366      | 103     | 44..    | 3303      | 2837   | 106     | 8       | —         | 37..  | 2839      | 3214   | 24      | 27      |
| Henry.....         | 2241     | 1220      | 284     | 14..    | 2794      | 1907   | 125     | 6       | 3         | 10..  | 2774      | 2062   | 45      | 52      |
| Howard.....        | 1662     | 1208      | 125     | 3..     | 1944      | 1420   | 85      | 1       | —         | 3..   | 1929      | 1507   | 21      | 29      |
| Humboldt.....      | 1178     | 267       | 27      | 2..     | 2214      | 595    | 29      | 3       | —         | 20..  | 2010      | 733    | 10      | 17      |
| Ida.....           | 1301     | 1057      | 82      | 1..     | 1599      | 1304   | 40      | 2       | —         | 4..   | 1475      | 1421   | 15      | 15      |
| Iowa.....          | 2003     | 1777      | 153     | 7..     | 2536      | 1983   | 92      | 9       | —         | 12..  | 2391      | 1956   | 79      | 15      |
| Jackson.....       | 2506     | 2292      | 34      | 7..     | 2864      | 2854   | 30      | 2       | —         | 11..  | 2768      | 3019   | 60      | 16      |
| Jasper.....        | 3434     | 2190      | 406     | 25..    | 3894      | 3163   | 93      | 15      | 1         | 20..  | 3713      | 3279   | 40      | 39      |
| Jefferson.....     | 1552     | 1166      | 364     | 8..     | 2482      | 1612   | 118     | 3       | 1         | 9..   | 2478      | 1772   | 36      | 35      |
| Johnson.....       | 2403     | 2634      | 64      | 10..    | 3010      | 1132   | 46      | 3       | 1         | 15..  | 2910      | 3170   | 90      | 8       |
| Jones.....         | 2048     | 1337      | 128     | 7..     | 3021      | 2052   | 72      | —       | —         | —     | 3057      | 2143   | 54      | 20      |
| Keokuk.....        | 2743     | 2264      | 311     | 14..    | 3339      | 2839   | 120     | 4       | 3         | 11..  | 3136      | 2891   | 118     | 61      |
| Kossuth.....       | 2635     | 1380      | 92      | 8..     | 3122      | 1777   | 46      | 3       | —         | 3..   | 2930      | 1861   | 50      | 16      |
| Lee.....           | 3283     | 3594      | 100     | 48..    | 4486      | 5182   | 77      | 8       | 3         | 19..  | 4874      | 5153   | 120     | 35      |
| Linn.....          | 4911     | 2456      | 404     | 108..   | 7745      | 5019   | 236     | 6       | 7         | 87..  | 7335      | 5283   | 95      | 99      |
| Louisia.....       | 1708     | 710       | 117     | 2..     | 2185      | 1172   | 82      | 1       | —         | 11..  | 2025      | 1334   | 37      | 33      |
| Lucas.....         | 1661     | 1045      | 151     | 40..    | 2225      | 1488   | 127     | 1       | 1         | 21..  | 1859      | 1621   | 28      | 33      |
| Lyon.....          | 1291     | 865       | 58      | 22..    | 1666      | 1289   | 50      | —       | 3         | 21..  | 1568      | 1464   | 5       | 16      |
| Madison.....       | 2236     | 1458      | 200     | 41..    | 2590      | 1907   | 75      | 69      | 1         | 9..   | 2313      | 2224   | 28      | 28      |
| Mahaska.....       | 3332     | 2422      | 342     | 91..    | 4480      | 3536   | 201     | 5       | 2         | 23..  | 4256      | 3374   | 56      | 90      |
| Marion.....        | 2490     | 2055      | 257     | 12..    | 2850      | 2450   | 153     | 16      | 1         | 7..   | 2741      | 3119   | 33      | 54      |
| Marshall.....      | 2778     | 1235      | 377     | 35..    | 4878      | 2529   | 257     | 3       | —         | 27..  | 4541      | 2626   | 66      | 102     |
| Mills.....         | 1929     | 1437      | 217     | 7..     | 2212      | 1733   | 67      | 4       | —         | 3..   | 2153      | 1933   | 13      | 15      |
| Mitchell.....      | 1401     | 355       | 88      | —       | 2450      | 981    | 47      | —       | 1         | 1..   | 2498      | 1031   | 31      | 17      |
| Monona.....        | 1841     | 1431      | 87      | 10..    | 2161      | 1894   | 79      | 12      | 2         | 4..   | 1526      | 2533   | 13      | 40      |
| Monroe.....        | 2077     | 1263      | 176     | 246..   | 2233      | 1705   | 143     | 14      | 3         | 218.. | 1836      | 2065   | 35      | 58      |
| Montgomery.....    | 4338     | 773       | 175     | 1..     | 2327      | 1467   | 83      | 3       | 1         | 4..   | 2927      | 1634   | 12      | 19      |
| Muscataine.....    | 2944     | 2233      | 180     | 66..    | 3005      | 3021   | 68      | 3       | 1         | 108.. | 3627      | 2853   | 72      | 21      |
| O'Brien.....       | 1830     | 1069      | 87      | 2..     | 2386      | 1461   | 45      | 2       | —         | 7..   | 2421      | 1562   | 19      | 25      |
| Osceola.....       | 861      | 744       | 34      | 3..     | 1106      | 799    | 28      | 1       | 3         | 6..   | 1094      | 767    | 12      | 15      |
| Page.....          | 2230     | 894       | 291     | 17..    | 3429      | 1889   | 313     | 5       | 2         | 8..   | 3213      | 2390   | 22      | 58      |
| Palo Alto.....     | 1577     | 1206      | 43      | 8..     | 1968      | 1477   | 50      | 3       | —         | 2..   | 1585      | 1547   | 12      | 35      |
| Plymouth.....      | 2131     | 1707      | 95      | 6..     | 2712      | 2307   | 85      | 2       | —         | 5..   | 2623      | 2392   | 47      | 38      |
| Pocahontas.....    | 1496     | 716       | 65      | 6..     | 2176      | 1287   | 53      | —       | 1         | 1..   | 1866      | 1377   | 16      | 24      |
| Polk.....          | 9526     | 2579      | 878     | 168..   | 12628     | 6190   | 460     | 25      | 7         | 198.. | 11127     | 7087   | 111     | 121     |
| Pottawattomie..... | 5141     | 3807      | 150     | 34..    | 6525      | 5373   | 101     | 15      | 5         | 25..  | 5810      | 5468   | 86      | 14      |
| Poweshiek.....     | 2265     | 1022      | 177     | 16..    | 3199      | 1765   | 88      | 8       | 1         | 12..  | 2969      | 2013   | 42      | 49      |
| Ringgold.....      | 1747     | 706       | 186     | 4..     | 2319      | 1311   | 79      | 10      | 1         | 7..   | 2209      | 1651   | 18      | 25      |
| Sac.....           | 1605     | 422       | 188     | 5..     | 2786      | 1214   | 124     | 3       | —         | 8..   | 2513      | 1346   | 17      | 836     |
| Scott.....         | 4905     | 3678      | 78      | 414..   | 6327      | 5157   | 66      | 10      | 43        | 540.. | 6449      | 4032   | 278     | 29      |
| Shelby.....        | 1926     | 1753      | 79      | 7..     | 2182      | 1010   | 32      | 6       | —         | 8..   | 2019      | 2175   | 11      | 7       |
| Sioux.....         | 2641     | 1530      | 96      | 14..    | 3025      | 1819   | 52      | 5       | —         | 7..   | 2841      | 1308   | 50      | 25      |
| Story.....         | 2548     | 571       | 236     | 3..     | 4032      | 1343   | 222     | —       | —         | 8..   | 3630      | 1339   | 22      | 41      |
| Tama.....          | 2742     | 2239      | 179     | 8..     | 3290      | 2736   | 117     | 2       | 1         | 7..   | 3054      | 2596   | 37      | 40      |
| Taylor.....        | 2088     | 1182      | 170     | 12..    | 2792      | 1984   | 92      | 2       | 1         | 5..   | 2468      | 2293   | 7       | 15      |
| Union.....         | 1975     | 1551      | 273     | 12..    | 2462      | 2218   | 148     | 8       | 1         | 3..   | 2196      | 2425   | 32      | 28      |
| Van Buren.....     | 2041     | 1506      | 136     | 7..     | 2547      | 1893   | 65      | 2       | 3         | 5..   | 2478      | 2076   | 45      | 28      |
| Wapello.....       | 3862     | 3199      | 197     | 226..   | 4742      | 3902   | 85      | 24      | 13        | 142.. | 4319      | 4041   | 119     | 28      |
| Warren.....        | 2101     | 1087      | 340     | 5..     | 2866      | 1876   | 157     | 10      | —         | 3..   | 2826      | 2214   | 20      | 49      |
| Washington.....    | 2191     | 1750      | 316     | 10..    | 2844      | 2234   | 153     | 4       | —         | 3..   | 2882      | 2292   | 51      | 54      |
| Wayne.....         | 2022     | 1642      | 215     | 6..     | 2294      | 2001   | 132     | 3       | —         | —     | 2101      | 2115   | 29      | 45      |
| Webster.....       | 3073     | 1581      | 177     | 47..    | 4221      | 2296   | 133     | 7       | 8         | 29..  | 3631      | 2557   | 45      | 59      |
| Winnebago.....     | 1078     | 132       | 27      | 4..     | 2052      | 474    | 41      | 3       | 2         | 5..   | 1912      | 714    | 10      | 15      |
| Winneshiek.....    | 2940     | 1619      | 75      | 5..     | 3486      | 1835   | 59      | 1       | 1         | 3..   | 3422      | 2033   | 50      | 25      |
| Woodbury.....      | 4063     | 1970      | 280     | 172..   | 7045      | 4796   | 357     | 14      | 2         | 26..  | 6404      | 4876   | 117     | 97      |
| Worth.....         | 1160     | 216       | 41      | —       | 1730      | 475    | 23      | 4       | —         | 1..   | 1636      | 584    | 15      | 5       |
| Wright.....        | 1819     | 466       | 173     | 3..     | 2690      | 891    | 93      | 1       | 1         | 7..   | 2492      | 1133   | 20      | 38      |

|                 |        |        |       |       |        |         |      |     |     |        |        |        |      |      |
|-----------------|--------|--------|-------|-------|--------|---------|------|-----|-----|--------|--------|--------|------|------|
| Total.....      | 226839 | 143655 | 15645 | 3460. | 307808 | 208265  | 9502 | 613 | 259 | 2742.  | 289293 | 223741 | 4516 | 3192 |
| Plurality.....  | 83154  | —      | —     | —     | 98543  | —       | —    | —   | —   | 65432  | —      | —      | —    | —    |
| Per cent.....   | 58.20  | 36.90  | 4.01  | .88.  | 58.04  | 39.52   | 1.79 | 12  | .06 | .33.   | 55.50  | 42.90  | .90  | .61  |
| Total vote..... | 390411 | —      | —     | —     | —      | 530,355 | —    | —   | —   | 521547 | —      | —      | —    | —    |

In 1900 Leonard, U. C., received 166 votes for president.  
 In 1901 Weller, Peo., received 778 votes for governor.

FOR REPRESENTATIVES IN CONGRESS, 1900.

|   |        |
|---|--------|
| 1. Counties of Des Moines, Henry, Jefferson, Lee, Louisa, Van Buren and Washington. | 21,419 |
| Thomas Hedge, Rep.....  | 18,051 |
| D. J. O'Connell, Dem.....   | 620    |
| J. T. Tussey, Pro.....  | 218    |
| E. V. Stevens, S. D.....  | 218    |
| 2. Counties of Clinton, Iowa, Jackson, Johnson, Muscatine and Scott.                | 23,202 |
| J. N. W. Rumple, Rep.....   | 21,377 |
| Henry Vollmer, Dem.....   | 21,377 |
| J. E. Hart, Pro.....  | 270    |

|  |        |
|--|--------|
| W. A. Westphal, S. L.....  | 85     |
| Charles L. Breckon, S. D.....  | 746    |
| 3. Counties of Black Hawk, Bremer, Buchanan, Butler, Delaware, Dubuque, Franklin, Hardin and Wright. | 30,131 |
| D. B. Henderson, Rep.....  | 18,856 |
| W. N. Birdsall, Dem.....   | 120    |
| Richard M. Howe, Pro.....  | 5      |
| E. J. Dean, Ind.....   | 20     |
| J. M. Close, Ind.....  | 5      |
| 4. Counties of Allamakee, Cerro Gordo,   | —      |

|  |        |
|--|--------|
| Chickasaw, Clayton, Fayette, Floyd, Howard, Mitchell, Winneshiek and Worth.                                |        |
| G. N. Haugen, Rep.....   | 27,659 |
| John Foley, Dem.....   | 16,796 |
| V. B. Pool, Pro.....   | 599    |
| J. E. Anderson, S. D.....  | 281    |
| 5. Counties of Benton, Cedar, Grundy, Jones, Linn, Marshall and Tama.                                      |        |
| Robert G. Cousins, Rep.....  | 27,124 |
| Daniel Kerr, Dem.....  | 13,266 |
| George Slade, S. D.....  | 154    |
| Thomas Swearingen, Ind.....  | 9      |
| David Brown, Ind.....  | 1      |
| S. S. Wright, Ind.....   | 1      |
| 6. Counties of Davis, Jasper, Keokuk, Mahaska, Monroe, Poweshiek and Wapello.                              |        |
| John F. Lacey, Rep.....  | 22,956 |
| A. C. Steck, Dem.....  | 19,812 |
| Frank L. Rice, S. D.....   | 279    |
| J. R. Norman, Pro.....   | 75     |
| A. B. Bronson, S. L.....   | 34     |
| 7. Counties of Dallas, Madison, Marlon, Polk, Story and Warren.  |        |
| J. A. T. Hull, Rep.....  | 28,508 |
| George C. Crozier, Dem.....  | 16,365 |
| D. S. Grossman, Pro.....   | 1,204  |
| L. B. Patterson, S. D.....   | 198    |
| 8. Counties of Adams, Appanoose, Clarke, Decatur, Fremont, Lucas, Page, Ringgold, Taylor, Union and Wayne. |        |
| W. P. Hepburn, Rep.....  | 26,798 |
| V. R. McGinnis, Dem.....   | 21,347 |
| A. B. Wray, Pro.....   | 836    |
| 9. Counties of Adair, Audubon, Cass, Guthrie, Harrison, Mills, Montgomery, Pottawattamie and Shelby.       |        |

|   |        |
|---|--------|
| Walter I. Smith, Rep.....   | 27,155 |
| S. B. Wadsworth, Dem.....   | 20,207 |
| B. S. Taylor, Pro.....  | 418    |
| 10. Counties of Boone, Calhoun, Carroll, Crawford, Emmet, Greene, Hamilton, Hancock, Humboldt, Kossuth, Palo Alto, Pocahontas, Webster and Winnebago. |        |
| J. P. Connor, Rep.....  | 36,584 |
| Robert F. Dale, Dem.....  | 20,648 |
| P. G. Shaw, Pro.....  | 899    |
| 11. Counties of Buena Vista, Cherokee, Clay, Dickinson, Ida, Lyon, Menona, O'Brien, Osceola, Plymouth, Sac, Sioux and Woodbury.                       |        |
| Lot Thomas, Rep.....  | 32,716 |
| William Mulvaney, Dem.....  | 20,564 |
| H. A. Maultby, Pro.....   | 1,110  |
| H. C. Middlebrooks, Ind.....  | 1      |
| 9. To fill vacancy—   |        |
| Walter I. Smith, Rep.....   | 27,154 |
| S. B. Wadsworth, Dem.....   | 20,229 |
| B. S. Taylor, Ind.....  | 11     |
| 10. To fill vacancy—  |        |
| J. P. Connor, Rep.....  | 35,009 |
| Robert F. Dale, Dem.....  | 19,830 |
| P. G. Shaw, Ind.....  | 10     |

| LEGISLATURE.      |         |        |       |
|-------------------|---------|--------|-------|
|                   | Senate. | House. | J. B. |
| Republicans ..... | 39      | 86     | 125   |
| Democrats .....   | 11      | 14     | 25    |

STATE OFFICERS.  
(All Republicans.)  
Governor—A. B. Cummins.  
Lieutenant-Governor—John Herriott.  
Secretary of State—W. B. Martin.  
State Treasurer—G. S. Gilbertson.  
Auditor—Frank Merriam.

KANSAS.

| COUNTIES.<br>(105) | —PRESIDENT 1900— |      |     | —GOV. 1898— |      |      | —PRESIDENT 1896— |      |      |      |       |
|--------------------|------------------|------|-----|-------------|------|------|------------------|------|------|------|-------|
|                    | Rep.             | Dem. | Pro | S. D.       | Rep. | Fus. | Pro.             | Rep. | Dem. | Pop. | M. R. |
| Allen.....         | 2680             | 2073 | 49  | 21.....     | 1812 | 1354 | 44.....          | 1833 | 746  | 914  | 13    |
| Anderson.....      | 1846             | 1757 | 52  | 8.....      | 1905 | 1568 | 42.....          | 1780 | 1266 | 626  | 7     |
| Atchison.....      | 3330             | 2632 | 24  | 8.....      | 2259 | 2177 | 37.....          | 3326 | 2545 | 420  | 9     |
| Barber.....        | 862              | 783  | 25  | 15.....     | 654  | 662  | 25.....          | 597  | —    | 735  | 6     |
| Barton.....        | 1564             | 1772 | 21  | 9.....      | 1248 | 1433 | 20.....          | 1215 | 1616 | —    | 11    |
| Bourbon.....       | 3024             | 2789 | 30  | 35.....     | 2538 | 2200 | 36.....          | 2400 | 3067 | —    | 32    |
| Brown.....         | 3187             | 2307 | 53  | 6.....      | 2557 | 2001 | 60.....          | 2879 | 2906 | 12   | 32    |
| Butler.....        | 2947             | 2732 | 94  | 26.....     | 2352 | 2275 | 68.....          | 2414 | 2826 | —    | 15    |
| Chase.....         | 1084             | 956  | 21  | 4.....      | 863  | 825  | 24.....          | 812  | 981  | —    | —     |
| Chautauqua.....    | 1618             | 1290 | 11  | 8.....      | 1350 | 1070 | 2.....           | 1359 | —    | 1208 | 15    |
| Cherokee.....      | 4478             | 5302 | 55  | 7.....      | 2335 | 3311 | 56.....          | 3355 | 5108 | —    | 65    |
| Cheyenne.....      | 848              | 286  | 5   | 4.....      | 234  | 290  | 4.....           | 427  | 106  | 216  | 5     |
| Clark.....         | 201              | 199  | 8   | 1.....      | 181  | 187  | —.....           | 182  | 89   | 103  | 2     |
| Clay.....          | 2001             | 1826 | 56  | 5.....      | 1620 | 1613 | 83.....          | 1655 | —    | 1933 | 6     |
| Cloud.....         | 2315             | 2045 | 59  | 44.....     | 1824 | 1843 | 71.....          | 1718 | 2129 | —    | 8     |
| Coffey.....        | 2159             | 2066 | 48  | 6.....      | 1864 | 1733 | 34.....          | 2000 | 2010 | 184  | 12    |
| Comanche.....      | 249              | 194  | 8   | 3.....      | 187  | 144  | 9.....           | 142  | 107  | 63   | 1     |
| Cowley.....        | 3679             | 3436 | 138 | 36.....     | 3077 | 2805 | 128.....         | 2871 | 3410 | —    | 48    |
| Crawford.....      | 4722             | 4824 | 48  | 110.....    | 3113 | 3565 | 45.....          | 3868 | 2978 | 1787 | 70    |
| Decatur.....       | 848              | 1158 | 12  | 12.....     | 620  | 801  | 25.....          | 594  | —    | 1062 | 5     |
| Dickinson.....     | 2771             | 2352 | 47  | 65.....     | 2270 | 1990 | 60.....          | 2291 | —    | 2392 | 11    |
| Doniphan.....      | 2464             | 1244 | 12  | 18.....     | 2304 | 1132 | 14.....          | 2549 | 1332 | —    | 16    |
| Douglas.....       | 3453             | 2333 | 96  | 15.....     | 2740 | 2117 | 102.....         | 3582 | 1871 | 703  | 21    |
| Edwards.....       | 523              | 502  | 14  | 5.....      | 884  | 412  | 12.....          | 322  | 68   | 411  | 6     |
| Elk.....           | 1632             | 1311 | 7   | 6.....      | 1984 | 1335 | 14.....          | 1339 | 586  | 884  | 2     |
| Ellis.....         | 627              | 1228 | 9   | 5.....      | 541  | 919  | 20.....          | 460  | 717  | 333  | 6     |
| Ellsworth.....     | 1233             | 1046 | 12  | 1.....      | 1055 | 744  | 21.....          | 1084 | 612  | 382  | 5     |
| Finney.....        | 525              | 336  | 7   | 9.....      | 470  | 230  | 9.....           | 505  | 321  | 44   | 5     |
| Ford.....          | 653              | 610  | 24  | 7.....      | 552  | 585  | 13.....          | 555  | 643  | —    | 3     |
| Franklin.....      | 2872             | 2603 | 82  | 12.....     | 2360 | 2219 | 75.....          | 2609 | 152  | —    | 6     |
| Garfield.....      | —                | —    | —   | —.....      | —    | —    | —.....           | —    | —    | —    | —     |
| Geary.....         | 1240             | 1009 | 11  | 13.....     | 944  | 871  | 24.....          | 1051 | 771  | 403  | 3     |
| Gove.....          | 368              | 253  | 3   | 6.....      | 320  | 201  | 4.....           | 279  | —    | 204  | 9     |
| Graham.....        | 561              | 694  | 12  | 7.....      | 405  | 630  | 9.....           | 343  | 648  | —    | 4     |
| Grant.....         | 58               | 53   | 1   | —.....      | 52   | 36   | 1.....           | 51   | —    | 60   | 1     |
| Gray.....          | 188              | 145  | 2   | 2.....      | 171  | 112  | 7.....           | 153  | 122  | 11   | —     |
| *Greeley.....      | 118              | 36   | 2   | —.....      | 99   | 33   | —.....           | 121  | —    | 76   | 1     |
| Greenwood.....     | 2204             | 1914 | 11  | 5.....      | 1775 | 1737 | 17.....          | 1835 | 1120 | 942  | 11    |
| Hamilton.....      | 182              | 194  | 17  | —.....      | 204  | 157  | 1.....           | 185  | 216  | —    | —     |
| Harper.....        | 1190             | 1261 | 66  | 13.....     | 958  | 1043 | 60.....          | 812  | 564  | 771  | 1     |

ELECTION RETURNS.

|                | McKinley | Bryan  | Woolley | Debs.  | Stanley | Leedy | Peffer | McKinley | Bryan | Bryan | Bryan |
|----------------|----------|--------|---------|--------|---------|-------|--------|----------|-------|-------|-------|
| Harvey         | 2266     | 1658   | 58      | 18.    | 1945    | 1307  | 64..   | 2082     | 988   | 693   | 17    |
| Haskell        | 79       | 44     | —       | —.     | 72      | 38    | —.     | 81       | 54    | —     | 1     |
| Hodgeman       | 323      | 245    | 6       | —.     | 278     | 209   | 7..    | 262      | 224   | —     | 1     |
| Jackson        | 2291     | 1745   | 39      | 4..    | 2041    | 1450  | 52..   | 2158     | 1955  | —     | 10    |
| Jefferson      | 2974     | 1912   | 44      | 13..   | 2102    | 1773  | 97..   | 2322     | 2276  | —     | 11    |
| Jewell         | 2448     | 2192   | 67      | 4..    | 2072    | 1914  | 77..   | 1902     | 2342  | —     | 8     |
| Johnson        | 2336     | 2171   | 28      | 47..   | 2021    | 1949  | 46..   | 2313     | 1913  | 549   | 19    |
| Kearney        | 164      | 137    | 3       | 1..    | 177     | 111   | —.     | 172      | 172   | —     | 5     |
| Kingman        | 1286     | 1183   | 40      | 23..   | 1110    | 1015  | 59..   | 988      | —     | 1391  | 5     |
| Kiowa          | 322      | 265    | 10      | —.     | 296     | 214   | 10..   | 250      | 115   | 181   | 8     |
| Labette        | 3219     | 3425   | 43      | 18..   | 3027    | 2919  | 14..   | 3206     | 3969  | —     | 30    |
| Lane           | 239      | 172    | 13      | —.     | 232     | 172   | 9..    | 241      | 191   | —     | 1     |
| Leavenworth    | 4162     | 4109   | 49      | 31..   | 3120    | 3389  | 46..   | 4004     | 4606  | 59    | 17    |
| Lincoln        | 1110     | 1250   | 22      | 8..    | 845     | 990   | 29..   | 787      | —     | 1382  | 5     |
| Linn           | 2279     | 2043   | 27      | 14..   | 1949    | 1901  | 24..   | 2153     | 1380  | 1045  | 12    |
| Logan          | 319      | 176    | 9       | 23..   | 277     | 150   | 6..    | 274      | 175   | —     | 1     |
| Lyon           | 3083     | 2865   | 113     | 18..   | 2567    | 2199  | 105..  | 2860     | 3276  | —     | 8     |
| Marion         | 2623     | 1729   | 38      | 6..    | 2072    | 1232  | 35..   | 2285     | 1639  | —     | 18    |
| Marshall       | 3413     | 2639   | 47      | 6..    | 2871    | 2354  | 38..   | 3052     | 2776  | —     | 34    |
| McPherson      | 2640     | 2122   | 70      | 3..    | 2333    | 1860  | 54..   | 2269     | 2324  | —     | 18    |
| Meade          | 238      | 209    | —       | —.     | 198     | 142   | 5..    | 206      | 89    | 104   | 1     |
| Miami          | 2863     | 2401   | 9       | 22..   | 2270    | 2046  | 24..   | 2541     | 2047  | 765   | 36    |
| Mitchell       | 1764     | 1702   | 54      | 33..   | 1382    | 1504  | 62..   | 1428     | 1889  | —     | 9     |
| Montgomery     | 3436     | 3213   | 30      | 18..   | 2688    | 2661  | 33..   | 2714     | 1964  | 1456  | 10    |
| Morris         | 1650     | 1326   | 9       | 7..    | 1425    | 1161  | 26..   | 1484     | 1456  | —     | 29    |
| Morton         | 51       | 34     | —       | —.     | 40      | 34    | 1..    | 52       | 36    | —     | 1     |
| Nemaha         | 2761     | 1318   | 49      | 8..    | 2316    | 2145  | 49..   | 2568     | 1911  | 567   | 27    |
| Neosho         | 2424     | 2279   | 23      | 33..   | 2040    | 2007  | 21..   | 2177     | 2601  | —     | 22    |
| Ness           | 511      | 583    | 32      | 12..   | 418     | 455   | 26..   | 354      | —     | 527   | 13    |
| Norton         | 1329     | 1212   | 29      | 2..    | 1059    | 966   | 47..   | 941      | 1260  | —     | 6     |
| Osage          | 3128     | 2901   | 68      | 17..   | 2579    | 2592  | 135..  | 2303     | —     | 3482  | 34    |
| Osborne        | 1555     | 1289   | 62      | 1..    | 1340    | 1107  | 67..   | 1325     | 370   | 1038  | 4     |
| Ottawa         | 1509     | 1367   | 35      | 13..   | 1312    | 1170  | 31..   | 1256     | 1486  | —     | 2     |
| Pawnee         | 684      | 727    | 7       | 7..    | 554     | 609   | 8..    | 499      | 635   | —     | 2     |
| Phillips       | 1691     | 1511   | 26      | 8..    | 1471    | 1349  | 28..   | 1374     | 190   | 1316  | 15    |
| Pottawatomie   | 2556     | 1929   | 39      | 7..    | 2245    | 1902  | 34..   | 2308     | 1463  | 817   | 5     |
| Pratt          | 821      | 816    | 30      | 7..    | 607     | 643   | 11..   | 621      | 820   | —     | 11    |
| Rawlins        | 577      | 568    | 7       | 5..    | 470     | 528   | 9..    | 439      | 141   | 468   | 6     |
| Reno           | 3769     | 2859   | 76      | 24..   | 2993    | 2458  | 67..   | 3375     | —     | 3053  | 15    |
| Republic       | 2499     | 1925   | 53      | 12..   | 2142    | 1636  | 72..   | 2065     | 584   | 1329  | 9     |
| Rice           | 2015     | 1527   | 190     | 29..   | 1705    | 1358  | 100..  | 1729     | 1751  | —     | 7     |
| Riley          | 2119     | 1279   | 30      | 7..    | 1728    | 1122  | 46..   | 1890     | 1443  | —     | 2     |
| Rooks          | 627      | 625    | 29      | —.     | 641     | 620   | 24..   | 817      | 159   | 812   | 6     |
| Russell        | 681      | 717    | 6       | 1..    | 609     | 561   | 10..   | 515      | 179   | 466   | 7     |
| Russell        | 1233     | 810    | 15      | 7..    | 980     | 686   | 12..   | 902      | 802   | 21    | 11    |
| Saline         | 2245     | 2199   | 39      | 37..   | 1816    | 1904  | 43..   | 1706     | 2334  | —     | 9     |
| Scott          | 123      | 159    | 3       | —.     | 121     | 138   | 3..    | 91       | —     | 161   | 1     |
| Sedgewick      | 5363     | 5144   | 155     | 57..   | 4203    | 4187  | 173..  | 4122     | 5434  | —     | 25    |
| Seward         | 122      | 77     | 3       | —.     | 88      | 56    | 8..    | 100      | 78    | —     | 1     |
| Shawnee        | 7667     | 4875   | 127     | 50..   | 5687    | 3805  | 362..  | 6978     | 5508  | 28    | 61    |
| Sheridan       | 445      | 499    | 10      | 7..    | 363     | 367   | 12..   | 283      | 114   | 270   | 2     |
| Sherman        | 390      | 418    | 5       | 14..   | 333     | 339   | 8..    | 291      | —     | 437   | 1     |
| Smith          | 1770     | 1978   | 60      | 1..    | 1524    | 1740  | 69..   | 1385     | —     | 2017  | 10    |
| Stafford       | 1055     | 1139   | 54      | 6..    | 808     | 968   | 29..   | 701      | —     | 1282  | 3     |
| Stanton        | 50       | 36     | 1       | —.     | 42      | 38    | —.     | 55       | 57    | —     | 1     |
| *Stevens       | 66       | 89     | 1       | —.     | 48      | 75    | 3..    | 48       | 101   | —     | —     |
| *Sumner        | 3184     | 2982   | 106     | 19..   | 2801    | 2429  | 74..   | 2515     | 1649  | 1400  | 21    |
| *Thomas        | 404      | 551    | 4       | 4..    | 376     | 400   | 9..    | 304      | —     | 488   | 2     |
| Trego          | 390      | 390    | 21      | 2..    | 224     | 305   | 13..   | 256      | 340   | —     | —     |
| *Wabunsee      | 1793     | 1283   | 28      | 4..    | 1464    | 1174  | 5..    | 1586     | 972   | 473   | 11    |
| *Wallace       | 212      | 102    | 6       | —.     | 163     | 79    | 8..    | 181      | 124   | —     | 6     |
| Washington     | 2960     | 2252   | 47      | 25..   | 2565    | 1983  | 64..   | 2514     | 2391  | —     | 20    |
| *Wichita       | 201      | 128    | —       | 4..    | 211     | 117   | 1..    | 214      | —     | 191   | —     |
| Wilson         | 2193     | 1711   | 17      | 25..   | 1769    | 1599  | 20..   | 1552     | 1959  | —     | 10    |
| Woodson        | 1418     | 1115   | 16      | 4..    | 1269    | 1075  | 11..   | 1285     | 1159  | —     | 14    |
| Wyandotte      | 8133     | 7304   | 77      | 203..  | 4286    | 3860  | 81..   | 6852     | 6882  | —     | 77    |
| Soldiers' vote | —        | —      | —       | —.     | 264     | 140   | —.     | —        | —     | —     | —     |
| Total          | 185655   | 162801 | 3605    | 149232 | 134158  | 4092. | 159345 | 129670   | 44954 | 1240  | —     |
| Plurality      | 23364    | —      | —       | —.     | 15134   | —     | —.     | 13569    | —     | —     | —     |
| Per cent.      | 52.57    | 45.97  | 1.02    | .40.   | 51.80   | 46.90 | 1.42.  | 47.16    | 37.62 | 13.43 | .37   |
| Total vote     | —        | —      | —       | —.     | 353766  | —     | —.     | 288184   | —     | —     | —     |

\*Attached to other counties, being unorganized.  
 In 1886 Palmer, G. D., received 1,200; Levering, Pro., received 1,611 votes; Bentley, Nat., received 620 votes for president.  
 In 1888 Lipscomb, S. L., received 642 votes for governor.

| FOR REPRESENTATIVES IN CONGRESS, 1900.    |         | Jackson, Jefferson, Leavenworth, Nemaha and Shawnee.  |  |
|---|---------|---|--|
| Congressman-at-Large—                     |         | Charles Curtis, Rep..... 28,733   |  |
| Charles F. Scott, Rep.....                | 180,162 | George W. Glick, Fus..... 19,915  |  |
| J. D. Botkin, Fus.....                    | 160,950 | 2. Counties of Allen, Anderson, Bourbon, Douglas, Franklin, Johnson, Linn, Miami and Wyandotte. |  |
| F. E. Miller, S. D.....                   | 1,124   |   |  |
| B. C. Hoyt, Pro.....                      | 2,396   |   |  |
| 1. Counties of Atchison, Brown, Doniphan, |         |   |  |

|  |        |
|--|--------|
| J. D. Bowersock, Rep.....  | 28,083 |
| M. S. Peters, Fus.....   | 25,623 |
| 3. Counties of Chautauqua, Cherokee, Cowley, Crawford, Elk, Labette, Montgomery, Neosho and Wilson.  |        |
| George W. Wheatly, Rep.....  | 26,492 |
| A. M. Jackson, Fus.....  | 26,763 |
| 4. Counties of Butler, Chase, Coffey, Greenwood, Lyon, Marion, Morris, Osage, Pottawatomie, Wabunsee and Woodson.  |        |
| J. M. Miller, Rep.....   | 24,106 |
| Thomas H. Grisham, Fus.....  | 20,670 |
| 5. Counties of Clay, Cloud, Geary, Dickinson, Marshall, Ottawa, Republic, Riley, Saline and Washington.  |        |
| W. D. Vincent, Fus.....  | 19,211 |
| W. A. Calderhead, Rep.....   | 22,436 |
| 6. Counties of Cheyenne, Decatur, Ellis, Ellsworth, Gove, Graham, Jewell, Lincoln, Logan, Mitchell, Norton, Osborne, Phillips, Rawlins, Rooks, Russell, Sheridan, Sherman, Smith, Thomas, Trego and Wallace. |        |
| W. A. Reeder, Rep.....   | 19,660 |
| John B. Dykes, Pop.....  | 15,083 |
| Tully Scott, Dem.....  | 5,430  |

|   |        |
|---|--------|
| 7. Counties of Barber, Barton, Clark, Comanche, Edwards, Finney, Ford, Grant, Gray, Garfield, Greeley, Hamilton, Harper, Harvey, Hodgeman, Haskell, Kingman, Kiowa, Kearney, Lane, McPherson, Meade, Morton, Ness, Pawnee, Pratt, Reno, Rice, Rush, Scott, Sedgwick, Seward, Stafford, Stevens, Sumner, Stanton and Wichita |        |
| Chester I. Long, Rep.....   | 31,479 |
| Claud Duval, Fus.....   | 29,960 |

LEGISLATURE.

|                   |         |        |       |
|-------------------|---------|--------|-------|
|                   | Senate. | House. | J. B. |
| Republicans ..... | 31      | 81     | 112   |
| Democrats .....   | 2       | 12     | 14    |
| People's .....    | 7       | 30     | 37    |
| Fus.-Rep. ....    | —       | 2      | 2     |

STATE OFFICERS.  
(All republicans.)

|   |
|---|
| Governor—W. E. Stanley.                   |
| Lieutenant-Governor—H. E. Richter.        |
| Secretary—George A. Clark.                |
| Auditor—George E. Cole.                   |
| Treasurer—F. E. Grimes.                   |
| Attorney-General—A. A. Godard.            |
| Sup't of Public Instruction—Frank Nelson. |
| Superintendent of Insurance—W. V. Church. |

KENTUCKY.

| COUNTIES.<br>(119) | —PRESIDENT 1900—  |                |      |                  | —GOVERNOR 1899— |                 |                 |                |                  |                   | —PRESIDENT 1896— |                  |                |  |
|--------------------|-------------------|----------------|------|------------------|-----------------|-----------------|-----------------|----------------|------------------|-------------------|------------------|------------------|----------------|--|
|                    | Rep.<br>McKinley. | Dem.<br>Bryan. | Pop. | Pro.<br>Woolley. | Rep.<br>Taylor. | Dem.<br>Goebel. | I. D.<br>Brown. | Pop.<br>Blair. | Pro.<br>Wallace. | Rep.<br>McKinley. | Dem.<br>Bryan.   | G. D.<br>Palmer. | Pro.<br>Lever. |  |
| Adair.....         | 1713              | 1452           | 5    | 18.              | 1608            | 1243            | 93              | 7              | 13.              | 1612              | 1345             | 40               | 22             |  |
| Allen.....         | 1725              | 1494           | 26   | 22.              | 1489            | 1185            | 55              | 41             | 17.              | 1505              | 1400             | 13               | 32             |  |
| Anderson.....      | 1148              | 1485           | 6    | 15.              | 1127            | 1152            | 67              | 8              | 12.              | 1151              | 1286             | 45               | 17             |  |
| Ballard.....       | 670               | 1877           | 17   | 12.              | 555             | 1391            | 45              | 38             | 5.               | 495               | 1670             | 9                | 55             |  |
| Barren.....        | 2234              | 3170           | 38   | 40.              | 2059            | 2743            | 71              | 56             | 24.              | 2092              | 3006             | 43               | 56             |  |
| Bath.....          | 1654              | 1836           | 11   | 15.              | 1580            | 1574            | 59              | 13             | 22.              | 1579              | 1791             | 23               | 41             |  |
| Bell.....          | 2142              | 748            | 1    | 18.              | 1494            | 645             | 24              | 7              | 8.               | 1900              | 615              | 21               | 13             |  |
| Boone.....         | 759               | 2302           | 1    | 12.              | 697             | 1886            | 193             | 1              | 8.               | 781               | 2317             | 13               | 35             |  |
| Bourbon.....       | 2217              | 2411           | 94   | 29.              | 2200            | 2174            | 57              | 14             | 27.              | 2578              | 2210             | 58               | 40             |  |
| Boyd.....          | 1935              | 1514           | 5    | 18.              | 1863            | 1470            | 17              | 5              | 20.              | 2087              | 1241             | 35               | 44             |  |
| Boyle.....         | 1646              | 1577           | 8    | 41.              | 1442            | 1453            | 45              | 13             | 31.              | 1687              | 1303             | 71               | 35             |  |
| Bracken.....       | 1318              | 1839           | 5    | 21.              | 1173            | 1718            | 19              | 1              | 31.              | 1226              | 1762             | 14               | 47             |  |
| Breathitt.....     | 850               | 1573           | —    | 9.               | 750             | 1583            | 26              | —              | 5.               | 877               | 1275             | 5                | 12             |  |
| Breckinridge.....  | 2534              | 2231           | 46   | 26.              | 2129            | 1722            | 86              | 66             | 42.              | 2276              | 2202             | 43               | 51             |  |
| Bullitt.....       | 772               | 1442           | 3    | 11.              | 675             | 1154            | 45              | 2              | 11.              | 799               | 1108             | 55               | 26             |  |
| Butler.....        | 2323              | 1131           | 16   | 81.              | 2178            | 910             | 42              | 9              | 6.               | 1898              | 1139             | 16               | 39             |  |
| Caldwell.....      | 1622              | 1475           | 50   | 15.              | 1512            | 1041            | 158             | 77             | 7.               | 1544              | 1530             | 24               | 11             |  |
| Callaway.....      | 844               | 2876           | 44   | 20.              | 647             | 2125            | 41              | 93             | 11.              | 561               | 2572             | 9                | 85             |  |
| Campbell.....      | 5567              | 5141           | 6    | 68.              | 4640            | 4701            | 172             | 8              | 23.              | 5821              | 4304             | 36               | 102            |  |
| Carlisle.....      | 533               | 1587           | 11   | 37.              | 469             | 1207            | 33              | 69             | 32.              | 390               | 1624             | 6                | 58             |  |
| Carroll.....       | 749               | 1808           | 1    | 26.              | 636             | 1471            | 179             | 1              | 28.              | 685               | 1778             | 26               | 80             |  |
| Carter.....        | 2482              | 1720           | 7    | 16.              | 2095            | 1483            | 19              | 4              | 20.              | 2440              | 1665             | 39               | 30             |  |
| Casey.....         | 1786              | 1302           | 5    | 15.              | 1521            | 1060            | 14              | 2              | 20.              | 1643              | 1061             | 26               | 33             |  |
| Christian.....     | 4473              | 3264           | 19   | 28.              | 3471            | 2816            | 112             | 30             | 43.              | 4525              | 3145             | 66               | 83             |  |
| Clark.....         | 1900              | 2302           | 5    | 22.              | 1736            | 2169            | 87              | 8              | 18.              | 2032              | 2055             | 98               | 33             |  |
| Clay.....          | 1948              | 681            | 8    | 9.               | 1387            | 473             | 10              | 3              | 9.               | 1725              | 707              | 7                | 26             |  |
| Clinton.....       | 1107              | 414            | 5    | 4.               | 998             | 322             | 9               | 1              | 3.               | 1004              | 300              | 11               | 11             |  |
| Crittenden.....    | 1835              | 1517           | 29   | 23.              | 1701            | 1327            | 77              | 25             | 12.              | 1574              | 1375             | 9                | 15             |  |
| Cumberland.....    | 1241              | 690            | 5    | 14.              | 1076            | 481             | 17              | 6              | 11.              | 1154              | 621              | 12               | 9              |  |
| Davies.....        | 3733              | 4910           | 69   | 150.             | 3274            | 3811            | 251             | 68             | 69.              | 3105              | 4952             | 122              | 149            |  |
| Edmonson.....      | 1156              | 914            | 8    | 6.               | 978             | 736             | 28              | 12             | 8.               | 932               | 833              | 8                | 12             |  |
| Elliott.....       | 624               | 1367           | 2    | 2.               | 620             | 1165            | 3               | 2              | —.               | 577               | 1294             | 3                | 14             |  |
| Estill.....        | 1829              | 1000           | 31   | 17.              | 1183            | 963             | 14              | 32             | 6.               | 963               | 798              | 9                | 4              |  |
| Fayette.....       | 5302              | 4233           | 11   | 67.              | 3277            | 3538            | 188             | 8              | 32.              | 5143              | 3988             | 89               | 50             |  |
| Fleming.....       | 2109              | 2190           | 1    | 40.              | 1890            | 1958            | 43              | 11             | 34.              | 1935              | 2013             | 51               | 35             |  |
| Floyd.....         | 1197              | 1615           | 2    | 9.               | 1082            | 1238            | 46              | 5              | 12.              | 1057              | 1410             | 5                | 15             |  |
| Franklin.....      | 1863              | 2946           | 12   | 17.              | 1416            | 2471            | 100             | 34             | 18.              | 2175              | 2464             | 84               | 28             |  |
| Fulton.....        | 581               | 1487           | 3    | 22.              | 369             | 965             | 62              | 12             | 29.              | 603               | 1414             | 47               | 37             |  |
| Gallatin.....      | 404               | 1018           | —    | 7.               | 402             | 881             | 34              | 2              | 4.               | 396               | 933              | 8                | 8              |  |
| Garrard.....       | 1592              | 1312           | 4    | 34.              | 1297            | 1193            | 14              | 6              | 46.              | 1595              | 1171             | 45               | 57             |  |
| Grant.....         | 1465              | 2039           | 2    | 22.              | 1423            | 1710            | 116             | 3              | 25.              | 1417              | 1832             | 35               | 37             |  |
| Graves.....        | 2073              | 4759           | 82   | 40.              | 1682            | 3757            | 237             | 144            | 29.              | 1628              | 4639             | 53               | 94             |  |
| Grayson.....       | 2218              | 1958           | 9    | 9.               | 1963            | 1243            | 145             | 200            | 20.              | 1874              | 2002             | 31               | 19             |  |
| Green.....         | 1849              | 1243           | 9    | 27.              | 1324            | 1081            | 60              | 12             | 4.               | 1389              | 1142             | 17               | 7              |  |
| Greenup.....       | 1382              | 1430           | 9    | 27.              | 1556            | 1322            | 23              | 2              | 15.              | 1802              | 1369             | 15               | 52             |  |
| Hancock.....       | 1133              | 989            | 16   | 20.              | 1081            | 835             | 28              | 30             | 3.               | 1026              | 1080             | 13               | 15             |  |
| Hardin.....        | 2053              | 3059           | 46   | 42.              | 1726            | 1950            | 387             | 53             | 27.              | 1885              | 2848             | 58               | 82             |  |
| Harlan.....        | 1577              | 280            | 2    | 3.               | 1809            | 223             | 23              | 3              | 6.               | 1189              | 216              | 11               | 14             |  |
| Harrison.....      | 1813              | 2801           | 2    | 26.              | 1539            | 2457            | 117             | 9              | 41.              | 1705              | 2690             | 61               | 71             |  |
| Hart.....          | 2140              | 1987           | 7    | 16.              | 2086            | 1646            | 102             | 6              | 14.              | 1909              | 1951             | 62               | 19             |  |
| Henderson.....     | 2865              | 3937           | 16   | 66.              | 2107            | 2944            | 157             | 57             | 60.              | 2750              | 4000             | 69               | 44             |  |



Edmonson, Logan, Metcalfe, Muhlenberg, Simpson, Todd and Warren.  
 McKenzie Moss, Rep..... 19,344  
 John S. Rhea, Dem..... 19,500  
 James Glenn, Ind..... 148

4. The counties of Breckinridge, Bullitt, Grayson, Green, Hardin, Hart, Larue, Marion, Meade, Nelson, Ohio, Taylor and Washington.  
 R. M. Jolly, Rep..... 21,944  
 David H. Smith, Dem..... 24,920

5. The county of Jefferson.  
 H. S. Irwin, Rep..... 25,085  
 James P. Gregory, Dem..... 21,374  
 Scattering ..... 292

6. The counties of Boone, Campbell, Carroll, Gallatin, Grant, Kenton, Pendleton and Trimble.  
 William McD. Shaw, Rep..... 16,857  
 D. Linn Goch, Dem..... 22,572  
 S. E. Leeds, Ind..... 397

7. The counties of Bourbon, Fayette, Franklin, Henry, Oldham, Owen, Scott and Woodford.  
 R. P. Stoll, Rep..... 16,810  
 South Trimble, Dem..... 20,325

8. The counties of Anderson, Boyle, Garrard, Jessamine, Lincoln, Madison, Mercer, Rockcastle, Shelby and Spencer.  
 Dr. J. M. Williams, Rep..... 16,602  
 G. G. Gilbert, Dem..... 17,646  
 Courtney, Ind..... 243

9. The counties of Bracken, Bath, Boyd, Carter, Fleming, Greenup, Harrison, Lewis,

Lawrence, Mason, Nicholas, Robertson and Rowan.  
 Samuel J. Pugh, Rep..... 22,961  
 J. N. Kehoe, Dem..... 23,197

10. The counties of Breathitt, Clark, Elliott, Estill, Floyd, Johnson, Knott, Lee, Martin, Magoffin, Montgomery, Morgan, Menefee, Pike, Powell and Wolfe.  
 N. T. Hopkins, Rep..... 18,070  
 J. B. White, Dem..... 19,443

11. The counties of Adair, Bell, Casey, Clay, Clinton, Cumberland, Harlan, Jackson, Knox, Letcher, Leslie, Laurel, Monroe, Owsley, Perry, Pulaski, Russell, Wayne and Whitley.  
 Vincent Boreing, Rep..... 35,406  
 Benjamin V. Smith, Dem..... 15,281

LEGISLATURE.

|                         | Senate. | House. | J. B. |
|-------------------------|---------|--------|-------|
| Republicans .....       | 13      | 25     | 38    |
| Democrats .....         | 25      | 74     | 99    |
| Independent Democrats.— | 1       |        | 1     |

STATE OFFICERS.

(All democrats.)  
 Governor—J. W. C. Beckham.  
 Secretary—C. B. Hill.  
 Treasurer—S. W. Hager.  
 Auditor—G. G. Coulter.  
 Adjutant-General—D. B. Murray.  
 Attorney-General—R. J. Breckinridge.  
 Sup't of Education—H. V. McChesney.  
 Commissioner of Agriculture—I. B. Noll.  
 Commissioner of Insurance—J. B. Chenault.

LOUISIANA.

COUNTIES.  
(60)

|                       | —PRES. 1900— |         | —PRESIDENT 1896— |        |           | —PRES. 1892— |              |      |
|-----------------------|--------------|---------|------------------|--------|-----------|--------------|--------------|------|
|                       | Rep.         | Dem.    | McKinley.        | Bryan. | Rep.*S.P. | Dem.         | Fus. Rep-Peo |      |
| Acadia.....           | 247          | 577..   | 173              | 61     | 1082      | 11..         | 258          | 114  |
| Ascension.....        | 638          | 824..   | 681              | 41     | 737       | 43..         | 2039         | 210  |
| Assumption.....       | 507          | 584..   | 983              | 87     | 344       | 40..         | 1276         | 738  |
| Ayoeyelles.....       | 167          | 951..   | 185              | 29     | 1657      | 12..         | 1036         | 125  |
| Bienville.....        | 65           | 899..   | 26               | 25     | 1491      | 11..         | 1620         | 443  |
| Bossier.....          | 6            | 685..   | 9                | 13     | 1146      | 10..         | 2914         | 63   |
| Caddo.....            | 55           | 1388..  | 240              | 45     | 1812      | 68..         | 2252         | 235  |
| Calcasieu.....        | 639          | 1559..  | 741              | 150    | 2658      | 30..         | 1089         | 698  |
| Caldwell.....         | 68           | 283..   | 12               | 14     | 610       | 3..          | 670          | 234  |
| Cameron.....          | 72           | 185..   | 25               | 12     | 254       | 6..          | 184          | 5    |
| Catahoula.....        | 144          | 526..   | 57               | 17     | 811       | 3..          | 1081         | 439  |
| Claiborne.....        | 34           | 885..   | 17               | 36     | 1757      | 24..         | 1444         | 1167 |
| Concordia.....        | 17           | 362..   | 48               | 32     | 1085      | 7..          | 3593         | 33   |
| De Soto.....          | 17           | 923..   | 180              | 23     | 1940      | 26..         | 1598         | 298  |
| East Baton Rouge..... | 149          | 837..   | 526              | 69     | 1412      | 58..         | 1372         | 640  |
| East Carroll.....     | 8            | 176..   | 167              | 18     | 235       | 24..         | 1289         | 35   |
| East Feliciana.....   | 20           | 554..   | 8                | 7      | 1548      | 9..          | 1355         | 96   |
| Franklin.....         | 39           | 362..   | 14               | 14     | 871       | 19..         | 796          | 26   |
| Grant.....            | 156          | 950..   | 98               | 25     | 780       | 13..         | 206          | 519  |
| Iberia.....           | 668          | 1030..  | 322              | 69     | 989       | 11..         | 576          | 13   |
| Iberville.....        | 371          | 674..   | 550              | 50     | 358       | 18..         | 1809         | 661  |
| Jackson.....          | 82           | 353..   | 5                | 13     | 705       | 2..          | 396          | 306  |
| Jefferson.....        | 59           | 1282..  | 289              | 63     | 1383      | 9..          | 1275         | 235  |
| Lafayette.....        | 338          | 696..   | 135              | 32     | 825       | 18..         | 664          | —    |
| La Fourche.....       | 828          | 1280..  | 246              | 140    | 1120      | 12..         | 2922         | 200  |
| Lincoln.....          | 61           | 517..   | 16               | 24     | 1241      | 25..         | 695          | 1074 |
| Livingston.....       | 15           | 309..   | 56               | 16     | 693       | 3..          | 383          | 225  |
| Madison.....          | 5            | 153..   | 69               | 27     | 1248      | 12..         | 3433         | 17   |
| Morehouse.....        | 8            | 461..   | 18               | 28     | 853       | 7..          | 1176         | 82   |
| Natchitoches.....     | 113          | 845..   | 22               | 1      | 1656      | 9..          | 1140         | 517  |
| Orleans.....          | 4546         | 18168.. | 6612             | 1633   | 17487     | 739..        | 19234        | 6165 |
| Ouachita.....         | 46           | 663..   | 55               | 38     | 2712      | 11..         | 2701         | 296  |
| Plaquemines.....      | 115          | 567..   | 496              | 44     | 1502      | 11..         | 927          | 1138 |
| Pointe Coupee.....    | 22           | 686..   | 382              | 28     | 773       | 24..         | 898          | 323  |
| Rapides.....          | 319          | 1420..  | 103              | 40     | 2600      | 37..         | 3446         | 467  |
| Red River.....        | 6            | 462..   | 20               | 6      | 832       | 5..          | 927          | 320  |
| Richland.....         | 13           | 304..   | 50               | 11     | 706       | 11..         | 882          | 4    |
| Sabine.....           | 52           | 543..   | 8                | 28     | 1469      | 6..          | 509          | 764  |
| St. Bernard.....      | 46           | 398..   | 54               | 12     | 569       | 1..          | 449          | 195  |
| St. Charles.....      | 47           | 435..   | 270              | 12     | 125       | 11..         | 345          | 704  |
| St. Helena.....       | —            | —..     | 51               | 8      | 522       | 8..          | 306          | 77   |
| St. James.....        | 418          | 395..   | 1369             | 48     | 210       | 43..         | 575          | 787  |



ELECTION RETURNS.

|                           | McKinley, Bryan. | McKinley, Bryan, Palmer. | Cleveland, Rep-Peo |          |
|---------------------------|------------------|--------------------------|--------------------|----------|
| St. John the Baptist..... | 90               | 331..                    | 523 16 180 21..    | 503 1118 |
| St. Landry.....           | 229              | 1297..                   | 185 57 1786 24..   | 1136 919 |
| St. Martin.....           | 113              | 538..                    | 59 17 679 7..      | 491 13   |
| St. Mary.....             | 606              | 818..                    | 530 50 591 29..    | 1311 284 |
| St. Tammany.....          | 159              | 515..                    | 285 32 636 93..    | 501 239  |
| Tangipahoa.....           | 229              | 938..                    | 318 77 1429 32..   | 786 132  |
| Tensas.....               | 5                | 212..                    | 221 15 1108 5..    | 2351 213 |
| Terre Bonne.....          | 490              | 740..                    | 273 75 597 16..    | 1210 579 |
| Union.....                | 105              | 750..                    | 44 42 1586 25..    | 1216 836 |
| Vermilion.....            | 371              | 625..                    | 141 55 702 9..     | 316 222  |
| Vernon.....               | 261              | 522..                    | 11 24 697 5..      | 361 343  |
| Washington.....           | 94               | 449..                    | 25 23 1168 12..    | 399 143  |
| Webster.....              | 9                | 604..                    | 73 19 774 5..      | 1441 288 |
| West Baton Rouge.....     | 83               | 185..                    | 252 27 237 26..    | 1487 227 |
| West Carroll.....         | 2                | 173..                    | — 1 637 —          | 408 1    |
| West Feliciana.....       | 19               | 320..                    | 25 19 919 19..     | 1598 787 |
| Winn.....                 | 234              | 293..                    | 13 29 682 6..      | 211 7    |

|                 |       |         |                         |             |
|-----------------|-------|---------|-------------------------|-------------|
| Total.....      | 14233 | 53671.. | 18320 3717 77175 1834.. | 87622 27903 |
| Plurality.....  |       | 39438.. |                         | 55138       |
| Per cent.....   | 20.97 | 79.03.. | 21.80 76.37 1.81..      | 74.88 24.11 |
| Scattering..... |       |         |                         | 153         |
| Total vote..... | 69904 |         | 101046                  | 115678      |

\*Two republican tickets were voted; the regular and the sugar planters'.

FOR REPRESENTATIVES IN CONGRESS, 1900.

1. Counties of Orleans, St. Bernard and Plaquemines.

|                          |       |
|--------------------------|-------|
| William Brophy, Rep..... | 2,274 |
| Adolph Meyer, Dem.....   | 9,727 |

A. Donaldson, Ind..... 3

2. Counties of Orleans (part), Jefferson, St. Charles, St. James and St. John.

|                             |        |
|-----------------------------|--------|
| Samuel C. Heaslip, Rep..... | 3,234  |
| Robert C. Davey, Dem.....   | 11,620 |
| Charles Zimmerman, Ind..... | 21     |

3. Counties of Iberville, Assumption, La Fourche, Terre Bonne, St. Mary, Iberia, St. Martin, Lafayette, Vermilion, Cameron, Calcasieu and Ascension.

|                               |       |
|-------------------------------|-------|
| Frank B. Williams, Rep.....   | 5,673 |
| Robert F. Broussard, Dem..... | 9,382 |

4. Counties of Rapides, Sabine, De Soto, Natchitoches, Red River, Caddo, Bossier, Winn, Grant, Bienville, Vernon, Webster.

|                            |       |
|----------------------------|-------|
| F. W. Welch, Rep.....      | 1,290 |
| Phanor Breazeale, Dem..... | 8,532 |

5. Counties of Concordia, Caldwell, Franklin, Tensas, Madison, Richland, Ouachita,

Jackson, Lincoln, Union, Morehouse, East Carroll, West Carroll, Claiborne and Catahoula.

|                              |       |
|------------------------------|-------|
| Henry E. Hardtner, Rep.....  | 628   |
| Joseph E. Ransdell, Dem..... | 6,172 |

6. Counties of Acadia, St. Landry, Pointe Coupee, Avoyelles, East Feliciana, West Feliciana, East Baton Rouge, West Baton Rouge, St. Helena, Livingston, Tangipahoa, Washington and St. Tammany.

|                               |       |
|-------------------------------|-------|
| James H. Ducote, Rep.....     | 1,455 |
| Samuel M. Robertson, Dem..... | 7,432 |
| H. B. Lamuel, Ind.....        | 2     |

STATE OFFICERS.

(All democrats.)

Governor—William W. Heard.  
 Lieutenant-Governor—Albert Estopinal.  
 Secretary—John T. Michel.  
 Auditor—W. S. Frazer.  
 Treasurer—Le Doux E. Smith.  
 Attorney-General—Walter Glon.  
 Superintendent of Education—J. V. Calhoun.  
 Legislature—All democrats.

MAINE.

COUNTIES.

(16)

|                   | —PRESIDENT 1900— |      |      |       | —GOVERNOR 1898— |      |      |           | —PRESIDENT 1896— |       |      |      |         |
|-------------------|------------------|------|------|-------|-----------------|------|------|-----------|------------------|-------|------|------|---------|
|                   | Rep.             | Dem. | Pro. | S.D.  | Rep.            | Dem. | Pro. | Peo. N.D. | Rep.             | Dem.  | Pro. | G.D. |         |
| Androscoggin..... | 4686             | 3182 | 203  | 59..  | 3300            | 2403 | 192  | 23        | 15..             | 5548  | 2285 | 228  | 111 157 |
| Aroostook.....    | 4192             | 1680 | 280  | 9..   | 3254            | 1342 | 253  | 14        | 3..              | 4379  | 1350 | 34   | 239 49  |
| Cumberland.....   | 8824             | 5770 | 337  | 129.. | 7922            | 4767 | 540  | 20        | 68..             | 11017 | 5059 | 116  | 224 450 |
| Franklin.....     | 2235             | 1085 | 65   | 129.. | 1815            | 714  | 75   | 9         | 4..              | 2578  | 831  | 55   | 38 49   |
| Hancock.....      | 3452             | 1890 | 69   | 27..  | 2696            | 1436 | 33   | 69        | 5..              | 4306  | 1558 | 235  | 51 119  |
| Kennebec.....     | 6223             | 3410 | 257  | 54..  | 4647            | 1881 | 269  | 29        | 18..             | 7889  | 2672 | 135  | 191 106 |
| Knox.....         | 2762             | 2765 | 74   | 64..  | 2915            | 2430 | 43   | 107       | 68..             | 3236  | 1683 | 220  | 35 103  |
| Lincoln.....      | 2212             | 1419 | 48   | 9..   | 2041            | 1036 | 36   | 10        | 9..              | 2366  | 1126 | 85   | 37 62   |
| Oxford.....       | 3912             | 2023 | 146  | 13..  | 2805            | 1012 | 98   | 16        | 17..             | 4779  | 1545 | 132  | 67 159  |
| Penobscot.....    | 6873             | 3615 | 237  | 36..  | 5067            | 2596 | 157  | 171       | 21..             | 8414  | 3592 | 439  | 133 91  |
| Piscataquis.....  | 2023             | 824  | 146  | 4..   | 1197            | 508  | 56   | 15        | 5..              | 2342  | 838  | 166  | 46 36   |
| Sagadahoc.....    | 2245             | 1025 | 192  | 19..  | 1517            | 437  | 66   | 10        | 24..             | 2725  | 921  | 36   | 45 79   |
| Somerset.....     | 3727             | 1948 | 121  | 292.. | 2301            | 1641 | 191  | 70        | 8..              | 4636  | 1813 | 205  | 97 82   |
| Waldo.....        | 1468             | 710  | 65   | 20..  | 2551            | 1606 | 61   | 33        | 7..              | 3252  | 1747 | 192  | 32 50   |
| Washington.....   | 3705             | 2110 | 110  | 76..  | 2572            | 1339 | 63   | 22        | 14..             | 4627  | 1819 | 115  | 50 111  |
| York.....         | 6949             | 4046 | 235  | 63..  | 6476            | 4284 | 226  | 39        | 29..             | 7531  | 3392 | 94   | 174 174 |

|                 |       |        |      |       |       |       |      |     |       |        |       |      |           |
|-----------------|-------|--------|------|-------|-------|-------|------|-----|-------|--------|-------|------|-----------|
| Total.....      | 65435 | 38322  | 2385 | 878.. | 54266 | 29497 | 2335 | 662 | 315.. | 80465  | 32201 | 2487 | 1570 1870 |
| Plurality.....  |       | 28613  |      |       |       | 24769 |      |     |       | 43264  |       |      |           |
| Per cent.....   | 61.89 | 34.83  | 2.44 | .83.. | 62.03 | 33.72 | 2.70 | .81 | .40.. | 67.85  | 27.15 | 2.09 | 1.38 1.58 |
| Total vote..... |       | 105720 |      |       |       | 87075 |      |     |       | 118593 |       |      |           |

FOR REPRESENTATIVES IN CONGRESS, 1900.

1. Counties of Cumberland and York.

|                         |        |
|-------------------------|--------|
| Amos L. Allen, Rep..... | 17,803 |
| John J. Lynch, Dem..... | 10,040 |

Daniel P. Parker, Pro..... 1,533  
 Clinton Simonton, Soc..... 30

2. Counties of Androscoggin, Franklin, Knox, Lincoln, Oxford and Sagadahoc.

|  |        |
|--|--------|
| Charles E. Littlefield, Rep.....                                 | 19,215 |
| Halsey H. Monroe, Dem.....                                       | 11,439 |
| Orren S. French, Pro.....  | 714    |
| A. L. Carleton, Soc.....   | 123    |
| 3. Counties of Hancock, Kennebec, Somerset and Waldo.            |        |
| Edwin C. Burleigh, Rep.....                                      | 17,057 |
| Amos F. Gerald, Dem.....   | 10,241 |
| William S. Thompson, Pro.....                                    | 510    |
| Charles L. Nye, Soc.....   | 291    |
| 4. Counties of Aroostook, Penobscot, Piscataquis and Washington. |        |
| Charles A. Boutelle, Rep.....                                    | 18,833 |
| Thomas White, Dem.....   | 8,765  |
| Timothy B. Humphrey, Pro.....                                    | 745    |

| LEGISLATURE.      |         |        |      |
|-------------------|---------|--------|------|
|                   | Senate. | House. | J.B. |
| Republicans ..... | 30      | 132    | 162  |
| Democrats .....   | 1       | 19     | 20   |

STATE OFFICERS.

(All republicans.)

Governor—John F. Hill.  
 Secretary—Byron Boyd.  
 Treasurer—Oromandel Smith.  
 Adjutant-General—John T. Richards.  
 Attorney-General—George M. Seldus.  
 Sup't of Instruction—W. W. Stetson.  
 Insurance Commissioner—S. W. Carr.

MARYLAND.

| COUNTIES.<br>(23)    | —COMPTROLLER 1901— |        |          |         | —PRESIDENT 1900— |        |         |       |          |       | —GOV. 1899— |        |
|----------------------|--------------------|--------|----------|---------|------------------|--------|---------|-------|----------|-------|-------------|--------|
|                      | Dem.               | Rep.   | Pro.     | U.R.    | Rep.             | Dem.   | Pro.    | U.R.  | S.L.S.D. | Rep.  | Dem.        |        |
|                      | Hering.            | Platt. | Kleinle. | Parker. | McKin'y          | Bryan  | Woolley | Ellis | Mal'n'y  | Debs. | Lowndes.    | Smith. |
| Allegany.....        | 3251               | 4122   | 246      | 20..    | 5944             | 4528   | 285     | 2     | 18       | 106.. | 4691        | 4190   |
| Anne Arundel.....    | 2895               | 2377   | 73       | 7..     | 4045             | 3298   | 103     | —     | —        | 1..   | 3004        | 3564   |
| Baltimore.....       | 7378               | 6133   | 265      | 26..    | 9351             | 9147   | 349     | 17    | 72       | 56..  | 47318       | 55419  |
| Baltimore city.....  | 39115              | 42412  | 1065     | 338..   | 58880            | 51979  | 1261    | 67    | 205      | 617.. | 7677        | 9547   |
| Calvert.....         | 494                | 787    | 21       | 16..    | 1414             | 896    | 36      | 1     | —        | 3..   | 1322        | 955    |
| Caroline.....        | 1524               | 1367   | 99       | 7..     | 1798             | 1774   | 139     | —     | 4        | 8..   | 1272        | 1803   |
| Carroll.....         | 3505               | 3356   | 159      | 7..     | 4105             | 4025   | 190     | 7     | 8        | 12..  | 3877        | 4065   |
| Cecil.....           | 2615               | 2295   | 70       | 9..     | 2390             | 2389   | 95      | 5     | 8        | 11..  | 2609        | 3127   |
| Charles.....         | 1039               | 1489   | 24       | 16..    | 2271             | 1908   | 19      | 1     | —        | 6..   | 2129        | 1341   |
| Dorchester.....      | 2632               | 2259   | 102      | 7..     | 3969             | 2734   | 129     | 6     | 4        | 5..   | 3150        | 3244   |
| Frederick.....       | 4335               | 5273   | 208      | 6..     | 6393             | 5824   | 215     | 5     | 10       | 15..  | 5741        | 5867   |
| Harford.....         | 774                | 1339   | 47       | 16..    | 2254             | 1283   | 31      | 2     | —        | 8..   | 1940        | 1265   |
| Howard.....          | 3166               | 2336   | 185      | 10..    | 3146             | 3509   | 250     | 8     | 4        | 9..   | 2992        | 3410   |
| Howard.....          | 1539               | 1274   | 64       | 6..     | 1800             | 1945   | 72      | —     | 3        | 4..   | 1582        | 2050   |
| Kent.....            | 1816               | 1761   | 44       | 21..    | 2426             | 2077   | 65      | 1     | 2        | 4..   | 2932        | 2284   |
| Montgomery.....      | 2740               | 2150   | 85       | 17..    | 3355             | 3679   | 102     | 3     | 6        | 9..   | 3000        | 3397   |
| Prince George's..... | 2134               | 2057   | 40       | 29..    | 3456             | 2787   | 26      | 5     | 3        | 6..   | 3100        | 2936   |
| Queen Anne's.....    | 1960               | 1373   | 120      | 10..    | 1873             | 2553   | 113     | 1     | 2        | 5..   | 1677        | 2549   |
| Somerset.....        | 1798               | 1777   | 172      | 19..    | 2855             | 2019   | 317     | 3     | 2        | 6..   | 1766        | 1779   |
| St. Mary's.....      | 1200               | 1123   | 21       | 26..    | 2689             | 1585   | 17      | —     | 24       | —     | 2782        | 2696   |
| Talbot.....          | 1910               | 1365   | 130      | 20..    | 2673             | 2233   | 161     | 3     | 6        | 4..   | 2329        | 2401   |
| Washington.....      | 3329               | 4454   | 146      | 18..    | 5476             | 4965   | 154     | 8     | 4        | 14..  | 4998        | 5045   |
| Wicomico.....        | 2255               | 1921   | 164      | 5..     | 2378             | 2793   | 205     | —     | 8        | —     | 2325        | 2812   |
| Worcester.....       | 2005               | 869    | 190      | 18..    | 1991             | 2451   | 247     | 2     | —        | 1..   | 1588        | 2663   |
| Total.....           | 96477              | 96556  | 3740     | 674..   | 136212           | 122271 | 4532    | 147   | 391      | 908.. | 116286      | 128409 |
| Plurality.....       | 121                |        |          | ..      | 13941            |        |         |       |          |       |             | 12123  |
| Per cent.....        | 48.92              | 48.85  | 1.89     | .34..   | 51.49            | 46.22  | 1.73    | .05   | .15      | .35.. | 46.30       | 51.12  |
| Total vote.....      |                    | 197247 |          | ..      |                  | 264511 |         |       |          |       |             | 251183 |

FOR REPRESENTATIVES IN CONGRESS, 1900.

|  |        |
|--|--------|
| 1. Counties of Worcester, Somerset, Wicomico, Dorchester, Talbot, Queen Anne, Caroline and Kent.   |        |
| William H. Jackson, Rep.....   | 19,714 |
| John P. Moore, Dem.....  | 18,173 |
| George A. Cox, Pro.....  | 1,315  |
| 2. Wards 20, 21 and 22 and 9th precinct of 11th ward of Baltimore city, counties of Cecil, Harford and Carroll, 2d, 3d, 4th, 5th, 6th, 7th, 8th, 9th, 10th, 11th and 12th districts of Baltimore county. |        |
| Albert A. Blankeny, Rep.....   | 27,710 |
| J. F. C. Talbot, Dem.....  | 27,420 |
| John W. Angell, Pro.....   | 1,016  |
| 3. Wards 1, 2, 3, 4, 5, 6, 7, 15 and 16 of Baltimore city.   |        |
| Frank C. Wachter, Rep.....   | 21,641 |
| Robert F. Leach, Jr., Dem.....   | 19,570 |
| H. L. Hillegeist, Pro.....   | 298    |
| 4. Wards 8, 9, 10, 11, 12, 13, 14, 18 and 19 of Baltimore city.  |        |
| Charles R. Shirm, Rep.....   | 21,932 |
| James W. Denay, Dem.....   | 20,149 |
| William Gistel, Pro.....   | 413    |

5. Counties of St. Mary, Charles, Calvert, Prince George, Anne Arundel, Howard, 1st and 13th districts of Baltimore county and 17th ward of Baltimore city.

|                               |        |
|-------------------------------|--------|
| Sydney E. Mudd, Rep.....      | 20,866 |
| B. H. Camaller, Dem.....      | 17,305 |
| William H. Thompson, Pro..... | 364    |

6. Counties of Allegany, Garrett, Washington, Frederick and Montgomery.

|                             |        |
|-----------------------------|--------|
| George A. Pearre, Rep.....  | 23,541 |
| Charles A. Little, Dem..... | 20,161 |
| S. M. Hockman, Pro.....     | 719    |

LEGISLATURE.

|                   |         |        |      |
|-------------------|---------|--------|------|
|                   | Senate. | House. | J.B. |
| Republicans ..... | 9       | 44     | 53   |
| Democrats.....    | 17      | 51     | 68   |

STATE OFFICERS.

(All democrats.)

Governor—J. Walter Smith.  
 Secretary—Wilfred Bateman.  
 Treasurer—Murray Vandiver.  
 Comptroller—Joshua W. Hering.  
 Adjutant-General—John S. Saunders.  
 Attorney-General—Isador Rayner.  
 Superintendent of Education—M. B. Stevens.  
 Commissioner of Insurance—L. Wilkinon.

MASSACHUSETTS.

| COUNTIES.<br>(14) | GOVERNOR 1901 |         |        |        |        |           | PRESID'T 1900 |         |       |          |  |
|-------------------|---------------|---------|--------|--------|--------|-----------|---------------|---------|-------|----------|--|
|                   | Rep.          | Dem.    | S.L.   | D.S.   | Pro.   | Rep.      | Dem.          | Pro.    | S. D. | S. L.    |  |
|                   | Crane.        | Quincy. | Berry. | Wrenn. | Lewis. | McKinley. | Bryan.        | Woolly. | Debs. | Mallory. |  |
| Barnstable.....   | 2401          | 548     | 49     | 15     | 111..  | 3372      | 749           | 85      | 13    | 5        |  |
| Berkshire.....    | 8223          | 3334    | 830    | 284    | 183..  | 8380      | 5461          | 220     | 117   | 114      |  |
| Bristol.....      | 13126         | 6709    | 853    | 379    | 634..  | 14806     | 9355          | 628     | 291   | 277      |  |
| Dukes.....        | 518           | 93      | 16     | 8      | 45..   | 617       | 114           | 89      | 3     | 7        |  |
| Essex.....        | 25815         | 12585   | 1545   | 2491   | 840..  | 32924     | 19782         | 954     | 2701  | 563      |  |
| Franklin.....     | 8898          | 1460    | 108    | 91     | 141..  | 4937      | 1874          | 144     | 42    | 12       |  |
| Hampden.....      | 10007         | 6080    | 546    | 1044   | 205..  | 13757     | 10424         | 296     | 494   | 180      |  |
| Hampshire.....    | 4177          | 1497    | 212    | 185    | 162..  | 5550      | 2392          | 213     | 112   | 43       |  |
| Middlesex.....    | 38593         | 20,03   | 1607   | 1051   | 987..  | 49638     | 29476         | 1392    | 751   | 498      |  |
| Nantucket.....    | 227           | 53      | 8      | 2      | 8..    | 375       | 102           | 11      | 1     | 1        |  |
| Norfolk.....      | 11233         | 5069    | 435    | 688    | 211..  | 15144     | 7922          | 373     | 683   | 89       |  |
| Plymouth.....     | 7684          | 2929    | 865    | 1569   | 223..  | 10813     | 4665          | 308     | 1983  | 41       |  |
| Suffolk.....      | 35326         | 40871   | 1477   | 1426   | 431..  | 40951     | 47534         | 813     | 1583  | 506      |  |
| Worcester.....    | 23176         | 12706   | 1327   | 1437   | 589..  | 32412     | 17149         | 728     | 1035  | 254      |  |
| Total.....        | 185909        | 114362  | 8898   | 10671  | 4730.. | 258866    | 156969        | 6207    | 9595  | 2569     |  |
| Plurality.....    | 71447         |         |        |        |        | 81867     |               |         |       |          |  |
| Per cent.....     | 57.25         | 35.24   | 2.74   | 3.29   | 1.48.. | 67.80     | 37.83         | 1.49    | 2.31  | .57      |  |
| Scattering.....   |               |         |        |        |        |           |               |         |       |          |  |
| Total vote.....   |               | 324526  |        |        |        |           | 414266        |         |       |          |  |

FOR REPRESENTATIVES IN CONGRESS, 1900.

|  |                                    |        |
|--|------------------------------------|--------|
| 1. The counties of Berkshire, Franklin (part), Hampshire (part) and Hampden (part).        | George P. Lawrence, Rep.....       | 16,520 |
|  | James H. Bryan, Dem.....           | 10,924 |
|  | Theodore Koehler, S. D.....        | 543    |
|  | Herman Koepka, S. L.....           | 497    |
| 2. The counties of Franklin (part), Hampshire (part), Hampden (part) and Worcester (part). | Frederick H. Gillett, Rep.....     | 17,604 |
|  | Thomas W. Kenefick, Dem.....       | 10,666 |
|  | Charles Rawbone, S. D.....         | 657    |
| 3. The counties of Worcester (part) and Middlesex (part).                                  | Charles G. Wasburne, Rep.....      | 15,909 |
|  | John R. Thayer, Dem.....           | 16,039 |
| 4. The counties of Worcester (part), Middlesex (part) and Norfolk (part).                  | Charles Q. Tirrell, Rep.....       | 19,713 |
|  | Charles D. Lewis, Dem.....         | 10,493 |
| 5. The counties of Essex (part) and Middlesex (part).                                      | William S. Knox, Rep.....          | 15,837 |
|  | Joseph J. Flynn, Dem.....          | 15,466 |
|  | Orion L. Woodbury, S. L.....       | 402    |
|  | William S. Searle, Pro.....        | 310    |
|  | Charles Franklin Jackman, Peo..... | 115    |
| 6. The county of Essex (part).   | William H. Moody, Rep.....         | 18,323 |
|  | Daniel N. Crowley, Dem.....        | 6,534  |
|  | Albert L. Gillen, S. D.....        | 2,725  |
|  | Ernest C. Peabody, S. L.....       | 773    |
| 7. The counties of Essex (part), Middlesex (part) and Suffolk (part).                      | Ernest W. Roberts, Rep.....        | 19,595 |
|  | Henry Winn, Dem.....               | 10,815 |
|  | Michael D. Fitzgerald, S. L.....   | 1,062  |
|  | John Cramb, S. D.....              | 1,046  |
| 8. The counties of Middlesex (part) and Suffolk (part).                                    |                                    |        |

|   |                                 |        |
|---|---------------------------------|--------|
| Samuel W. McCall, Rep.....  | 19,901                          |        |
| Phillip T. Nickerson, Dem.....  | 7,970                           |        |
| William E. Stacey, S. L.....  | 806                             |        |
| 9. The county of Suffolk (part).  | Charles T. Witt, Rep.....       | 6,633  |
|   | Joseph A. Conry, Dem.....       | 14,701 |
|   | John Weaver Sherman, S. D.....  | 718    |
| 10. The counties of Suffolk (part) and Norfolk (part).                                | George B. Pierce, Rep.....      | 16,313 |
|   | Henry F. Naphen, Dem.....       | 23,507 |
| 11. The counties of Suffolk (part), Middlesex (part) and Worcester (part).            | Samuel L. Powers, Rep.....      | 21,761 |
|   | William H. Baker, Dem.....      | 10,835 |
|   | John A. McIsaac, S. D.....      | 737    |
|   | Moorfield Storey, Ind.....      | 2,353  |
| 12. The counties of Norfolk (part), Plymouth (part) and Bristol (part).               | William C. Lovring, Rep.....    | 17,788 |
|   | Charles F. King, Dem.....       | 7,434  |
|   | Herman T. Regnell, Pro.....     | 483    |
|   | Charles E. Lowell, S. D.....    | 2,404  |
|   | George J. Hunt, S. L.....       | 843    |
| 13. The counties of Barnstable, Dukes, Nantucket, Plymouth (part) and Bristol (part). | William S. Greene, Rep.....     | 16,337 |
|   | Charles T. Luce, Dem.....       | 5,954  |
|   | Herbert L. Chapman, Pro.....    | 834    |
|   | William Swindlehurst, S. L..... | 480    |

LEGISLATURE.

|                       | Senate. | House. | J. B. |
|-----------------------|---------|--------|-------|
| Republicans.....      | 33      | 166    | 199   |
| Democrats.....        | 7       | 72     | 79    |
| Social democrats..... | —       | 2      | 2     |

STATE OFFICERS.

|                                     |  |
|-------------------------------------|--|
| (All republicans.)                  |  |
| Governor—W. Murray Crane.           |  |
| Lieutenant-Governor—John L. Bates.  |  |
| Secretary of State—William M. Olin. |  |
| Treasurer—Edward S. Bradford.       |  |
| Auditor—Henry E. Turner.            |  |
| Attorney-General—Herbert Parker.    |  |

MICHIGAN.

| COUNTIES.<br>(85) | PRESIDENT 1900 |      |      |      |       | GOVERNOR 1898 |      |      |      |      | PRESIDENT 1896 |      |      |       |       |
|-------------------|----------------|------|------|------|-------|---------------|------|------|------|------|----------------|------|------|-------|-------|
|                   | Rep.           | Dem. | Pro. | Peo. | S. D. | S. L.         | Rep. | Dem. | Pro. | Peo. | Rep.           | Dem. | Pro. | S. D. | S. L. |
| Alcona.....       | 849            | 145  | 12   | 1    | 1     | 2..           | 671  | 129  | 13   | —    | 742            | 275  | 22   | 6     |       |
| Alger.....        | 1016           | 416  | 14   | 2    | 5     | 1..           | 761  | 352  | 4    | 3..  | 801            | —    | —    | 5     |       |
| Allegan.....      | 5597           | 3283 | 239  | 13   | 25    | 2..           | 3493 | 2980 | 140  | 39.. | 5816           | 3937 | 149  | 94    |       |
| Alpena.....       | 2283           | 1435 | 32   | 3    | 89    | 6..           | 1766 | 1188 | 21   | 9..  | 1775           | 1965 | 26   | 13    |       |
| Antrim.....       | 2583           | 737  | 81   | 14   | 39    | 6..           | 1328 | 401  | 37   | 14.. | 1886           | 1228 | 58   | 39    |       |
| Arenac.....       | 975            | 860  | 45   | 6    | 19    | —             | 748  | 637  | 23   | 12.. | 616            | 907  | 18   | —     |       |



ELECTION RETURNS.

FOR REPRESENTATIVES IN CONGRESS, 1900.

|   |        |
|---|--------|
| 1. Thirteen wards city of Detroit.  |        |
| John B. Corliss, Rep.....   | 24,785 |
| Rufus W. Jacklin, Dem.....  | 20,295 |
| Will W. Tracy, Pro.....   | 282    |
| Frederick W. Herberzt, S. D.....  | 297    |
| Anthony Louwett, S. L.....  | 267    |
| 2. The counties of Jackson, Lenawee, Monroe, Washtenaw, ten townships in Wayne county, city of Wyandotte.         |        |
| Henry C. Smith, Rep.....  | 29,945 |
| Martin G. Loennecker, Dem.....  | 23,368 |
| Fred W. Corbett, Pro.....   | 1,065  |
| 3. The counties of Branch, Calhoun, Eaton, Hillsdale and Kalamazoo.   |        |
| Washington Gardner, Rep.....  | 25,998 |
| Stephen D. Williams, Dem.....   | 21,306 |
| Oliver H. Perry, Pro.....   | 1,022  |
| George H. West, S. D.....   | 496    |
| 4. The counties of Allegan, Barry, Berrien, Cass, St. Joseph and Van Buren.                                       |        |
| Edward L. Hamilton, Rep.....  | 26,883 |
| Roman I. Jarvis, Dem.....   | 20,498 |
| Charles A. Salyer, Pro.....   | 968    |
| 5. The counties of Ionia, Kent and Otsego.  |        |
| William Alden Smith, Rep.....   | 37,898 |
| William F. McKnight, Dem.....   | 21,437 |
| Frank D. Cutter, Pro.....   | 790    |
| John Korten.....  | 1      |
| 6. The counties of Genesee, Ingham, Livingston, Oakland, six townships Wayne county, three wards city of Detroit. |        |
| Samuel W. Smith, Rep.....   | 27,941 |
| Everett L. Bray, Dem.....   | 22,532 |
| Lyman Elwell, Pop.....  | 88     |
| Nathan Norton Clark, Pro.....   | 1,302  |
| Carl Lampe.....   | 3      |
| 7. The counties of Huron, Lapeer, Macomb, Sanilac, St. Clair, two townships Wayne county.                         |        |
| Edgar Weeks, Rep.....   | 22,915 |
| Justin R. Whiting, Dem.....   | 15,938 |
| Julian S. West, Pro.....  | 880    |
| John O. Zabel, Pop.....   | 8      |
| Joseph Galbraith, Sr., S. D.....  | 10     |
| 8. The counties of Clinton, Saginaw, Shiawassee and Tuscola.  |        |
| Joseph W. Fordney, Rep.....   | 21,522 |
| Wellington K. Burt, Dem.....  | 17,212 |
| Powell R. Crosby, Pop.....  | 92     |
| Hamilton E. Fraser, Pro.....  | 960    |
| John Korten, S. D.....  | 465    |

9. The counties of Benzie, Lake, Leelanaw, Manitou, Manistee, Mason, Muskegon, Newaygo, Oceana and Wexford.

|                             |        |
|-----------------------------|--------|
| Roswell P. Bishop, Rep..... | 21,408 |
| Frank L. Fowler, Dem.....   | 12,197 |
| Edwin S. Palmiter, Pro..... | 729    |

10. The counties of Alcona, Alpena, Arenac, Bay, Cheboygan, Crawford, Emmet, Gladwin, Iosco, Midland, Montmorency, Ogemaw, Otsego and Presque Isle.

|                             |        |
|-----------------------------|--------|
| Ronsseau O. Crump, Rep..... | 22,404 |
| Lee E. Joslyn, Dem.....     | 15,241 |
| Joseph Leighton, Pro.....   | 738    |

11. The counties of Antrim, Charlevoix, Clare, Grand Traverse, Gratiot, Isabella, Kalkaska, Mecosta, Missaukee, Montcalm, Osceola and Roscommon.

|                                |        |
|--------------------------------|--------|
| Archibald B. Darragh, Rep..... | 29,540 |
| George Killeen, Dem.....       | 15,064 |
| Edward J. McMullen, Pro.....   | 83     |

12. The counties of Alger, Baraga, Chippewa, Delta, Dickinson, Gogebic, Houghton, Iron, Keweenaw, Luce, Mackinac, Marquette, Menominee, Ontonagon and Schoolcraft.

|                              |        |
|------------------------------|--------|
| Carlos D. Sheldon, Rep.....  | 33,759 |
| Edward F. Le Genre, Dem..... | 11,516 |
| John Kaminen, Pro.....       | 1,167  |

LEGISLATURE.

|                  |         |        |       |
|------------------|---------|--------|-------|
|                  | Senate. | House. | J. B. |
| Republicans..... | 31      | 90     | 121   |
| Democrats.....   | 1       | 10     | 11    |

STATE OFFICERS.

(All republicans.)  
 Governor—Aaron T. Bliss.  
 Lieutenant-Governor—Orrin W. Robinson.  
 Secretary—Fred M. Warner.  
 Treasurer—Daniel McCoy.  
 Auditor—Perry F. Powers.  
 Attorney-General—Horace M. Oren.  
 Land Office Commissioner—Edwin A. Wildey.  
 Supt' Public Instruction—Delos Fall.

FOR SUPREME COURT JUSTICE, 1901.

|                                |         |
|--------------------------------|---------|
| Robert M. Montgomery, Rep..... | 219,097 |
| Allen C. Adst, Dem.....        | 124,485 |
| W. S. Westerman, Pro.....      | 16,320  |
| Geo. A. Eastman, Soc.....      | 7,504   |

FOR UNIVERSITY REGENTS.

|                           |         |
|---------------------------|---------|
| F. W. Fletcher, Rep.....  | 215,365 |
| H. W. Carey, Rep.....     | 215,011 |
| E. R. Goldsmith, Dem..... | 123,322 |
| E. C. Shields, Dem.....   | 123,382 |

MINNESOTA.

| COUNTIES<br>(82) | PRESIDENT 1900 |      |      |       |       | GOVERNOR 1898 |      |      |       |       | PRES'T 1896 |      |
|------------------|----------------|------|------|-------|-------|---------------|------|------|-------|-------|-------------|------|
|                  | Rep.           | Dem. | Pro. | S. D. | S. L. | Rep.          | Fus. | Pro. | M. P. | Long. | Rep.        | Dem. |
| Aitkin.....      | 988            | 262  | 17   | 7     | 4..   | 838           | 406  | 7    | 8..   | 855   | 344         | 17   |
| Anoka.....       | 1511           | 555  | 48   | 15    | 3..   | 871           | 833  | 18   | 7..   | 1553  | 791         | 24   |
| Becker.....      | 1790           | 771  | 138  | 52    | 19..  | 1117          | 1000 | 93   | 49..  | 1479  | 985         | 49   |
| Beltrami.....    | 1339           | 767  | 18   | 27    | 7..   | 441           | 417  | 11   | 8..   | 202   | 213         | 8    |
| Benton.....      | 849            | 751  | 15   | 25    | 6..   | 634           | 636  | 36   | 10..  | 778   | 867         | 8    |
| Big Stone.....   | 1081           | 644  | 89   | 5     | 5..   | 623           | 387  | 35   | 20..  | 1048  | 742         | 54   |
| Blue Earth.....  | 3647           | 2254 | 230  | 68    | 16..  | 2428          | 2568 | 105  | 42..  | 4055  | 2744        | 150  |
| Brown.....       | 1685           | 1471 | 50   | 35    | 5..   | 904           | 1550 | 21   | 6..   | 1807  | 1480        | 42   |
| Carlton.....     | 1119           | 467  | 23   | 14    | 4..   | 516           | 597  | 12   | 3..   | 1169  | 543         | 13   |
| Carver.....      | 1775           | 1146 | 34   | 20    | 6..   | 1143          | 1477 | 18   | 8..   | 1856  | 1268        | 13   |
| Cass.....        | 1074           | 518  | 21   | 29    | 6..   | 588           | 410  | 14   | 18..  | 351   | 271         | 6    |
| Chippewa.....    | 1432           | 707  | 67   | 35    | 7..   | 755           | 934  | 26   | 26..  | 1310  | 1037        | 33   |
| Chisago.....     | 2354           | 411  | 26   | 26    | 7..   | 1103          | 784  | 9    | 4..   | 2558  | 437         | 18   |
| Clay.....        | 1903           | 1165 | 103  | 26    | 4..   | 930           | 1412 | 60   | 23..  | 1594  | 1908        | 43   |
| Cook.....        | 81             | 65   | 6    | 1     | 1..   | 78            | 83   | 2    | 1..   | 81    | 107         | 3    |
| Cottonwood.....  | 1368           | 547  | 73   | 7     | 2..   | 710           | 646  | 36   | 7..   | 1242  | 810         | 47   |
| Crow Wing.....   | 1803           | 804  | 45   | 18    | 12..  | 1010          | 904  | 31   | 21..  | 1701  | 1066        | 59   |
| Dakota.....      | 1904           | 1573 | 143  | 49    | 23..  | 1191          | 2186 | 99   | 56..  | 2147  | 2210        | 90   |
| Dodge.....       | 1611           | 674  | 181  | 6     | 4..   | 1026          | 459  | 77   | 7..   | 1900  | 911         | 86   |
| Douglas.....     | 1917           | 1194 | 75   | 12    | 4..   | 1202          | 1617 | 52   | 21..  | 1976  | 1361        | 58   |
| Farbault.....    | 2310           | 866  | 245  | 22    | 8..   | 1859          | 1110 | 107  | 3..   | 3116  | 1107        | 82   |
| Fillmore.....    | 3741           | 1364 | 211  | 34    | 9..   | 2219          | 1527 | 136  | 16..  | 4185  | 1939        | 167  |

|                      | McKinley | Bryan | Woolley | Debs | Malloney | Fustia | Lind  | Higgins | Long | McKinley | Bryan | Lever's |
|----------------------|----------|-------|---------|------|----------|--------|-------|---------|------|----------|-------|---------|
| Freeborn.....        | 2934     | 833   | 171     | 10   | 3..      | 1786   | 864   | 111     | 20.. | 3400     | 1179  | 99      |
| Goodhue.....         | 4894     | 1125  | 169     | 26   | 17..     | 3108   | 1854  | 113     | 12.. | 5748     | 1426  | 118     |
| Grant.....           | 1062     | 456   | 73      | 15   | 9..      | 518    | 761   | 27      | 4..  | 1002     | 339   | 167     |
| Hennepin.....        | 29302    | 14498 | 781     | 631  | 283..    | 14458  | 19633 | 681     | 97.. | 26786    | 20505 | 450     |
| Houston.....         | 1765     | 884   | 72      | 11   | 1..      | 1383   | 910   | 48      | 16.. | 2087     | 991   | 47      |
| Hubbard.....         | 1009     | 864   | 29      | 20   | 4..      | 437    | 384   | 10      | 10.. | 364      | 344   | 4       |
| Isanti.....          | 1525     | 504   | 89      | 21   | 9..      | 483    | 1106  | 9       | 5..  | 1490     | 730   | —       |
| Itasca.....          | 770      | 413   | 13      | 9    | 11..     | 461    | 573   | 14      | 4..  | 826      | 724   | 5       |
| Jackson.....         | 1757     | 943   | 83      | 24   | 7..      | 1052   | 964   | 35      | 8..  | 1558     | 1150  | 29      |
| Kanabec.....         | 658      | 210   | 11      | 9    | 8..      | 166    | 347   | 1       | —    | 484      | 256   | 10      |
| Kandiyohi.....       | 2343     | 1204  | 84      | 8    | 4..      | 945    | 1932  | 45      | 8..  | 2181     | 1638  | 38      |
| Kittson.....         | 835      | 562   | 30      | 23   | 2..      | 367    | 753   | 20      | 5..  | 753      | 762   | 23      |
| Lac qui Parle.....   | 1924     | 642   | 101     | 19   | 6..      | 333    | 1196  | 61      | 18.. | 1620     | 932   | 51      |
| Lake.....            | 639      | 278   | 20      | 8    | 9..      | 233    | 836   | —       | —    | 635      | 329   | 6       |
| Le Sueur.....        | 1941     | 1858  | 103     | 45   | 13..     | 1620   | 2082  | 78      | 18.. | 2235     | 2008  | 65      |
| Lincoln.....         | 866      | 528   | 50      | 6    | 2..      | 378    | 565   | 35      | 25.. | 674      | 703   | 31      |
| Lyon.....            | 1844     | 879   | 111     | 16   | 4..      | 976    | 1141  | 42      | 32.. | 1623     | 1351  | 67      |
| McLeod.....          | 1691     | 1540  | 110     | 31   | 9..      | 1374   | 1623  | 62      | 18.. | 1505     | 1653  | 43      |
| Marshall.....        | 1457     | 905   | 70      | 4    | 6..      | 721    | 1233  | 32      | 26.. | 1200     | 1222  | 15      |
| Martin.....          | 1819     | 1238  | 235     | 31   | 8..      | 957    | 1472  | 89      | 5..  | 1739     | 1327  | 93      |
| Meeker.....          | 2032     | 1300  | 108     | 12   | 6..      | 1033   | 1795  | 38      | 14.. | 2004     | 1536  | 51      |
| Millie Lacs.....     | 1072     | 358   | 56      | 10   | 5..      | 634    | 678   | 22      | —    | 977      | 456   | 13      |
| Morrison.....        | 1880     | 1838  | 63      | 24   | 12..     | 1187   | 2058  | 62      | 12.. | 1900     | 1734  | 51      |
| Mower.....           | 3076     | 1081  | 159     | 25   | 7..      | 1783   | 928   | 80      | 10.. | 3379     | 1407  | 85      |
| Murray.....          | 1359     | 816   | 51      | 11   | 2..      | 634    | 812   | 26      | 30.. | 1204     | 1054  | 21      |
| Nicollet.....        | 1684     | 858   | 64      | 14   | 6..      | 989    | 1318  | 32      | 8..  | 1303     | 857   | 32      |
| Nobles.....          | 1709     | 1101  | 137     | 14   | 2..      | 812    | 943   | 63      | 77.. | 1568     | 1204  | 48      |
| Norman.....          | 1492     | 964   | 287     | 41   | 1..      | 1059   | 919   | 113     | 20.. | 1352     | 1304  | 83      |
| Olmsted.....         | 2818     | 1537  | 131     | 21   | 6..      | 2263   | 1759  | 122     | 34.. | 3371     | 1741  | 83      |
| Other Tail.....      | 3446     | 3257  | 440     | 56   | 54..     | 2314   | 3457  | 282     | 65.. | 3544     | 4482  | 162     |
| Pine.....            | 1121     | 726   | 23      | 17   | 11..     | 535    | 914   | 12      | 6..  | 1152     | 875   | 13      |
| Pipestone.....       | 1112     | 692   | 50      | 4    | —        | 686    | 559   | 25      | 46.. | 862      | 919   | 17      |
| Polk.....            | 2863     | 2533  | 161     | 186  | 27..     | 1472   | 2389  | 116     | 36.. | 2855     | 5054  | 69      |
| Pope.....            | 1774     | 481   | 57      | 5    | 5..      | 978    | 576   | 50      | 27.. | 1773     | 688   | 43      |
| Ramsey.....          | 15384    | 10331 | 449     | 359  | 222..    | 9876   | 11770 | 324     | 77.. | 17522    | 12048 | 177     |
| Red Lake.....        | 823      | 1165  | 41      | 67   | 9..      | 422    | 1084  | 20      | 31.. | —        | —     | —       |
| Redwood.....         | 2127     | 918   | 110     | 34   | 12..     | 1028   | 834   | 49      | 29.. | 1818     | 1123  | 31      |
| Renville.....        | 2809     | 1326  | 146     | 41   | 15..     | 1528   | 2084  | 78      | 67.. | 2553     | 1978  | 51      |
| Rice.....            | 2924     | 1688  | 152     | 70   | 10..     | 2095   | 1733  | 121     | 35.. | 3483     | 2002  | 103     |
| Rock.....            | 1234     | 573   | 73      | 9    | 4..      | 780    | 490   | 32      | 39.. | 1209     | 765   | 28      |
| Roseau.....          | 632      | 567   | 18      | 4    | 1..      | 283    | 401   | 17      | 11.. | 287      | 527   | 6       |
| St. Louis.....       | 8851     | 4667  | 181     | 82   | 109..    | 4409   | 4965  | 108     | 38.. | 9810     | 7412  | 92      |
| Scott.....           | 996      | 1588  | 23      | 26   | 9..      | 753    | 1730  | 49      | 20.. | 1136     | 1706  | 29      |
| Sherburne.....       | 931      | 373   | 49      | 7    | —        | 450    | 446   | 17      | 7..  | 1008     | 596   | 18      |
| Sibley.....          | 1736     | 1272  | 45      | 28   | 6..      | 1110   | 1553  | 19      | 22.. | 1826     | 1251  | 19      |
| Stearns.....         | 2400     | 4244  | 119     | 63   | 85..     | 1300   | 4061  | 63      | 61.. | 2373     | 4911  | 43      |
| Steele.....          | 1833     | 1183  | 107     | 11   | 4..      | 1485   | 1091  | 72      | 8..  | 2044     | 1248  | 30      |
| Stevens.....         | 1036     | 682   | 50      | 13   | 5..      | 695    | 681   | 18      | 13.. | 981      | 685   | 28      |
| Swift.....           | 1373     | 1023  | 61      | 20   | 7..      | 771    | 1272  | 39      | 24.. | 1273     | 1222  | 40      |
| Todd.....            | 2212     | 1487  | 192     | 28   | 11..     | 1620   | 1530  | 143     | 36.. | 2043     | 1739  | 93      |
| Traverse.....        | 768      | 720   | 30      | 7    | 2..      | 387    | 975   | 23      | 7..  | 689      | 968   | —       |
| Wabasha.....         | 2114     | 1406  | 110     | 20   | 15..     | 1770   | 1787  | 73      | 21.. | 2530     | 1690  | 76      |
| Wadena.....          | 949      | 448   | 36      | 11   | 1..      | 677    | 519   | 18      | 15.. | 874      | 534   | 25      |
| Waseca.....          | 1744     | 1155  | 51      | 27   | 6..      | 1118   | 1315  | 36      | 13.. | 1902     | 1244  | 57      |
| Washington.....      | 2884     | 1279  | 47      | 37   | 10..     | 1626   | 1899  | 30      | 14.. | 3365     | 1558  | 47      |
| Watonwan.....        | 1509     | 609   | 66      | 10   | 4..      | 764    | 588   | 34      | 1..  | 1622     | 856   | 33      |
| Wilkin.....          | 812      | 663   | 51      | 25   | 9..      | 472    | 777   | 26      | 13.. | 631      | 595   | 21      |
| Winona.....          | 3305     | 3496  | 87      | 62   | 90..     | 2372   | 3253  | 98      | 44.. | 3365     | 3528  | 69      |
| Wright.....          | 3153     | 1888  | 100     | 46   | 6..      | 1911   | 2530  | 60      | 26.. | 3312     | 2172  | 49      |
| Yellow Medicine..... | 1743     | 763   | 111     | 20   | 6..      | 961    | 1045  | 64      | —    | 1578     | 1015  | 63      |

|                 |        |        |        |      |        |        |        |      |        |        |        |      |
|-----------------|--------|--------|--------|------|--------|--------|--------|------|--------|--------|--------|------|
| Total.....      | 190461 | 112901 | 8555   | 3065 | 1329.. | 111626 | 132022 | 5216 | 1770.. | 193501 | 139626 | 4365 |
| Plurality.....  | 77560  | —      | —      | —    | —      | —      | 20396  | —    | —      | 53875  | —      | —    |
| Per cent.....   | 60.21  | 35.69  | 2.70   | .96  | .42..  | 44.24  | 52.28  | 2.06 | 77..   | 56.70  | 40.80  | 1.27 |
| Total vote..... | —      | —      | 316311 | —    | —      | —      | 252308 | —    | —      | —      | 341637 | —    |

In 1896 Matchett, S. L., received 915 votes and Palmer, G. D., received 3,330 votes for president. In 1888 Hammond, S. L., received 1,647 votes for governor.

FOR REPRESENTATIVES IN CONGRESS, 1900.

|  |                          |        |
|--|--------------------------|--------|
| 1. Counties of Dodge, Fillmore, Freeborn, Houston, Mower, Olmsted, Steele, Wabasha, Waseca and Winona.   | J. A. Tawney, Rep.....   | 23,111 |
|  | L. L. Brown, Fus.....    | 18,130 |
| 2. Counties of Blue Earth, Brown, Chipewea, Cottonwood, Faribault, Jackson, Lac qui Parle, Lincoln, Lyon, Martin, Murray, Nicollet, Nobles, Pipestone, Redwood, Rock, Watonwan, Yellow Medicine. | J. T. McCleary, Rep..... | 30,558 |
|  | M. E. Mathews, Fus.....  | 18,833 |
|  | S. D. Works, Pro.....    | 1,604  |
| 3. Counties of Carver, Dakota, Goodhue,  |                          |        |

|   |                              |        |
|---|------------------------------|--------|
| Le Sueur, McLeod, Meeker, Renville, Rice, Scott and Sibley.     | J. P. Heatwole, Rep.....     | 23,880 |
|   | Albert Schaller, Fus.....    | 16,498 |
|   | J. R. Lowe, Pro.....         | 432    |
| 4. Counties of Chisago, Isanti, Kanabec, Ramsey and Washington. | F. C. Stevens, Rep.....      | 21,322 |
|   | A. J. Stone, Dem.....        | 14,886 |
| 5. County of Hennepin.  | Loren Fletcher, Rep.....     | 24,724 |
|   | A. A. Stockwell, Dem.....    | 14,886 |
|   | E. Phillips, Pro.....        | 934    |
|   | John W. Johnson, S. L.....   | 925    |
|   | Adolph Hirschfeld, S. D..... | 792    |

ELECTION RETURNS.

6. Counties of Aitkin, Anoka, Beltrami, Benton, Carlton, Cass, Cook, Crow Wing, Hubbard, Itasca, Lake, Mille Lacs, Morrison, Pine, St. Louis, Sherburne, Stearns, Todd, Wadena and Wright.

Page Morris, Rep. .... 31,237  
Henry Truelsen, Fus. .... 23,807  
P. J. Seeberger, Pro. .... 669

7. Counties of Becker, Big Stone, Clay, Douglas, Grant, Kandiyohi, Kittson, Marshall, Norman, Otter Tail, Polk, Pope, Roseau, Stevens, Swift, Traverse, Wilkin and Red Lake.

F. M. Eddy, Rep. .... 26,808  
M. J. Daly, Dem. .... 21,022  
H. H. Aaker, Pro. .... 2,493  
H. E. Boen, Ref. .... 448

LEGISLATURE.

|                   | Senate. | House. | J.B. |
|-------------------|---------|--------|------|
| Republicans ..... | 43      | 96     | 139  |
| Democrats .....   | 12      | 23     | 35   |
| People's .....    | 1       | —      | 1    |
| Fusion .....      | 6       | —      | 6    |
| Ind. Rep. ....    | 1       | —      | 1    |

STATE OFFICERS.  
(All republicans.)

Governor—Samuel Van Saet.  
Lieutenant-Governor—Lyndon A. Smith.  
Secretary of State—P. E. Hanson.  
Treasurer—J. H. Black.  
Attorney-General—A. B. Douglas.  
Railroad Commissioners—C. W. Staples,  
Joseph Miller, Ira B. Mills.  
Justices Supreme Court—C. M. Start, Lorin W. Collins.

MISSISSIPPI.

COUNTIES.  
(76)

—SEG.ST.1901— PRESIDENT 1900 — GOV. 1899 — PRESIDENT 1896 —  
Dem. Dem. Rep. Dem. Peo. Dem. Peo. Rep. Dem. Peo. Pro. G. D.  
Power. George. McKinley. Bryan. Barker. Longino. Prewitt. McKinley. Bryan. Bryan. Lever. G. Palmer

|                  |     |      |     |      |      |      |      |     |      |     |    |    |
|------------------|-----|------|-----|------|------|------|------|-----|------|-----|----|----|
| Adams.....       | 238 | 8.   | 113 | 530  | 14.  | 328  | 11.  | 174 | 496  | 11  | 4  | 30 |
| Alcorn.....      | 104 | 56.  | 88  | 773  | 19.  | 779  | 99.  | 63  | 923  | 6   | 4  | 6  |
| Amite.....       | 159 | 1.   | 27  | 772  | 44.  | 498  | 86.  | 22  | 742  | 253 | 6  | 17 |
| Aktala.....      | 194 | 138. | 138 | 1131 | 44.  | 1138 | 257. | 166 | 950  | 857 | 8  | 19 |
| Benton.....      | 134 | 68.  | 68  | 621  | 4.   | 340  | 12.  | 116 | 616  | 22  | 3  | 2  |
| Bollivar.....    | 235 | 35.  | 183 | 892  | —    | 414  | 6.   | 116 | 338  | 28  | 20 | 6  |
| Calhoun.....     | 230 | 59.  | 73  | 868  | 30.  | 802  | 158. | 33  | 800  | 156 | 11 | 24 |
| Carroll.....     | 118 | 207. | 69  | 712  | 80.  | 886  | 448. | 79  | 749  | 446 | 2  | 13 |
| Chickasaw.....   | 126 | 23.  | 52  | 470  | 139. | 684  | 405. | 75  | 567  | 99  | 21 | 24 |
| Choctaw.....     | 62  | 37.  | 98  | 599  | 113. | 798  | 618. | 56  | 511  | 397 | 7  | 4  |
| Claiborne.....   | 113 | 18.  | 17  | 373  | 8.   | 239  | 3.   | 16  | 509  | 9   | 3  | 41 |
| Clarke.....      | 166 | 19.  | 17  | 676  | 8.   | 479  | 10.  | 7   | 832  | 115 | 4  | 5  |
| Clay.....        | 75  | 218. | 22  | 690  | 18.  | 423  | 43.  | 36  | 620  | 56  | 5  | 8  |
| Coahoma.....     | 112 | 49.  | 106 | 266  | 6.   | 427  | 13.  | 91  | 347  | —   | 3  | 9  |
| Copiah.....      | 231 | 89.  | 54  | 1314 | 50.  | 1190 | 70.  | 60  | 1342 | 273 | 14 | 15 |
| Covington.....   | 142 | 32.  | 206 | 542  | 6.   | 325  | 15.  | 73  | 683  | 43  | 2  | 2  |
| De Soto.....     | 231 | 108. | 51  | 734  | 9.   | 392  | 15.  | 59  | 841  | 50  | 4  | 25 |
| Franklin.....    | 133 | 10.  | 36  | 403  | 40.  | 596  | 130. | 18  | 386  | 216 | 3  | 7  |
| Greene.....      | 65  | —    | 65  | 139  | —    | 296  | 31.  | —   | 295  | 1   | —  | 4  |
| Grenada.....     | 65  | 95.  | 28  | 441  | 5.   | 281  | 27.  | 20  | 456  | 35  | 5  | 2  |
| Hancock.....     | 118 | 3.   | 67  | 314  | 6.   | 208  | 15.  | 49  | 344  | 5   | 16 | 2  |
| Harrison.....    | 146 | 20.  | 142 | 619  | 11.  | 388  | 20.  | 38  | 284  | 3   | 1  | 15 |
| Hinds.....       | 670 | 30.  | 63  | 1378 | 13.  | 774  | 20.  | 144 | 1538 | 45  | 40 | 29 |
| Holmes.....      | 252 | 88.  | 39  | 906  | 14.  | 652  | 35.  | 74  | 942  | 71  | 6  | 5  |
| Issaquena.....   | 128 | 1.   | 13  | 85   | 1.   | 84   | —    | 34  | 97   | —   | 1  | 1  |
| Itawamba.....    | (*) | (*)  | 107 | 824  | 15.  | 882  | 65.  | 39  | 882  | 207 | 4  | 11 |
| Jackson.....     | (*) | (*)  | 167 | 423  | 9.   | 297  | 8.   | 181 | 712  | 85  | 4  | 72 |
| Jasper.....      | 189 | 47.  | 32  | 740  | 22.  | 466  | 7.   | 23  | 794  | 77  | 5  | 16 |
| Jefferson.....   | 231 | 13.  | 12  | 492  | 1.   | 464  | 7.   | 51  | 624  | 3   | 2  | 4  |
| Jones.....       | 143 | 15.  | 196 | 630  | 56.  | 682  | 104. | 39  | 697  | 243 | 7  | 14 |
| Kemper.....      | 122 | 23.  | 90  | 688  | 73.  | 815  | 339. | 149 | 766  | 158 | 3  | 19 |
| Lafayette.....   | 194 | 71.  | 89  | 1025 | 14.  | 639  | 37.  | 131 | 1279 | 35  | 1  | 3  |
| Lauderdale.....  | 72  | 14.  | 41  | 1424 | 49.  | 1025 | 166. | 99  | 1651 | 327 | 18 | 42 |
| Lawrence.....    | 327 | 24.  | 120 | 593  | 20.  | 631  | 42.  | 176 | 688  | 91  | 3  | 8  |
| Leake.....       | 200 | 61.  | 26  | 997  | 20.  | 609  | 52.  | 94  | 929  | 235 | 7  | 5  |
| Lee.....         | 232 | 50.  | 68  | 1032 | 32.  | 539  | 80.  | 50  | 1022 | 149 | 3  | 9  |
| Le Flore.....    | 79  | 203. | 6   | 431  | 7.   | 227  | 3.   | —   | 316  | —   | —  | —  |
| Lincoln.....     | 226 | 24.  | 225 | 636  | 18.  | 1112 | 122. | 143 | 911  | 80  | 34 | 24 |
| Lowndes.....     | 174 | 75.  | 21  | 749  | 4.   | 415  | 9.   | 16  | 814  | 6   | 3  | 7  |
| Madison.....     | 202 | 42.  | 67  | 674  | 5.   | 301  | 10.  | 71  | 746  | 18  | 2  | 29 |
| Marion.....      | 123 | 3.   | 182 | 488  | 12.  | 800  | 79.  | 288 | 658  | 181 | 7  | 29 |
| Marshall.....    | 278 | 26.  | 91  | 1095 | 4.   | 683  | 29.  | 72  | 1263 | 23  | 7  | 14 |
| Monroe.....      | 68  | 12.  | 62  | 1277 | 26.  | 755  | 66.  | 71  | 1549 | 99  | 1  | 7  |
| Montgomery.....  | 111 | 146. | 28  | 844  | 18.  | 753  | 90.  | 24  | 934  | 119 | 7  | 7  |
| Neshoba.....     | 48  | 40.  | 41  | 803  | 90.  | 624  | 134. | 7   | 736  | 262 | 2  | 3  |
| Newton.....      | 209 | 46.  | 16  | 1194 | 31.  | 873  | 61.  | 11  | 1031 | 170 | 6  | 7  |
| Noxubee.....     | 143 | 31.  | 7   | 627  | 14.  | 427  | 40.  | 14  | 681  | 34  | 11 | 6  |
| Oktibeha.....    | 53  | 57.  | 14  | 666  | 11.  | 475  | 73.  | 27  | 758  | 59  | 7  | 2  |
| Panola.....      | 270 | 65.  | 33  | 1043 | 11.  | 507  | 44.  | 78  | 1085 | 160 | 23 | 12 |
| Pearl River..... | 83  | 2.   | 41  | 205  | 2.   | 287  | 15.  | 34  | 238  | 34  | 1  | 9  |
| Perry.....       | 137 | 20.  | 197 | 431  | 17.  | 414  | 14.  | 32  | 367  | 52  | 7  | 3  |
| Pike.....        | 139 | 8.   | 131 | 1262 | 6.   | 646  | 25.  | 123 | 1285 | 95  | 11 | 29 |
| Pontotoc.....    | 156 | 64.  | 132 | 739  | 61.  | 1027 | 328. | 65  | 742  | 202 | 11 | 7  |
| Prentiss.....    | 40  | 26.  | 210 | 907  | 23.  | 753  | 215. | 167 | 909  | 64  | 4  | 18 |
| Quitman.....     | 103 | 2.   | 34  | 115  | 1.   | 131  | 1.   | 40  | 170  | —   | —  | —  |
| Rankin.....      | 196 | 31.  | 45  | 816  | 12.  | 122  | 14.  | 77  | 1014 | 31  | 3  | 10 |
| Scott.....       | 293 | —    | 17  | 699  | 24.  | 631  | 40.  | 24  | 736  | 46  | 9  | 3  |
| Sharkey.....     | 31  | —    | 18  | 186  | 4.   | 131  | 5.   | 21  | 189  | 5   | 4  | 2  |
| Simpson.....     | 124 | 7.   | 74  | 493  | 25.  | 839  | 78.  | 53  | 578  | 99  | 9  | 3  |

|                   | Power. | George. | McKinley. | Bryan. | Barker. | Longino. | Prewitt. | McKinley. | Bryan. | Bryan. | Lever's. | Palmer |
|-------------------|--------|---------|-----------|--------|---------|----------|----------|-----------|--------|--------|----------|--------|
| Smith.....        | 170    | 5.      | 72        | 542    | 8.      | 1310     | 116.     | 3         | 945    | 132    | 5        | 2      |
| Sumner.....       | —      | —       | —         | —      | —       | —        | —        | —         | —      | —      | —        | —      |
| Sunflower.....    | 87     | 23.     | 8         | 341    | 3.      | 249      | —        | 27        | 450    | 11     | 1        | 6      |
| Tallahatchie..... | 145    | 48.     | 16        | 504    | 1.      | 331      | 20.      | 26        | 761    | 19     | 1        | —      |
| Tate.....         | 294    | 54.     | 38        | 1033   | 6.      | 509      | 36.      | 76        | 987    | 141    | 6        | 41     |
| Tippah.....       | 106    | 62.     | 106       | 933    | 16.     | 733      | 77.      | 103       | 936    | 130    | 5        | 5      |
| Tishomingo.....   | 44     | 37.     | 123       | 706    | 2.      | 669      | 56.      | 67        | 812    | 40     | 2        | 3      |
| Tunica.....       | 28     | 18.     | 36        | 199    | 1.      | 140      | 4.       | 62        | 174    | 1      | 1        | 5      |
| Union.....        | 202    | 93.     | 189       | 1156   | 22.     | 552      | 57.      | 114       | 1108   | 156    | —        | 7      |
| Warren.....       | 384    | 98.     | 136       | 805    | 7.      | 496      | 12.      | 182       | 849    | 26     | 8        | 140    |
| Washington.....   | 159    | 69.     | 122       | 587    | 1.      | 458      | —        | 98        | 608    | 4      | 5        | 45     |
| Wayne.....        | 119    | 22.     | 74        | 424    | 23.     | 551      | 72.      | 32        | 583    | 72     | 2        | 5      |
| Webster.....      | 254    | 81.     | 156       | 686    | 42.     | 641      | 305.     | 145       | 635    | 222    | 5        | 3      |
| Wilkinson.....    | 84     | —       | 31        | 482    | 5.      | 267      | 3.       | 36        | 528    | 33     | 1        | 6      |
| Winston.....      | 138    | 48.     | 42        | 606    | 43.     | 510      | 229.     | 33        | 822    | 273    | 22       | 14     |
| Yalobusha.....    | 242    | 50.     | 68        | 939    | 19.     | 844      | 86.      | 73        | 1032   | 58     | 13       | 37     |
| Yazoo.....        | 153    | 283.    | 15        | 917    | 29.     | 400      | 25.      | 25        | 1059   | 102    | 2        | 6      |
| Total.....        | 12016  | 3711.   | 5753      | 51706  | 1644.   | 42273    | 6097.    | 5130      | 56363  | 7517   | 485      | 1071   |
| Plurality.....    | 8305   | —       | —         | 45953  | —       | 36176    | —        | 58730     | —      | —      | —        | —      |
| Per cent.....     | 53.04  | 16.38.  | 9.72      | 87.40  | 2.78.   | 87.39    | 12.60.   | 7.27      | 79.37  | 10.63  | .06      | 1.51   |
| Scattering.....   | —      | —       | —         | 47     | —       | —        | —        | —         | —      | —      | —        | —      |
| Total vote.....   | 22655  | ..      | ..        | 59150  | ..      | 48370    | ..       | ..        | 70566  | ..     | ..       | ..     |

\*No election held.

FOR REPRESENTATIVES IN CONGRESS, 1900.

- The counties of Alcorn, Itawamba, Lee, Lowndes, Monroe, Oktibbeha, Prentiss and Tishomingo.  
 J. M. Dickey, Rep..... 329  
 E. S. Chandler, Dem..... 6,449
- The counties of Bepton, De Soto, Lafayette, Marshall, Panola, Tallahatchie, Tate, Tippah and Union.  
 John S. Burton, Rep..... 500  
 Thomas Spight, Dem..... 7,548
- The counties of Bolivar, Coahoma, Issaquena, Le Flore, Quitman, Sharkey, Sunflower, Tunica, Warren and Washington.  
 Patrick Henry, Dem..... 3,202  
 No opposition.
- The counties of Calhoun, Carroll, Chickasaw, Choctaw, Clay, Grenada, Kemper, Montgomery, Noxubee, Pontotoc, Webster, Winston and Yalobusha.  
 W. D. Frazer, Rep..... 683  
 A. F. Fox, Dem..... 8,211  
 Raleigh Brewer, Peo..... 653
- The counties of Attala, Clarke, Holmes, Jasper, Lauderdale, Leake, Neshoba, Newton, Scott, Smith, Wayne and Yazoo.

- J. C. Hill, Rep..... 14  
 John S. Williams, Dem..... 9,385
- The counties of Adams, Amite, Covington, Greene, Hancock, Harrison, Jackson, Jones, Lawrence, Marlon, Perry, Pike and Wilkinson.  
 F. A. McLain, Dem..... 7,032  
 H. C. Turley, Rep..... 1,048
  - The counties of Claiborne, Copiah, Franklin, Hinds, Jefferson, Lincoln, Madison, Rankin and Simpson.  
 C. E. Hooker, Dem..... 5,722  
 N. M. Hollingsworth, Peo..... 457

LEGISLATURE.

|                | Senate. | House. | J.H. |
|----------------|---------|--------|------|
| Democrats..... | .45     | 131    | 176  |
| People's.....  | —       | 2      | 2    |

STATE OFFICERS.

- (All democrats.)  
 Governor—A. H. Longino.  
 Lieutenant-Governor—J. T. Harrison.  
 Secretary—J. L. Power.  
 Treasurer—G. W. Carlisle.  
 Auditor—W. O. Cole.  
 Supt of Education—H. L. Whitfield.  
 Attorney-General—Monroe McClurg.  
 Adjutant-General—William Henry.

MISSOURI.

COUNTIES.  
(115)

|                     | PRESIDENT 1900 |      |      |      |          | PRESIDENT 1896 |      |      |          |        |
|---------------------|----------------|------|------|------|----------|----------------|------|------|----------|--------|
|                     | Rep.           | Dem. | Pro. | Peo. | S.D.S.L. | Rep.           | Dem. | Pro. | S.L.G.D. | Nat.   |
| Adair.....          | 2673           | 2180 | 62   | 113  | 21       | 3.             | 2408 | 2311 | 25       | 6      |
| Andrew.....         | 2356           | 2022 | 34   | 10   | 17       | 2.             | 2252 | 2091 | 8        | 1 25 4 |
| Atchison.....       | 1767           | 1926 | 122  | 11   | 14       | —              | 1587 | 2272 | 32       | 1 11 — |
| Audrain.....        | 1436           | 3477 | 61   | 33   | 13       | 3.             | 1609 | 3984 | 11       | — 25 — |
| Barry.....          | 2420           | 2661 | 44   | 50   | 27       | 3.             | 2320 | 3151 | 14       | — 6 1  |
| Barton.....         | 1780           | 2349 | 96   | 12   | 83       | 5.             | 1496 | 2824 | 77       | 5 7 2  |
| Bates.....          | 2731           | 3591 | 150  | 359  | 106      | 19.            | 2512 | 5073 | 96       | 3 26 8 |
| Benton.....         | 1980           | 1532 | 27   | 70   | 29       | 2.             | 1957 | 1762 | 37       | — 25 1 |
| Bollinger.....      | 1515           | 1533 | 21   | 9    | 14       | 1.             | 1272 | 1485 | 1        | — 3 1  |
| Boone.....          | 1672           | 4793 | 53   | 47   | 20       | 3.             | 1705 | 5075 | 19       | — 20 3 |
| Buchanan.....       | 8329           | 8925 | 198  | 11   | 58       | 12.            | 6854 | 7396 | 62       | 4 78 3 |
| Butler.....         | 2388           | 1670 | 10   | 2    | 70       | 7.             | 1635 | 1743 | 2        | 2 7 2  |
| Caldwell.....       | 2235           | 1722 | 65   | 43   | 14       | —              | 2115 | 2383 | 25       | — 21 1 |
| Callaway.....       | 1864           | 4133 | 31   | 16   | 8        | 1.             | 1349 | 4338 | 10       | — 61 — |
| Camden.....         | 1511           | 1073 | 1    | —    | 8        | 1.             | 1826 | 1287 | 17       | 1 21 — |
| Cape Girardeau..... | 2778           | 2318 | 87   | 73   | 27       | —              | 2482 | 2473 | 27       | 1 21 — |
| Carroll.....        | 3192           | 3300 | 75   | 15   | 23       | —              | 3363 | 3555 | 40       | — 21 4 |
| Carter.....         | 621            | 755  | 3    | —    | 3        | —              | 483  | 611  | —        | — 12 1 |
| Cass.....           | 2162           | 3350 | 89   | 29   | 75       | 7.             | 2229 | 3975 | 38       | 2 30 5 |
| Cedar.....          | 1845           | 1820 | 23   | 91   | 21       | 2.             | 1881 | 2400 | 5        | — 8 2  |
| Chariton.....       | 2138           | 3828 | 37   | 30   | 27       | 2.             | 2359 | 4321 | 7        | — 13 — |
| Christian.....      | 2107           | 1336 | 34   | 58   | 16       | 5.             | 1983 | 1729 | 6        | — 1 —  |
| Clark.....          | 1819           | 2021 | 49   | 5    | 7        | —              | 1953 | 2107 | 9        | — 8 1  |
| Clay.....           | 921            | 3585 | 55   | 25   | 10       | —              | 924  | 4071 | 12       | 1 52 1 |
| Clinton.....        | 1745           | 2405 | 61   | 23   | 11       | —              | 1792 | 2610 | 16       | — 20 5 |
| Cole.....           | 2157           | 2320 | 9    | 7    | 15       | 1.             | 2033 | 2198 | 3        | 1 40 2 |



ELECTION RETURNS.

|                    | McKinley | Bryan | Woolf | yBarker | Debs | Malloney | M'Kinl'y | Bryan | Lever | 'sMatch | (P'm | r'Bnd | 'y |
|--------------------|----------|-------|-------|---------|------|----------|----------|-------|-------|---------|------|-------|----|
| Cooper.....        | 2738     | 2756  | 53    | 41      | 17   | 7..      | 3711     | 8028  | 5     | —       | 14   | 3     |    |
| Crawford.....      | 1470     | 1318  | 17    | 2       | 22   | 1..      | 1447     | 1883  | 7     | 8       | 2    | 4     |    |
| Dade.....          | 1592     | 1821  | 26    | 53      | 44   | 4..      | 1797     | 2363  | 13    | —       | 4    | 1     |    |
| Dallas.....        | 1506     | 1238  | 20    | 59      | 7    | 2..      | 1466     | 1525  | 11    | 4       | —    | —     |    |
| Davises.....       | 2373     | 2670  | 113   | 61      | 21   | 2..      | 2330     | 3125  | 23    | 1       | 25   | 1     |    |
| DeKalb.....        | 1669     | 1840  | 60    | 83      | 8    | 2..      | 1590     | 2167  | 12    | —       | 10   | 7     |    |
| Dent.....          | 1065     | 1419  | 12    | 15      | 8    | 1..      | 1097     | 1493  | 1     | —       | 6    | 1     |    |
| Douglas.....       | 858      | 1705  | 10    | 364     | 14   | 3..      | 1598     | 1700  | 4     | 2       | 3    | 1     |    |
| Dunklin.....       | 1276     | 2711  | 24    | 15      | 33   | 1..      | 961      | 2975  | 1     | —       | 8    | 2     |    |
| Franklin.....      | 3686     | 2652  | 38    | 16      | 18   | 1..      | 3797     | 2904  | 9     | —       | 13   | 1     |    |
| Gasconade.....     | 2015     | 575   | 18    | 2       | 16   | —..      | 2185     | 515   | —     | 1       | 27   | —     |    |
| Gentry.....        | 2185     | 2459  | 83    | 62      | 17   | 8..      | 2000     | 2906  | 32    | 4       | —    | 10    |    |
| Greene.....        | 6009     | 5519  | 73    | 153     | 94   | 12..     | 5808     | 6327  | 42    | 3       | 23   | 4     |    |
| Grundy.....        | 2576     | 1332  | 39    | 20      | 15   | —..      | 2778     | 1675  | 15    | —       | 8    | 1     |    |
| Harrison.....      | 3083     | 2209  | 108   | 58      | 19   | 3..      | 2956     | 2532  | 26    | —       | 19   | 4     |    |
| Henry.....         | 2626     | 3777  | 155   | 47      | 38   | 5..      | 3234     | 4442  | 41    | 1       | 17   | 3     |    |
| Hickory.....       | 1270     | 777   | 13    | 43      | 10   | 2..      | 1194     | 1045  | 6     | —       | —    | —     |    |
| Holt.....          | 2292     | 1765  | 80    | 16      | 18   | 4..      | 2397     | 2036  | 31    | —       | 19   | 12    |    |
| Howard.....        | 1235     | 3134  | 37    | 29      | 10   | —..      | 1333     | 3317  | 22    | 5       | 6    | 8     |    |
| Howell.....        | 2359     | 1375  | 39    | 98      | 38   | 7..      | 1829     | 2373  | 5     | 2       | 8    | 18    |    |
| Iron.....          | 642      | 932   | 11    | 7       | 5    | —..      | 607      | 1016  | 3     | —       | —    | —     |    |
| Jackson.....       | 21580    | 22542 | 888   | 74      | 499  | 117..    | 18711    | 20705 | 98    | 31      | 807  | 19    |    |
| Jasper.....        | 8747     | 9658  | 220   | 64      | 327  | 86..     | 4835     | 7026  | 52    | 5       | 35   | 10    |    |
| Jefferson.....     | 2775     | 2798  | 28    | 22      | 14   | 3..      | 2876     | 2785  | 17    | 1       | 16   | 4     |    |
| Johnson.....       | 3051     | 3612  | 74    | 34      | 38   | 8..      | 3219     | 4240  | 25    | 4       | 18   | 1     |    |
| Knox.....          | 1344     | 1908  | 46    | 16      | 12   | 4..      | 1246     | 2185  | 26    | —       | 6    | 3     |    |
| Laclede.....       | 1686     | 1786  | 17    | 30      | 7    | 8..      | 1598     | 2120  | 18    | —       | 10   | 3     |    |
| Lafayette.....     | 3311     | 4217  | 50    | 24      | 22   | 5..      | 3375     | 4463  | 13    | 4       | 45   | 1     |    |
| Lawrence.....      | 3552     | 3313  | 87    | 10      | 63   | 10..     | 2962     | 3369  | 24    | 3       | 12   | 4     |    |
| Lewis.....         | 1442     | 2583  | 44    | 16      | 26   | 1..      | 1581     | 2624  | 19    | —       | 15   | 2     |    |
| Lincoln.....       | 1563     | 2761  | 55    | 10      | 19   | —..      | 1564     | 3003  | 9     | —       | —    | —     |    |
| Linn.....          | 3104     | 3137  | 40    | 47      | 11   | 3..      | 3015     | 5327  | 36    | 3       | 9    | 1     |    |
| Livingston.....    | 2436     | 2659  | 125   | 194     | 29   | 2..      | 2377     | 3351  | 28    | 1       | 36   | 4     |    |
| McDonald.....      | 1188     | 1469  | 33    | 18      | 21   | 4..      | 998      | 1676  | 13    | —       | —    | —     |    |
| Macon.....         | 3568     | 4174  | 68    | 31      | 133  | 14..     | 3475     | 4473  | 21    | 5       | 26   | 5     |    |
| Madison.....       | 891      | 1153  | 25    | 6       | 3    | —..      | 780      | 1236  | 5     | —       | —    | —     |    |
| Marion.....        | 544      | 1273  | 3     | —       | 3    | —..      | 456      | 1335  | 2     | —       | —    | —     |    |
| Marion.....        | 2490     | 3327  | 72    | 11      | 21   | 5..      | 2699     | 4008  | 21    | —       | 28   | 3     |    |
| Mercer.....        | 1973     | 1106  | 41    | 9       | 10   | 2..      | 1958     | 1405  | 6     | 6       | 11   | 5     |    |
| Miller.....        | 1796     | 1492  | 22    | 32      | 5    | 2..      | 1707     | 1694  | 3     | 1       | 7    | 2     |    |
| Mississippi.....   | 1020     | 1384  | 12    | 1       | 7    | 3..      | 1074     | 1673  | 2     | —       | 3    | 1     |    |
| Monteau.....       | 1684     | 1876  | 32    | 121     | 23   | 2..      | 1580     | 2096  | 19    | 1       | 11   | —     |    |
| Monroe.....        | 795      | 4016  | 23    | 23      | 17   | 3..      | 892      | 4379  | 8     | —       | 15   | —     |    |
| Montgomery.....    | 1866     | 2000  | 83    | 31      | 16   | 3..      | 1920     | 2272  | 47    | 3       | 10   | 2     |    |
| Morgan.....        | 1434     | 1390  | 15    | 31      | 6    | 1..      | 1366     | 1628  | 3     | —       | 8    | —     |    |
| New Madrid.....    | 663      | 1379  | 1     | —       | 3    | 1..      | 480      | 1639  | 2     | —       | —    | —     |    |
| Newton.....        | 2673     | 2877  | 148   | 31      | 33   | 7..      | 2174     | 3029  | 52    | 1       | 12   | —     |    |
| Nodaway.....       | 3858     | 4055  | 112   | 24      | 53   | —..      | 3437     | 4577  | 23    | —       | 26   | 12    |    |
| Oregon.....        | 652      | 1768  | 5     | 13      | 90   | 3..      | 576      | 1783  | 3     | —       | 3    | —     |    |
| Osage.....         | 1731     | 1396  | 50    | 1       | 9    | 1..      | 1700     | 1456  | 29    | 4       | —    | —     |    |
| Ozark.....         | 1272     | 635   | 16    | 2       | 5    | 2..      | 1187     | 1025  | 4     | —       | —    | —     |    |
| Pemiscot.....      | 655      | 1370  | 1     | —       | 4    | 2..      | 355      | 1290  | 3     | —       | —    | —     |    |
| Perry.....         | 1681     | 1630  | 16    | 1       | 15   | —..      | 1522     | 1450  | 5     | 1       | 33   | 1     |    |
| Pettis.....        | 3324     | 3320  | 65    | 6       | 103  | 6..      | 4119     | 4237  | 40    | 6       | 21   | 14    |    |
| Phelps.....        | 1153     | 1603  | 18    | 47      | 13   | 3..      | 1033     | 1816  | 6     | —       | 7    | 1     |    |
| Pike.....          | 2534     | 3747  | 35    | 5       | 12   | 1..      | 2834     | 3839  | 10    | 1       | 25   | 2     |    |
| Platte.....        | 987      | 3052  | 20    | 3       | 4    | 1..      | 1044     | 3191  | 17    | —       | 13   | 1     |    |
| Polk.....          | 2679     | 2178  | 43    | 60      | 17   | 2..      | 2564     | 2711  | 27    | —       | 3    | 1     |    |
| Pulaski.....       | 782      | 1282  | 7     | 2       | 2    | —..      | 802      | 1410  | 2     | —       | —    | —     |    |
| Putnam.....        | 2337     | 1159  | 33    | 23      | 16   | 2..      | 2363     | 1376  | 7     | —       | 8    | 1     |    |
| Ralls.....         | 770      | 2161  | 18    | 6       | 4    | —..      | 814      | 2297  | 2     | —       | 8    | 1     |    |
| Randolph.....      | 1932     | 4006  | 51    | 33      | 36   | —..      | 2162     | 4097  | 9     | 2       | 26   | 7     |    |
| Ray.....           | 2004     | 3931  | 46    | 15      | 20   | 5..      | 2003     | 3945  | 15    | —       | 47   | 4     |    |
| Reynolds.....      | 451      | 1027  | —     | —       | 3    | —..      | 885      | 1015  | 1     | —       | 2    | —     |    |
| Ripley.....        | 822      | 1439  | 31    | 38      | 2    | 1..      | 749      | 1442  | 2     | —       | —    | —     |    |
| St. Charles.....   | 3324     | 2343  | 14    | 2       | 34   | 4..      | 3173     | 2448  | 2     | —       | 27   | 1     |    |
| St. Clair.....     | 1344     | 2036  | 75    | 128     | 21   | 2..      | 1829     | 2686  | 15    | 9       | 7    | 1     |    |
| St. Francois.....  | 2265     | 2707  | 39    | 5       | 17   | 3..      | 1664     | 2245  | 9     | —       | —    | —     |    |
| St. Genevieve..... | 935      | 1296  | 5     | 9       | —    | 1..      | 903      | 1245  | —     | 1       | 4    | 8     |    |
| St. Louis.....     | 6537     | 3324  | 60    | 4       | 101  | 8..      | 6231     | 3403  | 22    | 4       | 49   | 2     |    |
| Saline.....        | 2314     | 4301  | 53    | 33      | 29   | 1..      | 3050     | 5615  | 29    | —       | 56   | 2     |    |
| Schuyler.....      | 1061     | 1335  | 65    | 39      | 2    | 1..      | 1131     | 1502  | 17    | —       | 10   | 1     |    |
| Scotland.....      | 1277     | 1760  | 50    | 27      | 12   | 1..      | 1203     | 2077  | 13    | 1       | 4    | 1     |    |
| Scott.....         | 821      | 1706  | 14    | 4       | 14   | 1..      | 751      | 1906  | —     | —       | 5    | —     |    |
| Shannon.....       | 716      | 1279  | 8     | 13      | 15   | 2..      | 689      | 1186  | 4     | —       | 1    | —     |    |
| Shelby.....        | 1217     | 2578  | 57    | 10      | 5    | 1..      | 1275     | 2850  | 25    | —       | 7    | —     |    |
| Stoddard.....      | 1840     | 2636  | 30    | 29      | 32   | —..      | 1584     | 2968  | 12    | 4       | 3    | 2     |    |
| Stone.....         | 1182     | 573   | 10    | 4       | 16   | 4..      | 1094     | 827   | 5     | —       | 1    | 1     |    |
| Sullivan.....      | 2386     | 2396  | 58    | 3       | 17   | 4..      | 2383     | 2451  | 23    | —       | 7    | 8     |    |
| Taney.....         | 1137     | 753   | 10    | 4       | 16   | 2..      | 1024     | 925   | 2     | 2       | 2    | 1     |    |
| Texas.....         | 1713     | 2218  | 14    | 26      | 9    | 2..      | 1785     | 2672  | 12    | 4       | 4    | 1     |    |
| Vernon.....        | 2556     | 4306  | 118   | 26      | 60   | 14..     | 2230     | 5133  | 24    | —       | 19   | 20    |    |
| Warren.....        | 1589     | 579   | 15    | 11      | 29   | 7..      | 1630     | 631   | —     | —       | 7    | —     |    |
| Washington.....    | 1751     | 1530  | 12    | —       | 3    | 1..      | 1547     | 1458  | —     | —       | 3    | 1     |    |

|                | McKinley | Bryan  | Woolly | Barker | Debs | Mallon | Y.M.   | Kinly  | Bryan | Lever | Match | tP   | m | B | n | l | y |
|----------------|----------|--------|--------|--------|------|--------|--------|--------|-------|-------|-------|------|---|---|---|---|---|
| Wayne          | 1648     | 1745   | 19     | 2      | 13   | —      | 1418   | 1568   | 14    | —     | 8     | —    | — | — | — | — | — |
| Webster        | 1721     | 1702   | 40     | 79     | 16   | —      | 1008   | 1865   | 14    | —     | 3     | —    | — | — | — | — | — |
| Worth          | 1023     | 1123   | 34     | 49     | 8    | —      | 685    | 1248   | 9     | —     | 2     | —    | — | — | — | — | — |
| Wright         | 1703     | 1500   | 27     | 17     | 11   | 6      | 175    | 1777   | 6     | —     | 1     | —    | — | — | — | — | — |
| St. Louis city | 60597    | 59951  | 327    | 152    | 2722 | 817    | 65708  | 50001  | 244   | 462   | 462   | 22   | — | — | — | — | — |
| Total          | 314091   | 351922 | 5965   | 4244   | 6128 | 1294   | 304940 | 365967 | 2169  | 595   | 2355  | 236  | — | — | — | — | — |
| Plurality      |          | 37831  |        |        |      |        |        | 58727  |       |       |       |      |   |   |   |   |   |
| Per cent.      | 46.09    | 51.48  | .87    | .63    | .89  | .20    | 45.21  | 53.95  | .03   | .008  | .04   | .004 | — | — | — | — | — |
| Total vote     |          | 683644 |        |        |      |        |        | 647019 |       |       |       |      |   |   |   |   |   |

- FOR REPRESENTATIVES IN CONGRESS, 1900.
- The counties of Adair, Clark, Knox, Lewis, Macon, Marion, Putnam, Schuyler, Scotland and Shelby.  
 Samuel M. Pickler, Rep. . . . . 19,189  
 James T. Lloyd, Dem. . . . . 23,920
  - The counties of Carroll, Chariton, Grundy, Linn, Livingston, Monroe, Randolph and Sullivan.  
 W. C. Irwin, Rep. . . . . 13,485  
 William W. Rucker, Dem. . . . . 25,046
  - The counties of Caldwell, Clay, Clinton, DeKalb, Davless, Gentry, Harrison, Mercer, Ray and Worth.  
 William S. Leeper, Rep. . . . . 19,131  
 John Dougherty, Dem. . . . . 22,993
  - The counties of Andrew, Atchison, Buchanan, Holt, Nodaway and Platte.  
 John Kennish, Rep. . . . . 19,595  
 Charles F. Cochran, Dem. . . . . 22,211
  - The counties of Jackson and Lafayette.  
 William B. C. Brown, Rep. . . . . 24,367  
 William S. Cowherd, Dem. . . . . 27,644  
 Harry C. Marfording, S. D. . . . . 476
  - The counties of Bates, Cass, Cedar, Dade, Henry, Johnson and St. Clair.  
 Samuel W. Jurden, Rep. . . . . 13,366  
 David A. DeArmond, Dem. . . . . 20,017  
 William O. Atkeson, Prog. Peo. . . . . 747
  - The counties of Benton, Boone, Greene, Hickory, Howard, Pettis, Polk and Saline.  
 Harry H. Parsons, Rep. . . . . 21,601  
 James Cooney, Dem. . . . . 26,834
  - The counties of Callaway, Camden, Cole, Cooper, Dallas, Laclede, Maries, Miller, Montean, Morgan, Osage, Phelps and Pulaski.  
 James T. Moore, Rep. . . . . 20,634  
 Dorsey W. Shackleford, Dem. . . . . 23,718
  - The counties of Audrain, Crawford, Gasconade, Lincoln, Montgomery, Pike, Ralls, St. Charles and Warren.  
 Daniel S. Flagg, Rep. . . . . 16,451  
 Champ Clark, Dem. . . . . 19,202
  - The counties of Franklin and St. Louis and the following wards of the city of St. Louis: 7th (except precinct 12), 8th, 9th, 10th, 11th and 12th, except precincts 11 and 12.  
 Richard Bartholdt, Rep. . . . . 24,252  
 August H. Bolte, Dem. . . . . 17,843  
 T. W. Putnam, S. D. . . . . 1,443  
 John J. Ernest, S. L. . . . . 366
  - The 1st, 2d, 3d, 15th (only precincts 2,

- and 4), 16th, 17th, 18th, 19th, 20th (except precinct 1), 21st (except precincts 1 and 2), 25th (only precincts 7 to 13, inclusive), 26th, 27th and 28th (except precincts 1 and 2) wards of the city of St. Louis.  
 Charles F. Joy, Rep. . . . . 25,375  
 Patrick O'Malley, Dem. . . . . 25,607  
 Charles F. Gebelein, S. D. . . . . 675  
 H. J. Poelling, S. L. . . . . 262
- The 4th, 5th, 6th, 7th (only precinct 12), 12th (only precincts 11 and 12), 13th, 14th, 15th (except precincts 2, 3 and 4), 20th (only precinct 1), 21st (only precincts 1 and 2), 22d, 23d, 24th, 25th (only precincts 1 to 6, inclusive), 28th (only precincts 1 and 2) wards of the city of St. Louis.  
 W. M. Horton, Rep. . . . . 13,551  
 James J. Butler, Dem. . . . . 22,104  
 William Billsbarrow, S. L. . . . . 166  
 Charles Specht, S. D. . . . . 707
- The counties of Carter, Dent, Iron, Jefferson, Madison, Perry, Reynolds, Ste. Genevieve, St. Francois, Shannon, Texas, Washington, Wayne, Webster and Wright.  
 John H. Reppy, Rep. . . . . 20,524  
 Edward Robb, Dem. . . . . 23,798
- The counties of Bollinger, Butler, Cape Girardeau, Christian, Douglas, Dunklin, Howell, Mississippi, New Madrid, Oregon, Ozark, Pemiscot, Ripley, Scott, Stoddard, Stone and Taney.  
 Norman A. Mozley, Rep. . . . . 23,364  
 Willard D. Vandiver, Dem. . . . . 26,434
- The counties of Barry, Barton, Jasper, Lawrence, McDonald, Newton and Vernon.  
 John R. Holmes, Rep. . . . . 22,678  
 M. E. Benton, Dem. . . . . 26,804  
 R. D. Oliver, S. D. . . . . 563

LEGISLATURE.

|                | Senate. | House. | J. B. |
|----------------|---------|--------|-------|
| Republicans    | 9       | 51     | 60    |
| Democrats      | 25      | 88     | 113   |
| Dem.-Peo.-Fus. | —       | 1      | 1     |

STATE OFFICERS.

(All democrats.)

- Governor—A. M. Dockery.  
 Lieutenant-Governor—John A. Lee.  
 Secretary—Sam B. Cook.  
 Auditor—Albert O. Allen.  
 Treasurer—Robert P. Williams.  
 Attorney-General—Edward C. Crow.  
 Railroad and Warehouse Commissioner—J. P. Herrington.

MONTANA.

| COUNTIES.<br>(24) | — PRESIDENT 1900 — |      |       |       | — PRES. 1896 — |      |      |       | — PRESIDENT 1892 — |      |      |      |
|-------------------|--------------------|------|-------|-------|----------------|------|------|-------|--------------------|------|------|------|
|                   | Rep.               | Dem. | S. L. | S. D. | Rep.           | Dem. | Pro. | S. L. | Rep.               | Dem. | Pro. | Peo. |
| Beaverhead        | 767                | 937  | 2     | 1     | 5.             | 154  | 1246 | 7.    | 729                | 463  | 20   | 155  |
| Broadwater        | 313                | 572  | 4     | 2     | 5.             | —    | —    | —     | —                  | —    | —    | —    |
| Carbon            | 930                | 907  | 2     | 1     | 28.            | 865  | 739  | —     | —                  | —    | —    | —    |
| Cascade           | 1997               | 2564 | 26    | 5     | 58.            | 953  | 1920 | 15.   | 1295               | 1184 | 48   | 337  |
| Choteau           | 1068               | 629  | 7     | 2     | 5.             | 624  | 701  | 6.    | 788                | 676  | 19   | 35   |
| Custer            | 980                | 477  | 2     | 3     | 2.             | 723  | 676  | 5.    | 680                | 537  | 8    | 66   |
| Dawson            | 521                | 209  | 2     | —     | 5.             | 385  | 177  | 3.    | 343                | 268  | 8    | 23   |

ELECTION RETURNS.

|                       | McKinley | Bryan | Woolley | Malloney | Debs  | McKinley | Bryan | Lever | Harrison | Cleveland | Bidwell | Weaver |
|-----------------------|----------|-------|---------|----------|-------|----------|-------|-------|----------|-----------|---------|--------|
| Deer Lodge.....       | 1636     | 3835  | 17      | 24       | 121   | 446      | 4016  | 8.    | 1930     | 2152      | 40      | 1319   |
| Fergus.....           | 1238     | 913   | 3       | 2        | 11.   | 725      | 834   | 3.    | 766      | 560       | 21      | 31     |
| Flathead.....         | 1104     | 1201  | 14      | 2        | 24.   | 413      | 1360  | 6.    | —        | —         | —       | —      |
| Gallatin.....         | 1146     | 1297  | 50      | 2        | 22.   | 423      | 1649  | 36.   | 998      | 1144      | 82      | 80     |
| Granite.....          | 401      | 1020  | 4       | 1        | 9.    | 61       | 1746  | 7.    | —        | —         | —       | —      |
| Jefferson.....        | 488      | 980   | 21      | —        | 9.    | 153      | 2185  | 1.    | 740      | 730       | 28      | 447    |
| Lewis and Clarke..... | 2043     | 2763  | 11      | 2        | 42.   | 1057     | 4007  | 20.   | 2014     | 2033      | 100     | 1073   |
| Madison.....          | 1030     | 1298  | 14      | —        | 6.    | 315      | 1633  | 10.   | 762      | 634       | 14      | 151    |
| Meagher.....          | 414      | 406   | 2       | —        | 1.    | 333      | 1305  | 1.    | 839      | 735       | 14      | 292    |
| Missoula.....         | 1392     | 1893  | 15      | 2        | 24.   | 365      | 2269  | 6.    | 2045     | 2340      | 45      | 706    |
| Park.....             | 903      | 900   | 20      | —        | 59.   | 328      | 1252  | 11.   | 1192     | 1048      | 30      | 123    |
| Ravalli.....          | 892      | 1052  | 31      | 3        | 11.   | 207      | 1541  | 5.    | —        | —         | —       | —      |
| Silver Bow.....       | 3873     | 12101 | 35      | 61       | 240.  | 1275     | 9992  | 29.   | 3251     | 2648      | 54      | 2473   |
| Sweet Grass.....      | 460      | 287   | 1       | —        | —     | 232      | 238   | 1.    | —        | —         | —       | —      |
| Teton.....            | 573      | 457   | 3       | 3        | 4.    | 293      | 821   | 1.    | —        | —         | —       | —      |
| Valley.....           | 393      | 234   | 1       | —        | 2.    | 175      | 204   | —     | —        | —         | —       | —      |
| Yellowstone.....      | 816      | 654   | 8       | —        | 19.   | 429      | 575   | 5.    | 479      | 369       | 18      | 23     |
| Total.....            | 25373    | 87146 | 288     | 116      | 708.  | 10494    | 42537 | 186.  | 18851    | 17581     | 549     | 7353   |
| Plurality.....        | 11773    | —     | —       | —        | —     | 32043    | —     | —     | 1270     | —         | —       | —      |
| Per cent.....         | 39.71    | 68.37 | .46     | .12      | 1.11. | 19.13    | 80.70 | .30.  | 42.74    | 39.69     | 1.01    | 6.54   |
| Total vote.....       | 63641    | —     | —       | —        | —     | 53217    | —     | —     | 44315    | —         | —       | —      |

FOR REPRESENTATIVE IN CONGRESS, 1900.  
 Caldwell Edwards, Fus..... 23,130  
 Cornelius F. Kelley, Ind. Dem..... 9,443  
 Samuel G. Murray, Rep..... 23,207  
 Martin J. Elliott, S. D..... 613  
 J. M. Kennedy..... 1

Attorney-General—James Donovan.  
 Treasurer—A. H. Barrett.  
 Auditor—J. H. Calderhead.  
 Sup't Public Instruction—W. W. Welch.

LEGISLATURE.

| STATE OFFICERS.                       | Senate. | House. | J. B. |
|---------------------------------------|---------|--------|-------|
| Governor—Joseph K. Toole.             | —       | 23     | 32    |
| Lieutenant-Governor—Frank G. Higgins. | —       | 27     | 37    |
| Secretary—George M. Hayes.            | —       | 6      | 7     |
| Republicans.....                      | 9       | 2      | —     |
| Democrats.....                        | 10      | 2      | —     |
| People's.....                         | 1       | 6      | 7     |
| Labor.....                            | —       | 9      | 9     |
| Ind. Dem.....                         | 4       | 5      | 9     |

NEBRASKA.

| COUNTIES.      | —SUP. CT. JUDGE '91— |      | —PRESIDENT 1900— |       |       |       |       | —PRESIDENT 1896— |       |       |      |             |    |     |
|----------------|----------------------|------|------------------|-------|-------|-------|-------|------------------|-------|-------|------|-------------|----|-----|
|                | Rep.                 | Dem. | Rep.             | Dem.  | Pro.  | M. R. | S. L. | Rep.             | Fus.  | Pro.  | Nat. | S. L. G. D. |    |     |
| Adams.....     | 1629                 | 1586 | 93.              | 1992  | 2114  | 70    | 25    | 5.               | 1768  | 2036  | 21   | 28          | 5  | 56  |
| Antelope.....  | 1212                 | 989  | 62.              | 1342  | 1856  | 41    | 8     | 6.               | 988   | 1260  | 29   | 9           | —  | 29  |
| Banner.....    | 146                  | 85   | 8.               | 186   | 71    | 4     | 1     | 4.               | 173   | 130   | 1    | —           | —  | 2   |
| Blaine.....    | 91                   | 62   | 2.               | 103   | 75    | —     | 1     | —                | 86    | 60    | —    | —           | —  | 2   |
| Boone.....     | 1277                 | 1107 | 301.             | 1524  | 1336  | 39    | 13    | 3.               | 1099  | 1381  | 20   | 4           | 1  | 11  |
| Box Butte..... | 574                  | 394  | 16.              | 707   | 494   | 11    | 2     | 17.              | 441   | 570   | 3    | 8           | 1  | 19  |
| Boyd.....      | 671                  | 596  | 308.             | 771   | 795   | 46    | 8     | 5.               | 500   | 656   | 8    | 11          | 4  | 24  |
| Brown.....     | 333                  | 303  | 8.               | 470   | 327   | 10    | 9     | 3.               | 885   | 320   | —    | —           | —  | 10  |
| Buffalo.....   | 1702                 | 1479 | 70.              | 1916  | 2053  | 75    | 44    | 34.              | 1335  | 2424  | 34   | 22          | 5  | 43  |
| Burt.....      | 1412                 | 734  | 28.              | 1929  | 1174  | 30    | 8     | —                | 1608  | 1249  | 23   | 16          | 3  | 31  |
| Butler.....    | 1435                 | 1744 | 65.              | 1481  | 2147  | 59    | 15    | 4.               | 1285  | 2262  | 19   | 32          | 2  | 8   |
| Cass.....      | 2269                 | 1854 | 75.              | 2922  | 2259  | 84    | 12    | 34.              | 2639  | 2465  | 21   | 22          | 2  | 64  |
| Central.....   | 1227                 | 1290 | 22.              | 1441  | 1555  | 29    | 8     | —                | 1041  | 1515  | 6    | 6           | —  | 16  |
| Chase.....     | 297                  | 356  | 17.              | 313   | 274   | 15    | 5     | —                | 244   | 266   | 2    | —           | —  | 8   |
| Cherry.....    | 728                  | 502  | 43.              | 922   | 298   | 34    | 9     | 6.               | 607   | 693   | 3    | 1           | 3  | 40  |
| Cheyenne.....  | 637                  | 432  | 26.              | 714   | 509   | 23    | 7     | —                | 439   | 507   | 3    | 2           | —  | 22  |
| Clay.....      | 1708                 | 1432 | 63.              | 1932  | 1826  | 58    | 5     | 8.               | 1691  | 1747  | 21   | 9           | 3  | 47  |
| Colfax.....    | 848                  | 1153 | 13.              | 1033  | 1357  | 16    | 8     | 9.               | 905   | 1424  | 6    | 6           | 3  | 43  |
| Cuming.....    | 1136                 | 1361 | 15.              | 1385  | 1736  | 19    | 12    | 7.               | 1312  | 1757  | 4    | 3           | —  | 20  |
| Custer.....    | 1895                 | 170  | 107.             | 2145  | 2159  | 111   | 107   | 19.              | 1484  | 2492  | 39   | 16          | 1  | 16  |
| Dakota.....    | 681                  | 602  | 17.              | 692   | 777   | 20    | 2     | 2.               | 619   | 934   | 6    | —           | —  | 25  |
| Dawes.....     | 534                  | 476  | 17.              | 613   | 687   | 19    | 5     | 19.              | 832   | 943   | 7    | 12          | —  | 28  |
| Dawson.....    | 1173                 | 1151 | 92.              | 1280  | 1399  | 64    | 13    | 5.               | 1129  | 1427  | 22   | 5           | 1  | 34  |
| Deuel.....     | 363                  | 233  | 7.               | 403   | 241   | 5     | 4     | 4.               | 301   | 280   | —    | —           | —  | 10  |
| Dixon.....     | 1055                 | 732  | 42.              | 1285  | 1101  | 43    | 19    | 9.               | 934   | 1237  | 13   | 5           | —  | 56  |
| Dodge.....     | 1792                 | 1132 | 60.              | 2632  | 2410  | 51    | 9     | 10.              | 2453  | 2082  | 25   | 14          | 5  | 112 |
| Douglas.....   | 954                  | 7600 | 157.             | 14263 | 13211 | 175   | 39    | 316.             | 12326 | 11789 | 101  | 17          | 63 | 404 |
| Dundy.....     | 289                  | 259  | 6.               | 308   | 283   | 4     | 8     | 1                | 272   | 284   | 2    | 2           | —  | 14  |
| Fillmore.....  | 1711                 | 1603 | 22.              | 1883  | 1890  | 37    | 12    | 4.               | 1638  | 1737  | 10   | 13          | 1  | 63  |
| Franklin.....  | 859                  | 931  | 33.              | 984   | 1122  | 40    | 14    | 4.               | 821   | 1092  | 15   | 15          | 1  | 12  |
| Frontier.....  | 683                  | 596  | 19.              | 990   | 810   | 19    | 25    | 6.               | 773   | 1023  | 7    | 2           | 1  | 9   |
| Furnas.....    | 1132                 | 999  | 42.              | 1321  | 1319  | 49    | 11    | 4.               | 1148  | 1485  | 15   | 7           | 1  | 14  |
| Gage.....      | 3188                 | 1891 | 185.             | 1441  | 2701  | 198   | 16    | 5.               | 3633  | 2706  | 35   | 17          | 4  | 111 |
| Garfield.....  | 251                  | 212  | 11.              | 251   | 235   | 4     | 7     | —                | 148   | 224   | 1    | —           | —  | —   |
| Gaspar.....    | 388                  | 442  | 19.              | 494   | 570   | 20    | 5     | 3.               | 419   | 690   | 2    | 8           | —  | 23  |
| Grant.....     | 80                   | 45   | 2.               | 148   | 97    | 1     | 4     | —                | 86    | 101   | 1    | —           | —  | 7   |
| Greeley.....   | 490                  | 779  | —                | 463   | 890   | 2     | 9     | 1.               | 396   | 780   | 1    | —           | —  | 1   |
| Hall.....      | 1638                 | 1313 | 40.              | 2017  | 1766  | 43    | 20    | 22.              | 1917  | 1842  | 15   | 3           | 3  | 70  |
| Hamilton.....  | 1323                 | 1235 | 73.              | 1524  | 1571  | 73    | 9     | 3.               | 1380  | 1564  | 16   | 9           | 3  | 37  |
| Harlan.....    | 797                  | 798  | 84.              | 890   | 977   | 94    | 12    | 4.               | 899   | 1152  | 15   | 29          | —  | 18  |
| Hayes.....     | 297                  | 208  | 6.               | 308   | 284   | 5     | 12    | 17.              | 302   | 284   | —    | —           | —  | 20  |
| Hitchcock..... | 839                  | 361  | 8.               | 450   | 629   | 9     | 4     | 1.               | 421   | 438   | 3    | 2           | —  | 8   |
| Holmes.....    | 1395                 | 1569 | 78.              | 1320  | 1492  | 86    | 18    | 14.              | 876   | 1432  | 30   | 19          | —  | 19  |
| Hooker.....    | 48                   | 32   | —                | 37    | 43    | 1     | 2     | —                | 10    | 40    | —    | —           | —  | 2   |
| Howard.....    | 876                  | 1094 | 25.              | 908   | 1283  | 30    | 16    | 6.               | 693   | 1289  | 12   | 9           | 6  | 10  |

Table with 13 columns listing names (Jefferson, Johnson, Kearney, etc.) and corresponding numerical data across multiple rows.

Summary table with 13 columns, including 'Total', 'Plurality', 'Per cent', and 'Total vote'.

Randolph, Soc., received 1,838 votes for Supreme court judge in 1901. For governor in 1898 Poynter, Dem., received 95,703 votes; Hayward, Rep., 92,892 and Muir, Pro., 1,724 votes.

FOR REPRESENTATIVES IN CONGRESS, 1900.

Table listing representatives for various counties (1-5) such as Cass, Johnson, Douglas, etc., with names and vote counts.

5. Counties of Adams, Chase, Clay, Dundy, Franklin, Frontier, Furnas, Gosper, Hull, Harlan, Hayes, Hitchcock, Kearney, Nuckolls, Perkins, Phelps, Red Willow and Webster.

Table listing representatives for counties 5 and 6, including W. S. Morlan, A. C. Shallenberger, James A. Armstrong, and James K. Stevens.

6. Counties of Banner, Blaine, Box Butte, Brown, Buffalo, Cheyenne, Cherry, Custer, Dawes, Dawson, Deuel, Garfield, Grant, Greeley, Holt, Hooper, Howard, Keith, Keya Paha, Kimball, Lincoln, Logan, Loup, McPherson, Rock, Scotts Bluff, Sheridan, Sherman, Sioux, Thomas, Valley and Wheeler.

Table listing representatives for counties 5 and 6, including M. P. Kinkaid, William Neville, P. W. Hannible, and C. T. Holliday.

LEGISLATURE.

Table comparing 'Senate. House. J.B.' for 'Republicans' and 'Fusionists' with their respective vote counts.

ELECTION RETURNS.

257

STATE OFFICERS.  
(All republicans.)  
Governor—E. P. Savage.  
Secretary—G. W. Marsh.  
Auditor—Charles Weston.  
Treasurer—William Stuefer.  
Sup't Public Instruction—W. K. Towler.  
Attorney-General—Frank N. Prout.  
Commissioner Public Lands—G. D. Follmer.

FOR UNIVERSITY REGENTS, 1901.  
Carl J. Ernst, Rep.....100,084  
E. C. Calkins, Rep..... 98,852  
F. G. Hawley, Dem..... 83,595  
J. H. Bayston, Dem..... 82,823  
Susannah M. Walker, Pro..... 4,277  
J. M. Dilworth, Pro..... 4,013  
Burla M. Wilkie, Soc..... 1,924  
William Schram, Soc..... 2,007

NEVADA.

COUNTIES.  
(15)

|                 | PRES. 1900 |       | GOV. 1898 |       |       |      | PRES. 1896 |       |      |
|-----------------|------------|-------|-----------|-------|-------|------|------------|-------|------|
|                 | Rep.       | Dem.  | Rep.      | Dem.  | Sil.  | Peo. | Rep.       | Dem.  | Pop. |
| Churchill.....  | 79         | 120   | 45        | 53    | 38    | 7    | 47         | 153   | 3    |
| Douglas.....    | 212        | 222   | 209       | 60    | 142   | 20   | 175        | 180   | 85   |
| Elko.....       | 476        | 860   | 324       | 421   | 499   | 65   | 127        | 942   | 69   |
| Esmeralda.....  | 125        | 289   | 158       | 65    | 191   | 21   | 69         | 384   | 13   |
| Eureka.....     | 122        | 391   | 134       | 75    | 336   | 20   | 22         | 533   | 20   |
| Humboldt.....   | 364        | 700   | 284       | 272   | 349   | 47   | 98         | 715   | 34   |
| Lander.....     | 144        | 325   | 85        | 182   | 99    | 15   | 36         | 479   | 15   |
| Lincoln.....    | 233        | 564   | 111       | 297   | 259   | 36   | 30         | 813   | 35   |
| Lyon.....       | 215        | 354   | 301       | 93    | 199   | 18   | 113        | 450   | 32   |
| Nye.....        | 32         | 190   | 31        | 40    | 137   | 15   | 12         | 215   | 13   |
| Ormsby.....     | 314        | 414   | 370       | 61    | 395   | 16   | 284        | 550   | 16   |
| Roop.....       | —          | —     | —         | —     | —     | —    | —          | —     | —    |
| Storey.....     | 461        | 616   | 596       | 148   | 346   | 29   | 372        | 1075  | 74   |
| Washoe.....     | 919        | 1005  | 705       | 191   | 286   | 507  | 513        | 1010  | 158  |
| White Pine..... | 164        | 326   | 145       | 102   | 184   | 17   | 40         | 303   | 8    |
| Total.....      | 3860       | 6376  | 3548      | 2060  | 3570  | 833  | 1938       | 7802  | 575  |
| Plurality.....  | —          | 2516  | —         | 22    | —     | —    | —          | 6439  | —    |
| Per cent.....   | 87.71      | 62.29 | 35.44     | 20.57 | 35.66 | .83  | 18.79      | 75.64 | 5.57 |
| Total vote..... | —          | 10236 | —         | —     | —     | —    | —          | 10315 | —    |

FOR REPRESENTATIVE IN CONGRESS, 1900.  
E. S. Farrington, Rep..... 4,190  
F. G. Newlands, Dem..... 5,975

LEGISLATURE.

|                  | Senate. | House. | J.B. |
|------------------|---------|--------|------|
| Republicans..... | 6       | 7      | 13   |
| Democrats.....   | 3       | 16     | 19   |
| Free Silver..... | 6       | 7      | 13   |
| Independent..... | —       | 3      | 3    |

STATE OFFICERS.  
(Superintendent of education, republican;  
rest silverites.)  
Governor—R. Sadler.  
Lieutenant-Governor—J. R. Judge.  
Secretary—E. Howell.  
Treasurer—D. M. Ryan.  
Comptroller—S. P. Davis.  
Sup't of Public Instruction—Orvis Ring.  
Attorney-General—W. D. Jones.  
Adjutant-General—J. R. Judge, ex officio.

NEW HAMPSHIRE.

COUNTIES.  
(10)

|                   | PRESIDENT 1900 |       |      |      | GOV. 1898 |       |      |       | PRESIDENT 1896 |      |      |      |      |       |
|-------------------|----------------|-------|------|------|-----------|-------|------|-------|----------------|------|------|------|------|-------|
|                   | Rep.           | Dem.  | Pro. | S.D. | Rep.      | Dem.  | Pro. | Rep.  | Dem.           | Pop. | Pro. | Nat. | S.L. | G.D.  |
| Belknap.....      | 3009           | 1819  | 116  | 20   | 2224      | 2526  | 90   | 3465  | 964            | 14   | 58   | 4    | —    | 263   |
| Carroll.....      | 2626           | 1859  | 87   | 14   | 2341      | 1819  | 86   | 2800  | 1206           | 8    | 51   | 3    | 1    | 175   |
| Cheshire.....     | 4435           | 2120  | 83   | 8    | 3475      | 1968  | 103  | 4818  | 1243           | 29   | 45   | 2    | 5    | 231   |
| Coos.....         | 3383           | 2436  | 55   | 11   | 2666      | 2478  | 66   | 3253  | 1466           | 23   | 35   | —    | 2    | 149   |
| Grafton.....      | 6177           | 3619  | 173  | 35   | 4881      | 3541  | 143  | 6199  | 2257           | 49   | 109  | 17   | 2    | 459   |
| Hillsborough..... | 12533          | 8339  | 212  | 391  | 9374      | 8853  | 547  | 257   | 3980           | 4877 | 88   | 144  | 11   | 176   |
| Merrimack.....    | 7517           | 5243  | 224  | 50   | 6405      | 5474  | 271  | 7715  | 3262           | 48   | 155  | 4    | 3    | 562   |
| Rockingham.....   | 7397           | 4719  | 153  | 184  | 6519      | 4283  | 173  | 7881  | 2413           | 74   | 87   | 4    | 15   | 340   |
| Strafford.....    | 4987           | 3792  | 117  | 118  | 4489      | 3248  | 94   | 5483  | 2234           | 25   | 62   | 2    | 16   | 173   |
| Sullivan.....     | 54903          | 35489 | 1270 | 790  | 44730     | 35653 | 1333 | 57444 | 21271          | 379  | 779  | 49   | 223  | 3520  |
| Total.....        | 19314          | —     | —    | —    | 9077      | —     | —    | 35794 | —              | —    | —    | —    | —    | —     |
| Plurality.....    | 59.32          | 38.42 | 1.37 | .86  | 54.26     | 43.25 | 1.61 | 68.65 | 25.42          | .40  | .93  | .05  | .27  | 4.20  |
| Per cent.....     | —              | —     | —    | —    | —         | —     | —    | 717   | —              | —    | —    | —    | —    | —     |
| Scattering.....   | —              | —     | —    | —    | —         | —     | —    | 82438 | —              | —    | —    | —    | —    | —     |
| Total vote.....   | —              | —     | —    | —    | —         | —     | —    | —     | —              | —    | —    | —    | —    | 83670 |

FOR REPRESENTATIVES IN CONGRESS, 1900.  
1. The counties of Belknap, Carroll, Rockingham, Strafford, Hillsborough (part) and Merrimack (part).  
Cyrus A. Sulloway, Rep..... 26,062  
Timothy J. Howard, Dem..... 17,401  
Charles T. Wiggan, Pro..... 575  
Edward E. Southwick, S. D..... 442  
2. The counties of Cheshire, Coos, Grafton, Sullivan, Hillsborough (part) and Merrimack (part).  
Frank D. Currier, Rep..... 27,440  
Henry T. Hollis, Dem..... 17,517  
Henry O. Jackson, Pro..... 537  
Harris Towle, S. D..... 263

LEGISLATURE.  
Senate. House. J.B.  
Republicans.....23 300 — 323  
Democrats..... 1 97 — 98  
STATE OFFICERS.  
(All republicans.)  
Governor—Chester B. Jordan.  
Secretary—E. N. Pearson.  
Treasurer—Solon A. Carter.  
Adjutant-General—A. A. Ayling.  
Attorney-General—E. G. Eastman.  
Superintendent of Education—C. Folsom.

NEW JERSEY.

| COUNTIES.<br>(21) | GOVERNOR 1901 |        |           | PRESIDENT 1900 |        |            |            |      | PRESIDENT 1896 |            |        |        |      |        |
|-------------------|---------------|--------|-----------|----------------|--------|------------|------------|------|----------------|------------|--------|--------|------|--------|
|                   | Rep.          | Dem.   | Pro. Soc. | Rep.           | Dem.   | Pro. S. D. | S. L. Peo. | Rep. | Dem.           | G. D. Pro. |        |        |      |        |
| Atlantic.....     | 651           | 329    | 225       | 16..           | 6222   | 2566       | 277        | 49   | 9              | 23..       | 5005   | 119    | 200  |        |
| Bergen.....       | 7401          | 6061   | 163       | 199..          | 9086   | 6466       | 165        | 179  | 50             | 28..       | 8545   | 4531   | 451  | 113    |
| Burlington.....   | 6877          | 5294   | 344       | 24..           | 8381   | 5476       | 507        | 75   | 10             | 33..       | 9371   | 4610   | 406  | 306    |
| Camden.....       | 13571         | 8815   | 393       | 98..           | 16148  | 7281       | 553        | 215  | 48             | 43..       | 16395  | 6380   | 280  | 390    |
| Cape May.....     | 1877          | 1231   | 142       | 10..           | 2241   | 1110       | 186        | 11   | 7              | 8..        | 2136   | 929    | 50   | 135    |
| Cumberland.....   | 5567          | 3655   | 521       | 86..           | 6780   | 4036       | 642        | 66   | 14             | 24..       | 7018   | 3877   | 78   | 487    |
| Essex.....        | 36780         | 29885  | 394       | 711..          | 45318  | 25735      | 544        | 1003 | 617            | 77..       | 42587  | 20509  | 1004 | 540    |
| Gloucester.....   | 3504          | 2779   | 320       | 12..           | 4471   | 2829       | 342        | 87   | 12             | 22..       | 4727   | 2981   | 77   | 216    |
| Hudson.....       | 2782          | 36880  | 245       | 1315..         | 32341  | 89025      | 353        | 1373 | 515            | 21..       | 33626  | 28133  | 927  | 307    |
| Hunterdon.....    | 2978          | 4052   | 215       | 22..           | 3873   | 5136       | 312        | 34   | 8              | 17..       | 4264   | 4992   | 93   | 289    |
| Mercer.....       | 10954         | 9063   | 316       | 185..          | 15874  | 7859       | 450        | 210  | 38             | 68..       | 13847  | 5970   | 490  | 400    |
| Middlesex.....    | 7627          | 7517   | 126       | 29..           | 9348   | 7191       | 216        | 90   | 54             | 59..       | 3304   | 5976   | 550  | 149    |
| Monmouth.....     | 8556          | 7781   | 520       | 30..           | 10363  | 8538       | 419        | 63   | 43             | 58..       | 10611  | 7739   | 474  | 294    |
| Morris.....       | 6335          | 5455   | 343       | 41..           | 7739   | 5793       | 400        | 92   | 35             | 55..       | 8190   | 4336   | 331  | 463    |
| Ocean.....        | 2516          | 1393   | 168       | 12..           | 3182   | 1414       | 183        | 25   | 5              | 27..       | 3384   | 1068   | 80   | 123    |
| Passaic.....      | 13481         | 12179  | 158       | 374..          | 15619  | 12891      | 259        | 377  | 349            | 28..       | 15437  | 9280   | 357  | 233    |
| Salem.....        | 2931          | 2749   | 206       | 52..           | 3398   | 2981       | 272        | 32   | 9              | 18..       | 3717   | 2402   | 67   | 247    |
| Somerset.....     | 3490          | 3181   | 170       | 16..           | 4438   | 3183       | 170        | 50   | 12             | 25..       | 4388   | 2938   | 159  | 126    |
| Sussex.....       | 2302          | 2953   | 131       | 18..           | 2874   | 3395       | 138        | 52   | 10             | 10..       | 3045   | 2975   | 49   | 123    |
| Union.....        | 10215         | 8856   | 200       | 205..          | 12522  | 7665       | 317        | 494  | 220            | 30..       | 11707  | 6073   | 529  | 224    |
| Warren.....       | 2919          | 3622   | 262       | 34..           | 3589   | 5219       | 388        | 72   | 9              | 12..       | 4063   | 5013   | 62   | 344    |
| Total.....        | 138314        | 166681 | 5365      | 3489..         | 221707 | 164808     | 7183       | 4609 | 2074           | 669..      | 221367 | 133675 | 6373 | 5614   |
| Plurality.....    | 17133         |        |           |                | 56899  |            |            |      |                |            | 87632  |        |      |        |
| Percent.....      | 50.88         | 46.13  | 1.46      | .96..          | 55.27  | 41.09      | 1.79       | 1.14 | .51            | .16..      | 59.06  | 36.03  | 1.72 | 1.51   |
| Total vote.....   | 361267        |        |           |                |        | 401050     |            |      |                |            |        |        |      | 371014 |

In 1901 Wilson, S. L., received 1,918 votes for governor.

FOR REPRESENTATIVES IN CONGRESS, 1900.

|  |        |
|--|--------|
| 1. Counties of Camden, Cape May, Cumberland, Gloucester and Salem. |        |
| Henry C. Loudenslager, Rep.....                                    | 31,942 |
| George Pfeiffer, Jr., Dem.....                                     | 19,169 |
| George J. Haven, Pro.....  | 1,928  |
| Paul E. Eberding, S. D.....  | 374    |
| Louis I. Wellenbeck, S. L.....                                     | 101    |
| 2. Counties of Atlantic, Burlington, Mercer and Ocean.             |        |
| John J. Gardner, Rep.....  | 31,359 |
| Thomas J. Pricckett, Dem.....                                      | 17,351 |
| Harry S. Powell, Pro.....  | 1,419  |
| J. Louis Pancoast, S. D.....                                       | 418    |
| Emil F. Wegener, S. L.....   | 75     |
| 3. Counties of Middlesex, Monmouth and Somerset.                   |        |
| Benjamin F. Howell, Rep.....                                       | 24,286 |
| James J. Bergen, Dem.....  | 18,781 |
| Charles F. Garrison, Pro.....                                      | 763    |
| Morris Freedman, S. D.....   | 190    |
| George P. Herschaft, S. L.....                                     | 108    |
| 4. Counties of Hunterdon, Morris, Sussex and Warren.               |        |
| H. Burdett Herr, Rep.....  | 18,017 |
| Joshua S. Salmon, Dem.....   | 19,661 |
| William B. Osborn, Pro.....  | 1,253  |
| George H. Strobell, S. D.....                                      | 63     |
| Frank W. Wilson, S. L.....   | 24     |
| 5. The counties of Bergen and Passaic.                             |        |
| James F. Stewart, Rep.....   | 24,323 |
| John Johnson, Dem.....   | 19,703 |
| Benjamin S. Dormida, Pro.....                                      | 430    |
| W. H. Wyatt, S. D.....   | 514    |
| L. A. Magnet, S. L.....  | 395    |
| 6. Part of Essex county.   |        |

|   |        |
|---|--------|
| Richard Wayne Parker, Rep.....                            | 32,830 |
| George H. Lambert, Dem.....                               | 19,477 |
| Richard Gray, Pro.....                                    | 395    |
| Thomas A. Jones, S. D.....                                | 843    |
| Moritz Hoffman, S. L.....                                 | 534    |
| 7. Part of Hudson county.                                 |        |
| Marshall Van Winkle, Rep.....                             | 30,472 |
| Allan L. McDermott, Dem.....                              | 33,713 |
| Joel W. Brown, Pro.....                                   | 303    |
| Frederick Kraft, S. D.....                                | 1,336  |
| Thomas Jacob, S. L.....                                   | 479    |
| James Hickey, Ind. W.....                                 | 10     |
| (To fill vacancy, W. D. Daly deceased.)                   |        |
| Marshall Van Winkle, Rep.....                             | 30,472 |
| Allan L. McDermott, Dem.....                              | 33,898 |
| James Hickey, Ind. W.....                                 | 20     |
| 8. County of Union and part of Essex and Hudson counties. |        |
| Charles N. Fowler, Rep.....                               | 27,121 |
| Edward A. S. Man, Dem.....                                | 17,510 |
| T. J. Kennedy, Pro.....                                   | 501    |
| Paul Koch, S. D.....                                      | 670    |
| Jacob Grieb, S. L.....                                    | 327    |

LEGISLATURE.

|                  | Senate. | House. | J. B. |
|------------------|---------|--------|-------|
| Republicans..... | 17      | 46     | 63    |
| Democrats.....   | 4       | 14     | 18    |

STATE OFFICERS.

(All republicans.)

|                                  |
|----------------------------------|
| Governor—Franklin Murphy.        |
| Secretary—George Wurts.          |
| Treasurer—G. B. Swain.           |
| Comptroller—W. S. Hancock.       |
| Attorney-General—Samuel H. Gray. |
| Adjutant-General—W. S. Stryker.  |

NEW MEXICO.

| COUNTIES.<br>(20) | DEL. 1900 |        | DEL. '98 |        | DELEGATE 1896 |       | DEL. 1894 |      |      |     |
|-------------------|-----------|--------|----------|--------|---------------|-------|-----------|------|------|-----|
|                   | Rep.      | Dem.   | Rep.     | Dem.   | Rep.          | S. L. | Rep.      | Dem. |      |     |
| Bernalillo.....   | 3392      | 1450.. | 2550     | 2114.. | 2049          | 2679  | 23..      | 2909 | 1249 | 210 |
| Chaves.....       | 377       | 628..  | 146      | 417..  | 418           | 101   | 19..      | 135  | 469  | 5   |
| Colfax.....       | 1134      | 1194.. | 727      | 1181.. | 1272          | 660   | 6..       | 351  | 704  | 160 |
| Donna Ana.....    | 948       | 918..  | 1286     | 1154.. | 1258          | 1045  | —         | 1189 | 1234 | 65  |
| Eddy.....         | 255       | 376..  | 126      | 321..  | 412           | 120   | —         | 249  | 420  | 43  |
| Grant.....        | 1137      | 1281.. | 698      | 1215.. | 1407          | 455   | 1..       | 723  | 748  | 289 |
| Guadalupe.....    | 504       | 648..  | 598      | 397..  | 502           | 460   | —         | 407  | 461  | —   |

ELECTION RETURNS.

|                 | Rodley. | Larraso. | Pera. | Ferguson. | Ferguson. | Catron. | Dame. | Calvin. | Joseph. | Mills |
|-----------------|---------|----------|-------|-----------|-----------|---------|-------|---------|---------|-------|
| Lincoln.....    | 773     | 571      | 536   | 610.      | 769       | 464     | —     | 520     | 355     | 213   |
| McKinley.....   | 445     | 287.     | —     | —         | —         | —       | —     | —       | —       | —     |
| Mora.....       | 1086    | 1069.    | 1147  | 1114.     | 1112      | 1112    | —     | 1014    | 1002    | 18    |
| Otero.....      | 448     | 617.     | —     | —         | —         | —       | —     | —       | —       | —     |
| Rio Arriba..... | 1525    | 1207.    | 1684  | 1084.     | 1284      | 1492    | —     | 1320    | 1364    | 3     |
| San Juan.....   | 224     | 490.     | 182   | 450.      | 445       | 125     | —     | 165     | 225     | 233   |
| San Miguel..... | 2569    | 2271.    | 2402  | 2198.     | 2334      | 2332    | 4.    | 2129    | 2123    | 105   |
| Santa Fe.....   | 1569    | 1312.    | 1673  | 1239.     | 1641      | 1584    | 12.   | 1517    | 1435    | 135   |
| Sierra.....     | 325     | 554.     | 317   | 495.      | 677       | 188     | —     | 453     | 234     | 280   |
| Socorro.....    | 1416    | 1163.    | 1407  | 1150.     | 1445      | 1205    | —     | 1530    | 861     | 53    |
| Taos.....       | 996     | 927.     | 1049  | 968.      | 1193      | 1015    | —     | 237     | 1059    | 7     |
| Union.....      | 719     | 740.     | 535   | 512.      | 524       | 375     | —     | 398     | 487     | 1     |
| Valencia.....   | 1785    | 124.     | 1689  | 45.       | 205       | 1615    | 1.    | 1590    | 271     | —     |
| Total.....      | 21567   | 17857.   | 18722 | 16659.    | 18947     | 17017   | 66.   | 18113   | 15351   | 1385  |
| Plurality.....  | 3710    | —        | 2063  | —         | 1930      | —       | —     | 2752    | —       | —     |
| Per cent.....   | 54.69   | 45.31.   | 52.91 | 47.08.    | 52.63     | 47.16   | 18.   | 51.30   | 44.76   | 8.77  |
| Scattering..... | —       | —        | —     | —         | —         | —       | —     | —       | —       | —     |
| Total vote..... | 39442   | ..       | 35381 | ..        | 36090     | ..      | ..    | 1368    | 35301   | ..    |

LEGISLATURE.

|                  | Council. | House. | J. B. |
|------------------|----------|--------|-------|
| Republicans..... | 9        | 19     | 23    |
| Democrats.....   | 3        | 5      | 8     |

TERRITORIAL OFFICERS.

(Republican.)  
 Governor—Miguel A. Otero.  
 Secretary—J. W. Reynolds.

Sollcitor-General—F. L. Bartlett.  
 Auditor—W. G. Sargent.  
 Sup't of Public Instruction—J. F. Chaves.  
 Commissioner of Public Lands—A. A. Keen.  
 Adjutant-General—W. H. Whiteman.  
 Coal-Oil Inspector—John S. Clark.  
 Public Printer—James D. Hughes.  
 Librarian—Lafayette Emmett.

NEW YORK.

COUNTIES.  
(60)

|                   | PRESIDENT 1900 |        |            |       |           | Gov. 1896 |        |      |        |        | PRESIDENT 1896 |      |  |  |  |
|-------------------|----------------|--------|------------|-------|-----------|-----------|--------|------|--------|--------|----------------|------|--|--|--|
|                   | Rep.           | Dem.   | Pro. S. D. | S. L. | Rep. Dem. | Rep.      | Dem.   | Pro. | Rep.   | Fus.   | G. D.          | Pro. |  |  |  |
| Albany.....       | 23477          | 18747  | 230        | 64    | 207.      | 19307     | 2/232  | 196. | 22233  | 17818  | 359            | 207  |  |  |  |
| Allegany.....     | 7196           | 3623   | 759        | 12    | 11.       | 6129      | 2953   | 599. | 7079   | 3895   | 83             | 447  |  |  |  |
| Broome.....       | 10983          | 6652   | 847        | 15    | 14.       | 9238      | 5627   | 514. | 10630  | 5461   | 123            | 446  |  |  |  |
| Cattaraugus.....  | 9944           | 6225   | 499        | 22    | 17.       | 8335      | 5055   | 416. | 9837   | 6088   | 90             | 362  |  |  |  |
| Cayuga.....       | 10627          | 6330   | 336        | 49    | 171.      | 8792      | 5568   | 246. | 10024  | 5846   | 143            | 287  |  |  |  |
| Chautauqua.....   | 15320          | 6690   | 591        | 42    | 43.       | 12014     | 5294   | 560. | 14325  | 6581   | 135            | 449  |  |  |  |
| Chemung.....      | 6820           | 6528   | 385        | 42    | 119.      | 5306      | 6008   | 475. | 7026   | 5259   | 92             | 290  |  |  |  |
| Chenango.....     | 6559           | 4040   | 363        | 18    | 18.       | 5719      | 3656   | 371. | 6338   | 3973   | 104            | 297  |  |  |  |
| Clinton.....      | 6322           | 4288   | 118        | 12    | 13.       | 4324      | 4800   | 97.  | 6005   | 3074   | 54             | 44   |  |  |  |
| Columbia.....     | 6482           | 4945   | 176        | 20    | 23.       | 5446      | 5159   | 143. | 6654   | 4373   | 177            | 175  |  |  |  |
| Cortland.....     | 4897           | 2773   | 347        | —     | 11.       | 4290      | 2495   | 234. | 4939   | 2374   | 55             | 222  |  |  |  |
| Delaware.....     | 4851           | 4641   | 390        | 7     | 10.       | 6516      | 4029   | 370. | 7790   | 4450   | 94             | 272  |  |  |  |
| Dutchess.....     | 11938          | 7637   | 379        | 21    | 70.       | 10527     | 7939   | 545. | 12127  | 6934   | 244            | 387  |  |  |  |
| Erie.....         | 44779          | 39837  | 741        | 391   | 925.      | 34199     | 36441  | 505. | 45612  | 30172  | 1124           | 463  |  |  |  |
| Essex.....        | 5069           | 1992   | 86         | 44    | 14.       | 4325      | 2273   | 80.  | 5356   | 1760   | 56             | 98   |  |  |  |
| Franklin.....     | 6311           | 2693   | 213        | 12    | 13.       | 5267      | 2474   | 179. | 6118   | 2490   | 64             | 143  |  |  |  |
| Fulton.....       | 7232           | 3676   | 494        | 98    | 179.      | 6644      | 4492   | 395. | 7704   | 3849   | 127            | 390  |  |  |  |
| Hamilton.....     | 650            | 511    | 22         | 1     | 1.        | 4080      | 2716   | 229. | 5190   | 3004   | 55             | 181  |  |  |  |
| Genesee.....      | 5883           | 3268   | 263        | 26    | 60.       | 4063      | 4019   | 147. | 4540   | 3688   | 88             | 158  |  |  |  |
| Greene.....       | 4389           | 4287   | 135        | 28    | 83.       | 6705      | 5277   | 263. | 8096   | 5027   | 151            | 261  |  |  |  |
| Herkimer.....     | 8106           | 5397   | 299        | 168   | 55.       | 10222     | 6931   | 510. | 11411  | 6644   | 176            | 507  |  |  |  |
| Jefferson.....    | 11884          | 6779   | 576        | 174   | 1711.     | 83146     | 101256 | 384. | 109135 | 76882  | 3715           | 463  |  |  |  |
| Kings.....        | 109865         | 106221 | 596        | 2331  | 8.        | 3604      | 2892   | 81.  | 4466   | 3042   | 51             | 88   |  |  |  |
| Lewis.....        | 4312           | 2852   | 80         | 8     | 7.        | 5180      | 2351   | 277. | 5461   | 4101   | 73             | 257  |  |  |  |
| Livingston.....   | 5698           | 3877   | 384        | 7     | 44.       | 6141      | 3490   | 320. | 7588   | 3580   | 106            | 268  |  |  |  |
| Madison.....      | 7177           | 3674   | 361        | 68    | 444.      | 20748     | 18085  | 714. | 20288  | 17158  | 365            | 511  |  |  |  |
| Monroe.....       | 26659          | 19612  | 1102       | 1019  | 47.       | 6296      | 5491   | 180. | 7082   | 4759   | 141            | 111  |  |  |  |
| Montgomery.....   | 7310           | 5128   | 221        | 24    | 17.       | 5415      | 4153   | 51.  | —      | —      | —              | —    |  |  |  |
| Nassau.....       | 6888           | 4324   | 100        | 23    | 17.       | 5415      | 4153   | 51.  | —      | —      | —              | —    |  |  |  |
| New York.....     | 154083         | 181799 | 640        | 6193  | 4867.     | 112806    | 173476 | 485. | 156959 | 135924 | 5541           | 683  |  |  |  |
| Niagara.....      | 9856           | 7793   | 429        | 26    | 67.       | 7602      | 7074   | 345. | 8626   | 6441   | 143            | 267  |  |  |  |
| Oneida.....       | 19213          | 10290  | 634        | 113   | 379.      | 15449     | 14077  | 574. | 18855  | 11003  | 498            | 520  |  |  |  |
| Ontonaga.....     | 24328          | 14685  | 506        | 336   | 1099.     | 19785     | 13598  | 510. | 25032  | 13695  | 206            | 405  |  |  |  |
| Oranago.....      | 7702           | 5649   | 279        | 7     | 16.       | 6573      | 4781   | 269. | 7506   | 5485   | 126            | 206  |  |  |  |
| Orange.....       | 14138          | 10180  | 343        | 25    | 64.       | 11911     | 9098   | 332. | 14096  | 8971   | 249            | 304  |  |  |  |
| Orleans.....      | 4667           | 2851   | 307        | 20    | 45.       | 4232      | 2821   | 315. | 4064   | 2993   | 33             | 213  |  |  |  |
| Osego.....        | 11165          | 6902   | 588        | 23    | 89.       | 10184     | 6340   | 385. | 11411  | 6401   | 95             | 258  |  |  |  |
| Otsego.....       | 7894           | 6140   | 327        | 11    | 20.       | 6870      | 5900   | 348. | 8161   | 5820   | 166            | 321  |  |  |  |
| Putnam.....       | 2221           | 1346   | 37         | 23    | 7.        | 1901      | 1651   | 36.  | 2364   | 1027   | 53             | 142  |  |  |  |
| Queens.....       | 12941          | 14740  | 84         | 644   | 250.      | 9715      | 19049  | 43.  | 18639  | 11380  | 633            | 132  |  |  |  |
| Rensselaer.....   | 17087          | 13450  | 353        | 83    | 179.      | 14059     | 14636  | 308. | 17221  | 13119  | 208            | 274  |  |  |  |
| Richmond.....     | 6047           | 6751   | 147        | 109   | 144.      | 4467      | 6723   | 113. | 6170   | 4452   | 236            | 143  |  |  |  |
| Rockland.....     | 4189           | 4020   | 108        | 26    | 7.        | 8352      | 8374   | 82.  | 4396   | 3002   | 156            | 109  |  |  |  |
| St. Lawrence..... | 15293          | 5438   | 496        | 27    | 31.       | 12537     | 4989   | 438. | 15287  | 5748   | 123            | 377  |  |  |  |
| Saratoga.....     | 9538           | 5913   | 506        | 14    | 22.       | 6176      | 5899   | 385. | 8838   | 4987   | 157            | 322  |  |  |  |
| Schenectady.....  | 6775           | 4779   | 159        | 82    | 240.      | 4617      | 4041   | 131. | 4903   | 3711   | 103            | 115  |  |  |  |
| Schoharie.....    | 3863           | 4317   | 171        | 3     | 7.        | 3567      | 4910   | 181. | 3838   | 4203   | 64             | 135  |  |  |  |
| Schuyler.....     | 2601           | 1892   | 189        | 2     | 6.        | 2343      | 1622   | 193. | 2692   | 1619   | 37             | 146  |  |  |  |
| Seneca.....       | 3785           | 3459   | 121        | 4     | 25.       | 3450      | 3434   | 90.  | 3853   | 3213   | 64             | 175  |  |  |  |
| Steuben.....      | 12417          | 8874   | 969        | 49    | 53.       | 10639     | 7536   | 888. | 12858  | 7971   | 118            | 657  |  |  |  |
| Suffolk.....      | 9583           | 5701   | 545        | 34    | 31.       | 7923      | 5442   | 440. | 9388   | 3872   | 367            | 409  |  |  |  |

|             | McKinley | Bryan | Woolley | Debs | Mallon | Ly. Roosevelt | Van Wyrk | Kilias | McKinley | Bryan | Palmer | Lever |
|-------------|----------|-------|---------|------|--------|---------------|----------|--------|----------|-------|--------|-------|
| Sullivan    | 4399     | 3629  | 114     | 4    | 10.    | 3900          | 3325     | 96.    | 4589     | 3073  | 86     | 106   |
| Tioga       | 4746     | 3096  | 243     | 1    | 6.     | 4100          | 2926     | 265.   | 4849     | 2824  | 40     | 224   |
| Tompkins    | 5410     | 3852  | 370     | 22   | 41.    | 4516          | 3094     | 441.   | 5342     | 3506  | 108    | 240   |
| Ulster      | 11340    | 9851  | 412     | 5    | 27.    | 10678         | 9174     | 222.   | 11100    | 8140  | 143    | 316   |
| Warren      | 4826     | 2512  | 201     | 11   | 28.    | 4083          | 2950     | 137.   | 4685     | 3239  | 69     | 122   |
| Washington  | 8213     | 3356  | 405     | 24   | 18.    | 7117          | 3400     | 409.   | 8139     | 3239  | 133    | 230   |
| Wayne       | 7957     | 4475  | 321     | 14   | 9.     | 6919          | 4280     | 311.   | 8039     | 4254  | 77     | 220   |
| Westchester | 21271    | 16426 | 380     | 228  | 419.   | 16653         | 15010    | 254.   | 19337    | 11732 | 643    | 814   |
| Wyoming     | 5030     | 2897  | 338     | 6    | 11.    | 4532          | 2794     | 268.   | 4967     | 2706  | 67     | 230   |
| Yates       | 3427     | 2196  | 173     | 5    | 9.     | 3189          | 1785     | 193.   | 3370     | 2086  | 30     | 141   |

|            |        |         |       |       |        |        |          |        |        |        |         |       |
|------------|--------|---------|-------|-------|--------|--------|----------|--------|--------|--------|---------|-------|
| Total      | 821992 | 678386  | 22043 | 12869 | 12622. | 661707 | 643921   | 18383. | 819838 | 551309 | 18950   | 16052 |
| Plurality  | 143306 |         |       |       |        | 17786  |          |        | 268469 |        |         |       |
| Per cent.  | 53.10  | 43.82   | 1.42  | .13   | .18.   | 49.02  | 47.70    | 1.36.  | 57.53  | 38.76  | 1.34    | 1.13  |
| Scattering |        |         |       |       |        |        |          |        |        | 122080 |         |       |
| Total vote |        | 1547912 |       |       |        |        | *1349974 |        |        |        | 1543955 |       |

\*Not including blank, defective and scattering votes.  
 Matchett, the Socialist Labor candidate for president in 1896, received 17,667 votes.  
 In 1898 Hanford, S. L., received 23,860 votes, and Bacon, C. U., 18,383 votes for gove nor.

FOR REPRESENTATIVES IN CONGRESS, 1900.

|   |        |
|---|--------|
| 1. Counties of Suffolk and Queens.  |        |
| Frederick Storm, Rep.   | 28,046 |
| Rowland Miles, Dem.   | 25,715 |
| G. J. Talleur, Pro.   | 713    |
| L. E. Stiles, S. L.   | 305    |
| 2. City of Brooklyn (1st, 2d, 5th, 6th, 7th, 11th and 20th wards).                                    |        |
| Henry B. Ketcham, Rep.  | 18,066 |
| J. T. Fitzgerald, Dem.  | 18,387 |
| A. C. Conlson, Pro.   | 90     |
| K. H. Stiles, S. L.   | 185    |
| 3. City of Brooklyn (3d, 4th, 10th, 22d and 23d wards, and the town of Flatbush).                     |        |
| Henry Bristow, Rep.   | 24,660 |
| Edmund Driggs, Dem.   | 22,904 |
| Henry Thompson, Pro.  | 173    |
| Stephen Mummy, S. L.  | 284    |
| 4. City of Brooklyn (12th, 8th, 24th, 25th and 26th wards, and New Utrecht, Gravesend and Flatlands). |        |
| Henry A. Hanbury, Rep.  | 23,596 |
| Bertram T. Clayton, Dem.  | 26,955 |
| E. R. Keeler, Pro.  | 185    |
| Hugo Vogt, S. L.  | 554    |
| John Smith, S. D.   | 3      |
| 5. City of Brooklyn (18th, 19th, 21st, 27th and 28th wards).  |        |
| Jacob Worth, Rep.   | 21,164 |
| Frank E. Wilson, Dem.   | 22,041 |
| Charles S. Vassiler Porter, Pro.  | 510    |
| William Hagen, S. L.  | 1,124  |
| H. T. Huesch, S. D.   | 96     |
| 6. City of Brooklyn (13th, 14th, 15th, 16th and 17th wards).  |        |
| Bert Reiss, Rep.  | 14,460 |
| George H. Lindsay, Dem.   | 18,078 |
| O. J. Copeland, Pro.  | 93     |
| Fred Fredrickson, S. L.   | 376    |
| George H. McVey, S. D.  | 30     |
| 7. City of New York (1st and 5th assembly districts) and county of Richmond (Staten Island).          |        |
| J. E. O'Beirne, Rep.  | 9,322  |
| Nicholas Muller, Dem.   | 13,654 |
| W. H. DePuy, Pro.   | 147    |
| Bert Clark, S. L.   | 206    |
| 8. City of New York (2d, 3d and 7th assembly districts).  |        |
| Richard Van Cott, Rep.  | 10,157 |
| Thomas J. Creamer, Dem.   | 10,330 |
| John Glover, Pro.   | 43     |
| Joseph Job, S. L.   | 94     |
| 9. City of New York (4th, 6th and 8th assembly districts).  |        |
| Theodore Cox, Rep.  | 7,438  |
| Henry M. Goldfogle, Dem.  | 13,570 |
| T. N. Holden, Pro.  | 119    |

|  |        |
|--|--------|
| Rudolph Katz, S. L.  | 1,261  |
| Alexander Jonas, S. D.   | 1,190  |
| 10. City of New York (9th, 13th and 15th assembly districts).                |        |
| John Glass, Jr., Rep.  | 12,886 |
| Amos J. Cummings, Dem.   | 20,585 |
| E. C. Barter, Pro.   | 99     |
| C. G. Tesche, S. L.  | 243    |
| 11. City of New York (10th, 12th and 14th assembly districts).               |        |
| Charles Schwick, Rep.  | 8,976  |
| William Sulzer, Dem.   | 14,056 |
| W. J. E. Hanneman, Pro.  | 33     |
| B. F. Keinar, S. L.  | 1,259  |
| Emil Miller, S. D.   | 925    |
| 12. City of New York (11th, 16th and 18th assembly districts).               |        |
| Herbert Parsons, Rep.  | 10,736 |
| George B. McClellan, Dem.  | 15,177 |
| R. W. Turner, Pro.   | 35     |
| Don Hosman, S. L.  | 266    |
| 13. City of New York (17th and 20th and part of the 21st assembly district). |        |
| William R. Wilcox, Rep.  | 14,781 |
| Oliver H. P. Belmont, Dem.   | 18,021 |
| Thomas R. Bolton, Pro.   | 64     |
| John Fitzgerald, S. L.   | 285    |
| Robert Hill, S. D.   | 432    |
| 14. City of New York (19th and part of the 21st and 22d assembly districts). |        |
| William H. Douglass, Rep.  | 36,904 |
| John S. Hill, Dem.   | 32,167 |
| J. H. Yarnall, Pro.  | 130    |
| Peter Carroll, S. L.   | 645    |
| Emile Neppel, S. D.  | 931    |
| 15. City of New York (23d and part of the 21st and 22d assembly districts).  |        |
| Elias Goodman, Rep.  | 29,837 |
| Jacob Ruppert, Jr., Dem.   | 31,592 |
| Albert Wadhams, Pro.   | 145    |
| S. D. Cooper, S. L.  | 799    |
| William H. Ehret, S. D.  | 1,326  |
| 16. City of New York (24th assembly district) and Westchester county.        |        |
| Norton F. Otis, Rep.   | 36,954 |
| C. A. Pugsley, Dem.  | 37,665 |
| Frances Crawford, Pro.   | 491    |
| J. J. Kinneally, S. L.   | 1,007  |
| William Wessling, S. D.  | 1,060  |
| 17. Counties of Rockland, Orange and Sullivan.                               |        |
| A. S. Tompkins, Rep.   | 22,663 |
| J. D. Blauvelt, Dem.   | 17,953 |
| Newton Wray, Pro.  | 645    |
| E. A. Gridley, S. L.   | 89     |
| 18. Counties of Putnam, Dutchess and Ulster.                                 |        |
| John H. Ketcham, Rep.  | 25,618 |
| Lester Howard, Dem.  | 969    |



ELECTION RETURNS.

261

|  |        |
|--|--------|
| 19. Counties of Columbia and Rensselaer.                               |        |
| William H. Draper, Rep.....  | 24,104 |
| Edward F. McCormick, Dem.....  | 17,936 |
| George R. Percy, Pro.....  | 535    |
| F. E. Passoness, S. L.....   | 223    |
| 20. County of Albany.  |        |
| George N. Southwick, Rep.....  | 22,360 |
| Martin H. Glyn, Dem.....   | 19,404 |
| William H. Goddard, Pro.....   | 241    |
| George H. Stevenson, S. L.....   | 257    |
| 21. Counties of Greene, Schoharie, Otsego, Montgomery and Schenectady. |        |
| John K. Stewart, Rep.....  | 30,027 |
| Joseph B. Hand, Dem.....   | 24,965 |
| Henry Smith, Pro.....  | 1,052  |
| Peter C. Jepson, S. L.....   | 402    |
| 22. Counties of Fulton, Hamilton, Saratoga and St. Lawrence.           |        |
| Lucius N. Littauer, Rep.....   | 32,436 |
| William A. Pert, Dem.....  | 16,185 |
| Charles W. McLain, Pro.....  | 1,525  |
| Fred B. Stowe, S. L.....   | 267    |
| 23. Counties of Clinton, Franklin, Essex, Warren and Washington.       |        |
| Lewis W. Emerson, Rep.....   | 30,604 |
| Charles A. Burke, Dem.....   | 14,977 |
| W. H. Harwood, S. L.....   | 1,030  |
| 24. Counties of Oswego, Jefferson and Lewis.                           |        |
| Albert D. Shaw, Rep.....   | 27,272 |
| John S. Boyer, Dem.....  | 16,385 |
| S. H. Barlow, S. L.....  | 1,231  |
| 25. Counties of Oneida and Herkimer.                                   |        |
| James S. Sherman, Rep.....   | 26,782 |
| Henry Martin, Dem.....   | 18,831 |
| Frank L. Jones, S. L.....  | 930    |
| 26. Counties of Delaware, Chenango, Broome, Tioga and Tompkins.        |        |
| George W. Ray, Rep.....  | 34,184 |
| Myron B. Ferris, Dem.....  | 22,542 |
| Charles W. Loomis, S. L.....   | 2,241  |
| 27. Counties of Onondaga and Madison.                                  |        |
| Michael E. Driscoll, Rep.....  | 31,409 |
| Luke McHenry, Dem.....   | 17,993 |
| Thomas Crimmins, S. L.....   | 1,118  |
| 28. Counties of Cayuga, Cortland, Ontario, Wayne and Yates.            |        |

|  |        |
|--|--------|
| Sereno E. Payne, Rep.....  | 33,998 |
| Robert L. Drummond, Dem.....                                       | 21,789 |
| D. J. Cotton, Pro.....   | 1,451  |
| J. M. Rose, S. L.....  | 229    |
| 29. Counties of Chemung, Schuyler, Seneca and Steuben.             |        |
| Charles W. Gillet, Rep.....  | 25,330 |
| Frank J. Nelson, Dem.....  | 21,358 |
| A. A. Hopkins, S. L.....   | 1,637  |
| 30. Counties of Genesee, Livingston, Niagara, Orleans and Wyoming. |        |
| James W. Wadsworth, Rep.....                                       | 29,368 |
| Charles Ward, Dem.....   | 21,196 |
| E. S. Barrister, S. L.....   | 1,770  |
| 31. County of Monroe.  |        |
| J. Brick Perkins, Rep.....   | 26,187 |
| Martin S. Mindnich, Dem.....                                       | 20,064 |
| W. E. Deven, Pro.....  | 1,083  |
| Michael Sheehan, S. L.....   | 481    |
| Richard Kitchelt, S. D.....  | 1,039  |
| 32. County of Erie (part).   |        |
| Rowland B. Mahaney, Rep.....                                       | 17,772 |
| William H. Ryan, Dem.....  | 18,088 |
| B. Reinstejn, S. L.....  | 619    |
| 33. County of Erie (part).   |        |
| D. S. Alexander, Rep.....  | 29,120 |
| Harvey W. Richardson, Dem.....                                     | 19,529 |
| W. O. Stewart, S. L.....   | 292    |
| 34. Counties of Allegany, Cattaraugus and Chautauqua.              |        |
| Edward B. Vreeland, Rep.....                                       | 32,357 |
| Stillman E. Davis, Dem.....  | 16,547 |
| John Nicholson, S. L.....  | 1,884  |

LEGISLATURE.

|                     |         |        |       |
|---------------------|---------|--------|-------|
|                     | Senate. | House. | J. B. |
| Republicans.....    | 35      | 106    | 141   |
| Democrats.....      | 15      | 42     | 57    |
| Ind. Democrats..... | —       | 2      | 2     |

STATE OFFICERS.

(All republicans.)

Governor—Benjamin R. Odell, Jr.  
 Lieutenant-Governor—Timothy C. Woodruff.  
 Secretary of State—J. T. McDonough.  
 Comptroller—William Morgan.  
 Treasurer—J. P. Jaeckel.  
 Attorney-General—J. C. Davis.  
 State Engineer—A. E. Bond.

NORTH CAROLINA.

| COUNTIES.<br>(97) | — PRESIDENT 1900 — |      |      |      | — SUPR. CT. '98 — |       |      |      | — PRESIDENT 1896 — |      |       |  |
|-------------------|--------------------|------|------|------|-------------------|-------|------|------|--------------------|------|-------|--|
|                   | Rep.               | Dem. | Pro. | Pop. | Fus.              | Dem.  | Rep. | Dem. | Pro.               | Nat. | G. D. |  |
| Alamance.....     | 2256               | 1923 | 32   | 6.   | 2259              | 2616. | 2314 | 2302 | 10                 | 38   | 2     |  |
| Alexander.....    | 988                | 774  | 26   | —    | 811               | 892.  | 620  | 1119 | 1                  | —    | 2     |  |
| Allegany.....     | 662                | 709  | —    | —    | 584               | 853.  | 605  | 737  | 1                  | —    | —     |  |
| Anson.....        | 673                | 1356 | —    | 5.   | 1403              | 1873. | 1060 | 2322 | —                  | —    | —     |  |
| Ashe.....         | 1967               | 1513 | 2    | —    | 1815              | 1704. | 1761 | 1517 | —                  | —    | —     |  |
| Beaufort.....     | 1739               | 2316 | —    | —    | 2291              | 2932. | 2207 | 2513 | 7                  | 4    | 2     |  |
| Bertie.....       | 1087               | 2420 | —    | —    | 2013              | 1732. | 2155 | 1711 | —                  | 2    | 8     |  |
| Bladen.....       | 1192               | 1102 | —    | 20.  | 1428              | 1676. | 1236 | 1665 | —                  | —    | —     |  |
| Brunswick.....    | 643                | 525  | —    | —    | 1210              | 1193. | 878  | 1279 | —                  | —    | 1     |  |
| Buncombe.....     | 4141               | 3724 | 33   | 26.  | 3898              | 4438. | 4611 | 4098 | 2                  | 6    | 16    |  |
| Burke.....        | 1110               | 1389 | 7    | 2.   | 1324              | 1474. | 1385 | 1550 | 12                 | —    | 21    |  |
| Cabarrus.....     | 1111               | 1486 | 16   | 8.   | 1307              | 1949. | 906  | 2250 | 18                 | 1    | 36    |  |
| Caldwell.....     | 1317               | 1111 | 28   | 25.  | 797               | 1190. | 967  | 1423 | 69                 | —    | 11    |  |
| Camden.....       | 585                | 498  | —    | 7.   | 555               | 606.  | 588  | 554  | —                  | —    | —     |  |
| Carteret.....     | 767                | 1046 | —    | —    | 1053              | 1300. | 943  | 1308 | —                  | —    | —     |  |
| Caswell.....      | 1297               | 1342 | 2    | 4.   | 1637              | 1445. | 1701 | 1372 | —                  | —    | 1     |  |
| Catawba.....      | 1324               | 1607 | 63   | —    | 1514              | 1988. | 1004 | 2649 | 20                 | 2    | 7     |  |
| Chatham.....      | 2240               | 1489 | 3    | 95.  | 2112              | 2052. | 1490 | 2892 | 3                  | 10   | —     |  |
| Cherokee.....     | 1157               | 774  | —    | 24.  | 939               | 972.  | 987  | 770  | —                  | —    | 2     |  |
| Chowan.....       | 932                | 893  | —    | 6.   | 1174              | 994.  | 1146 | 791  | —                  | —    | —     |  |
| Clay.....         | 394                | 404  | —    | —    | 395               | 437.  | 259  | 476  | —                  | —    | —     |  |
| Cleveland.....    | 1311               | 2228 | 21   | —    | 1530              | 2455. | 1216 | 2634 | 5                  | —    | 39    |  |
| Columbus.....     | 1237               | 1623 | —    | 19.  | 1331              | 2116. | 1161 | 1903 | —                  | —    | 18    |  |
| Craven.....       | 1502               | 2027 | —    | —    | 2885              | 2076. | 2921 | 1810 | 6                  | 4    | 12    |  |
| Cumberland.....   | 2193               | 1965 | 10   | —    | 2235              | 2405. | 420  | 2509 | 30                 | 2    | 4     |  |
| Currituck.....    | 435                | 927  | —    | 1.   | 497               | 963.  | 472  | 922  | —                  | —    | 1     |  |
| Dare.....         | 231                | 404  | —    | —    | 437               | 499.  | 471  | 408  | —                  | —    | —     |  |

|             | McKinley | Bryan  | Woolley | Barker | Eaves  | Hoke   | McKinley | Bryan  | Lever | Bentley | Palm | r  |
|-------------|----------|--------|---------|--------|--------|--------|----------|--------|-------|---------|------|----|
| Davidson    | 2329     | 1823   | 19      | —      | 2002   | 2409   | 2375     | 2072   | 24    | 5       | 5    | 29 |
| Davie       | 1251     | 832    | 37      | 26     | 1077   | 915    | 1306     | 894    | 2     | —       | 2    | —  |
| Duplin      | 1081     | 1878   | —       | 6      | 1839   | 2109   | 1147     | 2409   | 1     | —       | 1    | —  |
| Durham      | 2026     | 2373   | 14      | 20     | 1885   | 2534   | 1924     | 2435   | —     | 48      | 4    | —  |
| Edgecombe   | 1025     | 3009   | 1       | 5      | 2488   | 2891   | 2558     | 2062   | —     | —       | —    | 9  |
| Forsyth     | 2588     | 2483   | 27      | —      | 5324   | 3009   | 8888     | 2778   | 30    | 3       | 18   | —  |
| Franklin    | 1602     | 2781   | 13      | —      | 2409   | 2638   | 1834     | 3217   | 1     | 1       | —    | —  |
| Gaston      | 1626     | 1661   | 50      | 57     | 1731   | 2248   | 1625     | 2069   | 29    | 1       | 3    | —  |
| Gates       | 564      | 1125   | —       | 8      | 778    | 1103   | 759      | 1086   | —     | —       | —    | —  |
| Graham      | 387      | 353    | —       | —      | 379    | 370    | 317      | 363    | —     | —       | —    | —  |
| Granville   | 1585     | 2287   | 2       | —      | 2279   | 2236   | 2175     | 2269   | —     | —       | —    | 14 |
| Greene      | 820      | 1385   | —       | —      | 1237   | 1218   | 1065     | 1222   | —     | —       | —    | —  |
| Guilford    | 3296     | 3335   | 45      | —      | 3214   | 4211   | 3455     | 3479   | 45    | 9       | 18   | —  |
| Halifax     | 2174     | 3900   | —       | —      | 2677   | 3684   | 4003     | 2255   | —     | —       | —    | 3  |
| Harnett     | 1199     | 1342   | 1       | —      | 1348   | 1617   | 1042     | 1676   | 22    | —       | 6    | —  |
| Haywood     | 1257     | 1735   | 13      | —      | 1041   | 1853   | 1089     | 1901   | 8     | —       | 15   | —  |
| Henderson   | 1483     | 973    | —       | —      | 1313   | 1048   | 1459     | 1022   | —     | —       | 11   | —  |
| Hertford    | 732      | 1337   | —       | —      | 1460   | 1183   | 1426     | 1240   | —     | —       | —    | —  |
| Hyde        | 798      | 867    | —       | —      | 969    | 994    | 847      | 1019   | —     | —       | —    | 2  |
| Iredell     | 2044     | 2523   | 17      | —      | 2069   | 2735   | 2003     | 2958   | 5     | 4       | 8    | —  |
| Jackson     | 1047     | 1080   | —       | —      | 977    | 1156   | 873      | 1145   | —     | —       | —    | —  |
| Johnston    | 1937     | 3154   | 1       | 16     | 2010   | 5737   | 1824     | 3343   | 2     | —       | —    | —  |
| Jones       | 602      | 713    | —       | —      | 851    | 821    | 686      | 814    | —     | —       | —    | —  |
| Lenoir      | 1224     | 1936   | —       | —      | 1035   | 2035   | 1410     | 1906   | —     | 2       | —    | —  |
| Lincoln     | 1133     | 893    | 3       | 19     | 1118   | 1341   | 1010     | 1349   | —     | 12      | —    | 11 |
| Macon       | 1035     | 977    | —       | 4      | 971    | 1050   | 891      | 1140   | 2     | —       | 1    | —  |
| Madison     | 2327     | 1238   | —       | —      | 2154   | 1272   | 2270     | 1357   | —     | —       | 2    | —  |
| Martin      | 1088     | 1819   | —       | —      | 1556   | 1700   | 1374     | 1681   | —     | —       | —    | —  |
| McDowell    | 1105     | 1014   | 11      | 9      | 1017   | 1257   | 950      | 1204   | 3     | —       | 1    | —  |
| Mecklenburg | 2324     | 3756   | 47      | 31     | 3525   | 5185   | 3921     | 4714   | 48    | 1       | 34   | —  |
| Mitchell    | 1958     | 491    | —       | —      | 1639   | 672    | 1861     | 630    | —     | —       | —    | —  |
| Montgomery  | 920      | 1100   | 1       | —      | 1193   | 1368   | 1206     | 1129   | —     | —       | 2    | —  |
| Moore       | 2029     | 1606   | 4       | 10     | 2017   | 2143   | 1948     | 2207   | 3     | —       | 4    | —  |
| Nash        | 1337     | 2600   | —       | —      | 2219   | 2530   | 1699     | 2916   | —     | 1       | —    | —  |
| New Hanover | 60       | 2247   | —       | —      | 2641   | 2904   | 3153     | 2100   | —     | —       | 95   | —  |
| Northampton | 1587     | 1992   | —       | —      | 2228   | 1815   | 2310     | 1906   | —     | —       | 4    | —  |
| Onslow      | 618      | 1322   | —       | —      | 877    | 1451   | 589      | 1559   | —     | —       | —    | —  |
| Orange      | 1280     | 1274   | —       | 11     | 1265   | 1590   | 1264     | 1700   | —     | 7       | 7    | —  |
| Pamlico     | 729      | 597    | —       | —      | 826    | 758    | 642      | 861    | —     | —       | 1    | —  |
| Pasquotank  | 1282     | 1196   | —       | —      | 1391   | 1372   | 1519     | 1037   | 6     | —       | 3    | —  |
| Pender      | 543      | 1137   | 5       | 2      | 1255   | 1295   | 1164     | 1276   | —     | —       | —    | —  |
| Perquimans  | 846      | 830    | —       | —      | 942    | 975    | 1016     | 798    | —     | —       | 8    | —  |
| Person      | 1274     | 1365   | —       | 7      | 1512   | 1490   | 1432     | 1713   | —     | —       | —    | —  |
| Pitt        | 2156     | 3254   | 15      | 21     | 2709   | 3224   | 2830     | 3181   | —     | 2       | 2    | —  |
| Polk        | 652      | 484    | 7       | —      | 657    | 505    | 731      | 469    | 13    | —       | —    | —  |
| Randolph    | 2487     | 2264   | 37      | —      | 2742   | 2675   | 2743     | 2482   | 83    | 19      | —    | —  |
| Richmond    | 504      | 1264   | 5       | —      | 1688   | 2732   | 2529     | 2172   | —     | —       | 13   | —  |
| Robeson     | 1146     | 3280   | —       | —      | 2804   | 3535   | 2429     | 3457   | 2     | —       | 1    | —  |
| Rockingham  | 2252     | 2682   | 3       | —      | 2673   | 2950   | 2569     | 2882   | —     | —       | 2    | —  |
| Rowan       | 1555     | 2461   | 262     | 15     | 1533   | 2950   | 1408     | 3085   | 33    | 3       | 1    | —  |
| Rutherford  | 1981     | 2081   | 1       | 27     | 1685   | 2200   | 1953     | 2146   | 4     | —       | 12   | —  |
| Sampson     | 2002     | 1257   | 51      | 105    | 2437   | 1736   | 1271     | 2789   | 21    | 2       | —    | —  |
| Scotland    | 44       | 924    | 2       | —      | —      | —      | —        | —      | —     | —       | —    | —  |
| Stanley     | 792      | 1265   | —       | —      | 541    | 1288   | 511      | 1425   | 1     | —       | 1    | —  |
| Stokes      | 1798     | 1443   | —       | —      | 1904   | 1679   | 2069     | 1447   | 2     | —       | —    | —  |
| Surry       | 2451     | 1898   | —       | —      | 2391   | 2247   | 2590     | 2019   | —     | —       | 8    | —  |
| Swain       | 782      | 590    | —       | —      | 701    | 744    | 531      | 808    | —     | —       | 2    | —  |
| Tennessee   | 622      | 629    | 3       | —      | 646    | 605    | 637      | 595    | —     | —       | 4    | —  |
| Tyrell      | 383      | 463    | —       | —      | 472    | 523    | 494      | 411    | —     | —       | —    | —  |
| Union       | 864      | 1790   | —       | 29     | 1430   | 2510   | 1009     | 2747   | 1     | —       | 22   | —  |
| Vance       | 881      | 1233   | 2       | 48     | 1791   | 1233   | 1745     | 1465   | 3     | —       | 2    | —  |
| Wake        | 3947     | 4774   | 15      | —      | 5084   | 5684   | 4675     | 5396   | 11    | 20      | 19   | —  |
| Warren      | 1337     | 1573   | —       | —      | 2251   | 1217   | 2175     | 1213   | —     | —       | 5    | —  |
| Washington  | 784      | 834    | —       | —      | 1237   | 817    | 1289     | 739    | —     | —       | —    | —  |
| Watauga     | 1439     | 923    | 2       | —      | 1155   | 1115   | 1166     | 1063   | 3     | 4       | 4    | —  |
| Wayne       | 1965     | 3104   | 37      | —      | 2538   | 3454   | 2248     | 3215   | 23    | 3       | 1    | —  |
| Wilkes      | 2840     | 1704   | 2       | —      | 2649   | 1741   | 2835     | 1801   | 4     | —       | —    | —  |
| Wilson      | 1194     | 2816   | 2       | —      | 2040   | 2458   | 1436     | 2715   | —     | —       | 2    | —  |
| Yadkin      | 1733     | 950    | 7       | —      | 1610   | 1007   | 1646     | 1093   | 8     | 6       | 2    | —  |
| Yancey      | 1082     | 954    | —       | —      | 850    | 977    | 982      | 1056   | —     | —       | —    | —  |
| Total       | 133081   | 157752 | 1006    | 830    | 159511 | 177449 | 155222   | 174488 | 675   | 247     | 578  | —  |
| Plurality   | —        | 24671  | —       | —      | —      | 17938  | —        | 19266  | —     | —       | —    | —  |
| Per cent    | 45.47    | 53.89  | .34     | .28    | 47.20  | 52.80  | 46.87    | 52.69  | .19   | .07     | .17  | —  |
| Total vote  | —        | 292609 | —       | —      | —      | 337960 | —        | 324710 | —     | —       | —    | —  |

FOR REPRESENTATIVES IN CONGRESS, 1900.

1. The counties of Beaufort, Camden, Carteret, Chowan, Currituck, Dare, Gates, Hertford, Hyde, Martin, Pamlico, Pasquotank, Perquimans, Pitt, Tyrrell and Washington.  
 Abner Alexander, Rep. . . . . 9,493  
 John H. Small, Dem. . . . . 18,709  
 Isaac M. Meekins, Ind. Rep. . . . . 4,355  
 James R. Elks, Pro. . . . . 16

2. The counties of Bertie, Craven, Edgecombe, Greene, Halifax, Jones, Lenoir, Northampton, Vance, Warren and Wilson.

Joseph L. Martin, Rep. . . . . 12,521  
 Claude Kitchin, Dem. . . . . 22,901  
 John T. Kendal, Pro. . . . . 4  
 3. The counties of Bladen, Cumberland, Duplin, Harnett, Moore, Onslow, Pender, Sampson and Wayne.

ELECTION RETURNS.

|  |        |
|--|--------|
| John E. Fowler, Pop.....   | 11,632 |
| Charles R. Thomas, Dem.....  | 13,541 |
| E. L. Parker, Pro.....   | 13     |
| 4. The counties of Alamance, Chatham, Durham, Franklin, Johnston, Nash, Orange and Wake.                                 |        |
| John A. Giles, Rep.....  | 13,059 |
| Edward W. Pou, Dem.....  | 18,929 |
| Joseph L. Jenkins, Pop.....  | 1,096  |
| James M. Templeton, Pro.....   | 53     |
| 5. The counties of Caswell, Forsyth, Granville, Guilford, Person, Rockingham, Stokes and Surry.                          |        |
| James R. Joyce, Rep.....   | 16,687 |
| William W. Kitchin, Dem.....   | 18,538 |
| William H. Rodgers, Pro.....   | 53     |
| John T. B. Hoover, Pop.....  | 16     |
| 6. The counties of Anson, Brunswick, Cabarrus, Columbus, Mecklenburg, New Hanover, Richmond, Robeson, Stanley and Union. |        |
| Oliver H. Dockery, Rep.....  | 7,146  |
| John D. Bellamy, Dem.....  | 18,902 |
| Richard H. Morse, Pro.....   | 17     |
| 7. The counties of Catawba, Davidson, Davie, Iredell, Montgomery, Randolph, Rowan and Yadkin.                            |        |
| Johr Q. Holton, Rep.....   | 13,380 |
| Theodore F. Kluttz, Dem.....   | 15,712 |
| William H. Moffett, Pro.....   | 218    |
| Alonzo C. Shuford, Pop.....  | 744    |
| 8. The counties of Alexander, Alleghany,   |        |

|   |        |
|---|--------|
| Ashe, Burke, Caldwell, Cleveland, Gaston, Lincoln, Watuga and Wilkes.   |        |
| E. Spencer Blackburn, Rep.....  | 19,629 |
| J. Cameron Buxton, Dem.....   | 17,778 |
| William J. Allin, Pro.....  | 60     |
| James B. Fortune, Ind. Rep.....   | 32     |
| 9. The counties of Buncombe, Cherokee, Clay, Graham, Haywood, Henderson, Jackson, McDowell, Macon, Madison, Mitchell, Polk, Rutherford, Swain, Transylvania and Yancey. |        |
| James H. Moody, Rep.....  | 19,334 |
| William T. Crawford, Dem.....   | 17,250 |
| Samuel H. Keller, Pro.....  | 16     |

LEGISLATURE.

|                   |         |        |      |
|-------------------|---------|--------|------|
|                   | Senate. | House. | J.B. |
| Republicans ..... | 8       | 17     | 25   |
| Democrats .....   | 39      | 101    | 140  |
| Populists .....   | 3       | 2      | 5    |

STATE OFFICERS.

(All democrats.)

|  |
|--|
| Governor—Charles G. Aycock.                  |
| Lieutenant-Governor—W. D. Turner.            |
| Secretary—J. B. Grimes.                      |
| Auditor—B. F. Dixon.                         |
| Treasurer—B. R. Long.                        |
| Supt of Public Instruction—Thomas F. Toon.   |
| Attorney-General—R. D. Gilmer.               |
| Commissioner of Agriculture—S. L. Patterson. |
| Commissioner of Labor—H. B. Varner.          |

NORTH DAKOTA.

COUNTIES.

(39)

|                  | PRESIDENT 1900 |      |      |      | GOV '98 |      |        | PRES. 1896 |      |      |
|------------------|----------------|------|------|------|---------|------|--------|------------|------|------|
|                  | Rep.           | Dem. | Pro. | Peo. | S.D.    | Rep. | Fus.   | Rep.       | Dem. | Pro. |
| Barnes.....      | 1324           | 1076 | 32   | 7    | 22..    | 1168 | 819..  | 986        | 977  | 24   |
| Benson.....      | 1085           | 819  | 18   | 3    | 12..    | 732  | 269..  | 549        | 227  | 7    |
| Billings.....    | 158            | 50   | 1    | —    | 3..     | 92   | 6..    | 78         | 27   | 1    |
| Bottineau.....   | 728            | 628  | 12   | 7    | 17..    | 514  | 482..  | 369        | 389  | 5    |
| Burlingh.....    | 679            | 339  | 1    | 1    | 2..     | 778  | 163..  | 729        | 338  | 3    |
| Cass.....        | 3485           | 1636 | 103  | 4    | 78..    | 2909 | 1433.. | 3050       | 2089 | 48   |
| Cavalier.....    | 1361           | 1211 | 32   | 3    | 44..    | 932  | 812..  | 730        | 1158 | 12   |
| Dickey.....      | 765            | 567  | 14   | 5    | 8..     | 713  | 527..  | 619        | 587  | 6    |
| Eddy.....        | 455            | 235  | 8    | 1    | 7..     | 398  | 262..  | 278        | 243  | 2    |
| Emmons.....      | 432            | 311  | 1    | —    | 2..     | 404  | 195..  | 300        | 108  | 3    |
| Foster.....      | 415            | 241  | 16   | 2    | 1..     | 304  | 217..  | 216        | 143  | 2    |
| Grand Forks..... | 2903           | 1532 | 58   | 10   | 41..    | 1409 | 2563.. | 2432       | 1833 | 40   |
| Griggs.....      | 527            | 407  | 29   | 3    | 2..     | 377  | 365..  | 313        | 300  | 7    |
| Kidder.....      | 225            | 70   | 9    | —    | —       | 229  | 62..   | 178        | 104  | —    |
| LaMoure.....     | 597            | 405  | 10   | —    | —       | 600  | 381..  | 460        | 401  | 2    |
| Logan.....       | 231            | 35   | —    | —    | 1..     | 137  | 16..   | 70         | 25   | —    |
| McHenry.....     | 593            | 222  | 8    | 2    | 23..    | 292  | 212..  | 217        | 166  | 1    |
| McIntosh.....    | 653            | 125  | —    | —    | —       | 585  | 49..   | 336        | 66   | —    |
| McLean.....      | 587            | 110  | 3    | —    | 1..     | 299  | 52..   | 124        | 79   | —    |
| Mercer.....      | 269            | 41   | —    | —    | —       | 190  | 9..    | 115        | 28   | —    |
| Morton.....      | 1056           | 536  | 3    | —    | 4..     | 867  | 514..  | 752        | 393  | 3    |
| Nelson.....      | 994            | 575  | 24   | 4    | 25..    | 730  | 681..  | 616        | 603  | 2    |
| Oliver.....      | 109            | 75   | 2    | —    | —       | 94   | 6..    | 59         | 58   | —    |
| Pembina.....     | 1732           | 1321 | 59   | 1    | 17..    | 1549 | 1237.. | 1637       | 1807 | 52   |
| Pierce.....      | 535            | 276  | 5    | 2    | 6..     | 328  | 108..  | 222        | 75   | 1    |
| Ramsey.....      | 1146           | 495  | 15   | 5    | 29..    | 771  | 550..  | 809        | 665  | 12   |
| Ransom.....      | 922            | 500  | 30   | 9    | 10..    | 779  | 614..  | 766        | 579  | 11   |
| Richland.....    | 2067           | 1399 | 37   | —    | 33..    | 1594 | 1351.. | 1343       | 1160 | 12   |
| Rolette.....     | 596            | 355  | 8    | 2    | 6..     | 427  | 330..  | 306        | 331  | 8    |
| Sargent.....     | 764            | 594  | 18   | 1    | 9..     | 683  | 498..  | 587        | 639  | 4    |
| Stark.....       | 779            | 425  | 4    | 1    | 4..     | 547  | 242..  | 530        | 216  | 2    |
| Steele.....      | 724            | 214  | 18   | 15   | 2..     | 614  | 252..  | 572        | 322  | 7    |
| Stutsman.....    | 1076           | 712  | 30   | —    | 4..     | 821  | 652..  | 705        | 573  | 12   |
| Towner.....      | 895            | 454  | 14   | —    | 26..    | 490  | 291..  | 303        | 334  | 12   |
| Trails.....      | 1535           | 409  | 56   | 1    | 16..    | 1289 | 659..  | 1673       | 674  | 20   |
| Walsh.....       | 1809           | 1802 | 29   | 3    | 16..    | 1548 | 1923.. | 1707       | 2134 | 23   |
| Ward.....        | 880            | 364  | 14   | 10   | 25..    | 523  | 194..  | 299        | 193  | 4    |
| Wells.....       | 966            | 383  | 8    | 8    | 13..    | 774  | 371..  | 584        | 317  | —    |
| Williams.....    | 249            | 95   | 2    | —    | —       | 147  | 103..  | 103        | 83   | 8    |

|                 |       |       |      |     |       |       |         |       |       |       |
|-----------------|-------|-------|------|-----|-------|-------|---------|-------|-------|-------|
| Total.....      | 35891 | 20519 | 731  | 110 | 518.. | 27908 | 14936.. | 26335 | 20686 | 358   |
| Plurality.....  | 15372 |       |      |     |       | 7812  |         | 5649  |       |       |
| Per cent.....   | 62.12 | 35.52 | 1.26 | .20 | .81.. | 58.34 | 41.65.. | 55.59 | 43.45 | .76   |
| Total vote..... |       |       |      |     |       | 57769 |         | 46804 |       | 47379 |

FOR REPRESENTATIVE IN CONGRESS, 1900.  
 T. F. Marshall, Rep. .... 34,887  
 M. A. Hildreth, Dem. .... 21,175  
 Charles H. Mott, Pro. .... 585  
 Martin S. Blair, Peo. .... 122  
 J. C. R. Charist, S. D. .... 412

LEGISLATURE.

|                   |         |        |       |
|-------------------|---------|--------|-------|
|                   | Senate. | House. | J. B. |
| Republicans ..... | 26      | 56     | 82    |
| Democrats .....   | 5       | 6      | 11    |

STATE OFFICERS.

(All republicans.)  
 Governor—Frank White.

Lieutenant-Governor—David Bartlett.  
 Secretary of State—E. F. Porter.  
 State Auditor—A. N. Carlblom.  
 State Treasurer—D. H. McMullan.  
 Sup't of Public Instruction—J. M. Devine.  
 Commissioner of Insurance—Ferdinand  
 Leutz.  
 Attorney-General—O. D. Comstock.  
 Commissioner of Agriculture and Labor—  
 R. J. Turner.  
 Commissioners of Railroads—J. F. Shea, J.  
 J. Youngblood, C. J. Lord.  
 Supreme Court—Alfred Wallin, chief jus-  
 tice; N. C. Young, D. E. Morgan.

OHIO.

| COUNTIES.<br>(88) | GOVERNOR 1901  |       |      | PRESIDENT 1900 |       |       |      |      |       |       |       |        |       | PRES'T 1896 |      |  |
|-------------------|--|-------|------|----------------|-------|-------|------|------|-------|-------|-------|--------|-------|-------------|------|--|
|                   | Rep.   | Dem.  | Pro. | Soc. Rep.      | Rep.  | Dem.  | Pro. | Peo. | S. D. | S. L. | U. R. | Ellis. | Rep.  | Dem.        | Pop. |  |
|                   | <small>Nash. KilbournePinneyThompsonMcKinleyBryan.Woolley.Barker.Delba.Malloney.Ellis.McKinleyBryanBryan</small> |       |      |                |       |       |      |      |       |       |       |        |       |             |      |  |
| Adams.....        | 3277   | 3173  | 64   | 4.             | 3535  | 3169  | 68   | 2    | 5     | 2     | 42.   | 3538   | 3240  | 8           |      |  |
| Allen.....        | 4848   | 5118  | 80   | 8.             | 5281  | 6540  | 100  | 12   | 19    | 6     | 60.   | 4859   | 6940  | 84          |      |  |
| Ashland.....      | 2228   | 2662  | 82   | 1.             | 2641  | 3849  | 64   | —    | 2     | —     | 15.   | 2908   | 3419  | 4           |      |  |
| Ashtabula.....    | 6314   | 1539  | 275  | 126.           | 9272  | 3438  | 257  | 4    | 53    | 14    | 77.   | 8557   | 3762  | 78          |      |  |
| Athens.....       | 4536   | 1791  | 93   | 8.             | 6126  | 2529  | 99   | 2    | 22    | 33    | 80.   | 5429   | 3772  | 21          |      |  |
| Auglaize.....     | 2203   | 3512  | 56   | 7.             | 2845  | 4812  | 31   | 3    | 2     | —     | 43.   | 2940   | 4919  | 20          |      |  |
| Belmont.....      | 5498   | 3764  | 321  | 43.            | 3217  | 6251  | 248  | 5    | 38    | 20    | 73.   | 7899   | 6382  | 21          |      |  |
| Brown.....        | 2495   | 3204  | 32   | 3.             | 2991  | 4397  | 59   | —    | 2     | 1     | 37.   | 3170   | 4499  | 16          |      |  |
| Butler.....       | 5193   | 7389  | 103  | 117.           | 6025  | 8880  | 103  | —    | 44    | 108   | 84.   | 5696   | 9865  | 39          |      |  |
| Carroll.....      | 2257   | 1879  | 75   | 3.             | 2668  | 1720  | 56   | 1    | 6     | 7     | 20.   | 2668   | 1943  | 12          |      |  |
| Champaign.....    | 3770   | 2965  | 118  | 5.             | 4306  | 3192  | 105  | 1    | 3     | 3     | 36.   | 4314   | 3415  | 17          |      |  |
| Clark.....        | 6439   | 4558  | 158  | 175.           | 8906  | 6243  | 162  | 4    | 57    | 6     | 83.   | 7667   | 6551  | 31          |      |  |
| Clermont.....     | 3844   | 3587  | 57   | 14.            | 3990  | 4244  | 61   | 5    | 7     | 2     | 108.  | 4272   | 4656  | 16          |      |  |
| Clinnton.....     | 3646   | 1658  | 119  | 7.             | 4149  | 2394  | 89   | 3    | 1     | 3     | 43.   | 4144   | 2646  | 11          |      |  |
| Columbiana.....   | 7638   | 4051  | 468  | 50.            | 10255 | 5997  | 528  | 4    | 55    | 42    | 61.   | 9487   | 6533  | 61          |      |  |
| Coshocton.....    | 3122   | 3352  | 140  | 4.             | 3592  | 3940  | 103  | 4    | 21    | —     | 31.   | 3940   | 3965  | 14          |      |  |
| Crawford.....     | 2396   | 4298  | 90   | 77.            | 3150  | 5963  | 57   | 1    | 43    | 5     | 45.   | 3150   | 5888  | 27          |      |  |
| Cuyahoga.....     | 31720  | 31858 | 616  | 70.            | 45299 | 42440 | 621  | 24   | 983   | 679   | 242.  | 42993  | 37316 | 226         |      |  |
| Darke.....        | 4397   | 4903  | 106  | 7.             | 4834  | 6003  | 89   | —    | 6     | —     | 106.  | 4384   | 6119  | 32          |      |  |
| Defiance.....     | 2165   | 2987  | 35   | 5.             | 2684  | 3766  | 52   | 9    | 6     | —     | 61.   | 2414   | 4185  | 54          |      |  |
| Delaware.....     | 3550   | 2963  | 117  | 15.            | 3765  | 5337  | 134  | 2    | 17    | 2     | 68.   | 3788   | 3901  | 11          |      |  |
| Erle.....         | 4502   | 4004  | 53   | 17.            | 5353  | 4837  | 40   | 1    | 24    | 34    | 16.   | 942    | 4300  | 41          |      |  |
| Fairfield.....    | 3462   | 4776  | 107  | 5.             | 3738  | 5431  | 99   | —    | 2     | 1     | 42.   | 3520   | 5383  | 12          |      |  |
| Fayette.....      | 2826   | 1861  | 60   | —              | 3390  | 2438  | 38   | 2    | 3     | —     | 43.   | 3357   | 2739  | 9           |      |  |
| Franklin.....     | 17522  | 13792 | 301  | 50.            | 22257 | 19809 | 340  | 5    | 92    | 40    | 113.  | 20289  | 18234 | 84          |      |  |
| Fulton.....       | 2911   | 1296  | 43   | 13.            | 3457  | 2262  | 61   | —    | 4     | —     | 27.   | 3327   | 2422  | 42          |      |  |
| Gallia.....       | 3424   | 1675  | 70   | 3.             | 4159  | 2388  | 51   | 2    | 7     | —     | 13.   | 4247   | 2350  | 19          |      |  |
| Geauga.....       | 1908   | 423   | 58   | —              | 2816  | 1117  | 69   | 4    | 2     | 2     | 26.   | 2807   | 1241  | 19          |      |  |
| Greene.....       | 4205   | 1834  | 111  | 52.            | 5100  | 2743  | 162  | 1    | 47    | 4     | 45.   | 5296   | 2981  | 22          |      |  |
| Guernsey.....     | 3873   | 2175  | 188  | 6.             | 5014  | 3120  | 210  | 1    | 12    | 7     | 71.   | 4337   | 3220  | 38          |      |  |
| Hamilton.....     | 42364  | 36978 | 243  | 3292.          | 56406 | 40228 | 309  | 10   | 1141  | 220   | 141.  | 57749  | 38009 | 156         |      |  |
| Hancock.....      | 5174   | 4542  | 124  | 16.            | 5559  | 5322  | 143  | 4    | 10    | 2     | 46.   | 5591   | 5519  | 22          |      |  |
| Hardin.....       | 4174   | 3755  | 84   | 2.             | 4389  | 4190  | 118  | 2    | 1     | 1     | 65.   | 4266   | 4233  | 8           |      |  |
| Harrison.....     | 2531   | 1509  | 71   | 5.             | 3274  | 2261  | 98   | —    | 3     | —     | 15.   | 3151   | 2235  | 10          |      |  |
| Henry.....        | 2129   | 3147  | 56   | 1.             | 2623  | 4157  | 48   | 1    | —     | —     | 11.   | 2538   | 4295  | 28          |      |  |
| Highland.....     | 3893   | 9499  | 97   | 9.             | 4078  | 3983  | 115  | 1    | 9     | 1     | 92.   | 4106   | 3897  | 12          |      |  |
| Hocking.....      | 2549   | 2525  | 26   | 4.             | 2923  | 2896  | 15   | 1    | 6     | —     | 3     | 51.    | 2746  | 3160        | 17   |  |
| Holmes.....       | 320  | 216   | 32   | —              | 1269  | 3394  | 54   | 1    | —     | —     | 12.   | 1298   | 9617  | 7           |      |  |
| Huron.....        | 3886   | 2767  | 114  | 24.            | 4933  | 3906  | 106  | 2    | 17    | 2     | 19.   | 5008   | 4158  | 27          |      |  |
| Jackson.....      | 4193   | 2729  | 45   | 13.            | 4932  | 3313  | 55   | 11   | 14    | 2     | 45.   | 4433   | 3765  | 22          |      |  |
| Jefferson.....    | 4513   | 1878  | 167  | 36.            | 4470  | 3575  | 273  | 3    | 17    | 13    | 37.   | 6188   | 3809  | 15          |      |  |
| Knox.....         | 3706   | 3592  | 71   | 2.             | 4011  | 3797  | 73   | 3    | 3     | 1     | 45.   | 3762   | 4049  | 14          |      |  |
| Lake.....         | 2462   | 772   | 76   | 8.             | 3929  | 1733  | 63   | —    | 5     | 3     | 10.   | 3745   | 1437  | 9           |      |  |
| Lawrence.....     | 4217   | 1994  | 26   | 9.             | 5505  | 2876  | 28   | 2    | 10    | 1     | 51.   | 5408   | 3028  | 22          |      |  |
| Licking.....      | 5174   | 5795  | 101  | 2.             | 5854  | 6716  | 99   | 1    | 6     | 2     | 22.   | 5360   | 6593  | 18          |      |  |
| Logan.....        | 4157   | 2072  | 104  | 10.            | 4806  | 2951  | 122  | 2    | 10    | 2     | 66.   | 4722   | 3107  | 18          |      |  |
| Lorain.....       | 5987   | 2381  | 143  | 30.            | 8497  | 4989  | 140  | 5    | 27    | 13    | 50.   | 7801   | 4347  | 20          |      |  |
| Lucas.....        | 12589  | 10601 | 181  | 495.           | 17128 | 13390 | 146  | 6    | 661   | 31    | 88.   | 16758  | 13084 | 75          |      |  |
| Madison.....      | 2907   | 2229  | 38   | 5.             | 3197  | 2493  | 42   | 1    | 6     | 1     | 12.   | 3303   | 2739  | 12          |      |  |
| Mahoning.....     | 6829   | 4745  | 134  | 65.            | 8939  | 7402  | 190  | 14   | 89    | 18    | 34.   | 8529   | 6786  | 27          |      |  |
| Marion.....       | 3536   | 3740  | 78   | 1.             | 3770  | 4141  | 56   | 2    | 1     | 1     | 45.   | 3433   | 4005  | 11          |      |  |
| Medina.....       | 2749   | 1391  | 69   | 14.            | 3510  | 2360  | 69   | 1    | 41    | 4     | 41.   | 3533   | 2548  | 27          |      |  |
| Meigs.....        | 3512   | 1786  | 56   | 38.            | 4545  | 2237  | 66   | 4    | 54    | —     | 22.   | 4066   | 2521  | 15          |      |  |
| Mercer.....       | 1441   | 2691  | 41   | 2.             | 2015  | 4460  | 27   | 5    | 9     | —     | 50.   | 1991   | 4763  | 27          |      |  |
| Miami.....        | 5574   | 3512  | 63   | 27.            | 6197  | 5127  | 84   | 2    | 15    | 2     | 78.   | 9051   | 6344  | 43          |      |  |
| Monroe.....       | 1332   | 3349  | 37   | 1.             | 2103  | 4143  | 37   | —    | 3     | 1     | 23.   | 2401   | 4157  | 23          |      |  |
| Montgomery.....   | 15613  | 12249 | 246  | 579.           | 19486 | 16236 | 240  | 6    | 400   | 68    | 58.   | 18333  | 15456 | 84          |      |  |
| Morgan.....       | 2291   | 1750  | 58   | —              | 2639  | 2188  | 64   | 1    | 1     | —     | 49.   | 2531   | 2354  | 19          |      |  |
| Morrow.....       | 2252   | 1825  | 116  | 3.             | 2905  | 2278  | 96   | 1    | 2     | —     | 68.   | 2506   | 2493  | 24          |      |  |
| Muskingum.....    | 6519   | 5718  | 315  | 54.            | 7365  | 6967  | 281  | 2    | 53    | 6     | 40.   | 7245   | 6844  | 27          |      |  |
| Noble.....        | 2426   | 1675  | 68   | 1.             | 2704  | 2173  | 53   | 2    | —     | 2     | 23.   | 2569   | 2306  | 12          |      |  |
| Ottawa.....       | 1626   | 2420  | 25   | 3.             | 2131  | 3185  | 24   | —    | —     | —     | 5.    | 2163   | 3250  | 10          |      |  |
| Paulding.....     | 3095   | 2689  | 44   | 9.             | 3597  | 3284  | 35   | 3    | 8     | —     | 39.   | 3590   | 3625  | 31          |      |  |
| Perry.....        | 3751   | 3105  | 76   | 8.             | 4180  | 3508  | 75   | 2    | 19    | 25    | 49.   | 3993   | 4071  | —           |      |  |

ELECTION RETURNS.

|                 | Nash.  | Kilbourne | Pinney | Thompson | McKinley | Bryan  | Woolley | Barker | Debs. | Malloney | Ellis  | McKinley | Bryan  | Bryan |
|-----------------|--------|-----------|--------|----------|----------|--------|---------|--------|-------|----------|--------|----------|--------|-------|
| Pickaway.....   | 2932   | 3572      | 65     | 6..      | 3201     | 4093   | 68      | —      | 4     | 9        | 58..   | 3370     | 4158   | 7     |
| Pike.....       | 2138   | 2180      | 16     | 5..      | 2342     | 1960   | 13      | 1      | 9     | —        | 14..   | 2229     | 2133   | 10    |
| Portage.....    | 3400   | 2069      | 134    | 12..     | 4311     | 3651   | 172     | 1      | 16    | 2        | 81..   | 4073     | 3949   | 46    |
| Preble.....     | 3253   | 2680      | 80     | 8..      | 3548     | 3206   | 91      | 1      | 5     | 3        | 45..   | 3700     | 3229   | 25    |
| Putnam.....     | 2342   | 3733      | 45     | 27..     | 2817     | 4943   | 42      | —      | 10    | 1        | 35..   | 2725     | 5270   | 32    |
| Richland.....   | 4508   | 5255      | 88     | 35..     | 5461     | 6581   | 78      | —      | 7     | 2        | 33..   | 5115     | 6234   | 31    |
| Ross.....       | 5085   | 4653      | 49     | 16..     | 5463     | 5035   | 52      | 4      | 3     | 8        | 21..   | 5562     | 4960   | 7     |
| Sandusky.....   | 3577   | 3504      | 71     | 67..     | 4008     | 4915   | 75      | —      | 16    | 1        | 84..   | 3970     | 5039   | 34    |
| Scoto.....      | 4398   | 2378      | 66     | 138..    | 5756     | 3629   | 62      | 3      | 91    | 6        | 23..   | 5492     | 3945   | 13    |
| Seneca.....     | 4145   | 4463      | 62     | 67..     | 4904     | 5946   | 114     | 9      | 77    | 4        | 36..   | 4988     | 6306   | 42    |
| Shelby.....     | 2220   | 5190      | 30     | 11..     | 2482     | 8837   | 53      | 2      | 3     | —        | 42..   | 2488     | 3927   | —     |
| Stark.....      | 11394  | 7381      | 325    | 115..    | 13165    | 10651  | 230     | 2      | 97    | 86       | 34..   | 12111    | 11361  | 78    |
| Summit.....     | 7121   | 5224      | 340    | 82..     | 10072    | 8413   | 323     | 1      | 63    | 52       | 42..   | 8384     | 7933   | 37    |
| Trumbull.....   | 5352   | 1753      | 142    | 232..    | 7723     | 3686   | 190     | —      | 81    | 14       | 59..   | 7848     | 3750   | —     |
| Tuscarawas..... | 4893   | 5227      | 58     | 30..     | 6355     | 6867   | 75      | 4      | 39    | 42       | 35..   | 6235     | 6838   | 34    |
| Union.....      | 3266   | 1866      | 57     | —        | 3561     | 2484   | 66      | 2      | —     | 1        | 37..   | 3476     | 2716   | 20    |
| Van Wert.....   | 3850   | 3480      | 41     | 9..      | 4006     | 3582   | 49      | 1      | 4     | 2        | 34..   | 3957     | 3871   | 13    |
| Vinton.....     | 1890   | 1290      | 21     | 1..      | 2141     | 1648   | 22      | —      | 2     | —        | 6..    | 2065     | 1812   | 9     |
| Warren.....     | 3730   | 2060      | 42     | 10..     | 4311     | 2675   | 58      | 1      | 6     | —        | 64..   | 4379     | 2775   | 19    |
| Washington..... | 5459   | 4079      | 203    | 7..      | 6542     | 5399   | 154     | 5      | 7     | —        | 29..   | 5949     | 5140   | 42    |
| Wayne.....      | 3564   | 3961      | 275    | 5..      | 4244     | 5463   | 281     | 2      | 10    | 1        | 44..   | 4369     | 5578   | 10    |
| Williams.....   | 3260   | 2514      | 75     | 52..     | 3416     | 3049   | 74      | 1      | 26    | 2        | 39..   | 3191     | 3509   | 21    |
| Wood.....       | 5491   | 3292      | 145    | 47..     | 7153     | 5752   | 159     | 7      | 52    | 4        | 69..   | 7290     | 6582   | 71    |
| Wyandot.....    | 1911   | 2363      | 33     | 15..     | 2397     | 3268   | 27      | 1      | 8     | 1        | 49..   | 2374     | 8424   | 17    |
| Total.....      | 436092 | 368525    | 9578   | 7359..   | 543918   | 474882 | 10203   | 251    | 4847  | 1688     | 4234.. | 525991   | 474382 | 2615  |
| Plurality.....  | 67567  | —         | —      | —        | 69036    | —      | —       | —      | —     | —        | —      | 47494    | —      | —     |
| Per cent.....   | 50.90  | 41.72     | 1.17   | .94..    | 52.29    | 45.66  | .99     | .04    | .46   | .16      | .41..  | 51.85    | 46.82  | 25    |
| Total vote..... | 840147 | —         | —      | —        | —        | —      | 1040073 | —      | —     | —        | —      | 1014292  | —      | —     |

In 1901 John Richardson, U. R., received 2,718 and John H. T. Juergens, S. L., 2,994 votes. In 1896 Matchett, S. L., received 1,167 votes for president; Levering, Pro., 5,068; Bentley, Nat., 2,716, and Palmer, G. D., 1,857.

FOR REPRESENTATIVES IN CONGRESS, 1900.

|  |        |
|--|--------|
| 1. Part of Hamilton county.  |        |
| William B. Shattuc, Rep.....   | 26,434 |
| John B. Peaslee, Dem.....  | 18,430 |
| John Robertson, Pro.....   | 137    |
| Thomas T. Markland, Peo.....   | 6      |
| John Jones, S. D.....  | 377    |
| Jacob E. Reed, U. R.....   | 68     |
| 2. Part of Hamilton county.  |        |
| Jacob H. Bromwell, Rep.....  | 28,029 |
| Henry Ketter, Dem.....   | 22,859 |
| E. P. Tingley, Pro.....  | 136    |
| John F. E. Nagel, Peo.....   | 4      |
| W. F. Richards, S. D.....  | 549    |
| John Tekulve, U. R.....  | 64     |
| 3. Counties of Butler, Montgomery and Preble.                            |        |
| Robert N. Nevins, Rep.....   | 28,882 |
| Ulysses F. Bickley, Dem.....   | 28,728 |
| J. M. Becker, Peo.....   | 10     |
| Edwin L. Rogers, S. D.....   | 331    |
| Leonard Herzog, S. L.....  | 173    |
| H. A. Thompson, U. R.....  | 186    |
| 4. Counties of Allen, Auglaize, Darke, Mercer and Shelby.                |        |
| Edwin C. Wright, Rep.....  | 17,327 |
| R. B. Gordon, Dem.....   | 25,870 |
| 5. Counties of Defiance, Henry, Paulding, Putnam, Van Wert and Williams. |        |
| Frederick L. Hay, Rep.....   | 19,176 |
| James S. Snook, Dem.....   | 22,884 |
| 6. Counties of Brown, Clermont, Clinton, Greene, Highland and Warren.    |        |
| Charles Q. Hildebrand, Rep.....  | 24,610 |
| Adam Bridge, Dem.....  | 20,407 |
| 7. Counties of Clark, Fayette, Madison, Miami and Pickaway.              |        |
| Thomas S. Kyle, Rep.....   | 24,818 |
| Stewart L. Taum, Dem.....  | 20,325 |
| Charles D. Hays, U. R.....   | 267    |
| 8. Counties of Champaign, Delaware, Hancock, Hardin, Logan and Union.    |        |
| William R. Warnock, Rep.....   | 26,287 |
| William J. Frey, Dem.....  | 21,743 |
| Harry A. Rightmire, U. R.....  | 321    |
| 9. Counties of Fulton, Lucas, Ottawa and Wood.                           |        |

|   |        |
|---|--------|
| James H. Southard, Rep.....   | 29,544 |
| Negley D. Cochran, Dem.....   | 16,697 |
| Byron A. Case, U. R.....  | 1,037  |
| 10. Counties of Adams, Gallia, Jackson, Lawrence, Pike and Scoto.     |        |
| Stephen Morgan, Rep.....  | 26,244 |
| James K. McClung, Dem.....  | 17,369 |
| 11. Counties of Athens, Hocking, Meigs, Perry, Ross and Vinton.       |        |
| Charles H. Grosvenor, Rep.....  | 25,154 |
| Thomas H. Craig, Dem.....   | 18,174 |
| G. W. Dollison, U. R.....   | 212    |
| 12. Counties of Fairfield and Franklin.                               |        |
| Emmet Tompkins, Rep.....  | 25,705 |
| John J. Lentz, Dem.....   | 25,687 |
| John S. Wilkins, Pro.....   | 349    |
| Charles C. Pomeroy, S. L.....   | 6      |
| George F. Ebner, U. R.....  | 156    |
| 13. Counties of Crawford, Erie, Marion, Sandusky, Seneca and Wyandot. |        |
| Daniel W. Locke, Rep.....   | 23,062 |
| James A. Norton, Dem.....   | 29,672 |
| C. W. Storer, U. R.....   | 119    |
| 14. Counties of Ashland, Huron, Knox, Lorain, Morrow and Richland.    |        |
| C. E. Skiles, Rep.....  | 28,021 |
| William G. Sharp, Dem.....  | 25,247 |
| 15. Counties of Guernsey, Morgan, Muskingum, Noble and Washington.    |        |
| Henry C. Van Voorhis, Rep.....  | 22,623 |
| L. W. Ellenwood, Dem.....   | 21,458 |
| A. B. Pickens, U. R.....  | 44     |
| 16. Counties of Belmont, Carroll, Harrison, Jefferson and Monroe.     |        |
| Joseph J. Gill, Rep.....  | 22,838 |
| Marion Huffman, Dem.....  | 17,926 |
| 17. Counties of Coshocton, Holmes, Licking, Tuscarawas and Wayne.     |        |
| George Adams, Rep.....  | 21,283 |
| John W. Cassingham, Dem.....  | 26,275 |
| Thomas N. Madden, U. R.....   | 217    |
| 18. Counties of Columbiana, Mahoning and Stark.                       |        |
| Robert W. Tayler, Rep.....  | 31,479 |
| John H. Morris, Dem.....  | 25,026 |
| Charles F. Bough, Pro.....  | 909    |
| Henry O. Bucklin, S. L.....   | 143    |
| Alvin C. Van Dyke, U. R.....  | 138    |

19. Counties of Ashtabula, Geauga, Portage, Summit and Trumbull.

Charles Dick, Rep..... 34,129  
 Charles E. Chadman, Dem..... 20,551  
 Warren Cook, U. R..... 227

20. Counties of Cuyahoga (part), Lake and Medina.

Jacob A. Beldler, Rep..... 22,776  
 H. B. Harrington, Dem..... 22,087  
 Thomas H. Madden, S. D..... 405  
 John Kirchner, S. L..... 344  
 John C. Hardenbergh, U. R..... 164  
 William B. Gould, Ind. Rep..... 39  
 F. O. Phillips, Ind. Rep..... 3,973

21. Part of the county of Cuyahoga.

Theodore E. Burton, Rep..... 28,605  
 S. V. McMahon, Dem..... 21,947

Albert L. Talcott, Pro..... 328  
 Max S. Hayes, S. D..... 579  
 Paul Dinger, S. L..... 344  
 George H. Lyttle, U. R..... 145

LEGISLATURE.

|             |         |        |      |
|-------------|---------|--------|------|
|             | Senate. | House. | J.B. |
| Republicans | .....21 | 68     | 89   |
| Democrats   | .....12 | 42     | 54   |

STATE OFFICERS.  
 (All republicans.)

Governor—George K. Nash.  
 Lieutenant-Governor—Carl N. Nippert.  
 Attorney-General—John M. Sheets.  
 Treasurer—Isaac B. Cameron.  
 Supreme Court Judge—James L. Price.  
 Supreme Court Clerk—Lawson D. Emerson.  
 Board of Public Works—W. G. Johnson.

OKLAHOMA.

| COUNTIES.         | DELEGATE 1900 |            |             |               | DELEGATE 1898 |              |               | DEL. 1896   |                  |
|-------------------|---------------|------------|-------------|---------------|---------------|--------------|---------------|-------------|------------------|
|                   | Rep. Flynn.   | Fus. Neff. | Peo. Allan. | S. L. Tucker. | Rep. Flynn.   | Fus. Keaton. | Peo. Hankins. | Rep. Flynn. | D. Pop. Calaban. |
| Beaver.....       | 455           | 226        | 2           | 6..           | 293           | 208          | 16..          | 354         | 224              |
| Blaine.....       | 1246          | 753        | 38          | 6..           | 923           | 575          | 57..          | 824         | 635              |
| Canadian.....     | 1672          | 1492       | 7           | 50..          | 1301          | 1024         | 25..          | 1280        | 1484             |
| Cleveland.....    | 1155          | 1395       | 169         | 97..          | 1071          | 981          | 32..          | 937         | 1588             |
| Custer.....       | 1223          | 958        | 12          | 5..           | 678           | 313          | 20..          | 619         | 420              |
| "D".....          | —             | —          | —           | —             | 512           | 256          | 5..           | 306         | 322              |
| Day.....          | 240           | 224        | 5           | 1..           | 58            | 86           | 1..           | 68          | 89               |
| Dewey.....        | 788           | 722        | 9           | 16..          | —             | —            | —             | —           | —                |
| Garfield.....     | 2764          | 2157       | 14          | 17..          | 2282          | 1276         | 27..          | 1706        | 1486             |
| Grant.....        | 2013          | 1799       | 17          | 58..          | 1875          | 1040         | 15..          | 1481        | 1486             |
| Greer.....        | 815           | 1388       | 250         | 20..          | 440           | 624          | 316..         | 509         | 613              |
| Kay.....          | 2712          | 2026       | 20          | 37..          | 2138          | 1319         | 86..          | 1905        | 1759             |
| Kingfisher.....   | 2286          | 1810       | 14          | 38..          | 1587          | 1018         | 64..          | 1676        | 1685             |
| Lincoln.....      | 2870          | 2591       | 57          | 21..          | 2197          | 1197         | 82..          | 2008        | 2118             |
| Logan.....        | 2775          | 2062       | 10          | 43..          | 2259          | 1211         | 98..          | 2537        | 1949             |
| Noble.....        | 1589          | 1155       | 6           | 28..          | 1539          | 1359         | 85..          | 1135        | 1039             |
| Oklahoma.....     | 2373          | 2194       | 16          | 76..          | 1447          | 779          | 14..          | 1882        | 2156             |
| Pawnee.....       | 1474          | 1280       | 4           | 57..          | 1136          | 527          | 23..          | 956         | 1071             |
| Payne.....        | 2037          | 2109       | 9           | 56..          | 1551          | 1231         | 95..          | 1540        | 1754             |
| Pottawatomie..... | 1975          | 2169       | 23          | 10..          | 1366          | 1515         | 150..         | 1213        | 2199             |
| Roger Mills.....  | 407           | 643        | 21          | 16..          | 152           | 225          | 5..           | 67          | 252              |
| Washita.....      | 981           | 1103       | 29          | 24..          | 667           | 500          | 61..          | 457         | 552              |
| Woods.....        | 3478          | 2526       | 39          | 104..         | 2412          | 1516         | 39..          | 2102        | 2186             |
| Woodward.....     | 995           | 747        | 14          | 10..          | 568           | 407          | 7..           | 394         | 388              |
| Total.....        | 38253         | 33529      | 789         | 796..         | 28356         | 19088        | 1269..        | 26267       | 27435            |
| Plurality.....    | 4724          | —          | —           | —             | 8099          | —            | —             | —           | 1168             |
| Per cent.....     | 52.13         | 45.70      | 1.07        | 1.10..        | 58.3          | 39.1         | 2.6..         | 48.91       | 51.09            |
| Total vote.....   | 73367         | —          | —           | —             | 48313         | —            | —             | 53702       | —                |

LEGISLATURE, 1900.

|             |          |        |      |
|-------------|----------|--------|------|
|             | Council. | House. | J.B. |
| Republicans | .....5   | 16     | 21   |
| Democrats   | .....1   | 2      | 3    |
| Fusion      | .....6   | 10     | 16   |
| Populists   | .....1   | —      | 1    |

TERRITORIAL OFFICERS.

(All republicans.)

Governor—Cassius M. Barnes.  
 Secretary—William M. Jenkins.  
 Treasurer—F. M. Thompson.  
 Attorney-General—J. C. Strong.

OREGON.

| COUNTIES.      | PRESIDENT 1900 |             |              |               |             | GOVERNOR 1898 |            |               |            |                | PRES. 1896  |             |  |
|----------------|----------------|-------------|--------------|---------------|-------------|---------------|------------|---------------|------------|----------------|-------------|-------------|--|
|                | Rep. McKinley. | Fus. Bryan. | Peo. Barker. | Pro. Woolley. | S. D. Debs. | Rep. Geer.    | Fus. King. | Peo. Clinton. | Pop. Luce. | Rep. McKinley. | Fus. Bryan. | Pro. Lever. |  |
| Baker.....     | 1458           | 1615        | 6            | 40            | 44..        | 1191          | 1436       | 51            | 115..      | 951            | 1849        | 6           |  |
| Benton.....    | 931            | 764         | 3            | 81            | 7..         | 995           | 872        | 57            | 21..       | 1074           | 991         | 23          |  |
| Clackamas..... | 2234           | 1641        | 23           | 113           | 130..       | 2161          | 1772       | 106           | 141..      | 2664           | 2385        | 48          |  |
| Clatsop.....   | 1329           | 683         | 6            | 38            | 63..        | 1588          | 809        | 89            | 93..       | 1849           | 1124        | 40          |  |
| Columbia.....  | 863            | 403         | 5            | 31            | 29..        | 724           | 534        | 48            | 64..       | 1022           | 829         | 14          |  |
| Coos.....      | 1153           | 888         | 14           | 53            | 30..        | 957           | 1013       | 48            | 129..      | 1105           | 1552        | 20          |  |
| Crook.....     | 474            | 381         | 3            | 16            | 23..        | 667           | 492        | 21            | 25..       | 607            | 576         | 1           |  |
| Curry.....     | 808            | 132         | 1            | 3             | 2..         | 310           | 253        | 3             | 6..        | 900            | 296         | 8           |  |
| Douglas.....   | 1910           | 1624        | 17           | 75            | 51..        | 1653          | 1789       | 62            | 90..       | 1917           | 2049        | 25          |  |
| Gilliam.....   | 419            | 343         | 2            | 22            | 4..         | 554           | 332        | 23            | 44..       | 551            | 469         | 3           |  |
| Grant.....     | 914            | 613         | 5            | 15            | 23..        | 973           | 678        | 25            | 112..      | 785            | 850         | 12          |  |
| Hарney.....    | 375            | 387         | 7            | 2             | 23..        | 347           | 416        | 8             | 54..       | 270            | 519         | 1           |  |
| Jackson.....   | 1556           | 1525        | 25           | 68            | 70..        | 1350          | 1277       | 69            | 389..      | 1387           | 2362        | 23          |  |
| Josephine..... | 919            | 744         | 6            | 45            | 35..        | 827           | 894        | 31            | 45..       | 844            | 1189        | 17          |  |
| Klamath.....   | 428            | 324         | 8            | 8             | 3..         | 439           | 342        | 15            | 41..       | 346            | 463         | 8           |  |
| Lake.....      | 456            | 233         | 2            | 1             | 1..         | 433           | 323        | 7             | 10..       | 351            | 383         | —           |  |
| Malheur.....   | 2521           | 2057        | 9            | 133           | 44..        | 1929          | 1885       | 95            | 138..      | 2251           | 2598        | 45          |  |
| Wheeler.....   | 472            | 266         | 5            | 8             | 33..        | 479           | 414        | 18            | 15..       | 583            | 563         | 8           |  |
| Winn.....      | 1927           | 1907        | 27           | 228           | 92..        | 1902          | 2026       | 156           | 145..      | 2064           | 2731        | 71          |  |
| Yamhill.....   | 478            | 486         | 5            | 18            | 6..         | 387           | 555        | 25            | 27..       | 312            | 652         | 10          |  |

ELECTION RETURNS.

|                 | McKinley | Bryan | Barker | Woolley | Debs. | Geer. | King. | Clinton | Luce  | McKinley | Bryan | Lever's |
|-----------------|----------|-------|--------|---------|-------|-------|-------|---------|-------|----------|-------|---------|
| Marion.....     | 3112     | 2318  | 21     | 187     | 88.   | 3216  | 2713  | 107     | 70.   | 3744     | 3420  | 73      |
| Morrow.....     | 723      | 858   | 3      | 41      | 28.   | 532   | 468   | 17      | 27.   | 586      | 543   | 5       |
| Multnomah.....  | 9948     | 4436  | 12     | 455     | 842.  | 10351 | 4637  | 495     | 236.  | 11824    | 6446  | 156     |
| Polk.....       | 1163     | 991   | 25     | 103     | 18.   | 1267  | 1170  | 68      | 60.   | 1253     | 1333  | 38      |
| Sherman.....    | 451      | 885   | 1      | 82      | 8.    | 478   | 285   | 67      | 41.   | 426      | 418   | 38      |
| Tillamook.....  | 623      | 313   | 2      | 73      | 24.   | 635   | 323   | 25      | 46.   | 691      | 537   | 8       |
| Umatilla.....   | 1975     | 1638  | 7      | 130     | 43.   | 1847  | 1466  | 160     | 112.  | 1859     | 2081  | 23      |
| Union.....      | 1512     | 1646  | 10     | 57      | 66.   | 1625  | 1453  | 49      | 245.  | 1303     | 2154  | 10      |
| Wallowa.....    | 651      | 559   | 5      | 21      | 7.    | 538   | 354   | 22      | 170.  | 380      | 640   | 13      |
| Wasco.....      | 1576     | 1038  | 18     | 85      | 37.   | 1360  | 933   | 53      | 41.   | 1701     | 1363  | 33      |
| Washington..... | 1655     | 1114  | 6      | 126     | 47.   | 1743  | 1219  | 110     | 89.   | 2052     | 1566  | 42      |
| Wheeler.....    | 426      | 243   | 3      | 10      | 5.    | —     | —     | —       | —     | —        | —     | —       |
| Yamhill.....    | 1583     | 1235  | 3      | 166     | 88.   | 1646  | 1198  | 122     | 55.   | 1782     | 1730  | 97      |
| Total.....      | 46236    | 33885 | 302    | 2516    | 1466. | 45093 | 34542 | 2213    | 2896. | 48779    | 46662 | 919     |
| Plurality.....  | 13141    | —     | —      | —       | —     | 10551 | —     | —       | —     | 2117     | —     | —       |
| Per cent.....   | 54.80    | 38.31 | .32    | 3.01    | 1.17. | 53.24 | 40.76 | 2.61    | 3.38. | 50.01    | 47.94 | .94     |
| Total vote..... | —        | —     | —      | 84182   | —     | —     | 85732 | —       | —     | —        | 97837 | —       |

Palmer, G. D., received 976 votes for president in 1896.

FOR REPRESENTATIVES IN CONGRESS, 1900.

1. The counties of Benton, Clackamas, Coos, Curry, Douglas, Jackson, Josephine, Klamath, Lake, Lane, Linn, Marion, Polk, Tillamook, Washington and Yamhill.

Thomas H. Tongue, Rep..... 21,212  
 Bernard Daly, Fus..... 18,193  
 W. P. Elmore, Pro..... 1,776  
 James K. Sears, M. R. P..... 1,687

2. The counties of Baker, Clatsop, Columbia, Crook, Gilliam, Grant, Harney, Malheur, Morrow, Multnomah, Sherman, Umatilla, Union, Wallowa and Wasco.

Malcolm Moody, Rep..... 22,688  
 William Smith, Fus..... 12,709  
 Leslie Butler, Pro..... 1,899  
 J. E. Simmons, M. R. P..... 3,384

Five amendments to the state constitution

were voted for and all were defeated. The only one of them of public interest was that providing for equal suffrage, the vote upon which was: For, 26,265; against, 28,402.

LEGISLATURE.

|                  | Senate. | House. | J. B. |
|------------------|---------|--------|-------|
| Republicans..... | 20      | 36     | 56    |
| Democrats.....   | 10      | 24     | 34    |

STATE OFFICERS.

(All republicans.)

Governor—T. T. Geer.  
 Secretary and Auditor—F. L. Dunbar.  
 Treasurer—C. S. Moore.  
 Adjutant-General—C. U. Gantenbein.  
 Attorney-General—D. R. N. Blackburn.  
 Sup't of Public Instruction—J. H. Ackerman.

PENNSYLVANIA.

COUNTIES.  
(67)

|                 | —STATE TREASURER 1901— |       |      |      | —PRESIDENT 1900— |       |       |             | —PRES. 1896— |      |       |       |
|-----------------|------------------------|-------|------|------|------------------|-------|-------|-------------|--------------|------|-------|-------|
|                 | Rep.                   | Dem.  | Pro. | Un.  | Rep.             | Dem.  | Pro.  | S. L. S. D. | Rep.         | Dem. |       |       |
| Adams.....      | 2231                   | 2574  | 58   | 33   | 1.               | 3718  | 3967  | 124         | 3            | 18.  | 4167  | 3767  |
| Allegheny.....  | 38599                  | 11204 | 2051 | —    | —                | 71780 | 27311 | 1874        | 1184         | 424. | 76691 | 28782 |
| Armstrong.....  | 2271                   | 1331  | 118  | —    | —                | 6443  | 3438  | 221         | 3            | 24.  | 6309  | 3738  |
| Beaver.....     | 3545                   | 2013  | 200  | 27   | —                | 6759  | 4076  | 364         | 5            | 27.  | 6816  | 3808  |
| Bedford.....    | 2634                   | 2739  | 55   | 121  | —                | 4790  | 3445  | 101         | 2            | 25.  | 4980  | 3554  |
| Berks.....      | 5431                   | 11204 | 129  | —    | —                | 13852 | 19013 | 315         | 65           | 243. | 14318 | 18099 |
| Blair.....      | 4523                   | 3572  | 269  | 196  | 5.               | 9749  | 4528  | 398         | 69           | 11.  | 10395 | 4634  |
| Bradford.....   | 2301                   | 1969  | 233  | —    | —                | 8025  | 4211  | 610         | 3            | 10.  | 9422  | 4388  |
| Bucks.....      | 6126                   | 7111  | 144  | —    | —                | 9263  | 7287  | 195         | 27           | 25.  | 9738  | 6685  |
| Butler.....     | 3631                   | 3488  | 254  | —    | —                | 6303  | 4405  | 432         | 5            | 13.  | 6807  | 4947  |
| Cambridg.....   | 8775                   | 8790  | 221  | 84   | 3.               | 10476 | 7183  | 322         | 50           | 40.  | 8883  | 6360  |
| Cameron.....    | 759                    | 488   | 30   | 13   | —                | 371   | 514   | 40          | 1            | 1.   | 925   | 556   |
| Carbon.....     | 2063                   | 2970  | 87   | 150  | 1.               | 4222  | 4149  | 150         | 8            | 11.  | 4513  | 3543  |
| Centre.....     | 2361                   | 3527  | 143  | —    | —                | 4684  | 4339  | 215         | 2            | 7.   | 4870  | 4460  |
| Chester.....    | 6014                   | 2744  | 289  | 2549 | 11.              | 13809 | 6214  | 788         | 11           | 31.  | 14188 | 5904  |
| Clarion.....    | 3026                   | 3963  | 168  | —    | —                | 3002  | 3472  | 235         | 1            | 6.   | 3325  | 3952  |
| Clearfield..... | 4679                   | 4789  | 306  | —    | —                | 7955  | 6066  | 680         | 110          | 41.  | 7359  | 6152  |
| Clinton.....    | 1614                   | 1679  | 86   | 26   | 3.               | 3157  | 2879  | 182         | 2            | 18.  | 3486  | 3051  |
| Columbia.....   | 1148                   | 2648  | 217  | 13   | —                | 2954  | 4982  | 439         | 5            | 7.   | 3266  | 4808  |
| Crawford.....   | 3619                   | 3057  | 489  | —    | —                | 7705  | 7000  | 624         | 3            | 11.  | 7851  | 8383  |
| Cumberland..... | 3874                   | 4615  | 224  | —    | —                | 5587  | 5423  | 361         | 6            | 3.   | 6164  | 5147  |
| Dauphin.....    | 7643                   | 5264  | 389  | 683  | 32.              | 14673 | 7330  | 761         | 7            | 8.   | 14679 | 6396  |
| Delaware.....   | 6118                   | 2713  | 171  | 1900 | 59.              | 13794 | 4249  | 811         | 9            | 30.  | 13952 | 4071  |
| Elk.....        | 2211                   | 3785  | 72   | 106  | 3.               | 3254  | 3105  | 116         | 12           | 9.   | 2802  | 2664  |
| Erie.....       | 5235                   | 3340  | 339  | —    | —                | 11816 | 7281  | 624         | 149          | 291. | 11755 | 8556  |
| Fayette.....    | 7890                   | 7049  | 875  | —    | —                | 9637  | 7650  | 607         | 39           | 69.  | 9218  | 8157  |
| Forest.....     | 830                    | 565   | 61   | 3    | —                | 1369  | 714   | 109         | —            | 1.   | 1224  | 835   |
| Franklin.....   | 4779                   | 4581  | 99   | 352  | 3.               | 6438  | 4500  | 184         | 6            | 6.   | 6726  | 4335  |
| Fulton.....     | 663                    | 803   | 28   | 11   | —                | 1039  | 1224  | 31          | —            | 1.   | 1080  | 1228  |
| Greene.....     | 1086                   | 1768  | 43   | —    | —                | 2427  | 3674  | 111         | 1            | 2.   | 2438  | 4102  |
| Huntingdon..... | 2716                   | 2158  | 101  | —    | —                | 4945  | 1989  | 191         | 2            | 1.   | 4956  | 2157  |
| Indiana.....    | 3423                   | 1228  | 249  | —    | —                | 5837  | 1767  | 334         | 4            | 50.  | 5803  | 2102  |
| Jefferson.....  | 2372                   | 1684  | 244  | 16   | 1.               | 5950  | 3063  | 480         | 18           | 24.  | 5479  | 3402  |
| Juniata.....    | 1355                   | 1514  | 58   | —    | —                | 1805  | 1621  | 77          | 1            | —    | 2057  | 1794  |
| Lackawanna..... | 8848                   | 12973 | 719  | 651  | 110.             | 16763 | 14728 | 806         | 87           | 121. | 18654 | 11645 |
| Lancaster.....  | 12217                  | 5257  | 166  | —    | —                | 23290 | 8497  | 592         | 11           | 90.  | 24337 | 8145  |
| Lawrence.....   | 2906                   | 1180  | 542  | —    | —                | 6343  | 2754  | 911         | 14           | 287. | 6184  | 2691  |
| Lebanon.....    | 2375                   | 1823  | 122  | —    | —                | 7089  | 3050  | 461         | 1            | 16.  | 7288  | 2751  |

|                     | Harris. | Coray. | Porter. | Coray. | Coray. | McKinley. | Brvan. | Woolley. | Malleney. | Debs. | McKinley. | Bryan  |
|---------------------|---------|--------|---------|--------|--------|-----------|--------|----------|-----------|-------|-----------|--------|
| Lehigh.....         | 5875    | 7392   | 101     | 467    | 46..   | 9775      | 10498  | 238      | 50        | 13..  | 9497      | 9818   |
| Luzerne.....        | 9075    | 24289  | 342     | —      | ..     | 21793     | 16470  | 936      | 114       | 392.  | 22599     | 16867  |
| Lycoming.....       | 6284    | 7543   | 739     | 553    | 18..   | 7750      | 7427   | 897      | 15        | 211.. | 8045      | 7128   |
| McKeon.....         | 3045    | 2402   | 817     | 32     | ..     | 6390      | 3427   | 500      | 13        | 28..  | 5046      | 2777   |
| Mercer.....         | 3628    | 2632   | 281     | —      | ..     | 6950      | 4916   | 473      | 46        | 37..  | 7262      | 5500   |
| Mifflin.....        | 1631    | 1791   | 121     | —      | ..     | 2594      | 1842   | 149      | 3         | 3..   | 2632      | 2022   |
| Monroe.....         | 390     | 1335   | 107     | 18     | ..     | 1284      | 3054   | 191      | 1         | 3..   | 1431      | 2811   |
| Montgomery.....     | 9696    | 11439  | 204     | 1007   | 44..   | 17051     | 11268  | 395      | 35        | 146.  | 17329     | 9985   |
| Montour.....        | 946     | 1636   | 39      | —      | ..     | 1292      | 1875   | 69       | 1         | 1..   | 1381      | 1694   |
| Northampton.....    | 4687    | 7390   | 211     | 22     | ..     | 9849      | 11412  | 495      | 17        | 38..  | 9762      | 10032  |
| Northumberland..... | 6371    | 6190   | 256     | 78     | ..     | 8365      | 7989   | 502      | 41        | 46..  | 8620      | 7159   |
| Perry.....          | 2710    | 2390   | 40      | 17     | 2..    | 3400      | 2440   | 78       | 2         | 2..   | 3526      | 2423   |
| Philadelphia.....   | 124776  | 15236  | 553     | 82612  | 3001.  | 173657    | 68179  | 1419     | 290       | 1297. | 176462    | 63323  |
| Pike.....           | 859     | 782    | 20      | —      | ..     | 694       | 1236   | 26       | 7         | 2..   | 775       | 1080   |
| Potter.....         | 2242    | 1709   | 223     | 58     | ..     | 3224      | 2127   | 295      | 7         | 46..  | 3255      | 1958   |
| Schuykill.....      | 8950    | 10847  | 362     | 1414   | 29..   | 15327     | 14496  | 280      | 78        | 28..  | 16985     | 14532  |
| Snyder.....         | 1699    | 921    | 25      | 46     | ..     | 2517      | 1319   | 38       | 1         | 1..   | 2564      | 1286   |
| Somerset.....       | 6231    | 2408   | 143     | —      | ..     | 6677      | 2151   | 248      | 9         | 24..  | 5861      | 2234   |
| Sullivan.....       | 1112    | 1352   | 76      | 2      | ..     | 1266      | 1376   | 138      | 1         | 1..   | 1206      | 1247   |
| Susquehanna.....    | 3033    | 2123   | 300     | —      | ..     | 5019      | 3527   | 510      | 5         | 2..   | 5275      | 3392   |
| Toga.....           | 2470    | 1194   | 148     | 507    | 17..   | 7458      | 2638   | 373      | 6         | 19..  | 7382      | 2111   |
| Union.....          | 1967    | 1309   | 54      | 34     | ..     | 2310      | 1359   | 97       | —         | —     | 2573      | 1105   |
| Venango.....        | 2859    | 2100   | 1827    | —      | ..     | 5381      | 4014   | 1284     | 9         | 1..   | 5110      | 4192   |
| Warren.....         | 2673    | 1394   | 852     | —      | ..     | 5609      | 2500   | 472      | 20        | 28..  | 4846      | 3048   |
| Washington.....     | 6276    | 8752   | 369     | 107    | 13..   | 10408     | 6380   | 639      | 21        | 65..  | 10764     | 7128   |
| Wayne.....          | 2104    | 2138   | 183     | —      | ..     | 3223      | 2647   | 435      | 2         | 26..  | 5708      | 2408   |
| Westmoreland.....   | 11129   | 9576   | 571     | —      | ..     | 16014     | 10107  | 735      | 194       | 151.. | 14899     | 10529  |
| Wyoming.....        | 1079    | 1698   | 75      | 5      | ..     | 2247      | 1875   | 142      | 4         | 3..   | 2370      | 1385   |
| York.....           | 7250    | 10151  | 322     | —      | ..     | 12327     | 13732  | 438      | 12        | 125.. | 12223     | 12911  |
| Total.....          | 423498  | 291955 | 13044   | 93213  | 4302.  | 712865    | 424232 | 27908    | 2936      | 4331. | 726368    | 423054 |
| Plurality.....      | 45570   | —      | —       | —      | ..     | 284433    | —      | —        | —         | —     | 304944    | —      |
| Per cent.....       | 49.92   | 34.41  | 2.12    | 10.97  | 50..   | 60.74     | 36.15  | 2.83     | .25       | .41.  | 60.87     | 85.34  |
| Total vote.....     | —       | 848354 | —       | —      | ..     | 1173210   | —      | —        | —         | —     | 1194255   | —      |

In 1900, for president, Barker, Peo., received 638 votes.

In 1901 McConnell, S. L., for state treasurer, received 2,584 votes; Watkins, Peo., 530; Harris, Public Opinion, 11,542; Barnes, Public Ownership, 2,674.

FOR REPRESENTATIVES IN CONGRESS, 1900.

|  |         |
|--|---------|
| At Large—  |         |
| Galusha A. Grow, Rep.....  | 683,941 |
| Robert H. Forreder, Rep.....   | 675,099 |
| Harry E. Grim, Dem.....  | 411,552 |
| Nicholas M. Edwards, Dem.....  | 409,918 |
| William W. Hague, Pro.....   | 24,531  |
| Lee L. Grumblin, Pro.....  | 24,412  |
| Donald Monro, S. L.....  | 2,657   |
| John R. Root, S. L.....  | 2,660   |
| Robert Bringham, Peo.....  | 795     |
| George Main, Peo.....  | 775     |
| John W. Slayton, S. D.....   | 4,026   |
| Edward Kuppinger, S. D.....  | 3,995   |
| 1. The 1st, 2d, 7th, 26th, 30th, 36th and 39th wards of Philadelphia.                            |         |
| Harry H. Bingham, Rep.....   | 29,973  |
| Michael Francis Doyle, Dem.....  | 11,765  |
| Isaac A. Ramsey, Pro.....  | 189     |
| 2. The 8th, 9th, 10th, 13th, 14th and 20th wards of Philadelphia.                                |         |
| Robert Adams, Jr., Rep.....  | 19,657  |
| William E. Hooper, Dem.....  | 4,998   |
| 3. The 3d, 4th, 5th, 6th, 11th, 12th, 16th and 17th wards of Philadelphia.                       |         |
| Henry Burke, Rep.....  | 11,095  |
| William McAleer, Dem.....  | 9,059   |
| William McAleer, M. L.....   | 730     |
| E. M. Marsh, Pro.....  | 33      |
| Jeremiah C. Frost, Soc.....  | 92      |
| Moses Stearn, L. L. L.....   | 14      |
| 4. The 15th, 21st, 24th, 27th, 28th, 29th, 32d, 34th, 37th, 38th and 40th wards of Philadelphia. |         |
| James Rankin Young, Rep.....   | 55,648  |
| Peter J. Hughes, Dem.....  | 17,330  |
| Lewis L. Evenson, Pro.....   | 732     |
| 5. The 18th, 19th, 22d, 23d, 25th, 31st, 33d, 35th and 41st wards of Philadelphia.               |         |
| Edward de V. Morrell, Rep.....   | 45,089  |
| Samuel R. Carter, Dem.....   | 13,838  |
| L. A. Benson, Pro.....   | 568     |

To supply vacancy—

|  |        |
|--|--------|
| Edward de V. Morrell, Rep.....                           | 34,789 |
| 6. The counties of Chester and Delaware.                 |        |
| Thomas S. Butler, Rep.....                               | 26,379 |
| Nathaniel M. Ellis, Dem.....                             | 10,098 |
| J. Newton Huston, Pro.....                               | 993    |
| 7. The counties of Bucks and Montgomery.                 |        |
| Irving P. Wanger, Rep.....                               | 25,422 |
| Christopher Van Arsdale, Dem.....                        | 18,642 |
| John McKinley, Pro.....                                  | 522    |
| 8. The counties of Northampton, Monroe, Pike and Carbon. |        |
| Russell C. Stewart, Rep.....                             | 16,753 |
| Howard Mutchler, Dem.....                                | 13,448 |
| Edward E. Dixon, Pro.....                                | 751    |
| 9. The counties of Berks and Lehigh.                     |        |
| William Kerper Stevens, Rep.....                         | 22,758 |
| Henry D. Green, Dem.....                                 | 29,160 |
| Isaac P. Merkel, Pro.....                                | 265    |
| 10. The county of Lancaster.                             |        |
| Marrlott Brosius, Rep.....                               | 23,143 |
| Louis M. Spencer, Dem.....                               | 8,502  |
| Daniel Von Neida, Pro.....                               | 576    |
| 11. The county of Lackawanna.                            |        |
| William Connell, Rep.....                                | 15,536 |
| Michael F. Conry, Dem.....                               | 13,598 |
| William H. Richmond, Pro.....                            | 753    |
| John Szlupas, S. L.....                                  | 99     |
| Frank M. Spencer, I. C.....                              | 1,392  |
| 12. The county of Luzerne.                               |        |
| Henry W. Palmer, Rep.....                                | 18,931 |
| Samuel H. Houser, Pro.....                               | 779    |
| John H. Harris, Soc.....                                 | 367    |
| S. W. Davenport, Anti-Trust.....                         | 13,698 |
| Henry C. Purnell, Workingmen's.....                      | 1,063  |
| 13. The county of Schuylkill.                            |        |
| George B. Patterson, Rep.....                            | 15,519 |
| James W. Ryan, Dem.....                                  | 13,895 |
| John P. Schwenk, Pro.....                                | 222    |



ELECTION RETURNS.

269

|   |        |
|---|--------|
| 14. The counties of Lebanon, Dauphin and Pery.  |        |
| Marlin E. Olmsted, Rep.....   | 23,731 |
| Benjamin L. Forster, Dem.....   | 1,335  |
| Edwin H. Molly, Pro.....  | 1,451  |
| 15. The counties of Bradford, Susquehanna, Wayne and Wyoming.                         |        |
| Charles F. Wright, Rep.....   | 18,261 |
| William B. Packard, Dem.....  | 12,396 |
| Leon Judson Reynolds, Pro.....  | 1,518  |
| S. F. Lane, Peo.....  | 44     |
| 16. The counties of Tioga, Potter, Lycoming and Clinton.                              |        |
| Elias Deemer, Rep.....  | 19,844 |
| Otto G. Kaupp, Dem.....   | 16,509 |
| William W. Sboll, Pro.....  | 1,363  |
| 17. The counties of Northumberland, Columbia, Montour and Sullivan.                   |        |
| Clarence F. Huth, Rep.....  | 12,891 |
| Rufus K. Polk, Dem.....   | 16,623 |
| Samuel W. Murray, Pro.....  | 923    |
| 18. The counties of Franklin, Fulton, Mifflin, Huntington, Juniata, Snyder and Union. |        |
| Thaddeus M. Mahon, Rep.....   | 20,756 |
| James G. Heading, Dem.....  | 14,464 |
| 19. The counties of Cumberland, Adams and York.                                       |        |
| Robert J. Lewis, Rep.....   | 22,266 |
| Harry N. Gitt, Dem.....   | 21,230 |
| A. Foster Mullin, Pro.....  | 690    |
| 20. The counties of Cambria, Blair, Somerset and Bedford.                             |        |
| Alvin Evans, Rep.....   | 30,777 |
| James L. Walters, Dem.....  | 17,450 |
| John Clark, Pro.....  | 926    |
| Walter Rowley, S. L.....  | 120    |
| 21. The counties of Armstrong, Indiana, Jefferson and Westmoreland.                   |        |
| Summers M. Jack, Rep.....   | 32,909 |
| Curtis H. Gregg, Dem.....   | 19,156 |
| Solomon Shaffer, Pro.....   | 1,335  |
| 22. The county of Allegheny (part).   |        |
| John Dalzell, Rep.....  | 36,409 |
| John F. Miller, Dem.....  | 14,343 |
| J. T. McCrary, Pro.....   | 807    |
| Charles Rupp, S. L.....   | 645    |
| 23. The county of Allegheny (part).   |        |
| William H. Graham, Rep.....   | 19,957 |
| John Huckenstein, Dem.....  | 6,142  |

|  |        |
|--|--------|
| O. L. Miller, Pro.....   | 440    |
| William E. Hunt, S. L.....   | 216    |
| 24. The counties of Fayette, Greene, Washington and part of Allegheny. |        |
| Ernest F. Acheson, Rep.....  | 35,939 |
| Woods N. Carr, Dem.....  | 23,568 |
| Benjamin A. Bubbett, Pro.....  | 1,361  |
| William H. Thomas, S. L.....   | 335    |
| 25. The counties of Beaver, Butler, Lawrence and Mercer.               |        |
| Joseph B. Showalter, Rep.....  | 24,472 |
| M. L. Lockwood, Dem.....   | 19,641 |
| 26. The counties of Crawford and Erie.                                 |        |
| Arthur L. Bates, Rep.....  | 18,723 |
| Athelston Gaston, Dem.....   | 14,913 |
| Isaac Monderall, Pro.....  | 964    |
| A. Black, S. C.....  | 115    |
| Charles Heydrick, Soc.....   | 214    |
| 27. The counties of Cameron, McKean, Venango and Warren.               |        |
| Joseph C. Sibley, Rep.....   | 15,804 |
| Lewis Emery, Jr., Dem.....   | 12,590 |
| H. B. Milward, Pro.....  | 1,376  |
| Lewis Emery, Jr., Lincoln.....   | 1,316  |
| 28. The counties of Clarion, Clearfield, Center, Elk and Forest.       |        |
| A. A. Clearwater, Rep.....   | 18,511 |
| J. K. P. Hall, Dem.....  | 19,132 |
| Lucien Bird, Pro.....  | 865    |
| Joash Critchley, S. L.....   | 115    |

LEGISLATURE.

|                  |         |        |       |
|------------------|---------|--------|-------|
|                  | Senate. | House. | J. B. |
| Republicans..... | 37      | 155    | 192   |
| Democrats.....   | 13      | 49     | 62    |

STATE OFFICERS.

|   |
|---|
| Governor—William A. Stone, Rep.               |
| Lieutenant-Governor—J. P. S. Gobin, Rep.      |
| Secretary—William W. Griest, Rep.             |
| Treasurer—Frank G. Harris, Rep.               |
| Auditor—E. B. Hardenbergh, Rep.               |
| Adjutant-General—Thomas J. Stewart, Rep.      |
| Attorney-General—John P. Elkin, Rep.          |
| Sup't Public Instruction—N. C. Schaeffer, D.  |
| Insurance Commissioner—I. W. Durham, R.       |
| Secretary of Agriculture—John Hamilton.       |
| Secretary of Internal Affairs—James W. Latta. |

PORTO RICO.

| DISTRICTS.     | COM. 1900     |              |
|----------------|---------------|--------------|
|                | Rep. Degetau. | Fed. Gutell. |
| Aguadilla..... | 3997          | 31           |
| Arecibo.....   | 1050          | 1            |
| Guayama.....   | 4546          | 8            |
| Hamacao.....   | 1614          | 6            |
| Mayaguez.....  | 8301          | 43           |
| Ponce.....     | 21145         | 25           |

| DISTRICTS.      | COM. 1900     |              |
|-----------------|---------------|--------------|
|                 | Rep. Degetau. | Fed. Gutell. |
| San Juan.....   | 12299         | 337          |
| Total.....      | 58367         | 148          |
| Plurality.....  | 58219         |              |
| Per cent.....   | 99.71         | .29          |
| Total vote..... | 58515         |              |

RHODE ISLAND.

| COUNTIES.       | GOVERNOR 1901 |              |                 |             | PRESIDENT 1900 |             |               |                | PRESIDENT 1896 |             |               |               |                |
|-----------------|---------------|--------------|-----------------|-------------|----------------|-------------|---------------|----------------|----------------|-------------|---------------|---------------|----------------|
|                 | Rep. Gregory. | Dem. Garvin. | Pro. Brightman. | S. L. Reid. | Rep. McKinley. | Dem. Bryan. | Pro. Woolley. | S. L. Mal'n'y. | Rep. McKinley. | Dem. Br'an. | Pro. Lever't. | G. D. Palm'r. | S. L. Match't. |
| Bristol.....    | 1090          | 706          | 72              | 22..        | 1273           | 727         | 60            | 20..           | 1521           | 424         | 42            | 35            | 10             |
| Kent.....       | 2195          | 934          | 178             | 61..        | 2613           | 1126        | 142           | 67..           | 2817           | 645         | 75            | 84            | 20             |
| Newport.....    | 2489          | 1863         | 331             | 53..        | 3283           | 1776        | 101           | 20..           | 3415           | 1092        | 92            | 144           | 30             |
| Providence..... | 17690         | 14735        | 1105            | 933..       | 24194          | 15223       | 983           | 1286..         | 25844          | 11644       | 554           | 794           | 490            |
| Washington..... | 2171          | 795          | 259             | 21..        | 2421           | 930         | 293           | 30..           | 3040           | 645         | 397           | 109           | 18             |
| Total.....      | 25575         | 19038        | 1945            | 1120..      | 37784          | 19812       | 1529          | 1443..         | 36457          | 14450       | 1160          | 1166          | 558            |
| Plurality.....  |               |              |                 |             |                | 13972       |               |                | 21978          |             |               |               |                |
| Per cent.....   | 53.65         | 39.91        | 4.09            | 2.35..      | 59.72          | 35.02       | 2.55          | 2.4..          | 67.74          | 26.88       | 2.15          | 2.16          | 1.03           |
| Total vote..... |               | 47678        |                 |             |                | 56568       |               |                |                |             | 53785         |               |                |

In 1896 Bentley, Nat., received 5 votes for president.

FOR REPRESENTATIVES IN CONGRESS, 1900.

|                               |        |
|-------------------------------|--------|
| 1. Melville Bull, Rep.....    | 16,986 |
| Charles E. Gorman, Dem.....   | 9,881  |
| William E. Brighton, Pro..... | 882    |
| James Reed, S. L.....         | 1,023  |
| 2. Adin B. Capron, Rep.....   | 13,975 |
| L. F. C. Garvin, Dem.....     | 8,870  |
| Bernon E. Helme, Pro.....     | 769    |
| Herbert Longworth, S. L.....  | 557    |
| Amendment to Constitution—    |        |
| Approve .....                 | 24,351 |
| Reject .....                  | 15,246 |

LEGISLATURE.

|  |     |    |    |
|--|-----|----|----|
| Senate. House. J. B.                     |     |    |    |
| Republicans .....                        | 35* | 61 | 96 |
| Democrats .....                          | 3   | 11 | 14 |
| *Lieutenant-governor ex officio senator. |     |    |    |
| STATE OFFICERS.                          |     |    |    |
| (All republicans.)                       |     |    |    |
| Governor—William Gregory.                |     |    |    |
| Lieutenant-Governor—Charles D. Kimball.  |     |    |    |
| Secretary of State—Charles P. Linnett.   |     |    |    |
| Treasurer—Walter A. Read.                |     |    |    |
| Attorney-General—Charles A. Stearns.     |     |    |    |

**SOUTH CAROLINA.**

| COUNTIES.<br>(41) | PRES. 1900       |                  | GOV. '98. | PRESIDENT 1896   |         |         | GOV. 1894 |         |
|-------------------|------------------|------------------|-----------|------------------|---------|---------|-----------|---------|
|                   | Rep.             | Dem.             | Dem.      | Rep.             | Dem.    | G. D.   | Dem.      | I. Dem. |
|                   | McKInley, Bryan. | McKInley, Bryan. | Ellerbe.  | McKInley, Bryan. | Palmer. | Palmer. | Evans.    | Pepe.   |
| Abbeville.....    | 8                | 1366.            | 829.      | 337              | 2473    | 1.      | 1491      | 329     |
| Alken.....        | 53               | 1470.            | 700.      | 137              | 1819    | 11.     | 1809      | 362     |
| Anderson.....     | 68               | 1858.            | 899.      | 368              | 3109    | 17.     | 1402      | 342     |
| Bamberg.....      | 36               | 793.             | 449.      | —                | —       | —       | —         | —       |
| Barnwell.....     | 57               | 1356.            | 808.      | 239              | 2385    | 3.      | 1648      | 667     |
| Beaufort.....     | 385              | 378.             | 446.      | 444              | 289     | —       | 801       | 437     |
| Berkeley.....     | 112              | 472.             | 486.      | 143              | 513     | 9.      | 895       | 201     |
| Charleston.....   | 272              | 1729.            | 1142.     | 1262             | 1659    | 549.    | 593       | 1363    |
| Cherokee.....     | 59               | 1084.            | 505.      | —                | —       | —       | —         | —       |
| Chester.....      | 20               | 836.             | 578.      | 76               | 1254    | 10.     | 952       | 498     |
| Chesterfield..... | 56               | 1314.            | 810.      | 220              | 1465    | —       | 1058      | 301     |
| Clarendon.....    | 83               | 1130.            | 705.      | 207              | 1450    | —       | 1103      | 200     |
| Colleton.....     | 121              | 889.             | 590.      | 343              | 1646    | 6.      | 1245      | 280     |
| Darlington.....   | 83               | 1230.            | 544.      | 201              | 1625    | 21.     | 953       | 676     |
| Dorchester.....   | 43               | 770.             | 444.      | —                | —       | —       | —         | —       |
| Edgefield.....    | 17               | 919.             | 627.      | 216              | 1532    | 7.      | 1902      | 417     |
| Fairfield.....    | 17               | 670.             | 379.      | 54               | 1078    | —       | 778       | 403     |
| Florence.....     | 74               | 1290.            | 592.      | 136              | 1530    | 35.     | 1059      | 573     |
| Georgetown.....   | 451              | 446.             | 456.      | 734              | 459     | 36.     | 276       | 782     |
| Greenville.....   | 47               | 1777.            | 677.      | 288              | 2718    | 35.     | 1602      | 517     |
| Greenwood.....    | 4                | 1484.            | 774.      | —                | —       | —       | —         | —       |
| Hampton.....      | 1                | 936.             | 578.      | 25               | 1072    | —       | 672       | 212     |
| Horry.....        | 79               | 1330.            | 807.      | 196              | 1372    | —       | 769       | 1005    |
| Kershaw.....      | 43               | 910.             | 493.      | 139              | 1191    | 2.      | 846       | 308     |
| Lancaster.....    | 70               | 1300.            | 941.      | 177              | 1557    | —       | 1275      | 419     |
| Laurens.....      | 30               | 1540.            | 919.      | 111              | 1943    | —       | 1319      | 160     |
| Lee.....          | —                | —                | 338.      | —                | —       | —       | —         | —       |
| Lexington.....    | 30               | 1302.            | 718.      | 197              | 1672    | —       | 1230      | 576     |
| Marion.....       | 119              | 1236.            | 1144.     | 313              | 1936    | 11.     | 448       | 331     |
| Marlboro.....     | 35               | 714.             | 564.      | 237              | 1232    | 3.      | 788       | 166     |
| Newberry.....     | 40               | 1368.            | 700.      | 64               | 1528    | 9.      | 1191      | 791     |
| Oconee.....       | 69               | 873.             | 528.      | 199              | 1392    | —       | 135       | 450     |
| Orangeburg.....   | 167              | 2457.            | 1389.     | 282              | 2729    | —       | 2383      | 491     |
| Pickens.....      | 60               | 933.             | 374.      | 170              | 1261    | —       | 718       | 174     |
| Richland.....     | 62               | 445.             | 332.      | 468              | 925     | 29.     | 582       | 1091    |
| Saluda.....       | 7                | 1269.            | 628.      | 60               | 1241    | —       | —         | —       |
| Spartanburg.....  | 101              | 2467.            | 1475.     | 247              | 4234    | —       | 2482      | 1119    |
| Sumter.....       | 150              | 1199.            | 407.      | 326              | 1550    | 24.     | 860       | 476     |
| Union.....        | 91               | 1182.            | 590.      | 158              | 1379    | 2.      | 1418      | 517     |
| Williamsburg..... | 323              | 1256.            | 900.      | 355              | 1570    | 4.      | 954       | 235     |
| York.....         | 37               | 1198.            | 884.      | 162              | 2010    | 4.      | 1273      | 356     |
| Total.....        | 3579             | 47233.           | 23159.    | 9231             | 58798   | 828.    | 39507     | 17278   |
| Plurality.....    | —                | 43654.           | —         | —                | 49517   | —       | 22229     | —       |
| Per cent.....     | 7.04             | 92.96.           | 100.      | 13.47            | 85.33   | 1.20.   | 63.57     | 80.43   |
| Total vote.....   | —                | 50812            | —         | 28159.           | 68907   | —       | 56785     | —       |

\*The McKInley vote includes that of the two republican factions combined. The regular republican vote was 4,223 and the reorganized republican vote was 5,068.

FOR REPRESENTATIVES IN CONGRESS, 1900.

|  |       |
|--|-------|
| 1. Parts of the counties of Berkeley, Charleston, Colleton, Orangeburg and all of Lexington. |       |
| W. W. Beckett, Rep.....  | 1,378 |
| William Elliott, Dem.....  | 3,666 |
| 2. Counties of Aiken, Barnwell, Edgefield, Hampton and part of Colleton.                     |       |
| J. B. Odom, Rep.....   | 156   |
| W. J. Talbert, Dem.....  | 6,713 |
| 3. Counties of Abbeville, Anderson, Newberry, Oconee and Pickens.                            |       |
| A. C. Merrick, Rep.....  | 203   |
| A. C. Latimer, Dem.....  | 7,834 |
| 4. Counties of Fairfield, Greenville, Laurens and parts of Richland, Spartanburg and Union.  |       |

|  |       |
|--|-------|
| S. T. Poinier, Rep.....  | 251   |
| Joseph T. Johnson, Dem.....  | 8,189 |
| 5. Counties of Chester, Chesterfield, Kershaw, Lancaster, York and parts of Union and Spartanburg. |       |
| John F. Jones, Rep.....  | 183   |
| D. E. Finley, Dem.....   | 6,634 |
| 6. Counties of Clarendon, Darlington, Horry, Marlboro, Marion, Florence and part of Williamsburg.  |       |
| R. A. Stewart, Rep.....  | 395   |
| E. B. Scarborough, Dem.....  | 7,506 |
| 7. Parts of counties of Richland, Colleton, Orangeburg, Williamsburg and Charleston.               |       |
| D. A. Dantzer, Rep.....  | 534   |
| J. William Stokes, Dem.....  | 7,285 |



|                           | McKinley | Bryan | Woolley | Barker | Debs | Phillips | Lee   | Lewis | McKinley | Bryan | Lee's |
|---------------------------|----------|-------|---------|--------|------|----------|-------|-------|----------|-------|-------|
| Tripp.....                | —        | —     | —       | —      | —    | —        | —     | —     | —        | —     | —     |
| Turner.....               | 1977     | 877   | 81      | 13     | 6    | 1226     | 725   | 12    | 1616     | 950   | 21    |
| Union.....                | 1571     | 1353  | 23      | 9      | 3    | 882      | 1434  | 24    | 1297     | 1491  | 17    |
| Wagner.....               | —        | —     | —       | —      | —    | —        | —     | —     | —        | —     | —     |
| Walworth.....             | 478      | 282   | 7       | 4      | 1    | 367      | 329   | 5     | 250      | 286   | 5     |
| Washabaugh.....           | —        | —     | —       | —      | —    | —        | —     | —     | —        | —     | —     |
| Washington.....           | —        | —     | —       | —      | —    | —        | —     | —     | —        | —     | —     |
| Yankton.....              | 1639     | 1268  | 24      | 6      | 2    | 1146     | 1147  | 15    | 1432     | 1330  | 16    |
| Ziebach.....              | —        | —     | —       | —      | —    | —        | —     | —     | —        | 14    | 18    |
| Unorganized counties..... | —        | —     | —       | —      | —    | 243      | 241   | 4     | 77       | 108   | —     |
| Total.....                | 54530    | 36544 | 1542    | 339    | 176  | 36949    | 37319 | 891   | 4102     | 41225 | 683   |
| Plurality.....            | 14986    | —     | —       | —      | —    | —        | 370   | —     | —        | 183   | —     |
| Per cent.....             | 56.72    | 41.14 | 1.60    | .04    | .18  | 49.75    | 50.25 | 1.00  | 49.47    | 49.69 | 84    |
| Total vote.....           | —        | —     | 96131   | —      | —    | —        | 74959 | —     | —        | 82950 | —     |

FOR REPRESENTATIVES IN CONGRESS, 1900.  
 Charles H. Burke, Rep..... 53,853  
 Eben W. Martin, Rep..... 55,550  
 Joseph B. Moore, Fus..... 39,830  
 Andrew E. Lee, Fus..... 40,610  
 O. A. Harpel, Pro..... 1,323  
 M. Rodgers, Pro..... 1,241

STATE OFFICERS.  
 (All republicans.)  
 Governor—C. N. Herreid.  
 Lieutenant-Governor—G. W. Snow.  
 Secretary—O. C. Berg.  
 Auditor—J. D. Reeves.  
 Treasurer—John Schamber.  
 Attorney-General—John L. Pyle.  
 Sup't of Instruction—E. E. Collins.  
 Commissioner of Public Lands—David Eastman.

LEGISLATURE.

|                  | Senate | House | J. B. |
|------------------|--------|-------|-------|
| Republicans..... | 39     | 78    | 117   |
| Fusion.....      | 6      | 9     | 15    |

TENNESSEE.

|                 | PRESIDENT 1900 |       |         |        |       | GOV. 1898 |          |           | PRESIDENT 1896 |       |           |
|-----------------|----------------|-------|---------|--------|-------|-----------|----------|-----------|----------------|-------|-----------|
|                 | Rep.           | Dem.  | Pro.    | Peo.   | S. D. | Rep.      | Dem.     | Pro.      | Rep.           | Dem.  | Pop. Pro. |
|                 | McKinley       | Bryan | Woolley | Barker | Debs  | Fowler    | McMillin | Rich'dson | McKinley       | Bryan | Bryan     |
| Anderson.....   | 1997           | 732   | 10      | —      | —     | 1160      | 501      | —         | 2224           | 745   | 5         |
| Bedford.....    | 1359           | 2172  | 44      | 10     | —     | 985       | 1757     | 8         | 2151           | 2575  | 21        |
| Benton.....     | 730            | 1385  | 25      | 42     | —     | 447       | 1003     | 24        | 769            | 1364  | 101       |
| Bledsoe.....    | 734            | 438   | 3       | —      | —     | 372       | 399      | —         | 785            | 478   | —         |
| Blount.....     | 2201           | 825   | 59      | —      | —     | 1274      | 555      | —         | 2652           | 970   | 48        |
| Bradley.....    | 1579           | 908   | 72      | —      | —     | 1033      | 609      | —         | 1725           | 1057  | 45        |
| Campbell.....   | 2189           | 479   | 42      | —      | 21    | 1300      | 385      | —         | 2380           | 571   | 13        |
| Cannon.....     | 775            | 1213  | 2       | —      | —     | 469       | 895      | —         | 778            | 1276  | —         |
| Carroll.....    | 2516           | 1931  | 55      | 135    | —     | 1578      | 1412     | 197       | 2577           | 2090  | 203       |
| Carter.....     | 2763           | 408   | 37      | —      | —     | 1810      | 382      | —         | 2700           | 445   | 35        |
| Cheatham.....   | 440            | 1190  | 24      | 3      | —     | 254       | 994      | 2         | 496            | 1165  | 64        |
| Chester.....    | 702            | 894   | 8       | 76     | —     | 360       | 657      | 60        | 607            | 910   | 163       |
| Claiborne.....  | 987            | 770   | 6       | —      | —     | 871       | 1108     | —         | 2230           | 1152  | 8         |
| Clay.....       | 498            | 890   | 12      | 11     | 4     | 341       | 637      | 1         | 543            | 836   | 22        |
| Cocke.....      | 2390           | 1001  | 10      | —      | —     | 1262      | 755      | —         | 2582           | 980   | —         |
| Coffee.....     | 624            | 1690  | 45      | 2      | 29    | 288       | 1006     | 14        | 639            | 1891  | 52        |
| Crockett.....   | 1050           | 1423  | 41      | —      | 3     | 413       | 950      | —         | 1166           | 1655  | 10        |
| Cumberland..... | 750            | 405   | 13      | —      | —     | 457       | 373      | —         | 800            | 418   | 1         |
| Davidson.....   | 2512           | 6988  | 250     | 37     | 88    | 863       | 4202     | 42        | 5720           | 7374  | 137       |
| Decatur.....    | 890            | 909   | —       | —      | —     | 412       | 672      | —         | 830            | 977   | 20        |
| DeKalb.....     | 1443           | 1528  | 102     | —      | —     | 1256      | 1421     | 1         | 1633           | 1636  | 28        |
| Dickson.....    | 954            | 1631  | 39      | 10     | 3     | 474       | 1131     | 3         | 841            | 1333  | 38        |
| Dyer.....       | 730            | 1940  | 45      | —      | —     | 266       | 1131     | 9         | 868            | 2318  | 271       |
| Fayette.....    | 885            | 2282  | 20      | 12     | 1     | 29        | 2312     | 2         | 1316           | 2355  | 18        |
| Fentress.....   | 782            | 320   | 1       | —      | —     | 645       | 303      | —         | 798            | 297   | 4         |
| Franklin.....   | 647            | 2228  | 64      | —      | —     | 430       | 1512     | 25        | 834            | 2502  | 82        |
| Gibson.....     | 1569           | 3376  | 257     | 54     | —     | 607       | 2048     | 62        | 1955           | 3908  | 235       |
| Giles.....      | 1794           | 2790  | 26      | 24     | —     | 736       | 2069     | 36        | 2372           | 3931  | 61        |
| Grainger.....   | 1802           | 960   | 6       | —      | —     | 999       | 656      | —         | 1833           | 1001  | 1         |
| Greene.....     | 3091           | 2868  | 30      | —      | —     | 2917      | 2747     | 1         | 3577           | 2726  | 53        |
| Grundy.....     | 357            | 832   | 13      | —      | —     | 145       | 613      | 1         | 286            | 991   | 6         |
| Hamilton.....   | 1322           | 959   | 29      | —      | —     | 866       | 668      | —         | 1506           | 1033  | 27        |
| Hambly.....     | 3964           | 3262  | 269     | 60     | 77    | 2030      | 2206     | 37        | 4463           | 3634  | 65        |
| Hancock.....    | 1429           | 382   | 1       | —      | —     | 835       | 328      | —         | 1490           | 456   | 7         |
| Hardeman.....   | 1336           | 1974  | 3       | 9      | —     | 723       | 1435     | 9         | 1427           | 2129  | 105       |
| Hardin.....     | 1307           | 1159  | —       | —      | —     | 853       | 850      | 6         | 2165           | 1329  | 3         |
| Hawkins.....    | 2315           | 1847  | 22      | 1      | —     | 1615      | 1637     | 1         | 2824           | 1723  | 13        |
| Haywood.....    | 214            | 1476  | 16      | 4      | 5     | 86        | 4        | —         | 624            | 2263  | 29        |
| Henderson.....  | 1925           | 1308  | 42      | 6      | —     | 1046      | 738      | 5         | 2009           | 1316  | 40        |
| Henry.....      | 931            | 2606  | 104     | 23     | 10    | 402       | 1568     | 9         | 1473           | 2976  | 101       |
| Hickman.....    | 896            | 1292  | 9       | 26     | —     | 344       | 1043     | 16        | 988            | 1523  | 30        |
| Houston.....    | 341            | 738   | 25      | —      | —     | 182       | 621      | 2         | 343            | 879   | 17        |
| Humphreys.....  | 614            | 1561  | 54      | 4      | 4     | 294       | 1053     | 6         | 465            | 1507  | 97        |
| Jackson.....    | 955            | 1479  | —       | 6      | —     | 677       | 1285     | 39        | 754            | 1728  | 20        |
| James.....      | 598            | 283   | 3       | —      | —     | 313       | 172      | 1         | 647            | 327   | 4         |
| Jefferson.....  | 2347           | 816   | 16      | —      | —     | 1566      | 661      | 1         | 2638           | 881   | 21        |
| Johnson.....    | 1618           | 189   | 7       | —      | —     | 1045      | 172      | —         | 1633           | 224   | 5         |
| Knox.....       | 3992           | 4401  | 126     | 47     | 87    | 2916      | 2573     | 17        | 6243           | 4006  | 14        |
| Lake.....       | 201            | 553   | —       | —      | —     | 30        | 309      | —         | 126            | 811   | 11        |
| Lauderdale..... | 437            | 1807  | 24      | 35     | —     | 156       | 894      | 40        | 709            | 2072  | 172       |
| Lawrence.....   | 1327           | 1431  | —       | —      | —     | 676       | 841      | —         | 1263           | 1376  | —         |
| Lewis.....      | 202            | 400   | 2       | —      | —     | 96        | 294      | —         | 204            | 311   | 18        |

ELECTION RETURNS.

273

|            | McKinley | Bryan | Woolley | Barker | Debs. | Fowler | McMillin | Rieh'dson | McKinley | Bryan | Bryan | Lever's |
|------------|----------|-------|---------|--------|-------|--------|----------|-----------|----------|-------|-------|---------|
| Lincoln    | 723      | 2463  | 168     | 53     | —     | —      | 404      | 1770      | 124.     | 962   | 3186  | 83      |
| Loudon     | 1116     | 512   | 7       | 2      | —     | —      | 711      | 364       | 2.       | 1447  | 594   | —       |
| Macon      | 1325     | 875   | —       | —      | —     | —      | 854      | 570       | 4.       | 1324  | 838   | 31      |
| McMinn     | 2057     | 1289  | 52      | 3      | —     | —      | 1432     | 1001      | 15.      | 2255  | 1388  | —       |
| McNairy    | 1499     | 1443  | 7       | 35     | —     | —      | 1038     | 1030      | 50.      | 1463  | 1460  | 56      |
| Madison    | 1147     | 2300  | 16      | 125    | 7.    | —      | 210      | 2188      | 125.     | 1024  | 3480  | 221     |
| Marion     | 1586     | 1234  | 3       | —      | —     | —      | 883      | 861       | —        | 1801  | 1320  | —       |
| Marshall   | 1475     | 363   | 2186    | 96     | 111   | —      | 625      | 1816      | 113.     | 849   | 2526  | 309     |
| Mauzy      | 2495     | 3326  | 54      | 24     | —     | —      | 724      | 2617      | 17.      | 2537  | 2630  | 91      |
| Meigs      | 621      | 701   | 2       | 5      | —     | —      | 381      | 547       | 3.       | 641   | 712   | 9       |
| Monroe     | 1743     | 634   | 69      | 1      | —     | —      | 1148     | 1108      | 3.       | 1534  | 1569  | 9       |
| Montgomery | 1822     | 2248  | 320     | 4      | —     | —      | 874      | 1465      | 15.      | 2334  | 2734  | 70      |
| Moore      | 66       | 898   | 16      | —      | —     | —      | 54       | 675       | —        | 78    | 890   | 52      |
| Morgan     | 1053     | 422   | 6       | —      | —     | —      | 712      | 405       | —        | 1140  | 452   | —       |
| Obion      | 771      | 2728  | 132     | 20     | —     | —      | 335      | 1519      | 127.     | 1147  | 3529  | 246     |
| Overton    | 768      | 1443  | —       | —      | —     | —      | 647      | 1233      | 2.       | 761   | 1435  | 10      |
| Perry      | 608      | 851   | —       | 11     | —     | —      | 315      | 517       | 1.       | 572   | 938   | 7       |
| Pickett    | 514      | 345   | —       | —      | —     | —      | 425      | 362       | —        | 544   | 394   | —       |
| Polk       | 906      | 737   | —       | 1      | —     | —      | 453      | 530       | 5.       | 947   | 749   | —       |
| Putnam     | 1058     | 1452  | 4       | —      | —     | —      | 829      | 1386      | 21.      | 1097  | 1720  | 30      |
| Rhea       | 838      | 997   | 33      | —      | 1.    | —      | 958      | 884       | 3.       | 1324  | 1118  | 6       |
| Roane      | 2429     | 740   | 148     | 14     | 23.   | —      | 1196     | 440       | 1.       | 3026  | 803   | 18      |
| Robertson  | 1132     | 2549  | 67      | 7      | —     | —      | 684      | 1710      | 3.       | 1386  | 2918  | 25      |
| Rutherford | 1429     | 2520  | 15      | 82     | —     | —      | 913      | 1814      | 54.      | 2203  | 3034  | 313     |
| Scott      | 1498     | 171   | 3       | —      | —     | —      | 1177     | 175       | —        | 1691  | 209   | —       |
| Sequatchie | 216      | 275   | 7       | —      | —     | —      | 127      | 291       | —        | 241   | 386   | —       |
| Sevier     | 2595     | 382   | 6       | —      | —     | —      | 1948     | 263       | —        | 3376  | 428   | —       |
| Shelby     | 2994     | 520   | 51      | 39     | 63.   | —      | 1032     | 3331      | 32.      | 5122  | 5734  | 96      |
| Smith      | 1118     | 1940  | 80      | 34     | —     | —      | 880      | 1782      | 30.      | 1064  | 2414  | —       |
| Stewart    | 793      | 1577  | 20      | 2      | —     | —      | 320      | 989       | 1.       | 648   | 1620  | 22      |
| Sullivan   | 1742     | 2451  | 55      | 2      | —     | —      | 1323     | 1860      | 1.       | 1914  | 2512  | —       |
| Sumner     | 773      | 2589  | 26      | 26     | 4.    | —      | 384      | 1775      | 91.      | 1215  | 3019  | 152     |
| Tipton     | 1308     | 1887  | 8       | 20     | —     | —      | 89       | 1180      | 2.       | 1894  | 2119  | —       |
| Trousdale  | 222      | 675   | 3       | 27     | —     | —      | 157      | 606       | 15.      | 313   | 747   | 22      |
| Unicoi     | 822      | 76    | 19      | —      | —     | —      | 368      | 66        | —        | 804   | 89    | —       |
| Union      | 1501     | 566   | 12      | —      | —     | —      | 919      | 366       | —        | 1362  | 599   | —       |
| Van Buren  | 153      | 425   | 1       | —      | —     | —      | 115      | 324       | —        | 140   | 419   | —       |
| Warren     | 672      | 1362  | —       | —      | —     | —      | 511      | 1345      | 22.      | 842   | 2069  | 2       |
| Washington | 2492     | 1496  | 60      | 2      | —     | —      | 1519     | 1056      | 8.       | 2807  | 1660  | 1       |
| Wayne      | 1541     | 576   | 8       | 1      | —     | —      | 855      | 507       | 1.       | 1505  | 734   | 14      |
| Weakley    | 1990     | 3609  | 123     | 30     | —     | —      | 1211     | 2165      | 59.      | 2003  | 3756  | 178     |
| White      | 656      | 1658  | 24      | —      | —     | —      | 271      | 1298      | 8.       | 617   | 1752  | 87      |
| Williamson | 705      | 2140  | 50      | 39     | —     | —      | 240      | 1700      | 87.      | 1281  | 2385  | 162     |
| Wilson     | 1063     | 3674  | 67      | 8      | —     | —      | 663      | 2445      | 5.       | 1568  | 3434  | 2       |

|             |        |        |      |      |      |       |        |       |        |        |      |      |
|-------------|--------|--------|------|------|------|-------|--------|-------|--------|--------|------|------|
| Total       | 121194 | 144751 | 3000 | 1368 | 410. | 72611 | 105640 | 1722. | 148773 | 163651 | 4525 | 3008 |
| Plurality   |        |        |      |      |      |       | 33029  |       |        | 19403  |      |      |
| Per cent.   | 44.62  | 53.19  | 1.73 | .5   | .06. | 39.84 | 57.92  | .93.  | 46.21  | 50.80  | 1.39 | .96  |
| Total vote. |        | 271623 |      |      |      |       | 182384 |       |        | 321938 |      |      |

In 1836 Palmer, G. D., received 1,951 votes for president.

In 1838 Turnley, Peo., received 2,411 votes for governor.

FOR REPRESENTATIVES IN CONGRESS, 1900.

1. The counties of Carter, Claiborne, Cocke, Grainger, Greene, Hamblen, Hancock, Hawkins, Johnson, Sullivan, Unicoi and Washington.

|                      |        |
|----------------------|--------|
| W. P. Brownlow, Rep. | 22,364 |
| E. C. Reeves, Dem.   | 13,107 |
| R. H. Garrett        | 139    |

2. The counties of Anderson, Blount, Campbell, Jefferson, Knox, Loudon, Morgan, Roane, Scott, Sevier and Union.

|                    |        |
|--------------------|--------|
| H. R. Gibson, Rep. | 22,062 |
| W. F. Park, Dem.   | 9,913  |
| W. H. Henry        | 118    |

3. The counties of Bledsoe, Bradley, Franklin, Grundy, Hamilton, James, McMinn, Marion, Meigs, Monroe, Polk, Sequatchie, Van Buren, Warren and White.

|                   |        |
|-------------------|--------|
| R. S. Sharp, Rep. | 16,591 |
| J. A. Moon, Dem.  | 18,363 |
| W. L. Humphrey    | 311    |

4. The counties of Clay, Cumberland, Fentress, Jackson, Macon, Overton, Pickett, Putnam, Rhea, Smith, Sumner, Trousdale and Wilson.

|                       |        |
|-----------------------|--------|
| J. J. Gore, Rep.      | 10,495 |
| C. A. Snodgrass, Dem. | 15,659 |
| J. J. Miles           | 22     |

5. The counties of Bedford, Coffee, Can-

non, DeKalb, Lincoln, Marshall, Moore and Rutherford.

|                        |        |
|------------------------|--------|
| A. V. McClain, Rep.    | 6,895  |
| J. D. Richardson, Dem. | 14,651 |

6. The counties of Cheatham, Davidson, Houston, Humphreys, Montgomery, Robertson and Stewart.

|                    |        |
|--------------------|--------|
| Lee Brock, Rep.    | 6,256  |
| J. W. Gaines, Dem. | 17,192 |
| John Henston       | 62     |
| W. N. Anderson     | 330    |

7. The counties of Dickson, Giles, Hickman, Lawrence, Lewis, Maury, Wayne and Williamson.

|                          |        |
|--------------------------|--------|
| L. P. Padgett, Dem.      | 12,536 |
| J. H. Fussell, Ind. Dem. | 10,600 |

8. The counties of Benton, Carroll, Chester, Decatur, Hardin, Henderson, Henry, Madison, McNairy and Perry.

|                        |        |
|------------------------|--------|
| S. W. Hawkins, Rep.    | 12,258 |
| T. W. Sims, Dem.       | 14,509 |
| B. A. Enloe, Ind. Dem. | 87     |
| J. H. Mitchell         | 405    |
| E. J. Timberlake       | 76     |

9. The counties of Crockett, Dyer, Gibson, Haywood, Lake, Lauderdale, Obion, Weakley.

|                    |        |
|--------------------|--------|
| H. E. Austin, Rep. | 6,050  |
| R. A. Pierce, Dem. | 16,680 |
| George Bennett     | 450    |
| D. F. Taylor       | 54     |

10. The counties of Fayette, Hardeman, Shelby and Tipton.

Zachary Taylor, Rep. .... 6,247  
M. R. Patterson, Dem. .... 11,213

LEGISLATURE.

|                   |         |        |       |
|-------------------|---------|--------|-------|
|                   | Senate. | House. | J. B. |
| Republicans ..... | 5       | 23     | 23    |
| Democrats .....   | 28      | 76     | 104   |

STATE OFFICERS.

(All democrats.)

Governor—Benton McMillin.  
Secretary—William S. Morgan.  
Treasurer—E. B. Craig.  
Comptroller—T. F. King.  
Adjutant-General—H. C. Lamb.  
Attorney-General—G. W. Pickle.  
Commissioner of Agriculture—Thomas Paine.  
Sup't Public Instruction—M. C. Fitzpatrick.

TEXAS.

|               | PRES. 1900    |            |                  |             | Gov. 1896        |                  |                   | *PRES. 1896      |               |            |                 |
|---------------|---------------|------------|------------------|-------------|------------------|------------------|-------------------|------------------|---------------|------------|-----------------|
|               | Rep. McKinley | Dem. Bryan | Pro. Peo. Barker | Dem. Wooley | Pro. Peo. Sayers | Pro. S. L. Gibbs | Pro. S. L. Bailes | Pro. S. L. Royal | Rep. McKinley | Dem. Bryan | Pro. Peo. Bryan |
| Anderson      | 1471          | 2462       | 91               | 18.         | 2755             | 893              | 68                | —                | 1956          | 2723       | 365             |
| Angelina      | 456           | 1381       | 144              | 17.         | 1406             | 526              | 16                | —                | 351           | 1318       | 559             |
| Aranzas       | 113           | 205        | 9                | —           | 285              | 56               | —                 | —                | 160           | 809        | 14              |
| Archery       | 85            | 405        | —                | —           | 492              | 68               | —                 | —                | 56            | 462        | 40              |
| Armstrong     | —             | 197        | 20               | 24.         | 105              | 57               | 2                 | —                | 96            | 128        | 62              |
| Atascosa      | 291           | 836        | —                | —           | 714              | 139              | 1                 | —                | 96            | 1004       | 286             |
| Austin        | 1094          | 1864       | —                | 1.          | 2951             | 791              | 2                 | 6.               | 2185          | 1545       | 118             |
| Bandera       | 348           | 551        | 41               | —           | 551              | 340              | —                 | —                | 149           | 478        | 151             |
| Bastrop       | 1828          | 2194       | 113              | 50.         | 2211             | 2032             | 29                | —                | 2016          | 1732       | 980             |
| Baylor        | 88            | 471        | —                | 5.          | 364              | 13               | 11                | —                | 72            | 398        | 26              |
| Bee           | 301           | 1051       | 13               | —           | 969              | 257              | 1                 | —                | 229           | 1203       | 116             |
| Bell          | 1211          | 4584       | 263              | 30.         | 4104             | 1549             | 17                | 6.               | 1741          | 5433       | 1628            |
| Bexar         | 3762          | 5272       | 28               | 52.         | 7736             | 1082             | 87                | 273.             | 5001          | 5870       | 297             |
| Blanco        | 385           | 524        | 64               | 64.         | 515              | 358              | 5                 | —                | 243           | 414        | 243             |
| Borden        | 30            | 130        | 20               | —           | 99               | 37               | —                 | —                | 8             | 81         | 19              |
| Bosque        | 609           | 1729       | 179              | 11.         | 1671             | 989              | 17                | —                | 875           | 1739       | 717             |
| Bowie         | —             | —          | —                | —           | 2714             | 1111             | —                 | —                | 1922          | 2108       | 503             |
| Brazoria      | 165           | 967        | 8                | 25.         | 2636             | 324              | 4                 | —                | 1564          | 1261       | 103             |
| Brazos        | 1616          | 1786       | 46               | —           | 2395             | 324              | 1                 | —                | 1399          | 1696       | 294             |
| Brewster      | —             | 256        | —                | —           | 420              | 4                | —                 | —                | 79            | 219        | 1               |
| Briscoe       | 31            | 217        | 11               | —           | 197              | 4                | —                 | —                | 2             | 93         | 82              |
| Brown         | 632           | 1685       | 173              | 11.         | 1435             | 772              | 12                | —                | 328           | 1753       | 796             |
| Burleson      | 1351          | 1601       | 24               | 7.          | 2336             | 496              | 11                | 19.              | 1605          | 1628       | 169             |
| Burnet        | 522           | 1283       | 146              | 19.         | 1103             | 701              | 4                 | —                | 269           | 1210       | 435             |
| Caldwell      | 909           | 2167       | 129              | 33.         | 2162             | 1109             | 30                | —                | 778           | 1928       | 724             |
| Calhoun       | —             | —          | —                | —           | 344              | 120              | —                 | —                | 89            | 275        | 21              |
| Callahan      | 288           | 820        | 3                | —           | 821              | 438              | —                 | —                | 123           | 899        | 409             |
| Cameron       | 1562          | 1564       | 70               | —           | 3077             | —                | —                 | —                | 1374          | 1732       | —               |
| Camp          | 687           | 591        | —                | —           | 800              | 437              | —                 | —                | 825           | 596        | 2               |
| Carson        | 22            | 103        | 2                | —           | 110              | 1                | —                 | —                | 7             | 97         | 6               |
| Cass          | 1714          | 1373       | 462              | —           | 1967             | 1212             | 11                | —                | 1742          | 1658       | 743             |
| Castro        | —             | 116        | —                | —           | 87               | —                | —                 | —                | 8             | 80         | —               |
| Chambers      | —             | 318        | —                | —           | 333              | 104              | —                 | —                | 201           | 325        | 93              |
| Cherokee      | 1528          | 1930       | 421              | —           | 2142             | 1765             | —                 | —                | 1611          | 1935       | 353             |
| Childress     | 54            | 380        | 22               | —           | 343              | 64               | —                 | —                | 27            | 300        | 35              |
| Clay          | 271           | 1199       | 71               | 110.        | 1162             | 332              | 78                | —                | 234           | 1145       | 333             |
| Coke          | —             | —          | —                | —           | 302              | 293              | —                 | —                | 33            | 292        | 180             |
| Coleman       | 228           | 1433       | 52               | 14.         | 925              | 335              | 1                 | —                | 159           | 1003       | 400             |
| Collin        | 1750          | 5081       | 140              | 130.        | 3614             | 1438             | 57                | —                | 1301          | 6161       | 1436            |
| Collingsworth | —             | 201        | 24               | 6.          | 173              | 64               | —                 | —                | 3             | 143        | 53              |
| Colorado      | 1190          | 2019       | 51               | —           | 3783             | 353              | —                 | —                | 2045          | 1598       | 340             |
| Comal         | 501           | 722        | —                | —           | 1343             | 8                | —                 | —                | 1081          | 252        | 16              |
| Comanche      | 586           | 2304       | 1299             | 31.         | 1667             | 2109             | 22                | —                | 158           | 1361       | 1179            |
| Concho        | 75            | 206        | 24               | —           | 158              | 41               | —                 | —                | 17            | 40         | 2               |
| Cooke         | 516           | 3211       | 13               | 37.         | 2082             | 440              | 24                | —                | 827           | 3502       | 875             |
| Coryell       | 10            | 2178       | 295              | —           | 2094             | 1276             | 14                | —                | 483           | 2229       | 1255            |
| Cottle        | 29            | 157        | 12               | —           | 114              | 33               | —                 | —                | 5             | 104        | 12              |
| Crockett      | 173           | 170        | —                | —           | 402              | 1                | —                 | —                | 215           | 160        | —               |
| Crosby        | —             | —          | —                | —           | —                | —                | —                 | —                | 4             | 99         | 5               |
| Dallam        | —             | 26         | —                | —           | 85               | —                | —                 | —                | 7             | 36         | —               |
| Dallas        | 3405          | 8253       | 145              | 219.        | 6791             | 2531             | 215               | 37.              | 5655          | 9203       | 863             |
| Deaf Smith    | 29            | 185        | —                | —           | 104              | 3                | —                 | —                | 3             | 100        | 8               |
| Delta         | 613           | 1420       | 702              | 29.         | 1222             | 1473             | 5                 | —                | 307           | 1617       | 718             |
| Denton        | 956           | 3303       | 39               | 7.          | 1963             | 290              | 11                | —                | 949           | 3944       | 489             |
| DeWitt        | 1286          | 1701       | 84               | 19.         | 2181             | 1065             | 7                 | 1.               | 1776          | 1775       | 292             |
| Dickens       | 6             | 192        | 24               | —           | 146              | 41               | —                 | —                | 12            | 83         | 13              |
| Dimmit        | 114           | 144        | 19               | —           | 162              | 63               | —                 | —                | 64            | 78         | 73              |
| Donley        | 122           | 325        | 42               | 47.         | 322              | 103              | 5                 | —                | 66            | 196        | 84              |
| Duval         | 481           | 338        | —                | —           | 997              | —                | —                 | —                | 790           | 421        | —               |
| Eastland      | —             | —          | —                | —           | 1499             | 1183             | 47                | —                | 237           | 1593       | 985             |
| Ector         | —             | —          | —                | —           | 111              | 9                | —                 | —                | 8             | 68         | —               |
| Edwards       | 257           | 268        | 22               | —           | 384              | 134              | —                 | —                | 130           | 345        | 39              |
| Ellis         | 1035          | 5659       | 260              | 68.         | 3731             | 1602             | 32                | 1.               | 1763          | 6501       | 1389            |
| El Paso       | 1007          | 2492       | —                | 4.          | 2272             | 23               | —                 | —                | 1246          | 2307       | —               |
| Erath         | 1169          | 2880       | 544              | 7.          | 2407             | 2010             | 96                | —                | 923           | 2460       | 1806            |
| Falls         | 2541          | 2303       | 92               | 41.         | 3482             | 1780             | —                 | —                | 2734          | 3185       | 437             |
| Fannin        | 1869          | 5560       | 206              | 2.          | 3526             | 1812             | 12                | —                | 2329          | 5104       | 1494            |
| Fayette       | 2043          | 3546       | 181              | 30.         | 4731             | 1258             | —                 | 9.               | 3338          | 2397       | 505             |
| Fisher        | —             | 431        | 166              | 15.         | 323              | 298              | —                 | —                | 44            | 303        | 151             |

ELECTION RETURNS.

275

|                 | McKinley. | Bryan. | Barker. | Woolley. | Sayers. | Gibbs. | Bailey. | Royal. | McKinley. | Bryan. | Bryan |
|-----------------|-----------|--------|---------|----------|---------|--------|---------|--------|-----------|--------|-------|
| Floyd.....      | 50        | 265    | 37      | —        | 185     | 86     | —       | —      | 18        | 198    | 83    |
| Foard.....      | 69        | 252    | 45      | —        | 187     | 129    | —       | —      | 42        | 145    | 118   |
| Fort Bend.....  | 967       | 628    | 15      | —        | 2267    | 128    | 3       | —      | 2228      | 847    | 45    |
| Franklin.....   | —         | —      | —       | —        | 739     | 225    | 2       | —      | 76        | 973    | 391   |
| Freestone.....  | 1173      | 1460   | 206     | 12.      | 1629    | 755    | 10      | —      | 1346      | 1509   | 521   |
| Frio.....       | 235       | 507    | 34      | —        | 520     | 154    | 2       | —      | 197       | 620    | 53    |
| Galveston.....  | 2133      | 3401   | 1       | 24.      | 5879    | 632    | 179     | 100.   | 4613      | 4406   | 187   |
| Gillespie.....  | 1147      | 434    | —       | —        | 1032    | 235    | —       | —      | 1064      | 349    | 109   |
| Glasscock.....  | 5         | 16     | —       | —        | 46      | 17     | —       | —      | 49        | 38     | 5     |
| Goliad.....     | 685       | 727    | 40      | 1.       | 812     | 457    | —       | —      | 637       | 566    | 241   |
| Gonzales.....   | —         | 2489   | 556     | 17.      | 2313    | 2088   | 11      | —      | 645       | 2292   | 1522  |
| Grayson.....    | 2464      | 6440   | 75      | 48.      | 3350    | 571    | 64      | 12.    | 3353      | 7743   | 1158  |
| Gregg.....      | 970       | 737    | 20      | —        | 846     | 361    | —       | —      | 881       | 658    | 193   |
| Grimes.....     | 82        | 1594   | 245     | —        | 2224    | 2371   | 1       | —      | 2017      | 1752   | 716   |
| Guadalupe.....  | 1844      | 1605   | —       | —        | 2500    | 712    | —       | —      | 2229      | 1189   | 111   |
| Hale.....       | 46        | 280    | 33      | —        | 210     | 74     | —       | —      | 23        | 220    | 55    |
| Hall.....       | 10        | 324    | 6       | 2.       | 264     | 58     | 17      | —      | 23        | 261    | 22    |
| Hamilton.....   | 532       | 1239   | 454     | 9.       | 1144    | 1091   | 37      | —      | 354       | 1181   | 773   |
| Hansford.....   | 24        | 22     | —       | —        | 21      | 3      | —       | —      | 17        | 15     | 1     |
| Hardeman.....   | 96        | 561    | 22      | 4.       | 335     | 93     | 3       | —      | 49        | 490    | 27    |
| Hardin.....     | —         | 578    | 3       | —        | 702     | 42     | 5       | —      | 245       | 680    | 62    |
| Harris.....     | 2524      | 5527   | 19      | 29.      | 6275    | 610    | 180     | 72.    | 5765      | 6103   | 72    |
| Harrison.....   | 1122      | 1214   | 23      | 8.       | 3823    | 61     | —       | —      | 1365      | 2676   | 64    |
| Hartley.....    | —         | 110    | —       | —        | 111     | 12     | —       | —      | 19        | 91     | 6     |
| Haskell.....    | 72        | 416    | 40      | 4.       | 342     | 95     | —       | —      | 16        | 275    | 41    |
| Hays.....       | 499       | 1397   | 35      | 39.      | 1508    | 436    | 13      | —      | 692       | 1609   | 204   |
| Hemphill.....   | 55        | 150    | —       | 6.       | 152     | 2      | —       | —      | 39        | 111    | 3     |
| Henderson.....  | 919       | 1627   | 273     | 8.       | 1764    | 801    | —       | —      | 664       | 1665   | 881   |
| Hidalgo.....    | 426       | 1397   | —       | —        | 1247    | —      | —       | —      | 151       | 1083   | —     |
| Hill.....       | 1159      | 4427   | 434     | 75.      | 3680    | 2014   | 58      | —      | 1195      | 4948   | 2177  |
| Hood.....       | 366       | 1086   | 198     | —        | 908     | 620    | 5       | —      | 183       | 973    | 527   |
| Hopkins.....    | 1037      | 2516   | 310     | 137.     | 2374    | 1751   | 44      | —      | 1475      | 2424   | 517   |
| Houston.....    | 103       | 1913   | 94      | —        | 1935    | 491    | 1       | —      | 1296      | 2419   | 866   |
| Howard.....     | 1297      | 351    | 5       | —        | 235     | 134    | —       | —      | 110       | 247    | 68    |
| Hunt.....       | 1229      | 4691   | 282     | 87.      | 3903    | 1380   | 17      | —      | 1330      | 5328   | 986   |
| Irion.....      | —         | 156    | —       | —        | 142     | 14     | —       | —      | 45        | 157    | —     |
| Jack.....       | —         | —      | —       | —        | 877     | 773    | 21      | —      | 223       | 1004   | 714   |
| Jackson.....    | 334       | 440    | 40      | —        | 574     | 441    | —       | —      | 438       | 418    | 188   |
| Jasper.....     | 587       | 518    | 43      | 8.       | 634     | 405    | 2       | —      | 367       | 573    | 253   |
| Jeff Davis..... | 155       | 93     | —       | —        | 246     | —      | —       | —      | 102       | 46     | —     |
| Jefferson.....  | —         | —      | —       | —        | —       | —      | —       | —      | 942       | 1038   | 123   |
| Johnson.....    | 1057      | 3586   | 431     | 18.      | 3370    | 2043   | 21      | —      | 869       | 3736   | 1629  |
| Jones.....      | 142       | 747    | 263     | —        | 512     | 419    | —       | —      | 44        | 536    | 380   |
| Karnes.....     | 203       | 993    | 142     | 4.       | 850     | 476    | 2       | —      | 389       | 840    | 529   |
| Kaufman.....    | —         | —      | —       | —        | 2882    | 776    | 13      | —      | 1211      | 3734   | 836   |
| Kendall.....    | 485       | 266    | 17      | —        | 508     | 229    | —       | —      | 506       | 216    | 51    |
| Kent.....       | 9         | 169    | 16      | 2.       | 95      | 49     | 1       | —      | 112       | 217    | 20    |
| Kerr.....       | 238       | 558    | 11      | —        | 743     | 78     | 9       | —      | 391       | 465    | 108   |
| Kimble.....     | 158       | 288    | —       | —        | 229     | 165    | 2       | —      | 96        | 325    | —     |
| King.....       | 6         | 119    | —       | —        | 102     | 1      | —       | —      | 1         | 88     | —     |
| Kinney.....     | 190       | 179    | —       | —        | 297     | 5      | —       | —      | 467       | 149    | —     |
| Knox.....       | 34        | 413    | 42      | 3.       | 236     | 96     | —       | —      | 13        | 237    | 55    |
| Lamar.....      | 1619      | 4187   | 156     | 19.      | 3200    | 1336   | 6       | —      | 2191      | 4621   | 1350  |
| Lampasas.....   | —         | 848    | 126     | 48.      | 897     | 502    | 14      | 6.     | 230       | 677    | 473   |
| LaSalle.....    | 323       | 180    | —       | —        | 351     | 21     | —       | —      | 231       | 243    | —     |
| Lavaca.....     | 996       | 2868   | 203     | 3.       | 3221    | 1406   | 2       | —      | 1476      | 2699   | 1206  |
| Lee.....        | 1125      | 1184   | 26      | 40.      | 1323    | 1177   | 7       | —      | 1329      | 960    | 267   |
| Leon.....       | —         | 1680   | —       | —        | 1549    | 1031   | —       | —      | 1012      | 1518   | 537   |
| Liberty.....    | 496       | 956    | 43      | —        | 973     | 851    | 4       | —      | 463       | 700    | 190   |
| Limestone.....  | 1114      | 3143   | 229     | 49.      | 2729    | 1664   | 30      | —      | 1169      | 3153   | 1787  |
| Lipscomb.....   | 60        | 135    | —       | —        | 129     | 6      | —       | —      | 30        | 98     | 2     |
| Live Oak.....   | 57        | 406    | 3       | —        | 376     | 104    | 2       | —      | 50        | 417    | 89    |
| Llano.....      | 362       | 748    | 117     | 21.      | 796     | 430    | 17      | —      | 149       | 858    | 297   |
| Loving.....     | —         | —      | —       | —        | —       | —      | —       | —      | 30        | 50     | 4     |
| Lubbock.....    | —         | 165    | 5       | —        | 122     | 1      | 1       | —      | 7         | 87     | 6     |
| Madison.....    | 500       | 953    | 227     | —        | 748     | 690    | 3       | —      | 299       | 790    | 622   |
| Marion.....     | 789       | 390    | 13      | —        | 429     | 454    | —       | —      | 1408      | 611    | 93    |
| Martin.....     | 11        | 83     | —       | —        | 113     | 6      | —       | —      | 22        | 97     | —     |
| Mason.....      | 339       | 602    | 74      | —        | 624     | 397    | 1       | —      | 292       | 496    | —     |
| Matagorda.....  | 259       | 347    | 6       | 1.       | 627     | 67     | —       | —      | 561       | 449    | 222   |
| Maverick.....   | 416       | 407    | —       | 5.       | 706     | —      | —       | —      | 317       | 517    | 170   |
| McCulloch.....  | 290       | 512    | 44      | —        | 477     | 207    | 1       | 3.     | 132       | 894    | 180   |
| McLennan.....   | 1088      | 4808   | 57      | 47.      | 3637    | 1116   | 65      | 13.    | 4126      | 6511   | 873   |
| McMullen.....   | 14        | 138    | 1       | —        | 135     | 9      | —       | —      | 53        | 141    | 7     |
| Medina.....     | 535       | 881    | 15      | 6.       | 1085    | 248    | —       | —      | 580       | 732    | 84    |
| Menard.....     | 167       | 312    | 17      | 1.       | 381     | 73     | 1       | —      | 124       | 294    | 55    |
| Midland.....    | 76        | 275    | —       | 10.      | 307     | 37     | 10      | —      | 45        | 272    | 17    |
| Milam.....      | 1479      | 3406   | 293     | 10.      | 3911    | 1835   | —       | —      | 2190      | 3690   | 984   |
| Mills.....      | 331       | 690    | 273     | 7.       | 685     | 555    | 4       | 3.     | 180       | 604    | 537   |
| Mitchell.....   | 141       | 451    | —       | 6.       | 473     | 92     | 4       | —      | 147       | 338    | 80    |
| Montague.....   | 347       | 3052   | 88      | 38.      | 2254    | 689    | 14      | —      | 375       | 3552   | 1063  |
| Montgomery..... | 897       | 1380   | 116     | —        | 1288    | 500    | 6       | —      | 933       | 1489   | 454   |
| Moore.....      | 7         | 27     | —       | —        | 18      | 11     | —       | —      | 3         | 24     | 12    |
| Morris.....     | —         | —      | —       | —        | 897     | 461    | —       | —      | 506       | 784    | 220   |

|                    | McKinley. | Bryan. | Barker. | Woolley. | Sayers. | Gibbs. | Bailey. | Royal. | McKinley. | Bryan. | Bryan |
|--------------------|-----------|--------|---------|----------|---------|--------|---------|--------|-----------|--------|-------|
| Motley.....        | 4         | 283    | —       | —        | 183     | 12     | —       | —      | 7         | 134    | 23    |
| Nacogdoches.....   | 1034      | 1897   | 932     | —        | 1376    | 1303   | —       | —      | 830       | 1766   | 1128  |
| Navarro.....       | 1911      | 4033   | 610     | 77.      | 3332    | 2323   | 43      | —      | 2113      | 3885   | 2103  |
| Newton.....        | 350       | 739    | 59      | 3.       | 919     | 115    | 7       | —      | 345       | 503    | 117   |
| Nolan.....         | 130       | 395    | 39      | 11.      | 358     | 158    | —       | —      | 26        | 263    | 93    |
| Nueces.....        | 461       | 1140   | —       | —        | 1866    | 110    | —       | —      | 554       | 1525   | 10    |
| Ochiltree.....     | 22        | 22     | —       | —        | 40      | 1      | —       | —      | 9         | 28     | 1     |
| Oldham.....        | 21        | 82     | —       | —        | 92      | —      | —       | —      | 2         | 69     | 6     |
| Orange.....        | 393       | 842    | 9       | 4.       | 770     | 314    | 14      | —      | 426       | 795    | 60    |
| Palo Pinto.....    | 341       | 1366   | 252     | 29.      | 1057    | 781    | 44      | —      | 196       | 1156   | 728   |
| Panola.....        | 678       | 1764   | 17      | —        | 1376    | 226    | —       | —      | 291       | 2219   | 376   |
| Parker.....        | 552       | 2571   | 492     | —        | 2342    | 1631   | 13      | —      | 657       | 3111   | 1332  |
| Pecos.....         | —         | —      | —       | —        | 266     | —      | —       | —      | 60        | 196    | 1     |
| Polk.....          | 888       | 1137   | 307     | 3.       | 1283    | 903    | 8       | —      | 589       | 1273   | 625   |
| Potter.....        | 97        | 331    | 3       | 4.       | 264     | 56     | —       | 1.     | 52        | 228    | 71    |
| Presidio.....      | 420       | 253    | —       | —        | 824     | 2      | 2       | —      | 418       | 517    | —     |
| Rains.....         | 454       | 543    | 117     | —        | 520     | 519    | —       | —      | 215       | 581    | 247   |
| Randall.....       | —         | 216    | 4       | 7.       | 118     | 37     | —       | —      | 1         | 94     | 30    |
| Red River.....     | 843       | 2602   | 362     | 8.       | 3179    | 2638   | 17      | —      | 1563      | 2900   | 731   |
| Reeves.....        | 49        | 559    | 1       | —        | 453     | 13     | —       | —      | 45        | 605    | 13    |
| Refugio.....       | 84        | 192    | —       | —        | 309     | 32     | —       | —      | 147       | 173    | 6     |
| Roberts.....       | 79        | 213    | 20      | —        | 169     | 33     | —       | —      | 19        | 123    | 15    |
| Robertson.....     | 1247      | 1867   | —       | 6.       | 2784    | 272    | 3       | —      | 2690      | 2447   | 422   |
| Rockwall.....      | 121       | 1140   | 50      | 23.      | 718     | 240    | 16      | —      | 267       | 1144   | 139   |
| Runnels.....       | 74        | 612    | 3       | 2.       | 452     | 266    | 10      | 2.     | 109       | 418    | 197   |
| Rusk.....          | 1627      | 2243   | 180     | 1.       | 2278    | 812    | 2       | —      | 1674      | 2181   | 473   |
| Sabine.....        | —         | —      | —       | —        | 630     | 554    | 4       | —      | 83        | 462    | 502   |
| San Augustine..... | 333       | 673    | 296     | —        | 566     | 756    | —       | —      | 265       | 657    | 592   |
| San Jacinto.....   | 524       | 862    | 23      | —        | 1030    | 325    | —       | —      | 770       | 710    | 215   |
| San Patricio.....  | 40        | 460    | —       | —        | 400     | 27     | 2       | —      | 71        | 531    | 26    |
| San Saba.....      | 341       | 1082   | 111     | 3.       | 871     | 524    | 2       | —      | 118       | 711    | 471   |
| Scurry.....        | 161       | 376    | 261     | —        | 306     | 317    | 5       | —      | 39        | 177    | 156   |
| Shackelford.....   | 73        | 250    | —       | 3.       | 225     | 100    | —       | —      | 117       | 288    | 107   |
| Shelby.....        | —         | —      | —       | —        | 1371    | 370    | 66      | —      | 186       | 2162   | 882   |
| Sherman.....       | 9         | 24     | —       | —        | 25      | —      | —       | —      | 8         | 6      | —     |
| Smith.....         | 2470      | 2706   | 124     | 39.      | 3132    | 1641   | 14      | —      | 2303      | 3395   | 622   |
| Somervell.....     | 143       | 380    | 151     | —        | 628     | 337    | —       | —      | 23        | 25     | 312   |
| Starr.....         | 857       | 1249   | —       | —        | 1138    | 14     | —       | —      | 732       | 1035   | —     |
| Stephens.....      | 45        | 735    | 186     | 7.       | 568     | 475    | 3       | —      | 13        | 672    | 290   |
| Sterling.....      | 44        | 141    | 56      | —        | 97      | 111    | —       | —      | 22        | 113    | 85    |
| Stonewall.....     | 107       | 305    | —       | —        | —       | —      | —       | —      | 17        | 126    | 78    |
| Sutton.....        | 158       | 176    | —       | —        | 315     | 53     | —       | —      | 186       | 175    | —     |
| Swisher.....       | 50        | 148    | 6       | 1.       | 127     | 68     | —       | —      | 15        | 115    | 78    |
| Tarrant.....       | —         | 5277   | 167     | 60.      | 3904    | 1101   | 30      | —      | 2293      | 6882   | 1063  |
| Taylor.....        | 440       | 1253   | 139     | —        | 1140    | 705    | 3       | —      | 246       | 868    | 458   |
| Throckmorton.....  | 54        | 250    | 36      | 4.       | 183     | 100    | 2       | —      | 52        | 185    | 86    |
| Titus.....         | 445       | 956    | 214     | —        | 1081    | 665    | 40      | —      | 345       | 1129   | 742   |
| Tom Green.....     | 235       | 602    | 1       | 2.       | 656     | 59     | 2       | —      | 465       | 740    | 37    |
| Travis.....        | 2601      | 4194   | 104     | 27.      | 4661    | 1779   | 53      | 15.    | 4138      | 3737   | 292   |
| Trinity.....       | 517       | 1110   | 44      | —        | 910     | 566    | 1       | —      | 443       | 762    | 508   |
| Tyler.....         | 522       | 1215   | 53      | 53.      | 971     | 218    | 3       | —      | 430       | 1273   | 271   |
| Upsbur.....        | —         | —      | —       | —        | —       | —      | —       | —      | 822       | 1466   | 452   |
| Val Verde.....     | 280       | 528    | —       | 3.       | 602     | 302    | —       | 3.     | 515       | 536    | 2     |
| Val Verde.....     | 227       | 571    | —       | —        | 674     | 15     | 1       | —      | 200       | 408    | —     |
| Van Zandt.....     | 855       | 2276   | 586     | 14.      | 2169    | 1836   | 9       | —      | 691       | 2390   | 1230  |
| Victoria.....      | —         | —      | —       | —        | 2002    | 445    | 1       | —      | 1338      | 845    | 39    |
| Walker.....        | 1131      | 1299   | 95      | —        | 1552    | 762    | —       | —      | 1057      | 1205   | 256   |
| Waller.....        | 760       | 971    | 1       | —        | 2417    | 361    | 1       | —      | 1495      | 1197   | 221   |
| Ward.....          | —         | —      | —       | —        | 161     | 73     | —       | —      | 71        | 93     | 9     |
| Washington.....    | 1371      | 1811   | —       | 1.       | 3519    | 249    | 9       | —      | 4138      | 1654   | 40    |
| Webb.....          | 1770      | 1103   | —       | —        | 1850    | 3      | —       | —      | 2067      | 1183   | 1     |
| Wharton.....       | 535       | 778    | 5       | 1.       | 1030    | 157    | 1       | —      | 1166      | 844    | 46    |
| Wheeler.....       | —         | —      | —       | —        | 73      | 5      | —       | —      | 21        | 77     | 4     |
| Wichita.....       | 215       | 907    | 18      | 3.       | 948     | 130    | 22      | —      | 165       | 720    | 180   |
| Wilbarger.....     | 138       | 626    | 14      | —        | 603     | 176    | 29      | —      | 137       | 743    | 129   |
| Williamson.....    | 1812      | 3673   | 435     | 69.      | 3541    | 1750   | 74      | —      | 2151      | 3919   | 1164  |
| Wilson.....        | 477       | 1300   | 96      | 2.       | 1686    | 1019   | —       | —      | 191       | 1716   | 586   |
| Wise.....          | 703       | 2936   | 319     | —        | 2489    | 1297   | 9       | —      | 540       | 3581   | 1447  |
| Wood.....          | 933       | 1625   | 153     | 12.      | 1631    | 949    | 3       | —      | 778       | 1750   | 816   |
| Young.....         | 153       | 658    | 72      | 79.      | 743     | 215    | 4       | —      | 39        | 809    | 306   |
| Zapata.....        | 492       | 102    | —       | —        | 673     | —      | —       | —      | 390       | 14     | —     |
| Zavalla.....       | 35        | 126    | 7       | —        | 105     | 15     | —       | —      | 20        | 119    | 18    |
| Total.....         | 130641    | 267423 | 20891   | 2644.    | 291548  | 114955 | 2437    | 552.   | 167520    | 290862 | 79572 |
| Plurality.....     | —         | 136791 | —       | —        | 176933  | —      | —       | —      | —         | 186914 | —     |
| Per cent.....      | 30.83     | 63.12  | 4.95    | .62.     | 71.72   | 23.28  | .59     | .11.   | 30.75     | 53.39  | 14.60 |
| Scattering.....    | —         | 2008   | —       | —        | —       | —      | —       | —      | —         | —      | —     |
| Total vote.....    | —         | 423706 | —       | —        | —       | 40554  | —       | —      | 544786    | —      | —     |

NOTE.—Unorganized counties omitted.

\*The vote was for McKinley and Hobart electors, Bryan and Sewall electors, Bryan and Watson electors, Palmer and Buckner electors and Levering and Johnson electors.

In 1896 Palmer, G. D., received 5,046 and Levering, Pro., 1,786 votes for president.

Where no vote is given no returns were received or the counties are unorganized and held no election.



FOR REPRESENTATIVES IN CONGRESS, 1900.

|  |   |   |   |   |  |  |   |  |  |
|--|---|---|---|---|--|--|---|--|--|
| 1. The counties of Chambers, Freestone, Grimes, Harris, Leon, Madison, Montgomery, Trinity, Walker and Waller.<br>Thomas H. Ball, Dem..... 17,515<br>S. E. Tracy, Rep..... 7,661 | 2. The counties of Anderson, Angelina, Cherokee, Hardin, Harrison, Houston, Jasper, Jefferson, Liberty, Nacogdoches, Newton, Orange, Panola, Polk, Sabine, San Augustine, San Jacinto, Shelby, Tyler.<br>Samuel B. Cooper, Dem..... 28,881<br>Wallace, Pop..... 1,730 | 3. The counties of Gregg, Henderson, Hunt, Rains, Rockwall, Rusk, Smith, Upshur, Van Zandt and Wood.<br>R. C. De Graffenreid, Dem..... 18,673<br>C. G. White, Rep..... 12,015 | 4. The counties of Bowie, Camp, Cass, Delta, Franklin, Hopkins, Lamar, Marion, Morris, Red River and Titus.<br>John L. Sheppard, Dem..... 17,560<br>J. C. Gibbons, Rep..... 9,818<br>Darwin, Pop..... 1,947 | 5. The counties of Collin, Cooke, Denton, Fannin, Grayson and Montague.<br>C. B. Randall, Dem..... 25,377<br>Samuel Hampton, Pop..... 1,783<br>Thomas, Rep..... 2,499 | 6. The counties of Bosque, Dallas, Ellis, Hill, Johnson, Kaufman and Navarro.<br>Robert E. Burke, Dem..... 32,773<br>A. M. Lumpkin, Pop..... 7,377<br>O. F. Dornblazer, Rep..... 1,694 | 7. The counties of Bell, Brazos, Falls, Limestone, McLennan, Milam and Robertson.<br>Robert L. Henry, Dem..... 27,268<br>Harrison, Pop..... 1,206<br>J. E. Boynton, Rep..... 1,044 | 8. The counties of Brown, Coleman, Comanche, Coryell, Erath, Hamilton, Hood, Lampasas, Mills, Parker, Runnels, Somervell and Tarrant.<br>S. W. T. Lanham, Dem..... 23,124<br>N. A. Dodge, Rep..... 3,267<br>Daley, Pop..... 4,798 | 9. The counties of Bastrop, Burleson, Burnet, Caldwell, Hays, Lee, Travis, Washington and Willamson.<br>A. S. Burleson, Dem..... 23,967<br>Nat. Q. Henderson, Rep..... 2,534 | 10. The counties of Austin, Brazoria, Colorado, Fayette, Fort Bend, Galveston, Gonzales, Lavaca and Matagorda.<br>George F. Burgess, Dem..... 18,313<br>Walter C. Jones, Rep..... 12,319 |
|--|---|---|---|---|--|--|---|--|--|

|  |   |  |
|--|---|--|
| 11. The counties of Aransas, Atascosa, Bee, Calhoun, Cameron, De Witt, Dimmit, Duval, Encinal, Frio, Goliad, Guadalupe, Hidalgo, Jackson, Karnes, LaSalle, Live Oak, McMullen, Nueces, Refugio, San Patricio, Starr, Uvalde, Victoria, Webb, Wharton, Wilson, Zapata and Zavala.<br>Rudolph Kleberg, Dem..... 18,618<br>R. B. Couch, Rep..... 13,467 | 12. The counties of Bandera, Bexar, Blanco, Brewster, Buchel, Coke, Comal, Concho, Crane, Crockett, Ector, Edwards, Foley, Gillespie, Glasscock, Irion, Jeff Davis, Kendall, Kerr, Kimble, Kinney, Llano, Mason, Maverick, McCulloch, Medina, Menard, Midland, Pecos, Presidio, San Saba, Schleicher, Sterling, Sutton, Tom Green, Upton and Val Verde.<br>James L. Slayden, Dem..... 16,881<br>C. C. Drake, Rep..... 9,247 | 13. The counties of Andrews, Archer, Armstrong, Bailey, Baylor, Borden, Briscoe, Callahan, Carson, Castro, Childress, Clay, Cochran, Collingsworth, Gottle, Crosby, Dallam, Dawson, Deaf Smith, Dickens, Donley, Eastland, El Paso, Fisher, Floyd, Foard, Gaines, Garza, Gray, Greer, Hale, Hall, Hansford, Hardeman, Hartley, Haskell, Hemphill, Hockley, Howard, Hutchinson, Jack, Jones, Kent, King, Knox, Lamb, Lipscomb, Loving, Lubbock, Lynn, Martin, Mitchell, Moore, Motley, Nolan, Ochiltree, Oldham, Palo Pinto, Parmer, Potter, Randall, Reeves, Roberts, Scurry, Shackelford, Sherman, Stephens, Stonewall, Swisher, Taylor, Terry, Throckmorton, Ward, Wheeler, Wichita, Wilbarger, Winkler, Wise, Yoakum and Young.<br>John H. Stephens, Dem..... 28,025<br>C. W. Johnson, Rep..... 4,511 |
|--|---|--|

LEGISLATURE.

|                 |         |        |      |
|-----------------|---------|--------|------|
|                 | Senate. | House. | J.B. |
| Democrats ..... | 31      | 127    | 158  |
| People's .....  | —       | 1      | 1    |

STATE OFFICERS.

Governor—Joseph D. Sayers, Dem.  
Lieutenant-Governor—J. N. Browning, Dem.  
Attorney-General—Thomas S. Smith, Dem.  
Comptroller—R. M. Love, Dem.  
Treasurer—John W. Robbins, Dem.  
Commissioner of Land Office—Charles Rogan, Dem.  
Railroad Commissioner—L. J. Storey, Dem.  
Chief Justice Superior Court—R. R. Gaines, Dem.  
Associate Justice—F. A. Williams, Dem.

UTAH.

COUNTIES.  
(27)

|                | PRES. 1900 |      | PRESIDENT '96 |      | GOV. '95 |        |        |
|----------------|------------|------|---------------|------|----------|--------|--------|
|                | Rep.       | Dem. | Rep.          | Dem. | G.D.     | Rep.   | Dem.   |
| Beaver.....    | 682        | 629  | 205           | 1051 | Palmer.  | Wells. | Caine. |
| Box Elder..... | 1635       | 1460 | 735           | 1879 | —        | 404    | 300    |
| Cache.....     | 2820       | 3082 | 829           | 4395 | —        | 728    | 663    |
| Carbon.....    | 748        | 621  | 85            | 693  | —        | 1266   | 1626   |
| Davis.....     | 1238       | 1380 | 450           | 1753 | —        | 301    | 155    |
| Emery.....     | 636        | 798  | 231           | 985  | —        | 424    | 604    |
| Garfield.....  | 649        | 395  | 249           | 615  | —        | 315    | 381    |
| Grand.....     | 178        | 204  | 28            | 246  | —        | 256    | 212    |
| Iron.....      | 628        | 708  | 205           | 806  | —        | 139    | 31     |
| Juab.....      | 1532       | 1986 | 439           | 2360 | —        | 307    | 247    |
| Kane.....      | 392        | 161  | 288           | 230  | —        | 708    | 456    |
| Millard.....   | 938        | 844  | 166           | 1384 | —        | 168    | 84     |
|                |            |      |               |      |          | 536    | 350    |

|                 | McKinley. | Bryan.  | McKinley. | Bryan. | Palmer. | Wells. | Caird. | W'r   | ce |
|-----------------|-----------|---------|-----------|--------|---------|--------|--------|-------|----|
| Morgan.....     | 391       | 863..   | 138       | 582    | ---     | 213    | 176    | 11    | 1  |
| Plute.....      | 390       | 280..   | 34        | 555    | ---     | 101    | 135    | 22    | 1  |
| Rich.....       | 387       | 282..   | 162       | 403    | ---     | 159    | 179    | 22    | 1  |
| Salt Lake.....  | 13493     | 12840.. | 2575      | 1817   | 21..    | 5223   | 4118   | 1031  | 1  |
| San Juan.....   | 81        | 72..    | 8         | 167    | ---     | 37     | 58     | 2     | 2  |
| San Pete.....   | 3575      | 2441..  | 1813      | 3387   | ---     | 1559   | 1390   | 18    | 1  |
| Sevier.....     | 1581      | 1261..  | 497       | 1858   | ---     | 679    | 559    | 7     | 1  |
| Summit.....     | 1555      | 1763..  | 245       | 3402   | ---     | 1293   | 835    | 181   | 1  |
| Tooele.....     | 1259      | 1114..  | 274       | 1684   | ---     | 590    | 333    | 16    | 1  |
| Utah.....       | 639       | 773..   | 112       | 890    | ---     | 181    | 245    | 137   | 1  |
| Utah.....       | 5698      | 5391..  | 2039      | 7375   | ---     | 2541   | 2544   | 106   | 1  |
| Wasatch.....    | 723       | 731..   | 51        | 1333   | ---     | 364    | 431    | 4     | 4  |
| Washington..... | 409       | 1003..  | 170       | 1210   | ---     | 225    | 510    | 3     | 3  |
| Wayne.....      | 324       | 282..   | 78        | 405    | ---     | 123    | 178    | 1     | 1  |
| Weber.....      | 4585      | 4092..  | 1373      | 6343   | ---     | 2048   | 1719   | 235   | 1  |
| Total.....      | 47139     | 45006.. | 31491     | 64607  | 21..    | 20833  | 13519  | 2051  | 1  |
| Plurality.....  | 2133      | ..      | ..        | 33116  | ..      | ..     | ..     | 2314  | .. |
| Percent.....    | 50.59     | 48.30.. | 32.76     | 67.21  | .02..   | 50.31  | 44.72  | 4.95  | .. |
| Scattering..... | 1035      | ..      | ..        | ..     | ..      | ..     | ..     | ..    | .. |
| Total vote..... | 93180     | ..      | ..        | 96124  | ..      | ..     | ..     | 41403 | .. |

Scattering vote: S. L., 106; S. D., 720; Pro., 209.

FOR REPRESENTATIVE IN CONGRESS, 1900.

|                             |        |
|-----------------------------|--------|
| George Sutherland, Rep..... | 46,180 |
| William H. King, Dem.....   | 45,939 |

LEGISLATURE.

|                  | Senate. | House. | J. B. |
|------------------|---------|--------|-------|
| Republicans..... | 8       | 29     | 37    |
| Democrats.....   | 10      | 16     | 26    |

STATE OFFICERS.

(All republicans.)

|                                  |
|----------------------------------|
| Governor—Haber M. Wells.         |
| Secretary—J. T. Hammond.         |
| Attorney-General—M. A. Breeden.  |
| Treasurer—John D. Dixon.         |
| Auditor—C. S. Tingey.            |
| Sup't of Education—A. C. Nelson. |

VERMONT.

| COUNTIES.<br>(14) | —PRESIDENT 1900— |       |      | —GOV. 1898— |       |       | —PRESIDENT 1896— |       |            |      |
|-------------------|------------------|-------|------|-------------|-------|-------|------------------|-------|------------|------|
|                   | Rep.             | Dem.  | Pro. | Rep.        | Dem.  | Pro.  | Rep.             | Dem.  | G. D. Pro. |      |
| Addison.....      | 3286             | 467   | 25   | 25..        | 3800  | 530   | 116..            | 4314  | 404        | 36   |
| Bennington.....   | 2096             | 871   | 30   | 8..         | 2908  | 1138  | 65..             | 3086  | 653        | 61   |
| Caledonia.....    | 2367             | 817   | 25   | 52..        | 2405  | 334   | 111..            | 3474  | 729        | 130  |
| Chittenden.....   | 3307             | 1822  | 53   | 27..        | 3983  | 2354  | 105..            | 4743  | 1416       | 89   |
| Essex.....        | 758              | 858   | 5    | 2..         | 718   | 861   | 281..            | 873   | 277        | 33   |
| Franklin.....     | 2737             | 1316  | 17   | 57..        | 3691  | 1572  | 98..             | 3444  | 1150       | 107  |
| Grand Isle.....   | 356              | 146   | 6    | 10..        | 482   | 219   | 7..              | 426   | 138        | 31   |
| Lamolle.....      | 1742             | 418   | 15   | 26..        | 1487  | 387   | 45..             | 2061  | 440        | 23   |
| Orange.....       | 2515             | 740   | 22   | 62..        | 2450  | 902   | 109..            | 3067  | 567        | 121  |
| Orleans.....      | 2749             | 441   | 14   | 21..        | 2493  | 443   | 42..             | 3412  | 442        | 56   |
| Rutland.....      | 5901             | 1874  | 49   | 80..        | 4885  | 2376  | 100..            | 6794  | 1661       | 161  |
| Washington.....   | 3819             | 1622  | 65   | 35..        | 3585  | 1863  | 106..            | 4476  | 1396       | 177  |
| Windham.....      | 3948             | 1014  | 23   | 11..        | 2684  | 897   | 80..             | 4829  | 670        | 190  |
| Windsor.....      | 5227             | 943   | 19   | 15..        | 3541  | 770   | 65..             | 6128  | 674        | 126  |
| Total.....        | 42568            | 12849 | 368  | 431..       | 38555 | 14686 | 1075..           | 51127 | 10637      | 1331 |
| Plurality.....    | 29719            | ..    | ..   | ..          | 23869 | ..    | ..               | 40490 | ..         | ..   |
| Percent.....      | 75.94            | 22.85 | .65  | .76..       | 70.95 | 27.03 | 1.98..           | 80.08 | 16.66      | 2.09 |
| Total vote.....   | 56216            | ..    | ..   | ..          | 54337 | ..    | ..               | 63828 | ..         | ..   |

\*This is the combined democratic and populist vote. The Bryan and Sewall electors received 10,179 votes and the Bryan and Watson electors 458.

FOR REPRESENTATIVES IN CONGRESS, 1900.

|  |                           |        |
|--|---------------------------|--------|
| 1. Counties of Addison, Bennington, Chittenden, Franklin, Grand Isle, Lamolle and Rutland. | David J. Foster, Rep..... | 22,845 |
|  | Ozro Meacham, Dem.....    | 9,441  |
|  | Henry M. Seeley, Pro..... | 796    |
|  | Scattering.....           | 273    |

LEGISLATURE.

|                  | Senate. | House. | J. B. |
|------------------|---------|--------|-------|
| Republicans..... | 30      | 196    | 226   |
| Democrats.....   | —       | 48     | 48    |
| Ind. Dem.....    | —       | 1      | 1     |

STATE OFFICERS.

(All republicans.)

|  |                                      |
|--|--------------------------------------|
| 2. Counties of Caledonia, Essex, Orange, Orleans, Washington, Windham and Windsor. | Governor—William W. Stickney.        |
| Kittridge Hoskins, Rep.....  | Lieutenant-Governor—Martin F. Allen. |
| George T. Swazey, Dem.....   | Treasurer—John L. Bacon.             |
| Scattering.....  | Secretary—Fred A. Howland.           |
|  | Auditor—Orion M. Barber.             |

VIRGINIA.

| COUNTIES. AT-Y-GEN.*1901<br>(100) | —PRESIDENT 1900— |        |      | —GOV. 1897— |      |      | —PRESIDENT 1896— |       |               |      |
|-----------------------------------|------------------|--------|------|-------------|------|------|------------------|-------|---------------|------|
|                                   | Dem.             | Rep.   | Pro. | Dem.        | Pro. | Rep. | Rep.             | Dem.  | Pro. S.L.G.D. |      |
| Accomac.....                      | 1659             | 748..  | 1490 | 3210        | 69.. | 1405 | 79               | 145.. | 1675          | 3115 |
| Albemarle.....                    | 1497             | 1213.. | 1671 | 2411        | 20.. | 1178 | 24               | 732.. | 1918          | 2628 |
| Alexandria city.....              | 1248             | 686..  | 935  | 2003        | 6..  | 1298 | 30               | 469.. | 1281          | 1830 |
| Alexandria county.....            | 268              | 265..  | 421  | 413         | 2..  | 249  | 1                | 248.. | 713           | 322  |
| Alleghany.....                    | 736              | 1064.. | 1451 | 841         | 37.. | 487  | 91               | 644.. | 1711          | 720  |
| Amelia.....                       | 565              | 346..  | 990  | 1516        | 4..  | 1310 | 56               | 777.. | 1190          | 1751 |
| Amherst.....                      | 1374             | 1656.. | 838  | 608         | 12.. | 496  | 15               | 416.. | 899           | 663  |



|                     |  |  |                                |
|---------------------|--|--|--------------------------------|
| Richmond city.....  | Anderson. Groser. McKinley. Bryan. 5322 360. 2729 6095 | Woolley. Tyler. Cutler. McCaul. McKinley. Bryan. 71. 3839 4 505. 1160 7839 | Lever's Match*Palma's 99 5 334 |
| Richmond county.... | 418 109. 574 692                                       | 3. 576 64 330. 667 667   | 3 — 7                          |
| Roanoke city.....   | 1669 1136. 1120 1761                                   | 53. 1529 85 702. 1637 2065   | 58 2 33                        |
| Roanoke county..... | 762 907. 1188 942                                      | 58. 726 29 807. 1484 1114  | 36 1 12                        |
| Rockbridge.....     | 1497 1600. 2223 1658                                   | 22. 1430 14 1287. 2290 1634  | 17 — 130                       |
| Rockingham.....     | 2082 2313. 2572 2852                                   | 103. 2169 37 1557. 3524 2308   | 100 — 27                       |
| Russell.....        | 1487 704. 1377 1956                                    | 6. 1456 15 956. 1475 1530  | 9 1 4                          |
| Scott.....          | 1473 1292. 1659 1813                                   | 3. 1755 39 1226. 2206 1738   | 4 1 11                         |
| Shenandoah.....     | 1383 1518. 1932 1965                                   | 40. 1638 110 846. 2102 2052  | 51 — 47                        |
| Smyth.....          | 1205 1271. 1794 1252                                   | 12. 1134 10 734. 1546 1407   | 8 4 7                          |
| Southampton.....    | 1605 357. 610 1708                                     | 15. 1503 7 274. 459 1438   | 14 — 6                         |
| Spotsylvania.....   | 608 587. 817 774                                       | 5. 490 3 331. 903 877  | 4 — 4                          |
| Stafford.....       | 537 622. 837 648                                       | 1. 591 3 555. 1084 629   | 3 — 3                          |
| Staunton.....       | 540 184. 375 612                                       | 70. 627 36 167. 556 713  | 92 1 42                        |
| Surrey.....         | 627 167. 473 839                                       | 22. 667 3 226. 609 709   | 5 — 5                          |
| Sussex.....         | 633 156. 430 733                                       | 1. 685 7 140. 418 769  | 2 — 4                          |
| Tazewell.....       | 886 1317. 2693 1312                                    | 8. 1396 46 1270. 2525 1582   | 8 — 9                          |
| Warren.....         | 608 215. 462 1063                                      | 19. 770 13 145. 575 1172   | 25 — 20                        |
| Warwick.....        | 614 125. 336 526                                       | — 536 5 80. 577 238  | 1 — 2                          |
| Washington.....     | 1744 1612. 2498 2291                                   | 10. 1917 31 1632. 2669 2374  | 20 — 16                        |
| Westmoreland.....   | 412 219. 597 691                                       | 10. 472 1 237. 827 705   | 2 1 8                          |
| Williamsburg.....   | 151 37. 88 161   | 7. 112 6 65. 90 113  | 3 — 1                          |
| Winchester.....     | 335 269. 423 593                                       | 10. 303 6 75. 447 490  | 22 1 27                        |
| Wise.....           | 945 988. 1725 1215                                     | 15. 625 2 527. 1230 966  | — 1 6                          |
| Wythe.....          | 1626 1296. 1932 1607                                   | 6. 1565 5 1023. 1882 1683  | 9 4 71                         |
| York.....           | 372 94. 631 551  | — 693 12 145. 223 722  | 16 — 1                         |

|                 |                             |  |
|-----------------|-----------------------------|--|
| Total.....      | 115909 72586 .115865 146080 | 2150. 109655 2743 56840 .135308 154709 2350 108 2129 |
| Plurality.....  | 43323 .. 30215              | .. 52815 .. 19341                                    |
| Percent.....    | 60.44 37.91. 43.87 55.31    | .81. 64.43 1.61 33.40. 45.83 52.62 .79 .04 .72       |
| Scattering..... | .. ..                       | .. 946 ..  |
| Total vote..... | 191744 .. 264005            | .. 170134 .. 294664                                  |

In 1901 Lee, Pro. for attorney-general, received 2,324 and Downey, S. L., 925 votes.

\*Vote for governor not canvassed until after meeting of legislature. Practically the same vote was cast for all democratic candidates.

FOR REPRESENTATIVES IN CONGRESS, 1900.

1. The counties of Accomac, Caroline, Essex, Gloucester, King and Queen, Lancaster, Matthews, Middlesex, Northampton, Northumberland, Richmond, Spotsylvania, Westmoreland and city of Fredericksburg.

J. M. Stubbs, Rep..... 8,737  
W. A. Jones, Dem..... 16,076

2. The counties of Charles City, Elizabeth City, Isle of Wight, James City, Nansemond, Norfolk, Princess Anne, Southampton, Surrey, Warwick, York, and the cities of Newport News, Norfolk, Portsmouth and Williamsburg.

R. A. Wise, Rep..... 10,203  
H. L. Maynard, Dem..... 20,113  
James H. Flynn, Ind..... 1,079  
C. C. Williams, Ind..... 938

3. The counties of Chesterfield, Goochland, Hanover, Henrico, King William, New Kent, and the cities of Richmond and Manchester.

Edgar Allan, Rep..... 7,793  
John Lamb, Dem..... 15,274  
Adolph Muller, Soc..... 205

4. The counties of Amelia, Brunswick, Dinwiddie, Greensville, Lunenburg, Mecklenburg, Nottoway, Powhatan, Prince Edward, Prince George, Sussex, and the city of Petersburg.

C. E. Wilson, Rep..... 8,053  
F. R. Lassiter, Dem..... 12,796

5. The counties of Carroll, Floyd, Franklin, Grayson, Henry, Patrick, Pittsylvania, and the city of Danville.

J. R. Whitehead, Rep..... 10,292  
C. A. Swanson, Dem..... 14,293

6. The counties of Bedford, Campbell, Charlotte, Halifax, Montgomery, Roanoke, and the cities of Lynchburg, Radford and Roanoke.

J. B. Stoval, Rep..... 2,467  
P. J. Otey, Dem..... 15,948  
A. E. Fairweather, Ind..... 2,040

7. The counties of Albemarle, Clarke, Frederick, Greene, Madison, Page, Rappahannock, Rockingham, Shenandoah, Warren, and the cities of Charlottesville and Winchester.

C. M. Gibbens, Rep..... 9,995  
James Hay, Dem..... 17,270

8. The counties of Alexandria, Culpeper, Fairfax, Fauquier, King George, Loudoun, Louisa, Orange, Prince William, Stafford and the city of Alexandria.

W. J. Rogers, Rep..... 9,858  
John F. Rixey, Dem..... 17,071

9. The counties of Bland, Buchanan, Craig, Dickenson, Giles, Lee, Pulaski, Russell, Scott, Smyth, Tazewell, Washington, Wise, Wythe, and the city of Bristol.

J. A. Walker, Rep..... 18,412  
W. F. Rhea, Dem..... 20,164

10. The counties of Alleghany, Amherst, Appomattox, Augusta, Bath, Botetourt, Buckingham, Cumberland, Fluvanna, Highland, Nelson, Rockbridge, and the cities of Buena Vista and Staunton.

R. T. Hubbard, Rep..... 12,913  
H. D. Flood, Dem..... 16,064

LEGISLATURE.

|                  |         |        |       |
|------------------|---------|--------|-------|
|                  | Senate. | House. | J. B. |
| Republicans..... | 3       | 19     | 22    |
| Democrats.....   | 38      | 81     | 119   |

STATE OFFICERS.

Governor—A. J. Montague, Dem.  
Lieutenant-Governor—J. E. Willard, Dem.  
Attorney-General—W. A. Anderson, Dem.  
Secretary—Joseph T. Lawless, Dem.  
Treasurer—A. W. Harman, Dem.

ELECTION RETURNS.

281

WASHINGTON.

| COUNTIES.<br>(36) | — PRESIDENT 1900 — |        |            |       | — PRESIDENT 1896 — |       |                 |      | — PRESIDENT 1892 — |        |           |           |      |       |
|-------------------|--------------------|--------|------------|-------|--------------------|-------|-----------------|------|--------------------|--------|-----------|-----------|------|-------|
|                   | Rep.               | Dem.   | Pro. S. D. | S. L. | Rep.               | Dem.  | Pro. Nat. G. D. | Pro. | Rep.               | Dem.   | Pro. Peo. | Pro. Peo. |      |       |
| Adams.....        | 461                | 523    | 50         | 9     | 2..                | 243   | 963             | 11   | —                  | 9..    | 241       | 189       | 6    | 181   |
| Asotin.....       | 393                | 328    | 23         | 3     | 8..                | 214   | 254             | 3    | 1                  | 15..   | 187       | 143       | 16   | 16    |
| Chehalis.....     | 1850               | 1081   | 77         | 108   | 32..               | 1267  | 1312            | 21   | 8                  | 38..   | 994       | 798       | 43   | 525   |
| Chehalis.....     | 577                | 575    | 12         | 11    | 5..                | —     | —               | —    | —                  | —      | —         | —         | —    | —     |
| Clallam.....      | 723                | 407    | 5          | 51    | 10..               | 559   | 676             | 6    | 5                  | 41..   | 514       | 448       | 7    | 383   |
| Clarke.....       | 1638               | 1025   | 79         | 90    | 20..               | 1497  | 1497            | 51   | 9                  | 50..   | 1074      | 966       | 92   | 449   |
| Columbia.....     | 899                | 706    | 27         | 9     | 2..                | 776   | 847             | 9    | 4                  | 15..   | 618       | 672       | 93   | 185   |
| Cowlitz.....      | 1171               | 619    | 54         | 16    | 9..                | 989   | 935             | 23   | 2                  | 39..   | 749       | 566       | 36   | 430   |
| Douglas.....      | 516                | 615    | 20         | 9     | 1..                | 834   | 722             | 10   | —                  | 11..   | 347       | 253       | 19   | 238   |
| Ferry.....        | 423                | 831    | 8          | 9     | 2..                | —     | —               | —    | —                  | —      | —         | —         | —    | —     |
| Franklin.....     | 52                 | 81     | 3          | —     | 3..                | 38    | 108             | 2    | —                  | 5..    | 29        | 54        | 3    | 31    |
| Garfield.....     | 528                | 457    | 18         | 17    | 4..                | 378   | 469             | 14   | 1                  | 13..   | 352       | 288       | 45   | 284   |
| Island.....       | 263                | 123    | 13         | 14    | 7..                | 206   | 181             | 7    | 1                  | 10..   | 162       | 127       | 18   | 93    |
| Jefferson.....    | 687                | 385    | 19         | 4     | 9..                | 704   | 500             | 8    | 2                  | 35..   | 622       | 615       | 15   | 98    |
| King.....         | 10218              | 7836   | 318        | 263   | 229..              | 6413  | 7497            | 144  | 15                 | 236..  | 6548      | 4974      | 467  | 801   |
| Kitsap.....       | 880                | 489    | 75         | 46    | 16..               | 728   | 702             | 29   | 4                  | 26..   | 437       | 370       | 58   | 400   |
| Kittitas.....     | 1159               | 994    | 52         | 20    | 9..                | 1044  | 1096            | 23   | 3                  | 40..   | 860       | 800       | 32   | 573   |
| Klickitat.....    | 906                | 496    | 58         | 22    | 4..                | 876   | 664             | 11   | —                  | 44..   | 612       | 279       | 48   | 367   |
| Lewis.....        | 1907               | 1382   | 94         | 43    | 16..               | 1594  | 1574            | 37   | 12                 | 70..   | 1354      | 1014      | 172  | 718   |
| Lincoln.....      | 1414               | 1685   | 66         | 30    | 7..                | 781   | 1715            | 31   | 5                  | 56..   | 876       | 831       | 66   | 523   |
| Mason.....        | 514                | 457    | 11         | 13    | 7..                | 397   | 650             | 11   | 2                  | 17..   | 352       | 356       | 6    | 124   |
| Kanoganan.....    | 457                | 714    | 10         | 17    | 2..                | 284   | 912             | 11   | 5                  | 38..   | 565       | 425       | 5    | 146   |
| Pacific.....      | 887                | 896    | 27         | 15    | 7..                | 925   | 512             | 19   | 5                  | 50..   | 706       | 559       | 39   | 86    |
| Pierce.....       | 6269               | 3702   | 204        | 296   | 118..              | 4651  | 5404            | 58   | 24                 | 166..  | 3957      | 3621      | 297  | 2793  |
| San Juan.....     | 428                | 245    | 10         | 6     | 7..                | 411   | 283             | 3    | —                  | 8..    | 361       | 226       | 15   | 45    |
| Skagit.....       | 1814               | 1220   | 65         | 115   | 31..               | 1268  | 1573            | 28   | 2                  | 50..   | 1248      | 923       | 69   | 665   |
| Skamania.....     | 175                | 203    | 4          | 4     | 2..                | 122   | 237             | 4    | —                  | 15..   | 93        | 149       | 5    | 34    |
| Snohomish.....    | 2301               | 2480   | 179        | 64    | 34..               | 1871  | 2775            | 43   | 2                  | 83..   | 1495      | 1300      | 80   | 1302  |
| Spokane.....      | 5515               | 5125   | 306        | 81    | 38..               | 2701  | 6725            | 111  | 11                 | 104..  | 3308      | 2274      | 178  | 1612  |
| Stevens.....      | 1121               | 1612   | 88         | 27    | 8..                | 433   | 1880            | 26   | 10                 | 46..   | 595       | 501       | 5    | 529   |
| Thurston.....     | 1298               | 978    | 86         | 51    | 16..               | 1052  | 1371            | 17   | 5                  | 44..   | 1045      | 810       | 107  | 514   |
| Wahkiakum.....    | 396                | 207    | 10         | 20    | 8..                | 290   | 376             | 3    | —                  | 20..   | 240       | 222       | 4    | 49    |
| Walla Walla.....  | 2119               | 1490   | 61         | 20    | 9..                | 1599  | 1652            | 37   | 2                  | 64..   | 1378      | 1313      | 126  | 88    |
| Whatecom.....     | 2852               | 1700   | 145        | 282   | 135..              | 1971  | 2177            | 68   | 4                  | 50..   | 1702      | 1161      | 168  | 1080  |
| Whitman.....      | 2926               | 2826   | 180        | 156   | 27..               | 1592  | 3578            | 78   | 8                  | 112..  | 2168      | 2061      | 178  | 1389  |
| Yakima.....       | 1507               | 1066   | 46         | 65    | 12..               | 948   | 1219            | 12   | 1                  | 47..   | 630       | 498       | 14   | 370   |
| Total.....        | 57456              | 44833  | 2363       | 2006  | 866..              | 39153 | 51646           | 968  | 148                | 1638.. | 34559     | 29802     | 2542 | 19165 |
| Plurality.....    | 12623              | —      | —          | —     | —                  | 12493 | —               | —    | —                  | —      | 9657      | —         | —    | —     |
| Per cent.....     | 53.43              | 41.69  | 2.19       | 1.87  | .70..              | 41.84 | 55.19           | 1.03 | .16                | 1.78.. | 41.44     | 33.85     | 2.86 | 21.8  |
| Total vote.....   | —                  | 107524 | —          | —     | —                  | —     | 93683           | —    | —                  | —      | —         | 87968     | —    | —     |

\*Democrats, people's party and silver republicans.

FOR REPRESENTATIVES IN CONGRESS, 1900.

|                           |        |
|---------------------------|--------|
| F. W. Cushman, Rep.....   | 55,268 |
| W. L. Jones, Rep.....     | 55,393 |
| F. C. Robertson, Dem..... | 44,882 |
| J. T. Ronald, Dem.....    | 45,448 |

LEGISLATURE.

|                  | Senate. | House. | J. B. |
|------------------|---------|--------|-------|
| Republicans..... | 26      | 59     | 85    |
| Democrats.....   | 6       | 21     | 27    |
| People's.....    | 2       | —      | 2     |

STATE OFFICERS.

Governor—John J. Rogers, Dem.  
 Lieutenant-Governor—Henry McBride, Rep.  
 Secretary—Sam N. Nichols, Rep.  
 Treasurer—C. W. Maynard, Rep.  
 Auditor—J. D. Atkinson, Rep.  
 Attorney-General—W. B. Stratton, Rep.  
 Superintendent of Public Instruction—R. B. Bryan, Rep.  
 Commissioner of Public Lands—S. A. Callvert, Rep.

WEST VIRGINIA.

| COUNTIES.<br>(55) | — PRESIDENT 1900 — |      |            |      | — PRESIDENT 1896 — |      |                 |      | — PRESIDENT 1892 — |      |           |           |     |
|-------------------|--------------------|------|------------|------|--------------------|------|-----------------|------|--------------------|------|-----------|-----------|-----|
|                   | Rep.               | Dem. | Pro. S. D. | Pro. | Rep.               | Dem. | Pro. Nat. G. D. | Pro. | Rep.               | Dem. | Pro. Peo. | Pro. Peo. |     |
| Barbour.....      | 1840               | 1579 | —          | —    | 22..               | 1573 | 1645            | 1    | —                  | 1497 | 1522      | 23        | 23  |
| Berkeley.....     | 2506               | 2288 | —          | —    | 23..               | 2497 | 2085            | 54   | 20..               | 2259 | 2133      | 18        | 3   |
| Boone.....        | 767                | 956  | —          | —    | —                  | 678  | 813             | 2    | 3..                | 541  | 782       | 2         | 4   |
| Braxton.....      | 1894               | 2102 | 15         | —    | 16..               | 1453 | 2188            | 8    | 28..               | 1113 | 1790      | 28        | 244 |
| Brooke.....       | 1001               | 717  | —          | 3    | 24..               | 935  | 748             | 5    | 20..               | 740  | 770       | 40        | 4   |
| Cabell.....       | 3367               | 3251 | 8          | —    | 59..               | 3127 | 3076            | 22   | 32..               | 2328 | 2890      | 49        | 107 |
| Calhoun.....      | 946                | 1263 | 13         | —    | 6..                | 796  | 1186            | —    | —                  | 602  | 993       | 6         | 57  |
| Clay.....         | 906                | 716  | 4          | —    | 7..                | 661  | 606             | 1    | 2..                | 494  | 503       | 1         | 15  |
| Doddridge.....    | 1838               | 1223 | 4          | 2    | 22..               | 1747 | 1291            | 4    | 17..               | 1332 | 1156      | 42        | 17  |
| Fayette.....      | 5407               | 3227 | 4          | 7    | 70..               | 4544 | 2783            | 11   | 53..               | 2935 | 2232      | 101       | 185 |
| Glimer.....       | 1117               | 1410 | —          | —    | 14..               | 1000 | 1358            | 3    | 8..                | 816  | 1187      | 8         | 34  |
| Grant.....        | 1355               | 396  | —          | —    | 8..                | 1306 | 372             | 3    | 8..                | 1156 | 400       | 8         | 3   |
| Greenbrier.....   | 1835               | 2450 | 5          | —    | 18..               | 1801 | 2414            | 21   | 18..               | 1259 | 2249      | 25        | 38  |
| Hampshire.....    | 659                | 2425 | 18         | 1    | 8..                | 679  | 1609            | 15   | 2..                | 523  | 1873      | 11        | 107 |
| Hancock.....      | 839                | 644  | —          | —    | 51..               | 683  | 584             | 4    | 34..               | 693  | 598       | 72        | 72  |
| Hardy.....        | 596                | 1292 | —          | —    | 4..                | 547  | 1146            | 45   | —                  | 381  | 1215      | 1         | 17  |
| Harrison.....     | 3916               | 2678 | 43         | 3    | 79..               | 3027 | 2486            | 13   | 26..               | 2567 | 2237      | 46        | 154 |
| Jackson.....      | 2850               | 2194 | 6          | 5    | 34..               | 2527 | 2386            | 6    | 26..               | 2131 | 1883      | 39        | 238 |
| Jefferson.....    | 1207               | 2729 | —          | 1    | 31..               | 1283 | 2454            | 62   | 27..               | 1093 | 2530      | 8         | 9   |
| Kanawha.....      | 7247               | 4736 | 1          | 62   | —                  | 6948 | 4924            | 28   | 47..               | 5078 | 4549      | 152       | 144 |

|                 | McKinley | Bryan | Barker | Debs | Woolley | McKinley | Bryan | Palmer | Levering | Harrison | Cleveland | Bidwell | Weaver |
|-----------------|----------|-------|--------|------|---------|----------|-------|--------|----------|----------|-----------|---------|--------|
| Lewis.....      | 1972     | 1702  | —      | —    | —       | 1813     | 1718  | 4      | 68..     | 1550     | 1676      | 94      | 29     |
| Lincoln.....    | 1713     | 1487  | —      | —    | —       | 1386     | 1335  | 6      | 2..      | 840      | 1081      | 13      | 323    |
| Logan.....      | 423      | 983   | —      | —    | —       | 832      | 992   | 21     | 1..      | 454      | 1522      | —       | —      |
| McDowell.....   | 3761     | 3210  | —      | —    | 138..   | 3421     | 3305  | 26     | 105..    | 2584     | 2652      | 138     | 73     |
| Marion.....     | 4351     | 3610  | 6      | 30   | 189..   | 3540     | 2107  | 17     | 112..    | 2568     | 1808      | 173     | 339    |
| Marshall.....   | 3790     | 2134  | 1      | 9    | 10..    | 3067     | 2494  | 11     | 10..     | 2300     | 2260      | 41      | 64     |
| Mason.....      | 3162     | 2462  | 4      | 6    | 20..    | 2389     | 2123  | 6      | 15..     | 1651     | 1827      | 10      | 61     |
| Mercer.....     | 2700     | 2112  | —      | 1    | 42..    | 1548     | 1308  | 10     | 40..     | 1356     | 1279      | 19      | 75     |
| Mineral.....    | 1660     | 1240  | —      | —    | —       | 632      | 1204  | 3      | 2..      | —        | —         | —       | —      |
| Mingo.....      | 838      | 1363  | —      | 4    | 83..    | 2685     | 1484  | 18     | 32..     | 2255     | 1505      | 38      | 24     |
| Monongalia..... | 2989     | 1876  | 15     | —    | 9..     | 1323     | 1579  | 3      | 9..      | 1141     | 1373      | 7       | 58     |
| Monroe.....     | 1556     | 1532  | —      | —    | 25..    | 1107     | 433   | 23     | 30..     | 910      | 582       | 13      | 2      |
| Morgan.....     | 1091     | 886   | —      | 1    | 10..    | 2635     | 988   | 4      | 1..      | 1265     | 607       | —       | —      |
| Nicholas.....   | 1051     | 1263  | —      | —    | 62..    | 908      | 1226  | 5      | 62..     | 728      | 1033      | 97      | 32     |
| Ohio.....       | 7092     | 5336  | 3      | 116  | 105..   | 6721     | 5016  | 77     | 69..     | 5061     | 5220      | 154     | 19     |
| Pendleton.....  | 632      | 1154  | —      | —    | 9..     | 784      | 1117  | —      | —        | 717      | 1075      | 4       | 8      |
| Pleasants.....  | 1202     | 1086  | —      | —    | —       | 887      | 923   | 4      | 7..      | 713      | 855       | 13      | 13     |
| Pocahontas..... | 734      | 1002  | —      | —    | —       | 632      | 823   | 7      | 3..      | 539      | 950       | 14      | 3      |
| Preston.....    | 3801     | 1322  | 1      | 9    | 42..    | 3528     | 1332  | 7      | 31..     | 2303     | 1323      | 83      | 83     |
| Putnam.....     | 2118     | 1676  | —      | 5    | 9..     | 1877     | 1702  | 4      | 8..      | 1612     | 1507      | 15      | 76     |
| Raleigh.....    | 1385     | 1126  | —      | —    | 4..     | 1150     | 1103  | 4      | 2..      | 871      | 965       | 15      | 7      |
| Randolph.....   | 1771     | 2154  | 3      | —    | —       | 1427     | 1969  | 10     | 14..     | 839      | 1622      | 17      | 11     |
| Ritchie.....    | 2512     | 1567  | 7      | 5    | 149..   | 2212     | 1601  | 2      | 56..     | 1773     | 1349      | 180     | 219    |
| Roane.....      | 2155     | 2066  | 47     | —    | 19..    | 1849     | 2126  | 5      | 11..     | 1452     | 1709      | 22      | 123    |
| Summers.....    | 1750     | 1812  | —      | —    | —       | 1599     | 1738  | 3      | 17..     | 1233     | 1632      | 26      | 46     |
| Taylor.....     | 2063     | 1416  | 3      | —    | 11..    | 1889     | 1807  | 8      | 21..     | 1522     | 1158      | 27      | 139    |
| Tucker.....     | 1694     | 1199  | 1      | 3    | 20..    | 1261     | 1111  | —      | —        | 830      | 867       | 8       | 30     |
| Tyler.....      | 2514     | 1831  | 11     | 2    | 22..    | 2430     | 1799  | 7      | 22..     | 1449     | 1106      | 24      | 450    |
| Upshur.....     | 2398     | 806   | 6      | —    | 4..     | 2281     | 949   | 18     | 36..     | 1849     | 993       | 83      | 15     |
| Wayne.....      | 2258     | 2658  | —      | —    | —       | 2032     | 2443  | 11     | 3..      | 1514     | 2085      | 5       | 71     |
| Webster.....    | 735      | 1147  | —      | —    | —       | 709      | 972   | —      | —        | 353      | 737       | —       | 5      |
| Wetzel.....     | 2083     | 2039  | 16     | 4    | 29..    | 1685     | 2525  | 9      | 13..     | 1183     | 1810      | 20      | 544    |
| Wirt.....       | 1236     | 1156  | —      | —    | —       | 1068     | 1162  | 5      | —        | 926      | 1110      | 18      | 15     |
| Wood.....       | 4305     | 3036  | 1      | 7    | 60..    | 4046     | 3485  | 27     | 31..     | 3201     | 2385      | 78      | 117    |
| Wyoming.....    | 898      | 764   | —      | —    | 1..     | 785      | 613   | —      | —        | 591      | 577       | 11      | 11     |
| Total.....      | 11942    | 8705  | 274    | 286  | 1585..  | 105368   | 94480 | 675    | 1261..   | 80233    | 84467     | 2145    | 4106   |
| Plurality.....  | 21137    | —     | —      | —    | —       | 10888    | —     | —      | —        | 4174     | —         | —       | —      |
| Per cent.....   | 54.23    | 44.74 | .11    | .12  | .71..   | 52.23    | 46.80 | .29    | .41..    | 46.94    | 49.32     | 1.25    | 2.49   |
| Total vote..... | 218547   | —     | —      | —    | —       | 201739   | —     | —      | —        | 17071    | —         | —       | —      |

FOR REPRESENTATIVES IN CONGRESS, 1900.

|  |        |
|--|--------|
| 1. The counties of Braxton, Brooke, Doddridge, Gilmer, Hancock, Harrison, Lewis, Marshall, Ohio, Tyler and Wetzel.....   | 27,767 |
| B. B. Dovener, Rep.....  | 22,733 |
| Haymond, Dem.....  | 508    |
| Jackson, Pro.....  | 50     |
| Johnson, Peo.....  | 50     |
| 2. The counties of Barbour, Berkeley, Grant, Hampshire, Hardy, Jefferson, Marion, Mineral, Monongalia, Morgan, Pendleton, Preston, Randolph, Taylor and Tucker. A. G. Dayton, Rep..... | 27,735 |
| Davis, Dem.....  | 25,347 |
| Young, Pro.....  | 329    |
| 3. The counties of Boone, Clay, Fayette, Greenbrier, Kanawha, Logan, Mercer, Monroe, McDowell, Nicholas, Pocahontas, Raleigh, Summers, Upshur and Wyoming. J. H. Gaines, Rep.....      | 34,237 |
| Johnston, Dem.....   | 27,667 |
| Kyle, Pro.....   | 33     |
| Hill, Peo.....   | 20     |

4. The counties of Cabell, Calhoun, Jackson, Lincoln, Mason, Pleasants, Ritchie, Roane, Putnam, Wayne, Wirt and Wood.

|                        |        |
|------------------------|--------|
| J. A. Hughes, Rep..... | 28,474 |
| Collins, Dem.....      | 24,749 |
| Shaw, Pro.....         | 59     |

LEGISLATURE.

|                  | Senate. | House. | J. B. |
|------------------|---------|--------|-------|
| Republicans..... | 17      | 50     | 67    |
| Democrats.....   | 9       | 21     | 30    |

STATE OFFICERS.

(All republicans.)

Governor—A. B. White.  
 Auditor—Arnold C. Scherr.  
 Treasurer—Peter Silman.  
 Attorney-General—Romeo H. Freer.  
 Superintendent of Schools—T. C. Miller.  
 Supreme Court Judges—Henry Brannon, George Poffenbarger.

WISCONSIN.

|               | PRESIDENT 1900 |      |      |      |      | PRESIDENT 1896 |      |      |      |      |
|---------------|----------------|------|------|------|------|----------------|------|------|------|------|
|               | Rep.           | Dem. | Pro. | S.D. | S.L. | Rep.           | Dem. | Pro. | Nat. | G.D. |
| Adams.....    | 1513           | 410  | 29   | —    | 2..  | 1432           | 391  | 27   | —    | 16   |
| Ashland.....  | 3035           | 1563 | 106  | 7    | 44.. | 2738           | 1743 | 60   | 3    | 26   |
| Barron.....   | 2949           | 945  | 159  | —    | 4..  | 2772           | 1324 | 155  | 4    | 27   |
| Bayfield..... | 2438           | 633  | 83   | 8    | 9..  | 2244           | 770  | 59   | 11   | 13   |
| Brown.....    | 4939           | 3583 | 134  | 6    | 29.. | 5436           | 3841 | 88   | 13   | 69   |
| Buffalo.....  | 3043           | 1209 | 68   | —    | 1..  | 2301           | 1302 | 61   | 2    | 51   |
| Burnett.....  | 1112           | 219  | 50   | 7    | 3..  | 880            | 349  | 23   | 1    | 4    |
| Calumet.....  | 1632           | 1910 | 57   | 1    | 22.. | 1547           | 1819 | 28   | 1    | 27   |
| Chippewa..... | 4218           | 2448 | 141  | 2    | 10.. | 3601           | 2929 | 84   | 2    | 35   |
| Clark.....    | 3865           | 1157 | 125  | 9    | 16.. | 3328           | 1318 | 97   | 1    | 39   |
| Columbia..... | 4763           | 2185 | 284  | 3    | 23.. | 4845           | 2380 | 280  | 2    | 108  |
| Crawford..... | 2333           | 1357 | 46   | 1    | —    | 2323           | 1509 | 38   | 1    | 24   |
| Dane.....     | 9397           | 6129 | 512  | 5    | 46.. | 9080           | 6521 | 410  | 12   | 159  |

|             | McKinley | Bryan  | Woolley | Debs | Malloney | M'Kinly | Bryan  | Lever | B'ntly | P'mer | M'cht |
|-------------|----------|--------|---------|------|----------|---------|--------|-------|--------|-------|-------|
| Dodge       | 4785     | 5819   | 177     | 1    | 9.       | 5610    | 4000   | 120   | 9      | 236   | 4     |
| Door        | 2363     | 677    | 57      | 2    | 2.       | 2402    | 895    | 49    | 1      | 21    | 1     |
| Douglas     | 4450     | 2194   | 181     | 23   | 136.     | 4274    | 2527   | 96    | 2      | 48    | 8     |
| Dunn        | 3046     | 1113   | 144     | —    | 3.       | 3376    | 1418   | 131   | 3      | 33    | 5     |
| Eau Claire  | 4379     | 1970   | 184     | 4    | 62.      | 4522    | 2364   | 186   | 6      | 52    | —     |
| Florence    | 514      | 110    | 17      | 2    | 4.       | 488     | 129    | 6     | —      | 2     | —     |
| Fond du Lac | 6268     | 5141   | 210     | 1    | 20.      | 6174    | 4933   | 157   | 4      | 128   | 6     |
| Forest      | 378      | 95     | 19      | —    | 1.       | 406     | 172    | 15    | 2      | 2     | —     |
| Grant       | 5611     | 3254   | 237     | 3    | 24.      | 5315    | 3383   | 188   | 4      | 67    | 3     |
| Green       | 2327     | 1778   | 165     | —    | 42.      | 3093    | 2333   | 158   | 2      | 53    | 7     |
| Green Lake  | 2084     | 1523   | 82      | 1    | 5.       | 2108    | 1568   | 61    | 5      | 32    | 3     |
| Iowa        | 3272     | 1749   | 204     | 1    | 15.      | 3115    | 2030   | 174   | 12     | 61    | 8     |
| Iron        | 1319     | 357    | 38      | 1    | 4.       | 1288    | 472    | 26    | 1      | —     | 1     |
| Jackson     | 2639     | 652    | 103     | —    | 2.       | 2710    | 778    | 98    | 7      | 39    | 2     |
| Jefferson   | 3729     | 4134   | 208     | —    | 8.       | 4344    | 3504   | 138   | 4      | 263   | 4     |
| Juneau      | 2914     | 1586   | 98      | —    | 2.       | 2832    | 1671   | 59    | 5      | 35    | 4     |
| Kenosha     | 3078     | 2105   | 67      | 3    | 28.      | 2827    | 1732   | 40    | 1      | 62    | 8     |
| Kewaunee    | 1752     | 1732   | 31      | —    | 3.       | 1835    | 1649   | 14    | 1      | 91    | —     |
| La Crosse   | 5326     | 3612   | 198     | 1    | 10.      | 6297    | 3058   | 161   | 2      | 225   | 8     |
| La Fayette  | 2853     | 2103   | 153     | 1    | 2.       | 2919    | 2236   | 114   | 3      | 59    | 1     |
| Langlade    | 1596     | 1085   | 49      | 6    | 6.       | 1457    | 956    | 23    | —      | 38    | 4     |
| Lincoln     | 2147     | 1554   | 75      | 2    | 15.      | 1706    | 1802   | 44    | 2      | 21    | 2     |
| Manitowoc   | 4328     | 4167   | 67      | 6    | 173.     | 4430    | 3919   | 62    | 5      | 164   | 11    |
| Marathon    | 4722     | 3770   | 159     | 27   | 28.      | 3958    | 3329   | 70    | 4      | 87    | 29    |
| Marquette   | 4259     | 1542   | 177     | 4    | 17.      | 4277    | 1997   | 81    | 3      | 29    | 9     |
| Marquette   | 1540     | 837    | 47      | —    | —        | 1475    | 827    | 25    | 1      | 20    | —     |
| Milwaukee   | 34809    | 25596  | 751     | 239  | 4874.    | 35939   | 26536  | 640   | 80     | 520   | 679   |
| Monroe      | 3713     | 2248   | 194     | —    | 1.       | 3683    | 2361   | 103   | 11     | 85    | 1     |
| Oconto      | 2754     | 1119   | 74      | 2    | 3.       | 2836    | 1290   | 59    | 3      | 35    | 5     |
| Oneida      | 1803     | 712    | 39      | 3    | 14.      | 1453    | 563    | 27    | —      | 14    | —     |
| Outagamie   | 5245     | 4012   | 225     | 4    | 31.      | 5433    | 4096   | 139   | 25     | 106   | 5     |
| Ozaukee     | 1282     | 1965   | 41      | 1    | 22.      | 1585    | 1947   | 30    | 2      | 62    | 11    |
| Peplin      | 1099     | 471    | 39      | —    | —        | 1301    | 436    | 37    | 1      | 19    | 1     |
| Pierce      | 3433     | 1042   | 225     | 1    | 7.       | 3724    | 1412   | 156   | 3      | 38    | 3     |
| Polk        | 2735     | 635    | 73      | 13   | 16.      | 2861    | 891    | 61    | 1      | 23    | —     |
| Portage     | 3285     | 2637   | 92      | 2    | 4.       | 3537    | 2800   | 82    | 7      | 54    | 3     |
| Price       | 1728     | 520    | 57      | 3    | 14.      | 1448    | 550    | 37    | 1      | 19    | 7     |
| Racine      | 5628     | 3857   | 237     | 5    | 135.     | 5849    | 3975   | 213   | 4      | 104   | 8     |
| Richland    | 2594     | 1524   | 251     | —    | 10.      | 2536    | 2098   | 129   | —      | 16    | —     |
| Rock        | 8249     | 3086   | 403     | 8    | 36.      | 8282    | 3655   | 237   | 5      | 86    | 12    |
| St. Croix   | 3371     | 2052   | 202     | 11   | 53.      | 3462    | 2475   | 159   | 3      | 38    | 3     |
| Sauk        | 4359     | 2434   | 282     | 3    | 12.      | 4623    | 2611   | 242   | 3      | 97    | 9     |
| Sawyer      | 724      | 307    | 34      | —    | 4.       | 514     | 339    | 28    | —      | 2     | —     |
| Shawano     | 3244     | 1506   | 63      | 1    | 3.       | 3035    | 1594   | 54    | 3      | 32    | 12    |
| Sheboygan   | 5932     | 4049   | 124     | 43   | 890.     | 6644    | 3327   | 90    | 15     | 247   | 308   |
| Taylor      | 1420     | 1015   | 23      | 1    | 15.      | 1387    | 710    | 20    | 4      | 27    | 2     |
| Trempealeau | 3364     | 1191   | 168     | 1    | 1.       | 3306    | 1394   | 152   | 6      | 24    | 4     |
| Vernon      | 4463     | 1271   | 155     | 2    | 16.      | 4393    | 1627   | 102   | 4      | 28    | 3     |
| Vilas       | 1209     | 489    | 37      | 1    | 11.      | 1754    | 443    | 8     | —      | 9     | 2     |
| Walworth    | 5106     | 1742   | 233     | 2    | 7.       | 5347    | 1894   | 282   | 12     | 57    | 2     |
| Washburn    | 808      | 253    | 30      | 1    | 1.       | 771     | 250    | 21    | —      | 8     | 2     |
| Washington  | 2617     | 2526   | 56      | 2    | 7.       | 2577    | 2404   | 31    | 5      | 86    | 6     |
| Waukesha    | 5129     | 3017   | 254     | 5    | 20.      | 5411    | 3192   | 162   | 2      | 103   | 5     |
| Waupaca     | 5284     | 1384   | 258     | 4    | 3.       | 5472    | 1577   | 129   | 32     | 65    | 3     |
| Waushara    | 2930     | 525    | 127     | —    | 3.       | 3210    | 456    | 102   | 10     | 27    | —     |
| Winnebago   | 7468     | 5609   | 311     | 9    | 27.      | 7383    | 5089   | 211   | 16     | 101   | 19    |
| Wood        | 3136     | 1880   | 76      | 7    | 35.      | 2839    | 1877   | 54    | 6      | 31    | 6     |
| Total       | 285806   | 152285 | 10124   | 524  | 795.     | 268185  | 165523 | 7509  | 346    | 4584  | 1314  |
| Plurality   | 106581   |        |         |      |          | 102612  |        |       |        |       |       |
| Per cent.   | 60.03    | 35.96  | 2.23    | .12  | 1.56.    | 59.93   | 36.99  | 1.68  | .06    | .29   | 1.02  |
| Total vote. |          | 422894 |         |      |          |         | 447411 |       |        |       |       |

In 1888 Robert M. LaFollette received 112 votes for governor.

FOR REPRESENTATIVES IN CONGRESS, 1900.

- The counties of Kenosha, Racine, Walworth, Rock, Green and Lafayette.
  - Henry A. Cooper, Rep. . . . . 23,256
  - Gilbert T. Hodges, Dem. . . . . 14,559
  - John R. Beveridge, Pro. . . . . 1,279
- The counties of Jefferson, Dodge, Dane and Columbia.
  - Herman B. Dable, Rep. . . . . 22,175
  - John A. Alward, Dem. . . . . 18,799
  - Lemuel T. Davis, Pro. . . . . 1,010
- The counties of Grant, Iowa, Crawford, Richland, Sauk, Vernon, Juneau and Adams.
  - Joseph W. Babcock, Rep. . . . . 26,603
  - Edw. L. Lucklow, Dem. . . . . 14,019
  - William A. Breden, Pro. . . . . 1,261
- First, 2d, 3d, 4th, 5th, 6th, 7th, 8th, 9th, 11th, 12th, 14th, 15th, 16th, 17th and 18th wards in Milwaukee city, and the towns of

Franklin, Greenfield, Lake and Oak Creek in Milwaukee county.

- Theobald Otjen, Rep. . . . . 24,634
- George W. Peck, Dem. . . . . 21,691
- Eden W. Drake, Pro. . . . . 4,996
- Robert Meister, S. D. . . . . 2,961
- 5. The counties of Waukesha, Washington, Ozaukee and Sheboygan, the 10th, 13th, 20th and 21st wards in Milwaukee city, and the towns of Granville, Milwaukee and Wauwatosa in Milwaukee county.
  - S. S. Barney, Rep. . . . . 23,089
  - Ch. H. Weisse, Dem. . . . . 18,065
  - W. D. Cox, Pro. . . . . 610
  - H. C. Berger, S. D. . . . . 2,284
  - 6. The counties of Marquette, Green Lake, Fond du Lac, Manitowoc, Calumet, Winnebago and Waushara.
    - James H. Davidson, Rep. . . . . 26,326
    - James W. Watson, Dem. . . . . 19,753

|  |        |
|--|--------|
| Wesley Mott, Pro.....  | 869    |
| John Voss, S. D.....   | 215    |
| 7. The counties of La Crosse, Monroe, Jackson, Trempealeau, Buffalo, Pepin and Eau Claire.   |        |
| John J. Esch, Rep.....   | 22,715 |
| James P. Rice, Dem.....  | 11,280 |
| Charles L. Allen, Pro.....   | 868    |
| 8. The counties of Wood, Portage, Wau-paca, Outagamie, Brown, Kewaunee and Dorr.   |        |
| Edward S. Minor, Rep.....  | 25,263 |
| Nathan E. Morgan, Dem.....   | 16,739 |
| 9. The counties of Clark, Taylor, Price, Ashland, Oneida, Lincoln, Marathon, Shawano, Langlade, Forest, Florence, Marinette, Oconto, Iron and Vilas. |        |
| Webb F. Brown, Rep.....  | 33,339 |
| Ernest H. Schweppe, Dem.....   | 16,993 |
| John Scott, Pro.....   | 1,188  |

|   |        |
|---|--------|
| 10. The counties of Bayfield, Douglas, Burnett, Sawyer, Washburn, Polk, Barron, Chippewa, St. Croix, Dunn and Pierce. |        |
| John J. Jenkins, Rep.....   | 29,144 |
| Frank A. Partlow, Dem.....  | 11,930 |
| Henry A. Russell, Pro.....  | 1,347  |

LEGISLATURE.

|                   |         |        |       |
|-------------------|---------|--------|-------|
|                   | Senate. | House. | J. B. |
| Republicans ..... | 31      | 81     | 112   |
| Democrats .....   | 2       | 19     | 21    |

STATE OFFICERS.

(All republicans.)  
 Governor—Robert M. LaFollette.  
 Lieutenant-Governor—Jesse Stone.  
 Secretary—William H. Froelich.  
 Treasurer—James O. Davidson.  
 Attorney-General—E. R. Hicks.  
 State Supt Schools—Lorenzo D. Harvey.  
 Railway Commissioner—G. L. Rice.  
 Insurance Commissioner—Emil Giljohan.

COUNTIES.  
(13)

|                 |       |
|-----------------|-------|
| Albany.....     | 1540  |
| Big Horn.....   | 843   |
| Carbon.....     | 1759  |
| Converse.....   | 799   |
| Crook.....      | 698   |
| Fremont.....    | 928   |
| Johnson.....    | 471   |
| Laramie.....    | 2181  |
| Natrona.....    | 521   |
| Sheridan.....   | 1026  |
| Sweetwater..... | 1101  |
| Uinta.....      | 2102  |
| Weston.....     | 548   |
| Total.....      | 14517 |
| Plurality.....  | 4219  |
| Per cent.....   | 58.50 |
| Total vote..... | 24815 |

WYOMING.

|                 |        |            |        |       |                 |        |        |          |     |
|-----------------|--------|------------|--------|-------|-----------------|--------|--------|----------|-----|
| PRES. 1900.     |        | GOV. 1898. |        |       | PRESIDENT 1896. |        |        |          |     |
| Rep.            | Dem.   | Rep.       | Dem.   | Peo.  | Rep.            | Dem.   | Peo.   | Pro.     |     |
| McKinley.       | Bryan. | Richards.  | Alger. | Val.  | McKinley.       | Bryan. | Bryan. | Lever's. |     |
| 1540            | 1102.  | 1136       | 377    | 9.    | 1220            | 1023   | 45     | 23       |     |
| 843             | 484.   | 586        | 421    | 8.    | 538             | 518    | 73     | 15       |     |
| 1759            | 1156.  | 1221       | 866    | 7.    | 1229            | 1069   | 41     | 11       |     |
| 799             | 408.   | 583        | 464    | 1.    | 585             | 450    | 9      | 12       |     |
| 698             | 531.   | 591        | 392    | 167.  | 524             | 537    | 32     | 6        |     |
| 928             | 548.   | 586        | 454    | 4.    | 535             | 499    | 24     | 7        |     |
| 471             | 440.   | 363        | 355    | 11.   | 284             | 441    | 26     | 1        |     |
| 2181            | 1538.  | 1526       | 1547   | 10.   | 1776            | 1590   | 38     | 16       |     |
| 521             | 272.   | 418        | 305    | —     | 392             | 317    | 10     | 2        |     |
| 1026            | 985.   | 607        | 900    | 164.  | 877             | 1045   | 59     | 12       |     |
| 1101            | 748.   | 810        | 659    | 25.   | 754             | 916    | 80     | 16       |     |
| 2102            | 1748.  | 1427       | 1411   | 21.   | 907             | 1700   | 26     | 6        |     |
| 548             | 840.   | 529        | 281    | 4.    | 451             | 205    | 23     | 6        |     |
| Total.....      | 14517  | 10288.     | 10383  | 8989  | 431.            | 10072  | 10369  | 286      | 136 |
| Plurality.....  | 4219   |            | 1394   |       |                 |        | 583    |          |     |
| Per cent.....   | 58.50  | 41.49.     | 52.45  | 45.39 | 2.18.           | 48.29  | 49.70  | 1.36     | .60 |
| Total vote..... | 24815  |            | 19803  |       |                 |        | 20863  |          |     |

FOR REPRESENTATIVE IN CONGRESS, 1900.

|                            |        |
|----------------------------|--------|
| Frank W. Mondell, Rep..... | 14,539 |
| John C. Thompson, Dem..... | 10,047 |

LEGISLATURE.

|                   |         |        |       |
|-------------------|---------|--------|-------|
|                   | Senate. | House. | J. B. |
| Republicans ..... | 18      | 37     | 55    |
| Democrats .....   | 1       | 2      | 3     |

STATE OFFICERS.

(All republicans.)  
 Governor—D. F. Richards.  
 Secretary—F. Chatterton.  
 Treasurer—G. F. Abbott.  
 Auditor—Leroy Grant.  
 Adjutant-General—F. A. Stotzer.  
 Attorney-General—J. A. Van Orsdel.  
 Superintendent of Instruction—T. T. Tynan.

NEW YORK CITY ELECTION.

(Nov. 5, 1901.)

In the fall municipal campaign in New York city the two leading candidates for mayor were Seth Low, president of Columbia university and ex-mayor of Brooklyn, and E. M. Shepard, a lawyer in good standing. The former was supported by the republicans, the Citizens' union and the Greater New York Democracy as well as by minor organizations; his opponent was the candidate of the Tammany society, led by Richard M. Croker. Judge William Travers Jerome, fusion candidate for district attorney of Manhattan, was a prominent figure in the campaign, which was conducted with much earnestness and vigor on both sides. The result was a victory for the fusion nominees. The vote for Low and Shepard by boroughs was:

|                          |          |         |
|--------------------------|----------|---------|
| BOROUGH.                 | Fus.     | Tam.    |
|                          | Shepard. |         |
| Manhattan and Bronx..... | 162,897  | 156,631 |
| Brooklyn.....            | 114,625  | 88,358  |
| Queens.....              | 13,118   | 13,679  |
| Richmond.....            | 6,772    | 6,909   |
| Total.....               | 297,412  | 265,177 |

DISTRICT ATTORNEY.

|                      |         |
|----------------------|---------|
| Jerome, Fus.....     | 167,316 |
| Unger, Tam.....      | 150,184 |
| Macdonald, S. L..... | 3,384   |
| Slobodin, S. D.....  | 4,950   |
| Stetson, Pro.....    | 528     |

SUPREME COURT.

|                     |         |
|---------------------|---------|
| O'Brien, Fus.....   | 299,525 |
| Blanchard, Fus..... | 160,223 |
| Clarke, Fus.....    | 156,313 |
| Greenbaum, Fus..... | 167,316 |
| Van Wyck, Tam.....  | 126,641 |
| Knox, Tam.....      | 148,752 |
| Dayton, Tam.....    | 149,190 |

ANALYSIS OF LOW'S VOTE.

According to figures prepared by Robert C. Morris, president of the republican county committee, the fusion vote cast for Mr. Low was distributed as follows:

|               |         |        |        |         |    |        |
|---------------|---------|--------|--------|---------|----|--------|
| COUNTY.       | Rep.    | Cit.   | Union. | Gr.N.Y. | D. | Total. |
| New York..... | 128,689 | 24,434 | 9,774  | 162,897 |    |        |
| Kings.....    | 104,309 | 10,087 | 229    | 114,625 |    |        |
| Queens.....   | 11,662  | 1,325  | 131    | 13,118  |    |        |
| Richmond..... | 5,350   | 813    | 609    | 6,772   |    |        |
| Total.....    | 250,010 | 36,659 | 10,743 | 297,412 |    |        |



CITY OF CHICAGO.

VOTE FOR MAYOR BY PRECINCTS.

(Election April 2, 1901.)

Nominees were Elbridge Haney, republican; Carter H. Harrison, democrat; Avery E. Hoyt, prohibition; Gus Hoyt, social democrat; John K. Pepin, socialist labor; Thomas Rhodes, single tax; John Collins, socialist.

|         | Rep. Haney. | Dem. Harrison. | Pro. Hoyt. | S.D. Hoyt. | S.L. Pepin. | S.T. Rhodes. | Sol. Collins. |
|---------|-------------|----------------|------------|------------|-------------|--------------|---------------|
| I.—     |             |                |            |            |             |              |               |
| 1.....  | 89          | 119            | 1          | 1          | —           | —            | 1             |
| 2.....  | 72          | 125            | 2          | 1          | 1           | 1            | 3             |
| 3.....  | 86          | 295            | 4          | 1          | 1           | 3            | —             |
| 4.....  | 50          | 108            | 2          | 1          | —           | 2            | —             |
| 5.....  | 63          | 170            | —          | —          | —           | —            | —             |
| 6.....  | 94          | 157            | 4          | 1          | —           | 2            | 2             |
| 7.....  | 80          | 75             | 1          | —          | —           | —            | —             |
| 8.....  | 51          | 112            | 1          | —          | —           | 1            | 2             |
| 9.....  | 43          | 212            | 2          | —          | —           | 1            | 1             |
| 10..... | 109         | 158            | 2          | —          | —           | 2            | —             |
| 11..... | 42          | 214            | 5          | —          | —           | 4            | —             |
| 12..... | 64          | 361            | 3          | —          | —           | —            | —             |
| 13..... | 42          | 150            | 2          | —          | —           | —            | —             |
| 14..... | 117         | 207            | 3          | 1          | —           | 1            | 1             |
| 15..... | 95          | 161            | 1          | —          | —           | 4            | 1             |
| 16..... | 36          | 294            | 2          | —          | —           | —            | 1             |
| 17..... | 51          | 334            | 2          | —          | —           | 5            | 1             |
| 18..... | 110         | 160            | 2          | 1          | 1           | 1            | 1             |
| 19..... | 52          | 331            | 3          | 1          | —           | —            | —             |
| 20..... | 79          | 199            | 1          | —          | —           | 1            | 3             |
| 21..... | 75          | 137            | 5          | —          | —           | 2            | 2             |
| 22..... | 106         | 123            | —          | 1          | —           | 2            | —             |
| 23..... | 73          | 235            | —          | —          | —           | —            | —             |
| 24..... | 75          | 214            | 1          | —          | —           | 2            | —             |
| 25..... | 86          | 138            | 2          | —          | —           | 1            | —             |
| 26..... | 52          | 168            | 6          | —          | —           | —            | 3             |
| 27..... | 98          | 114            | 1          | 1          | —           | —            | 2             |
| 28..... | 140         | 165            | —          | —          | —           | 1            | 1             |
| 29..... | 85          | 124            | 3          | —          | —           | —            | 1             |
| 30..... | 72          | 127            | 2          | —          | —           | —            | —             |
| 31..... | 67          | 100            | 2          | —          | —           | 1            | 2             |
| 32..... | 104         | 149            | —          | —          | —           | —            | —             |
| 33..... | 105         | 183            | 1          | —          | —           | 2            | 3             |
| 34..... | 100         | 119            | 4          | 1          | —           | —            | —             |
| 35..... | 110         | 119            | 4          | 2          | —           | —            | 1             |
| 36..... | 125         | 86             | —          | —          | —           | 1            | —             |
| 37..... | 126         | 130            | 1          | 1          | 1           | —            | —             |
| 38..... | 92          | 216            | 3          | 1          | 1           | 1            | 1             |
| 39..... | 97          | 121            | 2          | 5          | 1           | 1            | 1             |
| Total.. | 3223        | 6710           | 80         | 20         | 9           | 41           | 33            |
| II.—    |             |                |            |            |             |              |               |
| 1.....  | 153         | 141            | 2          | 3          | —           | —            | —             |
| 2.....  | 108         | 130            | 2          | —          | —           | —            | —             |
| 3.....  | 106         | 133            | 1          | 9          | 3           | —            | 1             |
| 4.....  | 91          | 73             | 1          | 1          | —           | —            | —             |
| 5.....  | 138         | 132            | 1          | 2          | —           | —            | —             |
| 6.....  | 129         | 93             | 3          | —          | —           | —            | 1             |
| 7.....  | 100         | 101            | 1          | —          | —           | 1            | —             |
| 8.....  | 126         | 143            | —          | —          | —           | —            | 4             |
| 9.....  | 110         | 152            | 3          | 3          | 3           | 1            | 5             |
| 10..... | 134         | 54             | —          | —          | —           | —            | —             |
| 11..... | 100         | 135            | 1          | 3          | 1           | 1            | 4             |
| 12..... | 137         | 85             | 2          | —          | 1           | 1            | —             |
| 13..... | 145         | 41             | —          | —          | —           | —            | 1             |
| 14..... | 136         | 36             | —          | 1          | —           | —            | 2             |
| 15..... | 119         | 77             | 1          | —          | —           | —            | —             |
| 16..... | 105         | 72             | 2          | —          | —           | —            | 2             |
| 17..... | 142         | 86             | —          | —          | —           | —            | —             |
| 18..... | 127         | 139            | —          | 3          | —           | —            | —             |
| 19..... | 111         | 193            | —          | 1          | 1           | —            | 2             |
| 20..... | 120         | 123            | 2          | —          | —           | —            | —             |
| 21..... | 109         | 100            | 3          | 1          | 1           | —            | —             |
| 22..... | 138         | 141            | 4          | —          | —           | —            | 2             |
| 23..... | 156         | 103            | 2          | —          | —           | 1            | 1             |
| 24..... | 117         | 74             | 1          | —          | —           | 1            | 4             |
| 25..... | 144         | 84             | —          | —          | —           | —            | 4             |
| 26..... | 154         | 93             | 3          | 2          | —           | —            | 1             |
| 27..... | 138         | 53             | 1          | —          | —           | —            | —             |

|         | Rep. Haney. | Dem. Harrison. | Pro. Hoyt. | S.D. Hoyt. | S.L. Pepin. | S.T. Rhodes. | Sol. Collins. |
|---------|-------------|----------------|------------|------------|-------------|--------------|---------------|
| 28..... | 159         | 33             | —          | —          | —           | —            | —             |
| 29..... | 116         | 114            | 5          | 1          | 2           | —            | —             |
| 30..... | 154         | 143            | 3          | 1          | 1           | —            | 1             |
| 31..... | 139         | 84             | 3          | 2          | 2           | 1            | —             |
| 32..... | 142         | 82             | 1          | —          | —           | —            | 2             |
| 33..... | 131         | 53             | 3          | —          | —           | —            | —             |
| 34..... | 162         | 96             | 3          | —          | —           | —            | 2             |
| 35..... | 115         | 91             | 4          | 1          | —           | —            | 1             |
| 36..... | 149         | 112            | 6          | —          | —           | —            | 1             |
| 37..... | 104         | 72             | 1          | —          | —           | —            | —             |
| 38..... | 97          | 96             | 1          | 1          | —           | —            | —             |
| 39..... | 78          | 74             | 3          | —          | —           | —            | 1             |
| Total.. | 4939        | 3842           | 70         | 35         | 15          | 11           | 43            |
| III.—   |             |                |            |            |             |              |               |
| 1.....  | 104         | 94             | 11         | —          | —           | —            | —             |
| 2.....  | 150         | 107            | 5          | —          | —           | —            | 3             |
| 3.....  | 105         | 103            | 3          | 1          | 2           | 1            | —             |
| 4.....  | 138         | 126            | 1          | —          | —           | —            | —             |
| 5.....  | 123         | 100            | 3          | —          | —           | —            | 2             |
| 6.....  | 126         | 86             | 1          | 1          | —           | —            | —             |
| 7.....  | 102         | 112            | 3          | 2          | —           | —            | —             |
| 8.....  | 151         | 85             | —          | —          | —           | —            | 1             |
| 9.....  | 116         | 90             | 3          | 3          | —           | —            | 1             |
| 10..... | 109         | 74             | 1          | —          | —           | —            | 2             |
| 11..... | 81          | 89             | 2          | 1          | 4           | 2            | 2             |
| 12..... | 78          | 76             | 1          | —          | —           | —            | 3             |
| 13..... | 39          | 132            | 2          | —          | —           | —            | 1             |
| 14..... | 96          | 93             | 1          | —          | —           | 2            | 1             |
| 15..... | 86          | 88             | 2          | —          | —           | —            | 2             |
| 16..... | 95          | 129            | 1          | 1          | 1           | —            | 2             |
| 17..... | 115         | 85             | 1          | —          | —           | —            | —             |
| 18..... | 152         | 85             | —          | —          | —           | 1            | 1             |
| 19..... | 98          | 109            | —          | —          | —           | 1            | 7             |
| 20..... | 125         | 109            | 1          | 1          | 1           | —            | 1             |
| 21..... | 129         | 145            | 3          | —          | —           | —            | —             |
| 22..... | 109         | 98             | 2          | —          | —           | —            | —             |
| 23..... | 110         | 107            | 2          | —          | —           | 1            | —             |
| 24..... | 114         | 95             | 1          | —          | —           | —            | 3             |
| 25..... | 106         | 113            | 2          | 2          | 2           | 1            | 2             |
| 26..... | 122         | 102            | 2          | 2          | 1           | 2            | 3             |
| 27..... | 121         | 94             | 4          | —          | —           | —            | 2             |
| 28..... | 95          | 115            | 1          | 1          | 1           | 2            | —             |
| 29..... | 100         | 122            | 5          | —          | —           | —            | 1             |
| 30..... | 130         | 135            | 1          | —          | —           | —            | —             |
| 31..... | 102         | 125            | 1          | —          | —           | —            | —             |
| 32..... | 120         | 119            | 1          | —          | —           | —            | —             |
| 33..... | 116         | 117            | 1          | —          | —           | —            | —             |
| 34..... | 96          | 118            | 1          | 1          | —           | —            | 3             |
| 35..... | 104         | 108            | 1          | —          | —           | 1            | 1             |
| 36..... | 118         | 81             | 2          | 4          | —           | —            | 9             |
| 37..... | 80          | 146            | 1          | —          | —           | 1            | 4             |
| Total.. | 4061        | 3921           | 75         | 18         | 19          | 25           | 65            |
| IV.—    |             |                |            |            |             |              |               |
| 1.....  | 89          | 169            | 1          | —          | —           | —            | —             |
| 2.....  | 113         | 152            | 2          | —          | —           | —            | 4             |
| 3.....  | 68          | 142            | 2          | 2          | 1           | 1            | —             |
| 4.....  | 98          | 117            | 1          | —          | —           | —            | —             |
| 5.....  | 111         | 149            | 2          | 1          | —           | —            | 3             |
| 6.....  | 113         | 141            | 1          | 7          | 2           | 1            | 4             |
| 7.....  | 108         | 139            | —          | —          | —           | —            | 5             |
| 8.....  | 116         | 136            | 1          | 1          | 1           | —            | 4             |
| 9.....  | 71          | 149            | 2          | —          | —           | —            | 5             |
| 10..... | 89          | 205            | —          | —          | —           | —            | 2             |
| 11..... | 61          | 110            | —          | 1          | —           | —            | 1             |
| 12..... | 99          | 128            | 1          | 1          | 1           | 3            | 1             |
| 13..... | 111         | 111            | 2          | —          | —           | 2            | 2             |
| 14..... | 105         | 152            | 2          | —          | —           | —            | 2             |
| 15..... | 116         | 171            | —          | 1          | 2           | 1            | 1             |
| 16..... | 110         | 210            | 1          | 1          | —           | —            | —             |
| 17..... | 112         | 179            | 2          | —          | —           | —            | 2             |
| 18..... | 113         | 130            | —          | —          | —           | —            | 1             |
| 19..... | 116         | 156            | 1          | —          | —           | 2            | —             |
| 20..... | 129         | 161            | 1          | —          | —           | —            | 4             |
| 21..... | 108         | 193            | 1          | 1          | —           | —            | 1             |

| HANCOCK |       |          |      |      |       |      |         | HANCOCK |       |          |      |      |       |      |         |
|---------|-------|----------|------|------|-------|------|---------|---------|-------|----------|------|------|-------|------|---------|
|         | Haney | Harrison | Hoyt | Hoyt | Pepin | Odus | Collins |         | Haney | Harrison | Hoyt | Hoyt | Pepin | Odus | Collins |
| 22..... | 80    | 146      | 2    | —    | 2     | —    | 1       | 32..... | 177   | 54       | 5    | —    | —     | —    | 1       |
| 23..... | 104   | 191      | 1    | 1    | —     | —    | —       | 35..... | 132   | 69       | —    | —    | —     | —    | —       |
| 24..... | 79    | 224      | 1    | 1    | —     | —    | —       | 34..... | 143   | 38       | 7    | 1    | —     | 1    | —       |
| 25..... | 113   | 195      | 1    | —    | —     | 2    | 1       | 35..... | 112   | 112      | 3    | —    | —     | 2    | 4       |
| 26..... | 84    | 129      | 1    | 2    | 1     | —    | 2       | 36..... | 123   | 119      | 2    | —    | —     | —    | 3       |
| 27..... | 88    | 160      | —    | —    | —     | 1    | 1       | 37..... | 107   | 102      | 1    | —    | —     | —    | —       |
| 28..... | 104   | 118      | —    | —    | —     | —    | —       | 38..... | 107   | 92       | —    | —    | 1     | 1    | 1       |
| 29..... | 106   | 167      | —    | 1    | —     | 2    | 4       | 39..... | 91    | 88       | 3    | —    | —     | 1    | —       |
| 30..... | 75    | 213      | 1    | 2    | 1     | —    | 4       | 40..... | 112   | 100      | 2    | —    | 1     | —    | —       |
| 31..... | 140   | 143      | 1    | 1    | 1     | —    | 3       | 41..... | 98    | 80       | 1    | —    | —     | 1    | 1       |
| 32..... | 119   | 120      | 1    | 1    | —     | —    | —       | 42..... | 99    | 105      | 4    | 1    | —     | —    | 3       |
| 33..... | 104   | 145      | 2    | 2    | 1     | —    | 2       | 43..... | 95    | 63       | 1    | —    | —     | —    | —       |
| Total.. | 3319  | 5140     | 34   | 27   | 18    | 18   | 67      | 44..... | 103   | 122      | 2    | —    | —     | 1    | 1       |
| V.—     |       |          |      |      |       |      |         | 45..... | 87    | 69       | 1    | —    | —     | —    | —       |
| 1.....  | 83    | 192      | 2    | 1    | —     | —    | —       | 46..... | 87    | 64       | 1    | —    | —     | —    | —       |
| 2.....  | 63    | 145      | 2    | 4    | —     | —    | 1       | 47..... | 106   | 51       | 1    | —    | —     | —    | —       |
| 3.....  | 60    | 230      | 4    | —    | 2     | 1    | 4       | 48..... | 133   | 62       | 4    | —    | —     | —    | —       |
| 4.....  | 83    | 173      | 1    | —    | —     | —    | —       | 49..... | 135   | 40       | 3    | —    | —     | 1    | —       |
| 5.....  | 58    | 180      | 1    | 1    | 1     | —    | —       | 50..... | 135   | 54       | 5    | —    | —     | —    | 1       |
| 6.....  | 68    | 183      | 3    | —    | —     | —    | 3       | Total.. | 5870  | 4246     | 114  | 7    | 11    | 37   | 62      |
| 7.....  | 51    | 205      | —    | —    | —     | —    | —       | VII.—   |       |          |      |      |       |      |         |
| 8.....  | 53    | 142      | 3    | 1    | 1     | —    | 3       | 1.....  | 149   | 96       | 1    | —    | —     | —    | —       |
| 9.....  | 78    | 174      | 1    | 4    | —     | —    | —       | 2.....  | 99    | 91       | 2    | —    | —     | 1    | 3       |
| 10..... | 66    | 174      | 1    | —    | 1     | 2    | —       | 3.....  | 109   | 62       | 4    | 1    | —     | —    | 2       |
| 11..... | 86    | 135      | 1    | 1    | 1     | —    | —       | 4.....  | 137   | 99       | —    | —    | —     | —    | 1       |
| 12..... | 72    | 115      | 2    | 4    | —     | —    | —       | 5.....  | 127   | 86       | 3    | —    | —     | —    | —       |
| 13..... | 95    | 143      | 1    | —    | —     | —    | 2       | 6.....  | 98    | 69       | 3    | 2    | —     | —    | 1       |
| 14..... | 128   | 171      | 1    | 1    | —     | —    | 2       | 7.....  | 119   | 105      | —    | 3    | —     | —    | 1       |
| 15..... | 140   | 86       | 1    | —    | —     | 2    | 2       | 8.....  | 89    | 84       | 1    | —    | —     | —    | —       |
| 16..... | 87    | 137      | —    | —    | 3     | —    | —       | 9.....  | 97    | 60       | 1    | —    | —     | —    | 1       |
| 17..... | 109   | 162      | 1    | —    | 2     | —    | 1       | 10..... | 100   | 111      | 3    | —    | —     | —    | 1       |
| 18..... | 158   | 97       | 1    | 2    | —     | —    | —       | 11..... | 105   | 96       | 1    | —    | 1     | —    | 3       |
| 19..... | 123   | 139      | —    | —    | —     | 1    | 2       | 12..... | 81    | 95       | —    | —    | 2     | —    | 2       |
| 20..... | 99    | 103      | 1    | —    | —     | 1    | 1       | 13..... | 95    | 94       | 4    | —    | —     | 2    | 1       |
| 21..... | 75    | 140      | 3    | 6    | 2     | —    | 1       | 14..... | 95    | 63       | 1    | 2    | —     | 2    | 2       |
| 22..... | 147   | 115      | 1    | 2    | —     | 1    | 5       | 15..... | 120   | 102      | 3    | 2    | —     | 2    | 3       |
| 23..... | 141   | 132      | 1    | —    | —     | —    | 2       | 16..... | 83    | 66       | 5    | —    | —     | 1    | 2       |
| 24..... | 94    | 153      | —    | 3    | 1     | 1    | 3       | 17..... | 104   | 83       | 15   | 1    | 1     | 2    | 3       |
| 25..... | 117   | 136      | 1    | 2    | —     | —    | 1       | 18..... | 104   | 77       | 10   | 2    | 4     | —    | —       |
| 26..... | 160   | 122      | 4    | 1    | —     | —    | 5       | 19..... | 128   | 85       | 4    | —    | —     | 3    | 1       |
| 27..... | 163   | 121      | 1    | 1    | —     | —    | 1       | 20..... | 120   | 70       | 4    | 1    | —     | —    | 6       |
| 28..... | 142   | 66       | —    | —    | —     | —    | —       | 21..... | 139   | 91       | 6    | —    | —     | —    | 2       |
| 29..... | 146   | 145      | 1    | 1    | —     | —    | 6       | 22..... | 100   | 38       | 1    | —    | —     | —    | 1       |
| 30..... | 120   | 138      | 1    | 2    | 1     | 1    | 6       | 23..... | 120   | 78       | 7    | 1    | —     | —    | 5       |
| 31..... | 86    | 130      | 1    | 1    | 1     | —    | 2       | 24..... | 72    | 50       | 4    | —    | —     | 11   | —       |
| 32..... | 103   | 128      | 1    | —    | —     | —    | 4       | 25..... | 83    | 71       | 2    | —    | —     | —    | 3       |
| 33..... | 90    | 142      | 2    | —    | 1     | —    | 4       | 26..... | 137   | 79       | 5    | —    | —     | —    | 2       |
| Total.. | 3354  | 4749     | 45   | 34   | 18    | 12   | 63      | 27..... | 139   | 83       | 7    | 4    | 1     | —    | 1       |
| VI.—    |       |          |      |      |       |      |         | 28..... | 114   | 73       | 9    | 1    | —     | —    | 1       |
| 1.....  | 134   | 65       | —    | —    | —     | —    | —       | 29..... | 112   | 128      | 5    | —    | —     | 1    | 4       |
| 2.....  | 108   | 90       | 3    | —    | 1     | —    | —       | 30..... | 88    | 81       | 6    | 2    | —     | —    | 4       |
| 3.....  | 115   | 87       | 2    | —    | 3     | —    | 2       | 31..... | 80    | 134      | 2    | 1    | 2     | 2    | 2       |
| 4.....  | 127   | 87       | 1    | 1    | —     | 2    | 1       | 32..... | 128   | 119      | —    | 2    | —     | —    | 8       |
| 5.....  | 88    | 101      | —    | 1    | —     | —    | 2       | 33..... | 120   | 118      | 1    | —    | —     | 2    | 4       |
| 6.....  | 99    | 109      | 3    | 1    | —     | 1    | 1       | 34..... | 99    | 119      | 5    | 1    | 1     | —    | 6       |
| 7.....  | 111   | 102      | 1    | —    | —     | 2    | 2       | 35..... | 95    | 100      | 5    | 3    | —     | 1    | 7       |
| 8.....  | 126   | 106      | 5    | —    | —     | 1    | 1       | 36..... | 125   | 84       | 3    | 1    | 1     | —    | 3       |
| 9.....  | 147   | 83       | 3    | —    | —     | 1    | 1       | 37..... | 88    | 70       | 4    | 1    | —     | 1    | 2       |
| 10..... | 100   | 85       | 3    | —    | —     | 2    | 1       | 38..... | 67    | 49       | 3    | —    | —     | —    | 2       |
| 11..... | 102   | 99       | 1    | 1    | —     | —    | 2       | 39..... | 121   | 59       | 6    | 3    | 2     | 2    | 1       |
| 12..... | 114   | 84       | 1    | —    | —     | 1    | 4       | 40..... | 123   | 91       | 11   | —    | —     | —    | —       |
| 13..... | 135   | 78       | 8    | —    | —     | —    | 2       | 41..... | 124   | 72       | 7    | —    | —     | —    | —       |
| 14..... | 164   | 83       | 4    | —    | —     | —    | 1       | 42..... | 116   | 58       | 1    | —    | —     | 2    | 1       |
| 15..... | 170   | 96       | —    | —    | —     | —    | 1       | 43..... | 93    | 91       | 2    | 1    | —     | 5    | 1       |
| 16..... | 128   | 72       | 4    | —    | —     | —    | 1       | 44..... | 96    | 60       | 1    | 5    | 1     | —    | —       |
| 17..... | 110   | 93       | 7    | —    | —     | —    | 1       | 45..... | 102   | 62       | 2    | 2    | —     | 1    | —       |
| 18..... | 109   | 71       | 4    | 1    | —     | —    | 3       | 46..... | 89    | 93       | 3    | —    | —     | —    | 7       |
| 19..... | 107   | 106      | —    | —    | —     | 2    | 2       | 47..... | 74    | 72       | 1    | —    | —     | 4    | 6       |
| 20..... | 133   | 93       | 6    | —    | —     | —    | 1       | 48..... | 67    | 62       | —    | —    | —     | —    | 4       |
| 21..... | 119   | 114      | —    | —    | —     | —    | —       | 49..... | 91    | 107      | 2    | —    | —     | 2    | 4       |
| 22..... | 105   | 85       | —    | —    | 2     | —    | —       | 50..... | 106   | 99       | 10   | 2    | 2     | 4    | 4       |
| 23..... | 145   | 123      | —    | —    | —     | —    | —       | 51..... | 108   | 112      | 1    | 1    | —     | —    | 3       |
| 24..... | 145   | 115      | —    | —    | —     | —    | —       | Total.. | 5361  | 4297     | 187  | 45   | 18    | 53   | 122     |
| 25..... | 117   | 89       | —    | —    | —     | 6    | 1       | VIII.—  |       |          |      |      |       |      |         |
| 26..... | 89    | 72       | —    | —    | —     | —    | —       | 1.....  | 119   | 80       | 2    | 1    | —     | —    | 4       |
| 27..... | 85    | 84       | 1    | —    | —     | —    | 2       | 2.....  | 128   | 56       | 2    | —    | —     | 2    | 3       |
| 28..... | 81    | 95       | 2    | —    | 1     | —    | 7       | 3.....  | 117   | 75       | 3    | —    | —     | —    | 12      |
| 29..... | 94    | 101      | 6    | —    | 2     | —    | 1       | 4.....  | 154   | 71       | 1    | —    | —     | 3    | 26      |
| 30..... | 133   | 37       | 1    | —    | —     | —    | —       | 5.....  | 95    | 107      | 1    | 1    | 3     | 2    | 14      |
| 31..... | 148   | 42       | 2    | —    | —     | 1    | 1       | 6.....  | 60    | 147      | 2    | 2    | 3     | 1    | 8       |

ELECTION RETURNS.

|         | Haney | Harrison | Hoyt | Hoyt | Peppin | 'odus | Collins |
|---------|-------|----------|------|------|--------|-------|---------|
| 7.....  | 105   | 129      | 2    | 1    | 3      | —     | 19      |
| 8.....  | 51    | 157      | 1    | 3    | 1      | 1     | 11      |
| 9.....  | 120   | 73       | 1    | 1    | 1      | —     | 9       |
| 10..... | 85    | 95       | 1    | 1    | —      | —     | 15      |
| 11..... | 82    | 160      | 1    | 3    | 3      | —     | 24      |
| 12..... | 58    | 128      | 1    | 2    | 3      | 2     | 16      |
| 13..... | 77    | 132      | 2    | 1    | 1      | 2     | 31      |
| 14..... | 132   | 84       | 1    | —    | —      | —     | 7       |
| 15..... | 140   | 93       | 1    | —    | 1      | —     | 11      |
| 16..... | 110   | 134      | 2    | 1    | —      | 4     | 13      |
| 17..... | 56    | 162      | 1    | 2    | —      | —     | 10      |
| 18..... | 124   | 118      | —    | —    | —      | —     | 14      |
| 19..... | 45    | 80       | —    | —    | —      | —     | 10      |
| 20..... | 100   | 80       | 1    | 1    | —      | —     | 9       |
| 21..... | 116   | 145      | —    | —    | 1      | 3     | 6       |
| 22..... | 159   | 116      | 2    | 5    | 2      | 3     | 8       |
| 23..... | 106   | 102      | 2    | —    | —      | —     | 11      |
| 24..... | 84    | 126      | —    | —    | —      | 3     | 8       |
| 25..... | 149   | 100      | 3    | 3    | —      | 1     | 15      |
| 26..... | 130   | 83       | 3    | —    | 2      | —     | 7       |
| 27..... | 109   | 130      | 2    | —    | —      | —     | 15      |
| 28..... | 105   | 142      | 1    | —    | —      | 1     | 6       |
| 29..... | 112   | 130      | —    | —    | —      | —     | 4       |
| 30..... | 122   | 131      | 3    | —    | —      | —     | 19      |
| 31..... | 90    | 81       | 1    | 1    | —      | —     | 1       |
| 32..... | 64    | 64       | —    | —    | —      | 1     | —       |

Total.. 3294 3511 43 26 24 29 366

| IX.—    |     |     |   |    |   |   |    |
|---------|-----|-----|---|----|---|---|----|
| 1.....  | 135 | 162 | 1 | —  | — | 1 | 5  |
| 2.....  | 127 | 81  | 2 | —  | — | — | —  |
| 3.....  | 83  | 154 | — | —  | — | — | —  |
| 4.....  | 111 | 125 | 1 | 3  | 1 | — | 7  |
| 5.....  | 104 | 167 | 4 | —  | — | — | 8  |
| 6.....  | 100 | 155 | 1 | 4  | — | — | 9  |
| 7.....  | 94  | 124 | — | —  | — | — | 7  |
| 8.....  | 78  | 132 | 1 | 2  | — | — | 3  |
| 9.....  | 119 | 115 | — | —  | — | — | 13 |
| 10..... | 119 | 144 | 4 | —  | — | — | —  |
| 11..... | 107 | 125 | — | 5  | — | 1 | 8  |
| 12..... | 182 | 115 | — | 4  | — | — | 3  |
| 13..... | 133 | 130 | 1 | 3  | — | — | —  |
| 14..... | 138 | 103 | — | —  | — | 5 | —  |
| 15..... | 75  | 98  | — | —  | — | — | —  |
| 16..... | 129 | 142 | 1 | 3  | 2 | — | 4  |
| 17..... | 99  | 145 | 1 | —  | — | 1 | 1  |
| 18..... | 78  | 129 | — | —  | — | — | 2  |
| 19..... | 99  | 152 | — | 1  | — | 4 | 1  |
| 20..... | 76  | 133 | — | 5  | — | — | 2  |
| 21..... | 109 | 138 | 1 | 11 | — | 1 | 2  |
| 22..... | 86  | 109 | 1 | 2  | — | — | 2  |
| 23..... | 126 | 137 | — | 11 | 2 | — | 5  |
| 24..... | 112 | 122 | 2 | 4  | 2 | — | 3  |
| 25..... | 89  | 141 | — | 2  | — | — | 2  |
| 26..... | 46  | 181 | 1 | 13 | — | — | —  |
| 27..... | 49  | 166 | 1 | 3  | — | — | 4  |
| 28..... | 171 | 143 | 3 | 1  | 1 | — | 6  |
| 29..... | 114 | 129 | 3 | 3  | 1 | 1 | 5  |

Total.. 3088 3947 29 82 9 14 101

| X.—     |     |     |   |    |    |   |    |
|---------|-----|-----|---|----|----|---|----|
| 1.....  | 63  | 100 | 1 | —  | —  | 1 | 8  |
| 2.....  | 63  | 164 | 1 | 1  | —  | 1 | 5  |
| 3.....  | 78  | 143 | — | 3  | —  | — | 2  |
| 4.....  | 94  | 161 | 1 | —  | 1  | — | 13 |
| 5.....  | 52  | 131 | — | 5  | —  | — | 2  |
| 6.....  | 58  | 188 | 2 | —  | —  | — | 7  |
| 7.....  | 93  | 205 | 2 | —  | 1  | — | 3  |
| 8.....  | 80  | 158 | 2 | —  | 1  | — | 5  |
| 9.....  | 146 | 123 | 3 | 4  | 1  | 1 | 11 |
| 10..... | 118 | 139 | 1 | 1  | —  | — | 4  |
| 11..... | 80  | 117 | 4 | 2  | —  | 1 | 4  |
| 12..... | 74  | 120 | — | 3  | —  | — | 3  |
| 13..... | 94  | 245 | 1 | —  | 1  | 1 | 3  |
| 14..... | 91  | 110 | 1 | 6  | 3  | — | 3  |
| 15..... | 71  | 153 | 1 | 16 | 1  | 1 | —  |
| 16..... | 113 | 172 | 1 | —  | —  | — | 1  |
| 17..... | 85  | 173 | — | 8  | —  | — | —  |
| 18..... | 89  | 187 | — | 1  | 21 | — | 1  |
| 19..... | 92  | 162 | 2 | 8  | —  | — | 3  |
| 20..... | 77  | 108 | — | 14 | 3  | — | 2  |
| 21..... | 100 | 132 | — | 15 | —  | — | 1  |
| 22..... | 85  | 108 | 1 | 7  | 1  | — | 3  |

|         | Haney | Harrison | Hoyt | Hoyt | Peppin | 'odus | Collins |
|---------|-------|----------|------|------|--------|-------|---------|
| 23..... | 75    | 218      | 2    | 19   | —      | —     | 2       |
| 24..... | 109   | 152      | —    | 14   | 1      | —     | 1       |
| 25..... | 77    | 200      | 1    | 17   | —      | —     | 3       |
| 26..... | 81    | 168      | 2    | 13   | —      | —     | —       |
| 27..... | 171   | 95       | —    | 11   | —      | —     | —       |
| 28..... | 65    | 173      | —    | 11   | —      | —     | —       |
| 29..... | 78    | 121      | 2    | 13   | —      | —     | —       |

Total.. 2551 4426 37 212 14 7 89

| XI.—    |     |     |   |    |   |   |    |
|---------|-----|-----|---|----|---|---|----|
| 1.....  | 121 | 210 | — | 1  | — | 1 | 5  |
| 2.....  | 119 | 189 | 3 | 1  | — | 4 | 3  |
| 3.....  | 75  | 161 | 1 | —  | — | — | 3  |
| 4.....  | 109 | 98  | 1 | 1  | — | — | 2  |
| 5.....  | 92  | 166 | 3 | 1  | — | 1 | 3  |
| 6.....  | 111 | 150 | 1 | 3  | 1 | — | 5  |
| 7.....  | 128 | 148 | 1 | 1  | — | 3 | 6  |
| 8.....  | 136 | 161 | 1 | 2  | — | 1 | 5  |
| 9.....  | 59  | 152 | 1 | —  | 2 | — | —  |
| 10..... | 124 | 131 | 3 | 3  | 2 | — | 6  |
| 11..... | 133 | 148 | 3 | 5  | — | — | 8  |
| 12..... | 122 | 158 | — | 2  | — | 3 | 8  |
| 13..... | 104 | 155 | 2 | 3  | — | 5 | 4  |
| 14..... | 87  | 137 | 1 | 2  | 2 | 4 | 7  |
| 15..... | 139 | 151 | — | 1  | — | — | 3  |
| 16..... | 63  | 193 | — | 4  | — | — | —  |
| 17..... | 79  | 157 | 5 | —  | 1 | — | 2  |
| 18..... | 65  | 150 | 1 | 4  | — | 1 | 1  |
| 19..... | 53  | 120 | 1 | 6  | 1 | — | 2  |
| 20..... | 65  | 207 | 3 | 5  | — | — | 2  |
| 21..... | 78  | 170 | 2 | 10 | 3 | — | 1  |
| 22..... | 59  | 162 | — | 12 | — | — | 3  |
| 23..... | 124 | 173 | — | 5  | — | 1 | 5  |
| 24..... | 117 | 180 | 2 | 3  | — | — | 4  |
| 25..... | 125 | 142 | 1 | 5  | — | — | 4  |
| 26..... | 145 | 127 | — | 3  | 2 | — | 8  |
| 27..... | 90  | 115 | — | 4  | 1 | — | 6  |
| 28..... | 151 | 134 | 1 | 5  | — | 1 | 12 |
| 29..... | 124 | 105 | 1 | 5  | 1 | 4 | 6  |
| 30..... | 82  | 158 | 3 | 2  | 3 | 1 | 4  |
| 31..... | 80  | 110 | 4 | 2  | 1 | 1 | 1  |
| 32..... | 85  | 153 | 2 | 2  | 2 | 1 | 3  |
| 33..... | 93  | 147 | 1 | 15 | — | — | 3  |

Total.. 3337 5021 48 118 22 32 135

| XII.—   |     |     |    |    |   |   |    |
|---------|-----|-----|----|----|---|---|----|
| 1.....  | 79  | 139 | 3  | 2  | 1 | — | 3  |
| 2.....  | 58  | 127 | —  | 3  | — | — | 9  |
| 3.....  | 112 | 158 | 1  | 1  | 2 | — | 8  |
| 4.....  | 85  | 124 | 5  | 2  | — | — | 2  |
| 5.....  | 139 | 137 | 3  | 3  | — | 2 | 8  |
| 6.....  | 79  | 117 | 4  | 4  | — | — | 4  |
| 7.....  | 99  | 130 | 1  | —  | — | — | 4  |
| 8.....  | 88  | 135 | 1  | —  | — | 1 | —  |
| 9.....  | 109 | 152 | —  | —  | — | 4 | —  |
| 10..... | 128 | 103 | 2  | 1  | — | — | 1  |
| 11..... | 129 | 111 | 3  | 4  | — | — | 1  |
| 12..... | 142 | 95  | 9  | —  | — | 1 | 1  |
| 13..... | 117 | 169 | 4  | 1  | — | — | 5  |
| 14..... | 94  | 110 | 7  | —  | — | — | 7  |
| 15..... | 126 | 139 | 3  | 18 | — | 1 | 6  |
| 16..... | 81  | 153 | 2  | —  | 3 | — | —  |
| 17..... | 67  | 161 | 9  | 9  | — | — | 4  |
| 18..... | 143 | 152 | —  | 6  | — | 1 | 8  |
| 19..... | 175 | 123 | 7  | 17 | 1 | — | 3  |
| 20..... | 129 | 166 | 2  | 3  | — | 1 | 4  |
| 21..... | 134 | 126 | 5  | 4  | 2 | — | 3  |
| 22..... | 91  | 149 | 3  | 3  | 1 | — | 2  |
| 23..... | 141 | 130 | 4  | 4  | 1 | 2 | 18 |
| 24..... | 111 | 125 | 3  | 2  | 2 | — | 8  |
| 25..... | 94  | 142 | 2  | —  | 1 | — | 1  |
| 26..... | 114 | 141 | 9  | 2  | — | — | 7  |
| 27..... | 56  | 143 | 1  | 8  | — | — | 3  |
| 28..... | 86  | 143 | 2  | 9  | 1 | 1 | 6  |
| 29..... | 100 | 140 | 1  | 11 | 1 | 3 | 2  |
| 30..... | 101 | 121 | 3  | 8  | 1 | — | 8  |
| 31..... | 96  | 144 | 3  | 5  | 1 | — | 4  |
| 32..... | 111 | 137 | 1  | 8  | 2 | — | 5  |
| 33..... | 74  | 119 | 1  | 12 | — | — | 7  |
| 34..... | 63  | 155 | 11 | 2  | — | — | 2  |
| 35..... | 68  | 160 | 1  | 20 | — | — | —  |

Total.. 3619 4776 117 168 22 18 164

| XIII.—  | Hanecy. | Harrison. | Hoyt. | Hoyt. | Pepin | R'odus | Collins |
|---------|---------|-----------|-------|-------|-------|--------|---------|
| 1.....  | 128     | 108       | 1     | —     | —     | —      | 6       |
| 2.....  | 97      | 98        | 12    | —     | —     | —      | 4       |
| 3.....  | 126     | 102       | 10    | —     | —     | —      | 5       |
| 4.....  | 120     | 89        | 1     | 4     | —     | —      | 4       |
| 5.....  | 137     | 100       | 6     | 1     | —     | —      | 3       |
| 6.....  | 97      | 98        | 8     | —     | 1     | —      | 2       |
| 7.....  | 128     | 86        | 10    | —     | —     | 1      | 2       |
| 8.....  | 111     | 99        | 7     | —     | —     | 2      | 1       |
| 9.....  | 116     | 95        | 5     | —     | —     | —      | 1       |
| 10..... | 115     | 129       | 4     | —     | —     | 1      | 1       |
| 11..... | 145     | 122       | 2     | —     | —     | —      | 5       |
| 12..... | 123     | 86        | 4     | —     | —     | —      | 2       |
| 13..... | 142     | 100       | 1     | 1     | —     | —      | 2       |
| 14..... | 168     | 116       | 5     | —     | —     | —      | 2       |
| 15..... | 114     | 82        | 2     | —     | —     | 2      | —       |
| 16..... | 119     | 133       | 1     | —     | —     | —      | 5       |
| 17..... | 81      | 102       | 3     | —     | —     | —      | 5       |
| 18..... | 119     | 125       | 4     | —     | —     | 1      | 2       |
| 19..... | 135     | 132       | 8     | —     | —     | 2      | 4       |
| 20..... | 98      | 130       | 1     | —     | —     | 1      | 3       |
| 21..... | 118     | 172       | 2     | —     | —     | —      | —       |
| 22..... | 97      | 115       | 4     | 1     | —     | —      | 4       |
| 23..... | 116     | 161       | 6     | —     | —     | 6      | 6       |
| 24..... | 114     | 107       | 3     | 1     | 3     | 2      | 2       |
| 25..... | 126     | 125       | —     | —     | —     | —      | 4       |
| 26..... | 136     | 81        | 5     | —     | —     | 1      | 5       |
| 27..... | 146     | 105       | 11    | —     | —     | —      | 9       |
| 28..... | 127     | 110       | 5     | —     | —     | —      | 1       |
| 29..... | 116     | 112       | 5     | 1     | —     | 3      | 5       |
| 30..... | 88      | 99        | 5     | 3     | —     | 1      | 8       |
| 31..... | 86      | 124       | 2     | 3     | —     | —      | 2       |
| 32..... | 125     | 132       | 1     | 1     | 1     | —      | 10      |
| 33..... | 101     | 143       | 2     | —     | 1     | —      | 11      |
| 34..... | 82      | 162       | 5     | 1     | —     | —      | 5       |
| 35..... | 96      | 167       | 1     | 2     | —     | —      | 9       |
| 36..... | 77      | 119       | 1     | 1     | 2     | —      | 1       |
| 37..... | 86      | 149       | 2     | —     | —     | —      | 4       |
| Total.. | 4257    | 4370      | 155   | 20    | 8     | 31     | 144     |

| XIV.—   | Hanecy. | Harrison. | Hoyt. | Hoyt. | Pepin | R'odus | Collins |
|---------|---------|-----------|-------|-------|-------|--------|---------|
| 1.....  | 92      | 119       | 1     | 4     | —     | 1      | 1       |
| 2.....  | 90      | 97        | —     | 1     | —     | —      | 12      |
| 3.....  | 78      | 120       | 2     | 1     | 1     | —      | 2       |
| 4.....  | 55      | 222       | —     | —     | —     | 2      | 8       |
| 5.....  | 70      | 184       | 2     | 2     | —     | 1      | 5       |
| 6.....  | 117     | 115       | 1     | —     | —     | —      | 2       |
| 7.....  | 133     | 152       | 2     | 3     | 2     | —      | 4       |
| 8.....  | 143     | 107       | 1     | —     | —     | —      | 11      |
| 9.....  | 91      | 153       | 2     | 4     | —     | 1      | 13      |
| 10..... | 86      | 183       | 2     | 3     | 1     | —      | 6       |
| 11..... | 109     | 149       | 1     | 1     | 1     | —      | 12      |
| 12..... | 84      | 127       | 1     | —     | —     | —      | 6       |
| 13..... | 84      | 98        | 1     | 4     | —     | —      | 2       |
| 14..... | 88      | 99        | 1     | —     | —     | —      | 1       |
| 15..... | 100     | 134       | 1     | 1     | —     | 1      | 9       |
| 16..... | 97      | 122       | 1     | 2     | 2     | —      | 14      |
| 17..... | 111     | 113       | 2     | 3     | 1     | 3      | 3       |
| 18..... | 97      | 130       | —     | 1     | 1     | —      | 5       |
| 19..... | 124     | 150       | 5     | 1     | 1     | —      | 2       |
| 20..... | 119     | 105       | 3     | —     | 2     | —      | 1       |
| 21..... | 130     | 81        | 9     | 1     | —     | —      | 4       |
| 22..... | 154     | 121       | 2     | —     | —     | 3      | 1       |
| 23..... | 96      | 107       | 5     | —     | 5     | —      | 2       |
| 24..... | 105     | 115       | 7     | —     | —     | 1      | 3       |
| 25..... | 121     | 136       | 2     | 2     | —     | —      | 1       |
| 26..... | 119     | 127       | 1     | —     | —     | 4      | 5       |
| 27..... | 93      | 144       | 1     | —     | —     | 1      | 3       |
| 28..... | 75      | 145       | —     | 1     | —     | —      | 3       |
| 29..... | 91      | 129       | 1     | 2     | 1     | 2      | 3       |
| 30..... | 135     | 171       | 4     | 1     | —     | —      | 5       |
| 31..... | 103     | 136       | —     | —     | —     | —      | 4       |
| 32..... | 126     | 127       | 5     | 1     | 1     | 1      | 1       |
| 33..... | 113     | 101       | 5     | 1     | —     | 1      | 4       |
| 34..... | 147     | 90        | 8     | 1     | —     | —      | 2       |
| 35..... | 132     | 93        | 2     | —     | —     | —      | —       |
| 36..... | 108     | 110       | 1     | 1     | —     | —      | 1       |
| 37..... | 114     | 106       | 4     | 2     | —     | 2      | 4       |
| 38..... | 113     | 103       | 6     | 2     | —     | 4      | 1       |
| 39..... | 101     | 110       | 3     | —     | —     | 1      | 3       |
| 40..... | 74      | 69        | 4     | —     | —     | —      | 1       |
| Total.. | 4218    | 4990      | 99    | 51    | 14    | 33     | 173     |

| XV.—    | Hanecy. | Harrison. | Hoyt. | Hoyt. | Pepin | R'odus | Collins |
|---------|---------|-----------|-------|-------|-------|--------|---------|
| 1.....  | 149     | 126       | 4     | —     | —     | 1      | 8       |
| 2.....  | 122     | 131       | 5     | 2     | —     | —      | 1       |
| 3.....  | 108     | 126       | —     | —     | —     | —      | 1       |
| 4.....  | 74      | 142       | 1     | 1     | —     | —      | 10      |
| 5.....  | 111     | 185       | 2     | 3     | —     | —      | 3       |
| 6.....  | 98      | 180       | 1     | 1     | 1     | 1      | 22      |
| 7.....  | 118     | 124       | 5     | 2     | 1     | 1      | 17      |
| 8.....  | 136     | 95        | 7     | 5     | 2     | 1      | 19      |
| 9.....  | 130     | 121       | 8     | 5     | 2     | 1      | 25      |
| 10..... | 119     | 139       | 8     | 3     | 4     | 2      | 20      |
| 11..... | 118     | 127       | 4     | 7     | 3     | —      | 13      |
| 12..... | 96      | 112       | 4     | 2     | 3     | —      | 12      |
| 13..... | 123     | 101       | 6     | 4     | 1     | 4      | 14      |
| 14..... | 132     | 101       | 2     | 1     | 2     | 4      | 12      |
| 15..... | 100     | 106       | 1     | 1     | —     | —      | 15      |
| 16..... | 99      | 124       | 6     | 1     | —     | —      | 14      |
| 17..... | 116     | 134       | 1     | 2     | —     | —      | 18      |
| 18..... | 126     | 111       | 3     | 1     | 1     | —      | 2       |
| 19..... | 109     | 153       | 9     | 1     | —     | —      | 14      |
| 20..... | 82      | 150       | 1     | 1     | 1     | 6      | —       |
| 21..... | 151     | 125       | 1     | —     | —     | —      | 1       |
| 22..... | 116     | 109       | 2     | 2     | 2     | 6      | —       |
| 23..... | 126     | 135       | 5     | 5     | 1     | 3      | 16      |
| 24..... | 134     | 148       | 3     | 1     | —     | —      | 14      |
| 25..... | 94      | 134       | 1     | 4     | 1     | —      | 10      |
| 26..... | 74      | 145       | 1     | 3     | —     | —      | 4       |
| 27..... | 68      | 131       | 1     | 2     | 1     | 1      | 8       |
| 28..... | 84      | 122       | 1     | —     | —     | —      | 5       |
| 29..... | 92      | 131       | 2     | 3     | 2     | —      | 6       |
| 30..... | 92      | 164       | 4     | 10    | 2     | —      | 7       |
| 31..... | 113     | 153       | 1     | 3     | —     | —      | 10      |
| 32..... | 85      | 147       | 6     | —     | —     | —      | —       |
| Total.. | 3495    | 4232      | 105   | 76    | *33   | 46     | 347     |

\*Unofficial.

| XVI.—   | Hanecy. | Harrison. | Hoyt. | Hoyt. | Pepin | R'odus | Collins |
|---------|---------|-----------|-------|-------|-------|--------|---------|
| 1.....  | 64      | 193       | 3     | —     | —     | —      | 8       |
| 2.....  | 84      | 141       | —     | —     | —     | —      | 13      |
| 3.....  | 89      | 166       | —     | —     | —     | —      | 5       |
| 4.....  | 65      | 178       | —     | 1     | —     | —      | 4       |
| 5.....  | 119     | 141       | 2     | 3     | 1     | —      | 8       |
| 6.....  | 81      | 163       | 2     | —     | —     | —      | 19      |
| 7.....  | 60      | 155       | 1     | 3     | —     | —      | 6       |
| 8.....  | 52      | 233       | 2     | —     | —     | —      | 10      |
| 9.....  | 57      | 171       | 1     | 1     | —     | —      | 7       |
| 10..... | 101     | 209       | 1     | 1     | 1     | —      | 3       |
| 11..... | 49      | 203       | 2     | —     | —     | —      | 7       |
| 12..... | 43      | 225       | 1     | 1     | 1     | 1      | 2       |
| 13..... | 46      | 271       | —     | —     | —     | —      | —       |
| 14..... | 59      | 267       | —     | 1     | —     | —      | 2       |
| 15..... | 45      | 214       | —     | 1     | —     | —      | —       |
| 16..... | 48      | 208       | 1     | —     | 1     | 1      | 2       |
| 17..... | 91      | 137       | 1     | 2     | —     | —      | 6       |
| 18..... | 67      | 159       | 2     | —     | —     | —      | 8       |
| 19..... | 89      | 205       | 2     | 1     | —     | —      | 4       |
| 20..... | 111     | 148       | 2     | 5     | —     | 1      | 13      |
| 21..... | 69      | 90        | 1     | 1     | —     | —      | 8       |
| 22..... | 108     | 105       | 2     | 1     | 1     | 2      | 14      |
| 23..... | 109     | 164       | 3     | —     | —     | —      | 4       |
| 24..... | 119     | 175       | 4     | 4     | 1     | —      | 8       |
| 25..... | 88      | 168       | 1     | 1     | —     | —      | 8       |
| 26..... | 97      | 199       | 1     | 1     | —     | —      | 2       |
| 27..... | 70      | 245       | 1     | —     | —     | —      | 1       |
| 28..... | 32      | 164       | —     | —     | —     | —      | —       |
| 29..... | 74      | 208       | 2     | —     | —     | —      | 5       |
| 30..... | 31      | 210       | —     | —     | —     | —      | 3       |
| 31..... | 73      | 251       | —     | —     | —     | —      | 4       |
| Total.. | 2290    | 5766      | 39    | 28    | 6     | 9      | 188     |

| XVII.—  | Hanecy. | Harrison. | Hoyt. | Hoyt. | Pepin | R'odus | Collins |
|---------|---------|-----------|-------|-------|-------|--------|---------|
| 1.....  | 110     | 134       | 1     | —     | —     | —      | 5       |
| 2.....  | 117     | 112       | 2     | 2     | —     | —      | 3       |
| 3.....  | 103     | 176       | 1     | 2     | 3     | —      | 6       |
| 4.....  | 78      | 76        | 1     | 1     | —     | —      | —       |
| 5.....  | 60      | 209       | 4     | 4     | —     | 1      | 4       |
| 6.....  | 65      | 132       | 1     | 5     | —     | —      | 8       |
| 7.....  | 62      | 189       | 1     | 1     | 2     | —      | 4       |
| 8.....  | 120     | 160       | 1     | —     | 1     | —      | 5       |
| 9.....  | 79      | 200       | 2     | 2     | —     | 2      | 3       |
| 10..... | 87      | 158       | 1     | 1     | 1     | —      | 6       |
| 11..... | 69      | 123       | 2     | —     | 1     | —      | 8       |

ELECTION RETURNS.

|         | Haney. | Harrison. | Hoyt. | Hoyt. | Pepin | R'odus | Collins |         | Haney. | Harrison. | Hoyt. | Hoyt. | Pepin | R'odus | Collins |
|---------|--------|-----------|-------|-------|-------|--------|---------|---------|--------|-----------|-------|-------|-------|--------|---------|
| 12..... | 53     | 95        | —     | 1     | —     | 1      | 3       | 9.....  | 61     | 153       | 1     | —     | —     | —      | 1 5     |
| 13..... | 76     | 171       | 3     | —     | 1     | 1      | 5       | 10..... | 65     | 200       | 2     | 1     | —     | 1      | —       |
| 14..... | 50     | 60        | 1     | —     | 1     | 1      | —       | 11..... | 68     | 187       | 1     | —     | —     | —      | —       |
| 15..... | 50     | 184       | 3     | —     | 1     | 1      | 1       | 12..... | 47     | 214       | 3     | —     | —     | —      | 3       |
| 16..... | 103    | 88        | 1     | —     | 1     | 1      | 1       | 13..... | 55     | 192       | 2     | —     | —     | 2      | —       |
| 17..... | 112    | 165       | —     | —     | —     | —      | 4       | 14..... | 85     | 153       | —     | —     | —     | —      | —       |
| 18..... | 141    | 162       | 4     | —     | —     | —      | 12      | 15..... | 73     | 180       | —     | —     | —     | —      | —       |
| 19..... | 132    | 129       | —     | 3     | —     | —      | 14      | 16..... | 62     | 117       | 1     | 2     | —     | —      | 7       |
| 20..... | 131    | 90        | 1     | 2     | —     | —      | 14      | 17..... | 99     | 80        | 1     | —     | —     | —      | 1       |
| 21..... | 123    | 67        | 7     | —     | —     | —      | 14      | 18..... | 83     | 106       | —     | 2     | —     | —      | —       |
| 22..... | 128    | 101       | 3     | 5     | 5     | —      | 16      | 19..... | 115    | 90        | —     | 1     | 1     | 1      | 3       |
| 23..... | 160    | 47        | 5     | 2     | 5     | 1      | 7       | 20..... | 122    | 87        | —     | —     | —     | —      | 1       |
| 24..... | 158    | 65        | 1     | 3     | 1     | 1      | 14      | 21..... | 73     | 99        | —     | —     | —     | 2      | 1       |
| 25..... | 164    | 65        | 1     | 4     | 2     | —      | 8       | 22..... | 120    | 95        | 1     | —     | 1     | —      | 4       |
| 26..... | 139    | 122       | 4     | 2     | —     | 1      | 10      | 23..... | 85     | 122       | 1     | —     | —     | 8      | 9       |
| 27..... | 121    | 76        | 3     | 2     | 1     | 6      | 10      | 24..... | 95     | 98        | 1     | 2     | 1     | 1      | —       |
| 28..... | 117    | 119       | 3     | 3     | 1     | —      | 9       | 25..... | 108    | 160       | —     | 12    | 4     | —      | 3       |
| 29..... | 122    | 110       | 7     | 4     | 1     | 1      | 15      | 26..... | 91     | 138       | —     | —     | —     | —      | 3       |
| 30..... | 143    | 106       | 1     | 1     | —     | —      | 4       | 27..... | 55     | 142       | 3     | 2     | 1     | —      | 5       |
| 31..... | 121    | 113       | 6     | —     | —     | —      | 6       | 28..... | 94     | 168       | 2     | —     | —     | —      | 7       |
| 32..... | 76     | 199       | 1     | 1     | 2     | —      | 13      | 29..... | 47     | 221       | 2     | 1     | 1     | —      | 5       |
| 33..... | 129    | 134       | 2     | 1     | 1     | 1      | 19      | 30..... | 77     | 207       | 2     | —     | —     | —      | 6       |
| 34..... | 118    | 107       | 3     | 2     | 2     | —      | 13      | 31..... | 59     | 226       | 1     | —     | —     | —      | —       |
| 35..... | 119    | 127       | 3     | —     | 2     | —      | 7       | 32..... | 43     | 227       | 2     | —     | —     | —      | 1       |
| 36..... | 133    | 112       | 6     | 2     | 1     | —      | 15      | 33..... | 57     | 178       | 1     | —     | —     | —      | 3       |
| 37..... | 173    | 111       | 4     | —     | 1     | —      | 9       | 34..... | 70     | 251       | —     | —     | —     | —      | 1       |
| 38..... | 82     | 97        | 2     | —     | —     | 1      | 6       | 35..... | 57     | 259       | —     | —     | —     | —      | 2       |
| 39..... | 116    | 105       | 2     | 3     | —     | —      | 2       | 36..... | 71     | 234       | —     | 3     | —     | —      | 2       |
| 40..... | 123    | 173       | 4     | 3     | —     | 1      | 5       | 37..... | 58     | 183       | 1     | —     | —     | —      | 8       |
| 41..... | 99     | 108       | 1     | 1     | —     | —      | 3       |         |        |           |       |       |       |        |         |
| 42..... | 93     | 145       | —     | —     | —     | —      | 4       |         |        |           |       |       |       |        |         |
| Total.. | 4614   | 5222      | 99    | 65    | 37    | 24     | 212     | Total.. | 2757   | 5882      | 34    | 33    | 10    | 26     | 93      |

| XVIII.— |      |      |    |    |   |    |     |
|---------|------|------|----|----|---|----|-----|
| 1.....  | 56   | 99   | —  | 1  | — | —  | 1   |
| 2.....  | 54   | 104  | —  | 1  | 1 | 1  | 1   |
| 3.....  | 103  | 140  | —  | —  | — | —  | 4   |
| 4.....  | 123  | 108  | 3  | —  | — | 1  | 3   |
| 5.....  | 88   | 126  | 3  | —  | — | 1  | 7   |
| 6.....  | 72   | 107  | 3  | 1  | — | —  | 4   |
| 7.....  | 102  | 106  | 1  | 2  | 1 | 2  | 8   |
| 8.....  | 69   | 86   | 3  | —  | — | —  | 3   |
| 9.....  | 86   | 112  | 2  | —  | — | 1  | 4   |
| 10..... | 64   | 81   | 3  | —  | — | 3  | 2   |
| 11..... | 56   | 184  | —  | —  | — | —  | —   |
| 12..... | 67   | 172  | 2  | —  | — | —  | 8   |
| 13..... | 97   | 124  | 1  | —  | — | —  | —   |
| 14..... | 52   | 149  | —  | —  | — | —  | —   |
| 15..... | 56   | 202  | 3  | —  | — | 1  | 8   |
| 16..... | 54   | 341  | 2  | 2  | — | 1  | 5   |
| 17..... | 63   | 188  | 1  | 1  | — | 2  | 2   |
| 18..... | 36   | 179  | 1  | 1  | — | —  | —   |
| 19..... | 57   | 246  | —  | —  | — | 1  | 5   |
| 20..... | 49   | 238  | 4  | —  | — | —  | —   |
| 21..... | 52   | 200  | 3  | 1  | — | 2  | 10  |
| 22..... | 35   | 197  | —  | —  | — | —  | —   |
| 23..... | 53   | 165  | —  | 1  | — | —  | 1   |
| 24..... | 50   | 181  | 1  | —  | — | 2  | 2   |
| 25..... | 50   | 185  | 3  | —  | — | 1  | 4   |
| 26..... | 82   | 216  | —  | 1  | 1 | 1  | 1   |
| 27..... | 48   | 363  | 3  | 1  | 1 | 1  | 1   |
| 28..... | 37   | 239  | 1  | —  | — | —  | 2   |
| 29..... | 47   | 226  | 3  | 1  | 1 | 1  | 5   |
| 30..... | 55   | 72   | 2  | —  | — | 4  | 8   |
| 31..... | 65   | 216  | —  | 2  | 1 | 4  | 4   |
| 32..... | 67   | 167  | 2  | 1  | — | 2  | 1   |
| 33..... | 75   | 105  | 2  | —  | — | —  | 2   |
| 34..... | 74   | 177  | 1  | 2  | — | —  | 3   |
| 35..... | 72   | 190  | 3  | —  | — | 1  | 2   |
| 36..... | 51   | 132  | 1  | 2  | — | —  | 1   |
| 37..... | 46   | 133  | 1  | 1  | — | —  | 1   |
| Total.. | 2357 | 6256 | 58 | 22 | 6 | 35 | 113 |

| XIX.—  |    |     |   |   |   |   |   |
|--------|----|-----|---|---|---|---|---|
| 1..... | 60 | 108 | — | 1 | — | 1 | 1 |
| 2..... | 68 | 182 | — | 1 | — | — | — |
| 3..... | 63 | 171 | 1 | — | — | 3 | 7 |
| 4..... | 70 | 170 | 1 | 1 | 1 | 3 | 7 |
| 5..... | 80 | 156 | — | — | — | — | — |
| 6..... | 55 | 135 | 1 | 2 | — | — | — |
| 7..... | 90 | 86  | 2 | 1 | — | — | 1 |
| 8..... | 76 | 107 | 1 | 1 | — | 2 | 1 |

| XX.—    |      |      |     |    |    |    |    |
|---------|------|------|-----|----|----|----|----|
| 1.....  | 81   | 105  | 1   | —  | —  | —  | 2  |
| 2.....  | 154  | 106  | 4   | —  | —  | —  | 3  |
| 3.....  | 118  | 82   | 3   | —  | —  | 1  | —  |
| 4.....  | 137  | 79   | 6   | —  | —  | —  | 3  |
| 5.....  | 113  | 119  | 5   | —  | —  | 1  | 2  |
| 6.....  | 149  | 94   | —   | 9  | —  | —  | 1  |
| 7.....  | 128  | 101  | 6   | 1  | —  | 1  | 2  |
| 8.....  | 112  | 103  | 4   | —  | —  | —  | 6  |
| 9.....  | 138  | 100  | —   | —  | —  | —  | 6  |
| 10..... | 163  | 104  | 4   | —  | —  | —  | —  |
| 11..... | 130  | 96   | 7   | —  | —  | —  | 1  |
| 12..... | 99   | 106  | 9   | —  | —  | —  | —  |
| 13..... | 122  | 136  | 5   | 3  | —  | —  | 4  |
| 14..... | 135  | 95   | 1   | 1  | 1  | 1  | 1  |
| 15..... | 126  | 101  | 7   | —  | —  | —  | 3  |
| 16..... | 113  | 129  | 9   | —  | —  | —  | 2  |
| 17..... | 137  | 120  | 7   | —  | —  | 1  | —  |
| 18..... | 132  | 109  | 1   | —  | —  | 2  | 3  |
| 19..... | 109  | 146  | 1   | —  | —  | 1  | 1  |
| 20..... | 97   | 96   | 3   | 2  | 1  | 2  | 3  |
| 21..... | 117  | 116  | 3   | —  | —  | —  | 1  |
| 22..... | 147  | 115  | 2   | 10 | —  | —  | 2  |
| 23..... | 110  | 121  | 1   | 2  | —  | —  | 1  |
| 24..... | 134  | 143  | —   | —  | —  | —  | —  |
| 25..... | 79   | 148  | —   | —  | —  | —  | 1  |
| 26..... | 120  | 111  | 5   | —  | —  | 1  | 1  |
| 27..... | 98   | 138  | 3   | —  | —  | —  | 8  |
| 28..... | 150  | 118  | 2   | —  | —  | —  | 3  |
| 29..... | 123  | 137  | 3   | 1  | —  | —  | 4  |
| 30..... | 123  | 113  | 8   | 1  | 5  | —  | —  |
| 31..... | 159  | 128  | 11  | —  | 1  | 1  | 1  |
| 32..... | 107  | 120  | 8   | 1  | —  | —  | 9  |
| 33..... | 118  | 118  | 6   | 1  | —  | 1  | —  |
| 34..... | 137  | 104  | 12  | 1  | 2  | —  | 2  |
| 35..... | 121  | 133  | 7   | 1  | 1  | 2  | 4  |
| 36..... | 122  | 132  | 1   | —  | 2  | 1  | —  |
| 37..... | 67   | 151  | —   | —  | —  | —  | —  |
| 38..... | 125  | 147  | 3   | —  | —  | —  | 6  |
| 39..... | 103  | 168  | 2   | 1  | —  | —  | 1  |
| 40..... | 105  | 141  | 4   | —  | —  | —  | 3  |
| 41..... | 75   | 126  | 2   | —  | —  | 1  | —  |
| 42..... | 96   | 152  | —   | 3  | —  | —  | 1  |
| 43..... | 82   | 179  | 4   | —  | —  | —  | —  |
| Total.. | 5111 | 5186 | 170 | 38 | 15 | 23 | 95 |

| XXI.—  |     |     |   |   |   |   |   |
|--------|-----|-----|---|---|---|---|---|
| 1..... | 83  | 51  | — | — | — | — | 1 |
| 2..... | 91  | 100 | — | 2 | 1 | — | — |
| 3..... | 103 | 109 | — | 1 | — | — | — |
| 4..... | 59  | 82  | 1 | 1 | — | 1 | 2 |

|         | Han-<br>cney | Harrison | Hoyt | Hoyt | Pepin | R'odus | Collins |
|---------|--------------|----------|------|------|-------|--------|---------|
| 5.....  | 95           | 120      | 2    | —    | —     | —      | 6       |
| 6.....  | 69           | 182      | 1    | 3    | —     | —      | 12      |
| 7.....  | 89           | 140      | 1    | —    | —     | —      | 1       |
| 8.....  | 77           | 152      | 3    | —    | —     | —      | 10      |
| 9.....  | 118          | 190      | 3    | 1    | 1     | 1      | 6       |
| 10..... | 119          | 99       | 1    | —    | —     | —      | —       |
| 11..... | 109          | 103      | —    | 2    | —     | —      | 2       |
| 12..... | 100          | 72       | 1    | 1    | —     | —      | 2       |
| 13..... | 104          | 89       | —    | 3    | —     | —      | —       |
| 14..... | 125          | 116      | —    | —    | —     | —      | —       |
| 15..... | 121          | 103      | 1    | —    | —     | —      | —       |
| 16..... | 142          | 114      | 1    | 2    | —     | —      | 3       |
| 17..... | 138          | 119      | 9    | —    | —     | —      | 4       |
| 18..... | 112          | 141      | 4    | 1    | —     | —      | 2       |
| 19..... | 86           | 142      | 4    | 1    | —     | —      | 2       |
| 20..... | 117          | 166      | 15   | —    | —     | —      | 8       |
| 21..... | 105          | 64       | 2    | 1    | —     | —      | 3       |
| 22..... | 114          | 127      | 1    | 3    | —     | —      | 1       |
| 23..... | 117          | 141      | 5    | —    | —     | —      | 1       |
| 24..... | 116          | 144      | 5    | —    | —     | —      | 1       |
| 25..... | 108          | 177      | 4    | —    | —     | —      | 1       |
| 26..... | 138          | 149      | 5    | —    | —     | —      | 1       |
| 27..... | 120          | 126      | 4    | —    | —     | —      | 1       |
| 28..... | 103          | 114      | 3    | 1    | —     | —      | —       |
| 29..... | 105          | 141      | 2    | —    | —     | —      | 1       |
| 30..... | 89           | 179      | 2    | —    | —     | —      | 1       |
| 31..... | 93           | 175      | 1    | 2    | 1     | —      | 2       |
| 32..... | 62           | 140      | 1    | 1    | 2     | —      | 4       |
| 33..... | 83           | 155      | 1    | 2    | 1     | —      | 3       |
| 34..... | 78           | 145      | 1    | 1    | 6     | —      | 2       |
| 35..... | 58           | 132      | 1    | —    | —     | —      | 3       |
| 36..... | 77           | 191      | 3    | 1    | 2     | —      | 10      |
| 37..... | 70           | 143      | 2    | 1    | —     | —      | 2       |
| 38..... | 110          | 112      | 1    | —    | —     | —      | 2       |
| 39..... | 110          | 110      | 4    | —    | —     | —      | 1       |
| 40..... | 112          | 129      | 2    | —    | —     | —      | 2       |
| 41..... | 39           | 175      | 1    | —    | —     | —      | 2       |
| 42..... | 77           | 166      | 1    | —    | —     | —      | 1       |
| 43..... | 73           | 157      | —    | —    | —     | —      | 4       |
| 44..... | 87           | 201      | 1    | —    | —     | —      | 3       |
| 45..... | 72           | 141      | 2    | —    | —     | —      | 4       |
| 46..... | 83           | 200      | 1    | 1    | —     | —      | 2       |

| Total.. | 4456 | 6257 | 102 | 32 | 13 | 45 | 130 |
|---------|------|------|-----|----|----|----|-----|
| XXII.—  |      |      |     |    |    |    |     |
| 1.....  | 71   | 198  | 3   | 1  | 2  | —  | 13  |
| 2.....  | 121  | 177  | —   | —  | —  | —  | 5   |
| 3.....  | 120  | 177  | 3   | 1  | 1  | 1  | 11  |
| 4.....  | 135  | 74   | 3   | 1  | 2  | 1  | 11  |
| 5.....  | 68   | 108  | 1   | 2  | 1  | —  | 13  |
| 6.....  | 111  | 129  | —   | 1  | 2  | 1  | 7   |
| 7.....  | 49   | 141  | 1   | 2  | —  | —  | —   |
| 8.....  | 53   | 114  | 1   | —  | —  | —  | 6   |
| 9.....  | 73   | 105  | 1   | 1  | 3  | —  | 5   |
| 10..... | 98   | 139  | 2   | 4  | 1  | 1  | 16  |
| 11..... | 122  | 162  | —   | 4  | —  | —  | 15  |
| 12..... | 101  | 123  | 3   | 3  | —  | —  | 7   |
| 13..... | 77   | 113  | 2   | 4  | 2  | —  | 4   |
| 14..... | 113  | 117  | 1   | 1  | 1  | —  | 5   |
| 15..... | 55   | 83   | 1   | —  | —  | —  | 4   |
| 16..... | 32   | 135  | —   | 1  | —  | —  | 1   |
| 17..... | 31   | 122  | —   | 1  | —  | —  | 3   |
| 18..... | 75   | 88   | —   | —  | —  | —  | —   |
| 19..... | 94   | 167  | —   | —  | —  | —  | —   |
| 20..... | 90   | 92   | 2   | 1  | —  | 7  | 7   |
| 21..... | 147  | 52   | 1   | 1  | —  | —  | 6   |
| 22..... | 157  | 119  | 2   | 2  | —  | —  | 8   |
| 23..... | 151  | 105  | 1   | 2  | —  | —  | 9   |
| 24..... | 136  | 76   | 2   | 1  | 1  | —  | 10  |
| 25..... | 126  | 79   | 7   | —  | —  | 1  | 14  |
| 26..... | 79   | 145  | 5   | 3  | —  | —  | 2   |
| 27..... | 106  | 121  | 1   | 1  | —  | 2  | 7   |
| 28..... | 97   | 136  | —   | 1  | —  | —  | 9   |
| 29..... | 116  | 101  | 2   | 2  | 3  | 1  | 10  |
| 30..... | 136  | 53   | —   | —  | —  | —  | —   |
| 31..... | 137  | 74   | 2   | —  | 2  | 1  | 3   |
| 32..... | 113  | 97   | 3   | —  | 1  | —  | 5   |
| 33..... | 116  | 138  | 1   | 4  | —  | —  | 14  |
| 34..... | 76   | 145  | 1   | —  | —  | —  | 3   |
| 35..... | 69   | 157  | 1   | 2  | 1  | —  | 3   |
| 36..... | 71   | 157  | 5   | —  | —  | —  | —   |
| 37..... | 79   | 136  | —   | 1  | —  | —  | 4   |
| 38..... | 63   | 219  | —   | 2  | 1  | 2  | 5   |

|         | Han-<br>cney | Harrison | Hoyt | Hoyt | Pepin | R'odus | Collins |
|---------|--------------|----------|------|------|-------|--------|---------|
| 39..... | 54           | 167      | —    | 3    | —     | —      | 7       |
| 40..... | 76           | 137      | 1    | —    | —     | —      | 1       |
| Total.. | 3844         | 5029     | 60   | 53   | 24    | 22     | 260     |
| XXIII.— |              |          |      |      |       |        |         |
| 1.....  | 125          | 106      | 8    | —    | —     | —      | 3       |
| 2.....  | 116          | 68       | 2    | —    | —     | —      | 3       |
| 3.....  | 79           | 34       | —    | —    | —     | —      | —       |
| 4.....  | 128          | 114      | 2    | —    | —     | 2      | 1       |
| 5.....  | 110          | 142      | 1    | —    | —     | —      | 2       |
| 6.....  | 105          | 148      | 1    | —    | —     | —      | 3       |
| 7.....  | 101          | 136      | —    | —    | —     | —      | —       |
| 8.....  | 117          | 111      | 1    | —    | —     | —      | —       |
| 9.....  | 119          | 158      | 1    | 1    | 4     | —      | —       |
| 10..... | 127          | 126      | 1    | —    | —     | 7      | 1       |
| 11..... | 131          | 143      | 1    | —    | —     | —      | 3       |
| 12..... | 104          | 160      | 1    | —    | —     | 1      | 6       |
| 13..... | 85           | 198      | 1    | 1    | —     | —      | —       |
| 14..... | 98           | 174      | 1    | —    | —     | 1      | 2       |
| 15..... | 74           | 174      | 1    | 3    | —     | 10     | 13      |
| 16..... | 86           | 172      | —    | 4    | —     | 4      | 11      |
| 17..... | 88           | 162      | 1    | 1    | 1     | 4      | 13      |
| 18..... | 91           | 140      | 1    | 1    | —     | 1      | 10      |
| 19..... | 86           | 148      | 1    | 1    | 2     | 5      | 10      |
| 20..... | 85           | 141      | —    | 2    | —     | 2      | 6       |
| 21..... | 96           | 152      | —    | —    | —     | —      | 5       |
| 22..... | 76           | 143      | 1    | —    | —     | —      | 1       |
| 23..... | 69           | 129      | —    | 1    | 2     | 1      | 9       |
| 24..... | 79           | 129      | 1    | 3    | 3     | —      | 12      |
| 25..... | 89           | 174      | 1    | 1    | 1     | 2      | 9       |
| 26..... | 69           | 160      | 2    | 2    | —     | 2      | 3       |
| 27..... | 63           | 229      | —    | 1    | —     | —      | 3       |
| 28..... | 40           | 200      | —    | 1    | —     | —      | —       |
| 29..... | 76           | 193      | —    | 1    | 1     | —      | 5       |
| 30..... | 68           | 182      | 2    | 2    | 1     | —      | 6       |
| 31..... | 96           | 144      | 6    | 1    | 1     | 2      | —       |
| 32..... | 85           | 118      | 2    | —    | —     | —      | 5       |

| Total.. | 2959 | 4758 | 40 | 27 | 20 | 48 | 163 |
|---------|------|------|----|----|----|----|-----|
| XXIV.—  |      |      |    |    |    |    |     |
| 1.....  | 100  | 168  | —  | 5  | —  | —  | 3   |
| 2.....  | 96   | 143  | 2  | —  | 1  | —  | 3   |
| 3.....  | 71   | 203  | 1  | 2  | 2  | —  | 8   |
| 4.....  | 65   | 156  | 1  | 2  | 1  | 3  | 4   |
| 5.....  | 65   | 149  | 1  | 1  | —  | —  | 3   |
| 6.....  | 78   | 146  | 4  | 3  | 3  | 2  | 9   |
| 7.....  | 81   | 124  | 5  | —  | 2  | 1  | 1   |
| 8.....  | 101  | 140  | 2  | 4  | 5  | 1  | 3   |
| 9.....  | 106  | 101  | —  | 1  | 1  | —  | 3   |
| 10..... | 88   | 173  | 1  | —  | —  | —  | 3   |
| 11..... | 73   | 197  | 1  | —  | —  | 2  | 3   |
| 12..... | 64   | 165  | 1  | 1  | 3  | —  | 2   |
| 13..... | 101  | 106  | 3  | —  | 1  | 2  | 5   |
| 14..... | 119  | 102  | 5  | 1  | 1  | 1  | 5   |
| 15..... | 84   | 207  | 3  | —  | 1  | 2  | 3   |
| 16..... | 84   | 165  | —  | —  | —  | —  | 4   |
| 17..... | 100  | 175  | 2  | —  | —  | —  | 2   |
| 18..... | 83   | 132  | 2  | 2  | —  | —  | 2   |
| 19..... | 121  | 115  | 1  | 2  | —  | —  | 1   |
| 20..... | 50   | 193  | 2  | —  | 5  | 1  | 3   |
| 21..... | 92   | 119  | —  | —  | 1  | 1  | 2   |
| 22..... | 122  | 105  | 16 | —  | —  | —  | —   |
| 23..... | 113  | 137  | 3  | 2  | 2  | —  | 3   |
| 24..... | 124  | 128  | 2  | 1  | —  | —  | 3   |
| 25..... | 102  | 138  | 5  | 1  | 1  | 2  | 7   |
| 26..... | 97   | 118  | 1  | 2  | —  | 2  | 7   |
| 27..... | 99   | 137  | 1  | 3  | —  | —  | —   |
| 28..... | 110  | 127  | 3  | —  | —  | 3  | 2   |
| 29..... | 115  | 128  | 3  | 3  | —  | —  | 4   |
| 30..... | 125  | 136  | 2  | —  | 1  | —  | 4   |

| Total.. | 2809 | 4543 | 74 | 36 | 31 | 23 | 102 |
|---------|------|------|----|----|----|----|-----|
| XXV.—   |      |      |    |    |    |    |     |
| 1.....  | 130  | 84   | 1  | —  | —  | 3  | 2   |
| 2.....  | 174  | 97   | 2  | —  | —  | 1  | —   |
| 3.....  | 140  | 110  | 3  | 1  | —  | 14 | 4   |
| 4.....  | 137  | 136  | 6  | 1  | —  | 7  | 1   |
| 5.....  | 121  | 87   | 1  | —  | 1  | 7  | 2   |
| 6.....  | 129  | 112  | 2  | 1  | 1  | 2  | 5   |
| 7.....  | 145  | 109  | 2  | 1  | —  | 1  | 3   |
| 8.....  | 93   | 63   | 4  | 2  | 3  | 1  | 3   |
| 9.....  | 119  | 96   | 1  | 4  | —  | —  | 3   |
| 10..... | 145  | 125  | 2  | 3  | —  | 2  | 4   |

ELECTION RETURNS.

|         | Haney. | Harrison. | Hoyt. | Hoyt. | Pepin | R'odus | Collins |
|---------|--------|-----------|-------|-------|-------|--------|---------|
| 11..... | 89     | 102       | 2     | —     | 2     | 2      | 4       |
| 12..... | 124    | 109       | 4     | 1     | —     | 3      | 4       |
| 13..... | 95     | 84        | —     | 1     | 1     | 1      | 3       |
| 14..... | 124    | 96        | 1     | 1     | 1     | —      | 3       |
| 15..... | 155    | 122       | 1     | —     | —     | —      | 1       |
| 16..... | 158    | 92        | 1     | 1     | —     | 2      | 1       |
| 17..... | 139    | 67        | —     | —     | —     | —      | —       |
| 18..... | 115    | 84        | 1     | 3     | —     | 3      | 4       |
| 19..... | 145    | 93        | 3     | —     | —     | 1      | 2       |
| 20..... | 120    | 121       | 1     | —     | —     | 2      | 6       |
| 21..... | 151    | 113       | 6     | 1     | —     | 3      | 9       |
| 22..... | 140    | 95        | 3     | —     | —     | 1      | 7       |
| 23..... | 189    | 55        | 5     | 1     | 1     | —      | 8       |
| 24..... | 168    | 74        | 2     | 1     | 2     | 1      | 6       |
| 25..... | 130    | 96        | 3     | —     | —     | 3      | 1       |
| 26..... | 136    | 86        | 1     | 1     | 1     | 1      | 4       |
| 27..... | 119    | 90        | 1     | —     | —     | 1      | 3       |
| 28..... | 133    | 116       | 1     | —     | —     | 2      | 2       |
| 29..... | 157    | 88        | —     | 4     | —     | 1      | 11      |
| 30..... | 136    | 90        | 1     | 1     | —     | 2      | 11      |
| 31..... | 149    | 141       | 1     | 1     | —     | 2      | 2       |
| 32..... | 124    | 117       | 2     | 1     | —     | 2      | 9       |
| 33..... | 115    | 108       | 1     | 1     | 1     | 3      | —       |
| 34..... | 148    | 85        | 6     | —     | —     | —      | —       |
| 35..... | 143    | 102       | 5     | —     | —     | —      | —       |
| 36..... | 113    | 68        | 2     | —     | —     | —      | 1       |
| 37..... | 132    | 89        | 1     | —     | —     | —      | 1       |
| 38..... | 157    | 102       | 4     | —     | —     | —      | —       |
| 39..... | 127    | 71        | 6     | —     | —     | 3      | —       |
| 40..... | 143    | 93        | 7     | 2     | —     | 1      | 1       |
| 41..... | 106    | 88        | 8     | —     | —     | 2      | 1       |
| 42..... | 98     | 167       | 6     | —     | —     | 1      | —       |
| Total.. | 5616   | 4123      | 110   | 34    | 15    | 85     | 132     |

XXVI.—

|         |      |      |     |    |    |    |     |
|---------|------|------|-----|----|----|----|-----|
| 1.....  | 127  | 126  | 7   | —  | 1  | 1  | 6   |
| 2.....  | 87   | 132  | 1   | 1  | —  | 2  | 4   |
| 3.....  | 100  | 143  | 3   | 2  | 1  | —  | 7   |
| 4.....  | 76   | 127  | 7   | 2  | 1  | 5  | 3   |
| 5.....  | 67   | 137  | —   | —  | —  | 2  | 3   |
| 6.....  | 85   | 120  | —   | —  | —  | —  | 9   |
| 7.....  | 102  | 142  | 3   | —  | —  | —  | 12  |
| 8.....  | 142  | 109  | 2   | 3  | 1  | —  | 8   |
| 9.....  | 110  | 120  | 4   | 1  | 2  | 1  | 2   |
| 10..... | 103  | 109  | 2   | 1  | —  | —  | —   |
| 11..... | 93   | 102  | 1   | 3  | 2  | 3  | 7   |
| 12..... | 86   | 107  | 1   | —  | —  | 1  | 2   |
| 13..... | 127  | 109  | 11  | 1  | —  | 6  | 2   |
| 14..... | 117  | 118  | 3   | 1  | —  | 1  | 4   |
| 15..... | 88   | 126  | 4   | 2  | —  | 2  | 5   |
| 16..... | 82   | 90   | 4   | 2  | 2  | —  | 5   |
| 17..... | 146  | 109  | 3   | 1  | 1  | —  | 2   |
| 18..... | 112  | 115  | 9   | 1  | —  | 2  | —   |
| 19..... | 139  | 81   | 9   | 2  | —  | 2  | 6   |
| 20..... | 135  | 97   | 5   | 1  | 3  | 1  | 8   |
| 21..... | 110  | 79   | 5   | 2  | —  | —  | 4   |
| 22..... | 149  | 87   | 18  | —  | —  | 1  | 1   |
| 23..... | 138  | 82   | 7   | —  | —  | —  | —   |
| 24..... | 111  | 99   | 26  | —  | —  | —  | —   |
| 25..... | 99   | 111  | 29  | —  | —  | 1  | 2   |
| 26..... | 95   | 86   | 10  | —  | —  | —  | 3   |
| 27..... | 99   | 56   | 12  | 1  | —  | 1  | 1   |
| 28..... | 113  | 98   | 16  | 3  | —  | —  | 2   |
| 29..... | 102  | 78   | 13  | —  | —  | —  | 1   |
| 30..... | 100  | 132  | 13  | —  | —  | 1  | 1   |
| 31..... | 66   | 162  | 2   | —  | —  | —  | 1   |
| 32..... | 30   | 97   | —   | 2  | —  | —  | —   |
| Total.. | 3337 | 3486 | 235 | 34 | 14 | 34 | 111 |

XXVII.—

|         |     |     |    |   |   |   |    |
|---------|-----|-----|----|---|---|---|----|
| 1.....  | 118 | 55  | 15 | 1 | — | — | 1  |
| 2.....  | 83  | 33  | 1  | 1 | — | — | —  |
| 3.....  | 120 | 100 | 5  | — | — | 1 | 1  |
| 4.....  | 99  | 103 | 4  | — | 4 | — | 3  |
| 5.....  | 97  | 84  | 1  | — | — | 3 | 1  |
| 6.....  | 177 | 121 | 1  | — | — | — | 5  |
| 7.....  | 102 | 88  | 15 | — | — | 3 | —  |
| 8.....  | 131 | 89  | 6  | 1 | — | — | 4  |
| 9.....  | 99  | 72  | 1  | — | — | 1 | 23 |
| 10..... | 99  | 72  | 3  | 3 | 2 | 2 | 28 |
| 11..... | 114 | 112 | —  | 2 | — | — | 7  |
| 12..... | 132 | 90  | 1  | 4 | — | 2 | 9  |

|         | Haney. | Harrison. | Hoyt. | Hoyt. | Pepin | R'odus | Collins |
|---------|--------|-----------|-------|-------|-------|--------|---------|
| 13..... | 74     | 146       | 2     | —     | —     | 2      | 10      |
| 14..... | 112    | 118       | 2     | 3     | —     | 4      | 12      |
| 15..... | 125    | 109       | 3     | 1     | 1     | 1      | 4       |
| 16..... | 99     | 123       | 3     | 1     | 1     | 1      | 4       |
| 17..... | 103    | 63        | 6     | 2     | —     | —      | —       |
| 18..... | 136    | 100       | 4     | 12    | 1     | —      | 17      |
| 19..... | 122    | 134       | 1     | 4     | —     | —      | 26      |
| 20..... | 115    | 110       | 1     | 3     | —     | —      | 1       |
| 21..... | 100    | 87        | 9     | —     | —     | —      | 2       |
| 22..... | 129    | 108       | 3     | 2     | 2     | 2      | 19      |
| 23..... | 93     | 86        | —     | 1     | 1     | —      | 14      |
| 24..... | 133    | 109       | 2     | 3     | —     | —      | 11      |
| 25..... | 128    | 76        | 2     | 5     | —     | —      | 2       |
| 26..... | 104    | 93        | 2     | 2     | 1     | 2      | 6       |
| 27..... | 154    | 87        | 4     | —     | —     | —      | 2       |
| 28..... | 102    | 118       | 5     | 4     | —     | 5      | 25      |
| 29..... | 92     | 104       | 2     | —     | 1     | 1      | 13      |
| 30..... | 149    | 155       | 3     | 2     | 2     | 1      | 14      |
| 31..... | 105    | 93        | 3     | 4     | 1     | 1      | 9       |
| Total.. | 3546   | 3043      | 109   | 61    | 17    | 39     | 306     |

XXVIII.—

|         |      |      |    |    |    |    |     |
|---------|------|------|----|----|----|----|-----|
| 1.....  | 68   | 159  | 1  | —  | —  | —  | 3   |
| 2.....  | 112  | 155  | 4  | 7  | —  | 1  | 10  |
| 3.....  | 97   | 137  | 1  | 6  | 1  | —  | 22  |
| 4.....  | 108  | 136  | 5  | 3  | —  | 3  | 22  |
| 5.....  | 130  | 132  | —  | 1  | 1  | 1  | 21  |
| 6.....  | 129  | 133  | 1  | —  | —  | 1  | 14  |
| 7.....  | 97   | 89   | 4  | 8  | 4  | 1  | 8   |
| 8.....  | 113  | 129  | 8  | 4  | —  | —  | 20  |
| 9.....  | 105  | 105  | 5  | 3  | 1  | —  | 17  |
| 10..... | 115  | 74   | 5  | 2  | 2  | 4  | 13  |
| 11..... | 104  | 86   | 4  | —  | —  | —  | 9   |
| 12..... | 113  | 92   | 1  | 2  | 1  | 1  | 18  |
| 13..... | 113  | 105  | 2  | 2  | —  | —  | 13  |
| 14..... | 101  | 132  | 1  | 2  | —  | 2  | 9   |
| 15..... | 91   | 122  | 3  | 3  | —  | 1  | 16  |
| 16..... | 84   | 145  | 1  | 5  | 1  | 1  | 4   |
| 17..... | 83   | 132  | 2  | 2  | —  | 1  | 9   |
| 18..... | 117  | 143  | 1  | 3  | 1  | 1  | 5   |
| 19..... | 109  | 110  | 6  | 1  | 2  | 1  | 6   |
| 20..... | 73   | 221  | 1  | 2  | —  | —  | 1   |
| 21..... | 48   | 193  | 2  | —  | —  | —  | 1   |
| 22..... | 55   | 173  | 4  | 7  | 2  | 2  | 6   |
| 23..... | 174  | 105  | 2  | 3  | 1  | 3  | 12  |
| 24..... | 130  | 110  | 1  | 3  | —  | —  | 6   |
| 25..... | 96   | 92   | 3  | 2  | —  | —  | 8   |
| 26..... | 124  | 127  | 2  | —  | 2  | —  | 15  |
| 27..... | 95   | 109  | 2  | 4  | —  | 1  | 11  |
| 28..... | 134  | 86   | 2  | 1  | —  | 7  | 9   |
| 29..... | 107  | 103  | —  | 1  | —  | 1  | 15  |
| 30..... | 130  | 111  | 4  | 1  | 1  | 2  | 8   |
| 31..... | 102  | 113  | 3  | 2  | 2  | 2  | 14  |
| 32..... | 95   | 93   | 3  | 1  | —  | 2  | 6   |
| 33..... | 23   | 72   | 5  | 7  | —  | 1  | 5   |
| 34..... | 132  | 130  | 2  | 7  | 1  | 1  | 5   |
| 35..... | 81   | 144  | 1  | 4  | —  | 2  | 4   |
| Total.. | 3688 | 4298 | 92 | 99 | 23 | 44 | 363 |

XXIX.—

|         |     |     |   |    |   |   |    |
|---------|-----|-----|---|----|---|---|----|
| 1.....  | 53  | 199 | — | 3  | — | — | 10 |
| 2.....  | 56  | 162 | 1 | 1  | 1 | — | 2  |
| 3.....  | 57  | 166 | — | 13 | — | — | —  |
| 4.....  | 90  | 134 | — | 6  | 1 | 1 | —  |
| 5.....  | 55  | 225 | — | —  | — | — | 2  |
| 6.....  | 55  | 186 | 1 | 5  | 1 | — | 1  |
| 7.....  | 71  | 209 | 1 | —  | 1 | — | 6  |
| 8.....  | 66  | 104 | 1 | 1  | 1 | — | 3  |
| 9.....  | 75  | 95  | 1 | —  | 1 | 1 | —  |
| 10..... | 112 | 127 | 1 | 26 | 5 | — | 2  |
| 11..... | 116 | 106 | — | 22 | — | — | 1  |
| 12..... | 123 | 89  | — | 23 | 1 | — | 2  |
| 13..... | 93  | 102 | — | 4  | 1 | 1 | 1  |
| 14..... | 86  | 165 | 1 | 1  | — | — | —  |
| 15..... | 85  | 185 | — | —  | — | — | —  |
| 16..... | 82  | 135 | — | 3  | 2 | — | 1  |
| 17..... | 66  | 183 | 5 | 40 | 4 | 1 | 3  |
| 18..... | 76  | 169 | 2 | 4  | 1 | — | 3  |
| 19..... | 104 | 154 | 2 | 7  | — | 2 | 6  |
| 20..... | 71  | 158 | 4 | 3  | 3 | 1 | 3  |
| 21..... | 58  | 176 | 1 | —  | 1 | — | —  |
| 22..... | 82  | 166 | — | 1  | 1 | 3 | 4  |

|         | Haney. | Harrison. | Hoyt. | Hoyt. | Peplin' | odusCollins |
|---------|--------|-----------|-------|-------|---------|-------------|
| 23..... | 60     | 166       | 1     | 8     | 2       | —           |
| 24..... | 107    | 171       | —     | 5     | 1       | 1           |
| 25..... | 65     | 188       | 1     | 11    | 1       | 5           |
| 26..... | 94     | 189       | —     | —     | 1       | 2           |
| 27..... | 94     | 173       | 2     | 1     | —       | 1           |
| 28..... | 96     | 163       | 2     | 3     | 2       | —           |
| 29..... | 126    | 137       | 3     | 5     | —       | 1           |

Total.. 2370 4582 30 196 32 14 64

XXX.—

|         |     |     |   |   |   |   |
|---------|-----|-----|---|---|---|---|
| 1.....  | 107 | 90  | 2 | 2 | 2 | — |
| 2.....  | 92  | 186 | — | 2 | — | 1 |
| 3.....  | 114 | 156 | 1 | — | 1 | — |
| 4.....  | 120 | 120 | 2 | 1 | 2 | — |
| 5.....  | 110 | 178 | 1 | — | 1 | 5 |
| 6.....  | 78  | 163 | — | 2 | 2 | — |
| 7.....  | 81  | 189 | 2 | 1 | 1 | 4 |
| 8.....  | 63  | 188 | 3 | 3 | — | — |
| 9.....  | 105 | 179 | 1 | 2 | 2 | 1 |
| 10..... | 95  | 146 | 1 | 1 | — | 2 |
| 11..... | 69  | 189 | — | — | — | — |
| 12..... | 69  | 163 | — | — | — | — |
| 13..... | 48  | 212 | — | 1 | 1 | 1 |
| 14..... | 68  | 208 | 1 | — | 1 | 2 |
| 15..... | 58  | 240 | 1 | — | 2 | 1 |
| 16..... | 59  | 222 | 1 | 1 | — | 2 |
| 17..... | 64  | 126 | 1 | — | 1 | 2 |
| 18..... | 104 | 162 | 1 | 1 | — | — |
| 19..... | 109 | 165 | 2 | — | 1 | 1 |
| 20..... | 110 | 125 | 1 | — | — | — |
| 21..... | 76  | 211 | 2 | 1 | 1 | 1 |
| 22..... | 97  | 154 | 1 | 1 | — | — |
| 23..... | 83  | 211 | 1 | — | 1 | 2 |
| 24..... | 70  | 123 | 4 | 3 | — | 2 |
| 25..... | 108 | 118 | — | 7 | 1 | 4 |
| 26..... | 58  | 159 | 1 | 1 | 1 | — |
| 27..... | 143 | 104 | 2 | — | 1 | 2 |
| 28..... | 129 | 165 | 2 | — | 1 | — |
| 29..... | 125 | 117 | 1 | 2 | — | 2 |
| 30..... | 151 | 124 | 2 | 2 | 1 | 1 |
| 31..... | 92  | 112 | 2 | — | 1 | 7 |
| 32..... | 143 | 102 | 3 | 1 | 2 | 3 |
| 33..... | 96  | 134 | 4 | 3 | — | 3 |
| 34..... | 91  | 151 | 1 | 1 | 2 | 3 |
| 35..... | 91  | 113 | 3 | 1 | — | — |
| 36..... | 113 | 157 | 2 | 6 | — | 2 |
| 37..... | 99  | 134 | 1 | 1 | — | 2 |

Total.. 3488 5796 52 49 27 17 54

XXXI.—

|         |     |     |    |    |   |    |
|---------|-----|-----|----|----|---|----|
| 1.....  | 101 | 204 | 1  | 2  | 1 | 1  |
| 2.....  | 122 | 139 | 4  | 1  | — | 5  |
| 3.....  | 88  | 108 | 6  | 1  | — | —  |
| 4.....  | 132 | 139 | 1  | —  | 1 | —  |
| 5.....  | 121 | 149 | 5  | 1  | 3 | 2  |
| 6.....  | 116 | 121 | 7  | 1  | 3 | 3  |
| 7.....  | 124 | 130 | 6  | —  | 1 | —  |
| 8.....  | 129 | 87  | 9  | 1  | — | 2  |
| 9.....  | 98  | 70  | 8  | —  | — | —  |
| 10..... | 134 | 114 | 15 | 1  | — | 1  |
| 11..... | 132 | 81  | 18 | —  | 1 | 1  |
| 12..... | 106 | 46  | 4  | —  | — | —  |
| 13..... | 113 | 86  | 4  | —  | — | —  |
| 14..... | 104 | 132 | 10 | 1  | — | 1  |
| 15..... | 107 | 108 | 14 | —  | 1 | 1  |
| 16..... | 107 | 115 | 6  | 1  | — | 2  |
| 17..... | 68  | 104 | 4  | —  | — | 2  |
| 18..... | 122 | 118 | 7  | 2  | — | 2  |
| 19..... | 109 | 128 | 3  | 1  | — | 2  |
| 20..... | 119 | 100 | 2  | 1  | 1 | 2  |
| 21..... | 91  | 56  | 10 | 8  | — | 8  |
| 22..... | 137 | 97  | 8  | 6  | 1 | 8  |
| 23..... | 116 | 101 | 5  | 1  | — | 6  |
| 24..... | 103 | 112 | 2  | 2  | — | 13 |
| 25..... | 161 | 90  | 10 | 12 | — | 6  |
| 26..... | 126 | 90  | 4  | 14 | — | 8  |
| 27..... | 110 | 102 | 10 | 2  | 1 | 4  |
| 28..... | 100 | 90  | 2  | 2  | — | 1  |
| 29..... | 112 | 85  | 3  | 5  | 2 | 12 |
| 30..... | 80  | 109 | —  | 3  | 2 | 2  |
| 31..... | 87  | 114 | 6  | 4  | 5 | —  |
| 32..... | 96  | 97  | 12 | 1  | 1 | 1  |

|         | Haney. | Harrison. | Hoyt. | Hoyt. | Peplin' | odusCollins |
|---------|--------|-----------|-------|-------|---------|-------------|
| 33..... | 126    | 61        | 14    | —     | —       | 1           |
| 34..... | 93     | 108       | 2     | 1     | 2       | —           |
| 35..... | 98     | 142       | 4     | 2     | 1       | 10          |
| 36..... | 84     | 100       | 2     | 6     | 2       | 4           |
| 37..... | 123    | 116       | 1     | 4     | 1       | 6           |

Total.. 4094 3949 229 87 30 17 122

XXXII.—

|         |     |     |    |    |   |   |
|---------|-----|-----|----|----|---|---|
| 1.....  | 115 | 81  | 7  | —  | — | 1 |
| 2.....  | 133 | 54  | 10 | —  | — | 1 |
| 3.....  | 108 | 73  | 6  | —  | — | — |
| 4.....  | 107 | 66  | 9  | 1  | — | 1 |
| 5.....  | 118 | 87  | 5  | 1  | — | 1 |
| 6.....  | 151 | 109 | 7  | 1  | — | 1 |
| 7.....  | 106 | 63  | 3  | —  | — | — |
| 8.....  | 108 | 91  | 7  | —  | — | 1 |
| 9.....  | 129 | 74  | 11 | —  | — | — |
| 10..... | 89  | 73  | 13 | 1  | — | 1 |
| 11..... | 110 | 65  | 2  | 1  | — | — |
| 12..... | 134 | 79  | 11 | —  | 1 | 4 |
| 13..... | 106 | 81  | 7  | —  | — | 1 |
| 14..... | 144 | 89  | 9  | —  | — | 3 |
| 15..... | 103 | 50  | 14 | —  | — | 2 |
| 16..... | 99  | 62  | 14 | 2  | — | 5 |
| 17..... | 132 | 69  | 19 | 1  | 3 | 4 |
| 18..... | 108 | 75  | 12 | 3  | — | 1 |
| 19..... | 105 | 74  | 8  | 3  | — | — |
| 20..... | 104 | 80  | 1  | 1  | 1 | 5 |
| 21..... | 112 | 77  | 2  | 3  | 1 | — |
| 22..... | 102 | 93  | 1  | 4  | — | 1 |
| 23..... | 111 | 110 | —  | 11 | 2 | — |
| 24..... | 116 | 94  | 4  | 3  | 1 | 4 |
| 25..... | 93  | 132 | 6  | 2  | — | — |
| 26..... | 128 | 108 | 4  | 1  | 1 | 1 |
| 27..... | 82  | 95  | 3  | 3  | 1 | 1 |
| 28..... | 78  | 80  | 1  | 8  | 1 | 4 |
| 29..... | 105 | 80  | 3  | 2  | — | 2 |
| 30..... | 106 | 79  | 19 | 9  | — | 2 |
| 31..... | 76  | 54  | 10 | 1  | 2 | — |
| 32..... | 91  | 126 | —  | 1  | — | 3 |
| 33..... | 108 | 106 | —  | 8  | — | 4 |
| 34..... | 116 | 70  | 10 | 2  | 1 | 2 |
| 35..... | 96  | 56  | 16 | 5  | 1 | 3 |
| 36..... | 100 | 49  | 5  | —  | 2 | 5 |
| 37..... | 111 | 84  | 1  | 3  | — | 1 |
| 38..... | 135 | 63  | 1  | —  | 1 | 1 |
| 39..... | 75  | 28  | 4  | —  | — | 1 |
| 40..... | 103 | 36  | 3  | 1  | — | 3 |

Total.. 4353 3015 268 82 19 36 94

XXXIII.—

|         |     |     |    |   |   |    |
|---------|-----|-----|----|---|---|----|
| 1.....  | 120 | 95  | 2  | — | — | 3  |
| 2.....  | 131 | 95  | 6  | 2 | — | 1  |
| 3.....  | 152 | 100 | 2  | 2 | 1 | 14 |
| 4.....  | 102 | 111 | 3  | — | 2 | —  |
| 5.....  | 103 | 74  | 2  | — | — | 2  |
| 6.....  | 101 | 63  | 9  | 1 | 1 | —  |
| 7.....  | 156 | 87  | 10 | 2 | 1 | —  |
| 8.....  | 116 | 90  | 4  | 3 | 1 | —  |
| 9.....  | 86  | 92  | 2  | 2 | — | 16 |
| 10..... | 98  | 112 | 2  | 2 | 2 | —  |
| 11..... | 130 | 112 | 2  | 2 | — | 11 |
| 12..... | 113 | 160 | 2  | 2 | — | —  |
| 13..... | 121 | 85  | 1  | 7 | — | 2  |
| 14..... | 181 | 63  | 3  | — | 1 | 1  |
| 15..... | 103 | 108 | —  | 1 | 3 | —  |
| 16..... | 179 | 101 | 6  | — | 1 | 1  |
| 17..... | 111 | 95  | 4  | — | 1 | 2  |
| 18..... | 92  | 104 | 1  | 1 | 1 | —  |
| 19..... | 125 | 111 | 2  | 2 | 1 | —  |
| 20..... | 95  | 79  | 5  | 2 | — | 1  |
| 21..... | 117 | 71  | 1  | 5 | 2 | —  |
| 22..... | 94  | 116 | 3  | — | 2 | —  |
| 23..... | 125 | 116 | —  | 1 | 3 | 1  |
| 24..... | 95  | 74  | 1  | — | — | 8  |
| 25..... | 64  | 79  | —  | — | — | 4  |
| 26..... | 115 | 73  | 2  | 1 | 2 | 1  |
| 27..... | 101 | 112 | —  | 7 | 4 | —  |
| 28..... | 107 | 88  | 4  | 1 | 1 | 1  |
| 29..... | 142 | 86  | 3  | 1 | 1 | —  |
| 30..... | 75  | 66  | 2  | 1 | — | 6  |
| 31..... | 102 | 82  | 5  | 2 | — | 1  |



ELECTION RETURNS.

|         | Hancey | Harrison | Hoyt | Hoyt | Pepin | B'edus | Collins |
|---------|--------|----------|------|------|-------|--------|---------|
| 32..... | 106    | 78       | 5    | —    | 5     | —      | 12      |
| 33..... | 200    | 46       | 5    | 1    | —     | —      | 14      |
| 34..... | 167    | 48       | 1    | 6    | 2     | 1      | 20      |
| 35..... | 168    | 25       | 4    | 1    | 1     | —      | 13      |

Total.. 4173 3097 108 58 40 19 470

XXXIV.—

|         |     |     |    |   |   |   |    |
|---------|-----|-----|----|---|---|---|----|
| 1.....  | 108 | 122 | 1  | 4 | 1 | 1 | 6  |
| 2.....  | 105 | 129 | —  | 3 | 1 | 1 | 8  |
| 3.....  | 115 | 95  | 2  | 1 | — | 2 | 1  |
| 4.....  | 123 | 118 | 2  | 2 | — | — | 4  |
| 5.....  | 102 | 145 | —  | 2 | 1 | 7 | 3  |
| 6.....  | 67  | 133 | 5  | — | — | 1 | 1  |
| 7.....  | 115 | 69  | 2  | 2 | — | 2 | 2  |
| 8.....  | 117 | 90  | 3  | 1 | — | 1 | 2  |
| 9.....  | 114 | 127 | 1  | 2 | — | 1 | 6  |
| 10..... | 96  | 94  | 5  | 1 | — | 2 | 2  |
| 11..... | 97  | 185 | 2  | 2 | 1 | 3 | 5  |
| 12..... | 129 | 171 | 1  | 4 | 2 | — | 5  |
| 13..... | 78  | 120 | —  | 4 | 1 | — | 1  |
| 14..... | 96  | 110 | 1  | — | — | — | 4  |
| 15..... | 90  | 202 | 4  | 3 | — | 3 | —  |
| 16..... | 105 | 131 | 10 | — | — | 2 | —  |
| 17..... | 114 | 114 | 7  | 3 | — | — | 1  |
| 18..... | 105 | 63  | 3  | 1 | 1 | 1 | 1  |
| 19..... | 85  | 72  | 6  | 3 | 9 | 2 | 5  |
| 20..... | 109 | 99  | 2  | — | 2 | — | 10 |

Total.. 2040 2389 57 38 19 29 66

XXXV.—

|         |     |     |    |   |   |   |    |
|---------|-----|-----|----|---|---|---|----|
| 1.....  | 73  | 97  | 4  | 5 | 5 | 1 | 14 |
| 2.....  | 75  | 135 | 1  | — | 2 | — | 10 |
| 3.....  | 99  | 115 | 4  | 2 | 1 | 3 | 11 |
| 4.....  | 94  | 128 | 3  | 4 | 3 | 1 | 10 |
| 5.....  | 90  | 75  | 9  | 2 | — | 4 | 22 |
| 6.....  | 94  | 105 | 3  | 2 | — | 2 | 13 |
| 7.....  | 78  | 69  | 1  | — | — | 1 | —  |
| 8.....  | 73  | 140 | 8  | — | 3 | 1 | 1  |
| 9.....  | 84  | 101 | 3  | 3 | 3 | — | 13 |
| 10..... | 100 | 83  | 6  | 1 | 4 | — | 16 |
| 11..... | 150 | 77  | 8  | 5 | — | 1 | 13 |
| 12..... | 125 | 74  | 20 | — | — | — | 3  |
| 13..... | 142 | 75  | 13 | — | — | — | 5  |
| 14..... | 126 | 81  | 2  | — | — | 1 | 1  |
| 15..... | 113 | 57  | 6  | — | — | 1 | 12 |
| 16..... | 162 | 69  | 1  | 2 | — | — | 12 |
| 17..... | 134 | 82  | 8  | 1 | — | 2 | 2  |
| 18..... | 112 | 76  | 3  | 1 | — | — | 1  |
| 19..... | 138 | 90  | 3  | — | — | — | —  |
| 20..... | 147 | 98  | 8  | — | — | 2 | 6  |
| 21..... | 97  | 111 | 6  | 2 | 3 | 1 | 9  |
| 22..... | 106 | 82  | 4  | 1 | 3 | 5 | —  |
| 23..... | 104 | 141 | —  | 1 | — | 1 | 8  |

Total.. 2516 2161 124 32 27 27 182

Gr'd t'l. 128413 156756 3328 2043 679 1028 5384

VOTE FOR ALDERMEN.

Ward. Election April 2, 1901.

|                                   |       |
|-----------------------------------|-------|
| 1. Michael Kenna,† Dem.....       | 6,395 |
| Edward E. Everett,* Pro.....      | 463   |
| John F. Sheppard, S. T.....       | 245   |
| 2. Charles Alling,* Rep.....      | 5,558 |
| Joseph M. Wineman,† Dem.....      | 3,077 |
| S. F. Welbasky, Pro.....          | 59    |
| C. H. Hartman, S. T.....          | 23    |
| Reiss Wasbrough, Soc.....         | 40    |
| John Cordingly, Ind.....          | 101   |
| 3. Milton J. Foreman,* Rep.....   | 4,474 |
| Samuel H. Hoffheimer,† Dem.....   | 3,587 |
| A. J. Rosier, Pro.....            | 40    |
| George Hazel, S. T.....           | 12    |
| Louis Dalgaard, Soc.....          | 48    |
| 4. Frank J. Doubek,* Rep.....     | 4,403 |
| William J. O'Brien,† Dem.....     | 4,219 |
| George W. Westcott, Pro.....      | 24    |
| Joe Trentz, Soc.....              | 48    |
| 5. Edward R. Litzinger,* Rep..... | 4,401 |
| James J. McCormick,† Dem.....     | 3,744 |
| William W. Baker, Pro.....        | 14    |
| William Wall, Soc.....            | 70    |
| 6. Linn H. Young,* Rep.....       | 6,053 |

|  |       |
|--|-------|
| James E. Hill,† Dem.....                 | 3,265 |
| George J. Foyer, S. T.....               | 40    |
| 7. Frank L. Bennett,* Rep. (2 yrs.)..... | 6,106 |
| Charles J. Fahndrich,† Rep. (1 yr.)..... | 5,524 |
| James K. Finn,† Dem. (2 yrs.).....       | 3,607 |
| Francis K. Bagley,* Dem. (1 yr.).....    | 4,251 |
| Alfred R. Heath, Pro.....                | 92    |
| James B. Johnson, S. T.....              | 29    |
| Charles Bigel, Soc. Dem.....             | 30    |
| Grant Depey, Soc.....                    | 104   |
| 8. Patrick H. Moynihan, Rep.....         | 3,907 |
| Edward Watkins,† Dem.....                | 2,947 |
| John M. Bryan, S. T.....                 | 29    |
| Christian J. Peterson, Soc.....          | 303   |
| 9. Nathan T. Brenner,† Rep.....          | 3,761 |
| John Bennett,† Dem.....                  | 2,266 |
| Louis F. Altpeter,* Ind. Dem.....        | 1,156 |
| Joseph Novola, Soc. Dem.....             | 100   |
| Louis Hechtman, Soc.....                 | 88    |
| 10. John Sindelar,* Rep.....             | 3,472 |
| John J. Sullivan, Dem.....               | 2,793 |
| Michael S. Cary,† Ind. Dem.....          | 796   |
| Joseph Stone, Soc.....                   | 66    |
| Frank Nevad, Soc. Dem.....               | 215   |
| 11. Anton Novak,† Rep.....               | 2,748 |
| Edward F. Cullerton,† Dem.....           | 3,753 |
| Edward F. Doering, Pro.....              | 35    |
| Vaclav F. Mudra, Soc. Dem.....           | 115   |
| Michael J. Rowan, S. T.....              | 24    |
| John McGill, Soc.....                    | 82    |
| William J. Krueger,* Ind. Dem.....       | 1,921 |
| William Rossow, Ind. Rep.....            | 46    |
| 12. Joseph Schubeck,† Rep.....           | 3,694 |
| Michael Zimmer,* Dem.....                | 4,645 |
| John M. Peebles, Pro.....                | 66    |
| George J. Miller, Soc. Dem.....          | 153   |
| Sven Sendelln, Soc.....                  | 108   |
| James Sorna, Ind.....                    | 98    |
| 13. John E. Scully,* Rep.....            | 4,495 |
| Michael H. Rogers,† Dem.....             | 3,998 |
| Hugh C. Beelmao, Pro.....                | 208   |
| George A. Brooks, S. T.....              | 50    |
| James Lambert, Soc.....                  | 99    |
| 14. Frank T. Fowler,† Rep.....           | 5,604 |
| Thomas F. Little,* Dem.....              | 3,750 |
| Josiah A. Mack, Pro.....                 | 57    |
| Ambrose A. Worsley, S. T.....            | 29    |
| H. H. Froelich, Soc. Dem.....            | 42    |
| Theodore Williams, Soc.....              | 125   |
| 15. John N. Bos,* Rep.....               | 3,880 |
| Joseph Strauss,† Dem.....                | 3,944 |
| A. W. Niemann, S. T.....                 | 60    |
| Arthur Meister, Soc. Dem.....            | 77    |
| L. Olsen, Soc.....                       | 276   |
| 16. Adam Szwarzjart,* Rep.....           | 3,004 |
| George Leininger,† Dem.....              | 5,083 |
| Max F. Weber, Pro.....                   | 25    |
| Matthew Schurak, Soc. Dem.....           | 28    |
| H. L. Frankel, Soc. Rep.....             | 154   |
| 17. John F. Smulski,* Rep.....           | 5,689 |
| Richard J. McGrath,† Dem.....            | 4,400 |
| Walter Budzynski, Pro.....               | 65    |
| Nels Benson, Soc. Dem.....               | 64    |
| O. A. O. Haarvig, S. T.....              | 39    |
| A. Jasinski, Soc.....                    | 231   |
| 18. John J. Brennan,† Dem.....           | 6,424 |
| P. J. McLean,* S. T.....                 | 134   |
| J. M. Allen, Soc.....                    | 213   |
| 19. John A. Bell,* Rep.....              | 2,394 |
| Patrick Morris,† Dem.....                | 2,633 |
| James T. Roach,† Ind. Dem.....           | 3,633 |
| 20. James C. Patterson,* Rep.....        | 6,041 |
| George Duddleston,† Dem.....             | 4,448 |
| J. E. Gurnsey, Soc.....                  | 72    |
| 21. S. Harvey Helm,* Rep.....            | 4,752 |
| Honore Palmer,† Dem.....                 | 6,055 |
| Eugene Seward, Pro.....                  | 25    |
| E. G. Kumvine, S. T.....                 | 29    |
| Theodore Meyer, Soc.....                 | 94    |
| William H. Malone, Ind.....              | 31    |
| 22. Nicholas H. Green,† Rep.....         | 4,135 |
| John H. Sullivan,† Dem.....              | 4,738 |
| Carl J. Olsen, Pro.....                  | 57    |
| T. H. Hedrich, S. T.....                 | 36    |

|     |                                      |       |
|-----|--------------------------------------|-------|
|     | Gustav E. Linn, Soc.....             | 169   |
|     | Andria Filipi, Ind. Rep.....         | 23    |
| 23. | Charles F. Gillmann,† Rep.....       | 2,571 |
|     | Charles Werro, * Dem.....            | 5,212 |
|     | Otto Cullman, S. T.....              | 46    |
|     | J. Langenburg, Soc.....              | 153   |
| 24. | Amos Lettbone, * Rep.....            | 3,523 |
|     | William H. Echemann,† Dem.....       | 3,788 |
|     | Manley H. Simmons, Pro.....          | 27    |
| 25. | Winfield P. Dunn,‡ Rep.....          | 6,143 |
|     | John M. Stevens,‡ Dem.....           | 2,627 |
|     | John E. Rastall, Pro.....            | 61    |
|     | H. H. Hardinge, S. T.....            | 66    |
|     | August Patterson, Soc.....           | 123   |
| 26. | Freeman K. Blake, * Rep.....         | 3,584 |
|     | Spencer Ward,‡ Dem.....              | 3,302 |
|     | Henry H. Gill, Pro.....              | 29    |
| 27. | Albert F. Keeney, * Rep.....         | 3,600 |
|     | George S. Foster,† Dem.....          | 3,111 |
|     | George F. Johnson, Pro.....          | 59    |
|     | C. W. Comstock, S. T.....            | 26    |
|     | James H. Bard, Soc.....              | 223   |
|     | Larrie Merico, Ind. Rep.....         | 14    |
| 28. | J. G. K. Schultze, Soc. Dem.....     | 40    |
|     | Charles E. Hallstrom,† Rep.....      | 3,258 |
|     | Francis D. Connery,† Dem.....        | 4,774 |
|     | Marcus L. Halvorson, Pro.....        | 102   |
|     | Franz Rabel, Soc. Dem.....           | 74    |
|     | Eugene S. Brouty, S. T.....          | 69    |
|     | J. W. Bartles, Soc.....              | 277   |
|     | Louis Gullie, Ind. Rep.....          | 6     |
| 29. | Charles Koski,‡ Rep.....             | 2,034 |
|     | Frederick A. Hart,‡ Dem.....         | 2,132 |
|     | Harvey N. Ott, Pro.....              | 22    |
|     | Mike H. Babka, Soc. Dem.....         | 329   |
|     | H. W. Koehler, S. T.....             | 22    |
|     | John J. McGinty, Ind. Dem.....       | 1,799 |
| 30. | Michael G. Walsh, * Rep.....         | 4,607 |
|     | Michael McInerney,† Dem.....         | 4,685 |
|     | J. W. Powley, Pro.....               | 37    |
|     | A. W. Marrow, Soc. Dem.....          | 43    |
|     | Charles H. Cilliski, S. T.....       | 16    |
| 31. | William H. Butterworth * R. (2 yrs.) | 4,570 |
|     | Nicholas J. Nagel,‡ Rep. (1 yr.)     | 4,350 |
|     | Patrick J. Murphy,† Dem. (2 yrs.)    | 3,443 |
|     | Charles Neilsen,‡ Dem. (1 yr.)       | 3,664 |
|     | Walter H. McPherson, Pro.....        | 156   |
|     | Charles Wistrand, Soc. Dem.....      | 69    |
|     | Alfred Brown, Soc.....               | 79    |
|     | John J. Mulville, Ind.....           | 27    |
| 32. | Henry F. Eidmann, * Rep.....         | 4,917 |
|     | John E. Forberg, Soc.....            | 97    |
|     | Henry Uhlhorn, Soc. Dem.....         | 115   |
|     | John F. Kinsey, Pro.....             | 469   |
| 33. | Nicholas Decker,‡ Rep.....           | 3,823 |
|     | Samuel E. Cook,‡ Dem.....            | 3,421 |
|     | C. J. Luther, Pro.....               | 79    |
|     | N. Anderson, Soc.....                | 392   |
| 34. | Charles E. Rector,† Rep.....         | 2,343 |
|     | Edward D. O'Brien,† Dem.....         | 2,039 |
|     | F. E. Jeffers, Pro.....              | 18    |
|     | Thomas Donegan,† Ind.....            | 95    |
| 35. | Frank L. Race, * Rep.....            | 2,534 |
|     | John S. Clark,‡ Dem.....             | 1,807 |
|     | T. A. Thorsen, Pro.....              | 63    |
|     | Lewis J. Bates, S. T.....            | 88    |
|     | Walter Huggins, Soc.....             | 133   |
|     | Thomas Sayle,† Ind. Rep.....         | 463   |

\*Indorsed by Municipal Voters' League.  
 †Condemned. ‡Commended without indorsement.  
 †Both acceptable.

**TREASURER.**

Nominees were: Theodore J. Bluthardt, republican; Charles F. Gunther, democrat; John A. Ruth, prohibition; Charles Tyl, socialist democrat; Thomas Stelgerwald, socialist labor; Theophilus Gribi, single tax; D. H. Daly, socialist.

|        |            |          |       |      |              |       |      |
|--------|------------|----------|-------|------|--------------|-------|------|
|        | Rep.       | Dem.     | Pro.  | S.D. | S.L.         | S.T.  | Soc. |
| Ward.  | Bluthardt. | Gunther. | Ruth. | Tyl  | Stelgerwald. | Gribi | Daly |
| 1..... | 3047       | 6738     | 67    | 11   | 11           | 30    | 32   |
| 2..... | 4737       | 3973     | 63    | 14   | 14           | 17    | 38   |

|         |            |          |       |     |              |       |      |
|---------|------------|----------|-------|-----|--------------|-------|------|
|         | Bluthardt. | Gunther. | Ruth. | Tyl | Stelgerwald. | Gribi | Daly |
| 3.....  | 3848       | 4014     | 64    | 9   | 20           | 14    | 59   |
| 4.....  | 3196       | 5255     | 34    | 18  | 20           | 16    | 42   |
| 5.....  | 3302       | 4546     | 37    | 29  | 26           | 12    | 61   |
| 6.....  | 5613       | 4490     | 35    | 8   | 17           | 43    | 45   |
| 7.....  | 5164       | 4615     | 133   | 22  | 12           | 36    | 109  |
| 8.....  | 3231       | 3434     | 36    | 23  | 20           | 46    | 322  |
| 9.....  | 3049       | 3775     | 24    | 91  | 15           | 7     | 98   |
| 10..... | 2458       | 4157     | 36    | 234 | 12           | 13    | 71   |
| 11..... | 3235       | 4807     | 51    | 90  | 36           | 33    | 115  |
| 12..... | 3497       | 4616     | 117   | 155 | 28           | 20    | 151  |
| 13..... | 4056       | 4467     | 128   | 7   | 8            | 45    | 136  |
| 14..... | 4189       | 4853     | 85    | 39  | 18           | 32    | 158  |
| 15..... | 3446       | 4183     | 76    | 67  | 27           | 32    | 310  |
| 16..... | 2237       | 5710     | 30    | 28  | 7            | 15    | 173  |
| 17..... | 4411       | 5360     | 71    | 55  | 28           | 31    | 271  |
| 18..... | 2336       | 6214     | 39    | 16  | 7            | 39    | 107  |
| 19..... | 2639       | 5626     | 19    | 26  | 11           | 31    | 80   |
| 20..... | 4931       | 5317     | 115   | 17  | 6            | 23    | 80   |
| 21..... | 4336       | 6287     | 69    | 22  | 6            | 45    | 96   |
| 22..... | 3776       | 4947     | 52    | 34  | 27           | 22    | 235  |
| 23..... | 2826       | 4854     | 28    | 17  | 23           | 39    | 145  |
| 24..... | 2748       | 4340     | 46    | 25  | 27           | 30    | 89   |
| 25..... | 5498       | 4684     | 72    | 24  | 9            | 70    | 119  |
| 26..... | 3257       | 3538     | 167   | 32  | 22           | 35    | 94   |
| 27..... | 3425       | 2998     | 71    | 65  | 21           | 31    | 265  |
| 28..... | 3540       | 4327     | 85    | 57  | 34           | 48    | 321  |
| 29..... | 2215       | 4484     | 38    | 193 | 26           | 15    | 68   |
| 30..... | 3384       | 5722     | 29    | 54  | 19           | 19    | 35   |
| 31..... | 3913       | 3969     | 184   | 87  | 27           | 12    | 113  |
| 32..... | 4169       | 3264     | 234   | 64  | 9            | 28    | 79   |
| 33..... | 4058       | 3027     | 90    | 36  | 32           | 34    | 434  |
| 34..... | 1963       | 2343     | 46    | 27  | 15           | 20    | 55   |
| 35..... | 2441       | 2164     | 99    | 25  | 30           | 16    | 165  |

Total. 124176 157158 2540 1721 670 1009 4771

**ATTORNEY.**

Nominees were: Oscar Hebel, republican; Andrew J. Ryan, democrat; Lloyd K. Marshall, prohibition; Charles H. Soelke, socialist democrat; Henry Sale, socialist labor; Ernst J. Batten, single tax; H. M. Taft, socialist.

|         |        |       |           |         |       |         |      |
|---------|--------|-------|-----------|---------|-------|---------|------|
|         | Rep.   | Dem.  | Pro.      | S.D.    | S.L.  | S.T.    | Soc. |
| Ward.   | Hebel. | Ryan. | Marshall. | Soelke. | Sale. | Batten. | Taft |
| 1.....  | 3296   | 6433  | 79        | 12      | 15    | 33      | 31   |
| 2.....  | 5176   | 3423  | 59        | 12      | 17    | 18      | 41   |
| 3.....  | 4447   | 3405  | 49        | 6       | 24    | 15      | 58   |
| 4.....  | 3324   | 5046  | 28        | 22      | 21    | 13      | 43   |
| 5.....  | 3393   | 4419  | 20        | 35      | 21    | 6       | 56   |
| 6.....  | 6684   | 3373  | 46        | 25      | 14    | 39      | 23   |
| 7.....  | 6191   | 3527  | 126       | 21      | 25    | 32      | 112  |
| 8.....  | 3350   | 3275  | 37        | 25      | 15    | 49      | 316  |
| 9.....  | 3109   | 3688  | 30        | 48      | 35    | 17      | 99   |
| 10..... | 2502   | 4153  | 21        | 241     | 13    | 8       | 76   |
| 11..... | 3334   | 4694  | 42        | 93      | 37    | 30      | 113  |
| 12..... | 3655   | 4429  | 77        | 167     | 28    | 17      | 149  |
| 13..... | 4558   | 3902  | 140       | 9       | 10    | 37      | 123  |
| 14..... | 4442   | 4464  | 71        | 44      | 24    | 21      | 158  |
| 15..... | 3843   | 3741  | 75        | 66      | 20    | 37      | 299  |
| 16..... | 2351   | 5559  | 25        | 28      | 7     | 20      | 165  |
| 17..... | 4715   | 5043  | 71        | 64      | 26    | 24      | 272  |
| 18..... | 2426   | 6083  | 48        | 23      | 8     | 36      | 99   |
| 19..... | 2699   | 5590  | 16        | 28      | 9     | 33      | 84   |
| 20..... | 5663   | 4590  | 115       | 23      | 10    | 26      | 76   |
| 21..... | 5377   | 5235  | 66        | 11      | 15    | 38      | 109  |
| 22..... | 4100   | 4598  | 46        | 52      | 19    | 24      | 239  |
| 23..... | 3354   | 4249  | 24        | 22      | 18    | 37      | 147  |
| 24..... | 3133   | 3959  | 44        | 39      | 24    | 35      | 89   |
| 25..... | 6494   | 3228  | 72        | 22      | 10    | 61      | 127  |
| 26..... | 3848   | 2930  | 170       | 58      | 11    | 33      | 104  |
| 27..... | 3795   | 2614  | 68        | 62      | 19    | 40      | 260  |
| 28..... | 3883   | 3926  | 72        | 76      | 35    | 54      | 322  |
| 29..... | 2277   | 4410  | 39        | 175     | 21    | 15      | 64   |
| 30..... | 3510   | 5583  | 27        | 73      | 14    | 21      | 87   |
| 31..... | 4463   | 3461  | 164       | 89      | 25    | 11      | 111  |
| 32..... | 4795   | 2610  | 227       | 43      | 26    | 30      | 70   |
| 33..... | 4239   | 2828  | 94        | 41      | 34    | 33      | 447  |
| 34..... | 2159   | 2143  | 41        | 34      | 15    | 26      | 53   |
| 35..... | 2774   | 1815  | 106       | 34      | 29    | 17      | 168  |

Total. 137359 142441 2435 1823 694 986 4740

CITY CLERK.

Nominees were: Thomas O'Snaughtessy, republican; William Loeffler, democrat; Samuel A. Wilson, prohibition; C. T. H. Westphal, social democrat; Peter Damm, socialist labor; Charles L. Young, single tax; F. G. Strickland, socialist.

| Ward.   | Rep. | Dem. | Pro. | S.D. | S.L. | S.T. | Soc. |
|---------|------|------|------|------|------|------|------|
| 1.....  | 3238 | 6489 | 75   | 11   | 11   | 35   | 33   |
| 2.....  | 5081 | 3535 | 63   | 13   | 14   | 21   | 41   |
| 3.....  | 4329 | 3493 | 52   | 11   | 19   | 19   | 60   |
| 4.....  | 3306 | 5082 | 27   | 19   | 26   | 17   | 48   |
| 5.....  | 3425 | 4427 | 23   | 31   | 16   | 9    | 58   |
| 6.....  | 6530 | 3565 | 70   | 14   | 13   | 45   | 42   |
| 7.....  | 6004 | 3569 | 150  | 20   | 16   | 48   | 122  |
| 8.....  | 3298 | 3312 | 41   | 22   | 23   | 31   | 322  |
| 9.....  | 2603 | 4431 | 33   | 60   | 6    | 19   | 100  |
| 10..... | 2823 | 3975 | 36   | 241  | 7    | 16   | 78   |
| 11..... | 3582 | 4485 | 29   | 120  | 20   | 35   | 116  |
| 12..... | 3787 | 4409 | 70   | 176  | 25   | 19   | 145  |
| 13..... | 4788 | 3710 | 128  | 34   | 6    | 58   | 125  |
| 14..... | 4588 | 4433 | 77   | 36   | 30   | 26   | 156  |

|         | O'Shaughnessy | Loeffler | Wilson | Westp | Yda | m Young | Stekl | d |
|---------|---------------|----------|--------|-------|-----|---------|-------|---|
| 15..... | 3721          | 3890     | 87     | 66    | 28  | 40      | 317   |   |
| 16..... | 2359          | 5662     | 23     | 26    | 9   | 16      | 170   |   |
| 17..... | 4685          | 5665     | 71     | 57    | 31  | 21      | 277   |   |
| 18..... | 2494          | 6168     | 47     | 21    | 9   | 36      | 102   |   |
| 19..... | 3178          | 5178     | 24     | 27    | 7   | 34      | 89    |   |
| 20..... | 5973          | 4302     | 130    | 15    | 9   | 29      | 71    |   |
| 21..... | 4880          | 5608     | 75     | 17    | 13  | 56      | 111   |   |
| 22..... | 3900          | 4814     | 54     | 40    | 24  | 17      | 251   |   |
| 23..... | 2975          | 4679     | 27     | 17    | 23  | 46      | 155   |   |
| 24..... | 2923          | 4151     | 50     | 24    | 22  | 30      | 94    |   |
| 25..... | 6138          | 3581     | 85     | 30    | 14  | 76      | 128   |   |
| 26..... | 3558          | 3183     | 185    | 44    | 19  | 48      | 100   |   |
| 27..... | 3633          | 2735     | 86     | 59    | 19  | 50      | 280   |   |
| 28..... | 3749          | 4035     | 85     | 39    | 23  | 51      | 325   |   |
| 29..... | 2251          | 4472     | 29     | 191   | 29  | 7       | 55    |   |
| 30..... | 3464          | 5646     | 29     | 48    | 23  | 2       | 37    |   |
| 31..... | 4308          | 3566     | 177    | 92    | 25  | 15      | 122   |   |
| 32..... | 4651          | 2729     | 358    | 46    | 24  | 31      | 77    |   |
| 33..... | 4174          | 2885     | 97     | 47    | 40  | 28      | 444   |   |
| 34..... | 2318          | 2069     | 42     | 34    | 12  | 26      | 58    |   |
| 35..... | 2756          | 1805     | 108    | 24    | 34  | 30      | 170   |   |
| Total.  | 135490        | 145048   | 2758   | 1822  | 669 | 1104    | 4862  |   |

VOTE FOR TOWN OFFICERS.

Election April 2, 1901.

**SOUTH TOWN.**  
(Wards 1, 2, 3, 4 and 5.)  
Assessor—  
Rep.—A. J. Pfbaum...19,110  
D.—Martin Emerich...22,330  
Pro.—James Elmes... 224  
Soc.—No nomination. ....  
Supervisor—  
Rep.—Hugh Norris...21,460  
Dem.—Benj. Barnett...20,709  
Pro.—Geo. Guest... 244  
Soc.—M. Becker... 223  
Collector—  
Rep.—Wm. Lawler...20,545  
Dem.—M. Fitzgerald...21,181  
Pro.—W. A. Cook... 227  
Soc.—L. C. Larson... 234  
Town Clerk—  
R.—W. V. Jefferson...18,696  
D.—Emil Hechinger...23,456  
P.—Ralph McGregor... 223  
S.—H. A. Williamson... 233

**WEST TOWN.**  
(Wards 9, 10, 11, 12, 13, 14, 15, 16, 17, 18, 19, 20, part of 27, 28, 34 and 35.)  
Assessor—  
Rep.—L. A. Kapsa...51,564  
Dem.—J. J. Klein...64,141  
Pro.—A. A. Kraft... 969  
S.—D.—F. J. Peter... 1,100  
Soc.—August Klenke... 2,293  
Collector—  
Rep.—A. L. Adam...50,975  
Dem.—V. L. Cervený...66,352  
Pro.—W. J. Goodman... 947  
Soc.—Dem.—John Aird... 1,067  
Soc.—G. F. Sinderer... 2,281  
Supervisor—  
Rep.—O. C. Severson...53,534  
D.—J. J. McLaughlin...64,357  
Pro.—W. Wickman... 1,260  
S.—D.—C. Hollbeck... 1,177  
Soc.—G. D. Evans... 2,277  
Town Clerk—  
Rep.—James Curran...50,666  
Dem.—E. B. Warwick...64,166  
Pro.—W. G. Atkinson... 981  
Soc.—Dem.—C. Sulberg... 1,124  
Soc.—C. B. Ehnborn... 2,576

**NORTH TOWN.**  
(Wards 21, 22, 23 and part of 24.)  
Assessor—  
Rep.—No nomination. ....  
Dem.—No nomination. ....

Pro.—John Clark.... 126  
Soc.—No nomination. ....  
Collector—  
Rep.—S. A. Bertrand...13,592  
D.—Julius Salomon...16,233  
Pro.—W. Norton... 165  
Soc.—W. Lehnert... 528  
Supervisor—  
Rep.—E. B. Felix...13,511  
Dem.—J. L. Baynes...16,108  
Pro.—I. J. Mason... 147  
Soc.—A. W. Martin... 533  
Town Clerk—  
Rep.—J. Thuemling...13,891  
Dem.—A. H. Potthoff...15,797  
Pro.—G. L. Henschen... 167  
Soc.—C. J. Johnson... 508

**LAKE VIEW.**  
(Wards 25, 26 and part of 24.)  
Assessor—  
Rep.—R. L. Wernecke...11,328  
Dem.—J. Potrykus... 8,278  
Pro.—J. H. Streiff... 262  
Soc.—No nomination. ....  
Collector—  
Rep.—C. H. Wilson...10,966  
Dem.—P. W. Jacobus... 8,658  
Pro.—R. N. Lloyd... 273  
Soc.—C. J. Ericson... 279  
Supervisor—  
Rep.—F. W. Johnson...10,697  
Dem.—C. H. Weber... 8,703  
Pro.—P. Spencer... 247  
Soc.—A. F. Johnson... 276  
Town Clerk—  
Rep.—R. E. Kleeman...11,032  
Dem.—W. T. O'Brien... 8,631  
Pro.—J. E. Adkins... 260  
Soc.—B. A. Webster... 282

**HYDE PARK.**  
(Wards 6, 7, 8 and part of 33.)  
Assessor—  
Rep.—S. M. Dille...13,648  
D.—E. C. Keating, Jr...12,624  
Pro.—D. A. Tear... 309  
Soc.—F. Rudzinski... 780  
Collector—  
Rep.—James Baird...18,602  
Dem.—F. Sand...12,411  
Pro.—C. R. Wakely... 477  
Soc.—A. J. Neilson... 774  
Supervisor—  
Rep.—W. S. Adams...18,729  
Dem.—John Kelly...12,241  
Pro.—Edwin Burk... 457  
Soc.—H. Deboer... 768

**Town Clerk—**  
Rep.—J. W. Peterson...18,922  
Dem.—W. H. O'Brien...12,251  
Pro.—J. H. Wooley... 328  
Soc.—C. Knudsen... 776

**LAKE.**  
(Wards 29, 30, 31 and part of 32.)  
Assessor—  
Rep.—Valentine Delp...13,694  
Dem.—H. L. Stoltze...16,148  
Pro.—B. J. Williams... 478  
Collector—  
Rep.—M. J. Murphy...14,477  
Dem.—Thomas Tobin...15,568  
Pro.—O. A. Young... 527  
Supervisor—  
Rep.—B. F. Moseley...13,151  
Dem.—A. F. Gorman...16,704  
Pro.—T. D. McClure... 519  
Town Clerk—  
Rep.—C. P. Malot...14,122  
Dem.—M. Geysinski...15,650  
Pro.—H. R. Hurlbut... 519

**JEFFERSON.**  
(Part of ward 27.)  
Assessor—  
Rep.—N. D. Calkins... 3,413  
Soc.—No nomination. ....  
Collector—  
Rep.—W. F. Hansen... 3,383  
S.—W. H. Leffingwell... 323  
Supervisor—  
Rep.—J. E. Kamen... 3,316  
Soc.—J. S. Gobel... 381  
Town Clerk—  
Rep.—A. W. Swiney... 3,222  
Soc.—A. Lsemann... 443

**CALUMET.**  
(Part of wards 32 and 33.)  
Assessor—  
Rep.—F. A. Skiller... 1,492  
Dem.—Frank Teutsch... 123  
Cit.—J. Olson... 1,229  
Collector—  
Rep.—Adam Ooms... 1,589  
Dem.—No nomination. ....  
Cit.—V. S. Pease... 1,146  
Supervisor—  
Rep.—L. T. Goe... 1,445  
Dem.—C. Kinst... 244  
Cit.—V. B. Schreiber... 846  
Town Clerk—  
R.—A. L. Wellington... 1,541  
Dem.—J. Glacken... 207  
Cit.—N. Oswald... 1,059

## CLIMATOLOGY OF THE UNITED STATES.

The following table of average rainfall, highest and lowest temperatures, based upon observations of thirty-one or fewer years, at selected stations in the several states and territories of the United States, was compiled from the records of the weather bureau for The Chicago Daily News Almanac by the United States weather bureau, Washington, D. C.:

| STATIONS.                         | Alt. ab. sea lev! (feet.) | No. of years | TEMPERATURE. |       |     |       | Av. precipitation. |
|-----------------------------------|---------------------------|--------------|--------------|-------|-----|-------|--------------------|
|                                   |                           |              | Max.         | Year. | Mi. | Year. |                    |
| Alabama—Mobile.....               | 12                        | 31           | 101          | 1883  | -1  | 1899  | 62.6               |
| Montgomery.....                   | 162                       | 29           | 107          | 1881  | -5  | 1899  | 52.7               |
| Alaska—Sitka.....                 | 20                        | 10           | 80           | 1885  | -2  | 1887  | 111.7              |
| Arizona—Fort Grant.....           | 4,833                     | 15           | 103          | 1879  | 7   | 1887  | 16.3               |
| Yuma.....                         | 157                       | 26           | 118          | 1878  | 22  | 1883  | 3.0                |
| Arkansas—Little Rock.....         | 297                       | 22           | 106          | 1861  | -12 | 1899  | 53.6               |
| California—San Francisco.....     | 297                       | 31           | 100          | 1801  | 29  | 1888  | 25.7               |
| San Diego.....                    | 10                        | 30           | 101          | 1883  | 32  | 1891  | 10.5               |
| Colorado—Denver.....              | 5,183                     | 30           | 105          | 1873  | -29 | 1875  | 14.5               |
| Pueblo.....                       | 4,690                     | 13           | 103          | 1895  | -27 | 1899  | 12.1               |
| Connecticut—New Haven.....        | 9                         | 29           | 100          | 1881  | -14 | 1873  | 47.9               |
| District Columbia—Washington..... | 12                        | 31           | 104          | 1881  | -15 | 1899  | 43.5               |
| Florida—Jacksonville.....         | 8                         | 30           | 104          | 1879  | 10  | 1899  | 54.1               |
| Key West.....                     | 22                        | 31           | 100          | 1886  | 41  | 1886  | 38.5               |
| Georgia—Atlanta.....              | 1,033                     | 23           | 100          | 1887  | -8  | 1899  | 52.0               |
| Savannah.....                     | 21                        | 31           | 105          | 1895  | 8   | 1899  | 51.9               |
| Illinois—Chicago.....             | 603                       | 31           | 103          | 1901  | -23 | 1872  | 34.8               |
| Springfield.....                  | 582                       | 22           | 107          | 1901  | -22 | 1884  | 38.0               |
| Indiana—Indianapolis.....         | 706                       | 31           | 106          | 1901  | -25 | 1884  | 43.0               |
| Oklahoma—Oklahoma City.....       | 1,195                     | 10           | 104          | 1894  | -17 | 1899  | 33.3               |
| Iowa—Des Moines.....              | 632                       | 23           | 109          | 1901  | -30 | 1884  | 33.0               |
| Kansas—Leavenworth.....           | 743                       | 25           | 107          | 1886  | -29 | 1873  | 38.4               |
| Dodge City.....                   | 2,484                     | 27           | 108          | 1876  | -26 | 1899  | 19.8               |
| Kentucky—Louisville.....          | 394                       | 30           | 107          | 1901  | -20 | 1884  | 45.8               |
| Louisiana—New Orleans.....        | 2                         | 31           | 102          | 1901  | 7   | 1899  | 60.5               |
| Shreveport.....                   | 179                       | 30           | 107          | 1875  | -5  | 1899  | 48.6               |
| Maine—Bastport.....               | 5                         | 29           | 93           | 1901  | -21 | 1884  | 45.2               |
| Portland.....                     | 11                        | 31           | 97           | 1876  | -17 | 1872  | 42.3               |
| Maryland—Baltimore.....           | 8                         | 31           | 104          | 1898  | -7  | 1899  | 43.8               |
| Massachusetts—Boston.....         | 11                        | 31           | 101          | 1881  | -13 | 1882  | 45.0               |
| Michigan—Alpena.....              | 582                       | 29           | 98           | 1886  | -27 | 1882  | 35.1               |
| Detroit.....                      | 579                       | 31           | 101          | 1887  | -24 | 1872  | 32.3               |
| Marquette.....                    | 628                       | 31           | 108          | 1901  | -27 | 1875  | 32.4               |
| Minnesota—St. Paul.....           | 711                       | 31           | 104          | 1901  | -41 | 1888  | 27.5               |
| Moorhead.....                     | 904                       | 21           | 102          | 1894  | -48 | 1887  | 23.8               |
| Mississippi—Vicksburg.....        | 94                        | 30           | 101          | 1881  | -1  | 1899  | 55.7               |
| Missouri—St. Louis.....           | 455                       | 31           | 107          | 1901  | -22 | 1884  | 37.6               |
| Montana—Helena.....               | 4,013                     | 22           | 103          | 1886  | -42 | 1892  | 13.2               |
| Hayre (Assinboia).....            | 2,477                     | 21           | 108          | 1886  | -55 | 1887  | 14.1               |
| Nebraska—North Platte.....        | 2,803                     | 27           | 107          | 1877  | -35 | 1888  | 18.3               |
| Omaha.....                        | 1,042                     | 31           | 106          | 1884  | -32 | 1884  | 31.7               |
| Nevada—Winnemucca.....            | 4,335                     | 23           | 104          | 1877  | -28 | 1888  | 8.5                |
| New Hampshire—Manchester.....     | 179                       | 9            | 96           | 1888  | -11 | 1888  | 39.5               |
| New Jersey—Atlantic City.....     | 9                         | 28           | 99           | 1880  | -7  | 1880  | 41.2               |
| New York—Albany.....              | 18                        | 28           | 100          | 1898  | -18 | 1875  | 37.9               |
| Rochester.....                    | 510                       | 31           | 99           | 1894  | -12 | 1875  | 34.8               |
| New Mexico—Fort Stanton.....      | 6,151                     | 13           | 99           | 1894  | -18 | 1887  | 19.0               |
| Santa Fe.....                     | 6,954                     | 29           | 97           | 1878  | -13 | 1883  | 14.2               |
| North Carolina—Charlotte.....     | 725                       | 23           | 102          | 1887  | -5  | 1880  | 51.9               |
| Wilmington.....                   | 32                        | 31           | 103          | 1879  | 5   | 1899  | 54.3               |
| North Dakota—Bismarck.....        | 1,638                     | 27           | 106          | 1901  | -44 | 1887  | 18.4               |
| Fort Buford (Williston).....      | 1,855                     | 19           | 107          | 1883  | -49 | 1888  | 13.5               |
| Ohio—Cincinnati.....              | 546                       | 31           | 105          | 1901  | -17 | 1899  | 39.9               |
| Cleveland.....                    | 594                       | 31           | 99           | 1881  | -17 | 1873  | 36.3               |
| Oregon—Portland.....              | 11                        | 30           | 102          | 1891  | -2  | 1888  | 46.8               |
| Roseburg.....                     | 482                       | 24           | 104          | 1894  | -6  | 1888  | 35.2               |
| Pennsylvania—Philadelphia.....    | 9                         | 31           | 103          | 1901  | -6  | 1899  | 39.8               |
| Pittsburg.....                    | 697                       | 31           | 102          | 1881  | -20 | 1899  | 36.7               |
| Rhode Island—Block Island.....    | 16                        | 22           | 89           | 1900  | -4  | 1899  | 44.2               |
| South Carolina—Charleston.....    | 10                        | 31           | 104          | 1879  | 7   | 1899  | 56.7               |
| South Dakota—Rapid City.....      | 3,196                     | 16           | 106          | 1881  | -40 | 1883  | 16.7               |
| Yankton.....                      | 1,186                     | 27           | 107          | 1894  | -34 | 1879  | 26.8               |
| Tennessee—Knoxville.....          | 933                       | 31           | 100          | 1887  | -16 | 1884  | 51.0               |
| Memphis.....                      | 271                       | 31           | 104          | 1901  | -9  | 1899  | 53.3               |
| Texas—Ablene.....                 | 1,718                     | 16           | 110          | 1886  | -6  | 1899  | 25.0               |
| Galveston.....                    | 6                         | 31           | 98           | 1874  | 8   | 1899  | 48.7               |
| Utah—Salt Lake City.....          | 4,248                     | 28           | 102          | 1889  | -20 | 1883  | 16.2               |
| Virginia—Norfolk.....             | 11                        | 31           | 102          | 1887  | 2   | 1886  | 52.1               |
| Vermont—Northfield.....           | 739                       | 15           | 95           | 1897  | -32 | 1889  | 35.7               |
| Washington—Olympia.....           | 17                        | 25           | 99           | 1898  | -2  | 1888  | 51.4               |
| Spokane.....                      | 1,833                     | 21           | 104          | 1898  | -30 | 1888  | 18.4               |
| West Virginia—Parkersburg.....    | 616                       | 13           | 102          | 1901  | -27 | 1899  | 43.5               |
| Wisconsin—Milwaukee.....          | 634                       | 31           | 100          | 1887  | -25 | 1873  | 32.1               |
| Wyoming—Cheyenne.....             | 6,054                     | 31           | 100          | 1881  | -38 | 1875  | 12.2               |

## Sporting Records.

[Corrected to Dec. 1, 1900.]

HORSE RACING.  
RECORD SALES OF THOROUGHBREDS AND TROTTERS.

Giving name of horse, place and date of sale, buyer and price.  
 Flying Fox—London, 1900, Edmond Blanc, Paris, \$191,250.  
 Ormonde—London, 1888, W. MacDonough, San Francisco, \$150,000.  
 Arion—San Francisco, 1892, J. M. Forbes, Boston, \$125,000.

Axtell—Chicago, 1889, W. J. Ijams, Terre Haute, Ind., \$105,600.  
 St. Blaise—New York, 1891, Charles Reed, Gallatin, Tenn., \$100,000.  
 Hamburg—New York, 1901, W. C. Whitney, New York, \$60,000.  
 Nasturtium—New York, 1901, W. C. Whitney, New York, \$50,000.

## AMERICAN DERBY RECORD.

Distance 1½ mles. For 3-year-olds. At Washington Park, Chicago.

| HORSES.  | Wt.  | Jockey.         | Pools              | Owner.                | Time   | Val.     |
|--|------|-----------------|--------------------|-----------------------|--------|----------|
| 1884—1. Modesty, ch. f., by War Dance.....     | 117  | I. Murphy..     | \$75               | E. Corrigan.....      | 2:42¾  | \$10,700 |
| 2. Kosciusko, b. c., by Kylie Daly.....        | 115  | Ellis.....      | 70                 | Hayden & Co.....      | .....  | .....    |
| 3. Bob Cook, b. c., by Ten Broeck.....         | 115  | Walker.....     | 35                 | G. M. Rye.....        | .....  | .....    |
| 1885—1. Volant, b. c., by Grinstead.....       | 123  | I. Murphy..     | 30                 | Santa Anita St'ble    | 2:49½  | 9,570    |
| 2. Wary, b. c., by Pat Mallory.....            | 123  | Spellman..      | 60                 | Morris & Patten.....  | .....  | .....    |
| 3. Troubadour, b. c., by Lisbon.....           | 123  | Stoval.....     | 60                 | M. Young.....         | .....  | .....    |
| 1886—1. Silver Cloud, b. c., by Grinstead..... | 121  | I. Murphy..     | 25                 | Santa Anita St'ble    | 2:57¾  | 8,160    |
| 2. Blue Wing, b. c., by Billet.....            | 121  | Withers....     | 30                 | Melbourne St'ble      | .....  | .....    |
| 3. Sir Joseph, ch. c., by Gleneig.....         | 118  | West.....       | 25                 | J. & J. Swigert.....  | .....  | .....    |
| 1887—1. C. H. Todd, ch. c., by Joe Hooker..... | 118  | Hamilton..      | 30—1               | D. McCarthy.....      | 2:38½  | 13,690   |
| 2. Miss Ford, b. f., by Enquirer.....          | 113  | West.....       | 4—1                | Santa Anita St'ble    | .....  | .....    |
| 3. Wary, b. f., by Warwick.....                | 116  | Kiley.....      | 20—1               | T. H. Stevens.....    | .....  | .....    |
| 1888—1. *Emp'ror of Norfolk, b. c., by Norfolk | 123  | Murphy.....     | 1—4                | Santa Anita St'ble    | 2:40½  | 14,340   |
| 2. Falcon, blk. c., by Falsetto.....           | 121  | Hamilton..      | 8—1                | McMahon.....          | .....  | .....    |
| 3. *Los Angeles, b. f., by Gleneig.....        | 116  | Armstrong       | 1—4                | Santa Anita St'ble    | .....  | .....    |
| 1889—1. Spokane, ch. c., by Hyder Ali.....     | 121  | Kiley.....      | 6—5                | Montana Stable.....   | 2:41¾  | 15,440   |
| 2. Sorrento, ch. g., by Joe Hooker.....        | 118  | Taral.....      | 6—1                | G. Walbaum.....       | .....  | .....    |
| 3. Retriever, b. f., by Duke of Montrose       | 116  | Lewis.....      | 25—1               | Labold Bros.....      | .....  | .....    |
| 1890—1. Uncle Bob, b. g., by Luke Blackburn    | 115½ | Kiley.....      | 4—5                | G. V. Hankins.....    | 2:55¾  | 15,290   |
| 2. Santiago, b. c., by Grinstead.....          | 118½ | Barnes.....     | 3—5                | Santa Anita St'ble    | .....  | .....    |
| 3. Ben Kingsbury, b. c., by Regent.....        | 108½ | Hazlett....     | 6—1                | B. C. Kingsbury.....  | .....  | .....    |
| 1891—1. Strathmeath, b. g., by Strathmore..... | 122  | Covington.      | 2—1                | G. B. Morris.....     | 2:40¾  | 18,610   |
| 2. Poet Scout, b. g., by Longfellow.....       | 115  | Overton....     | 8—1                | E. East & Farabee     | .....  | .....    |
| 3. Kingman, b. c., by Glengarry.....           | 123  | Lewis.....      | 4—1                | Jacobin Stable.....   | .....  | .....    |
| 1892—1. Carlsbad, b. c., by Gleneig.....       | 122  | Williams..      | 10—1               | R. A. Swigert.....    | 3:04¾  | 16,930   |
| 2. Zaldivar, ch. c., by Joe Hooker.....        | 122  | O'Hern.....     | 10—1               | Hasty Stable.....     | .....  | .....    |
| 3. Cicero, b. c., by Longfellow.....           | 115  | Overton....     | 3—1                | E. Corrigan.....      | .....  | .....    |
| 1893—1. Boundless, br. c., by Harry O'Fallon   | 122  | Garrison... 6—1 | J. E. Cushing..... | 2:36                  | 49,500 |          |
| 2. St. Leonards, ch. c., by St. Blaise.....    | 122  | Taral.....      | 2—1                | J. R. & P. P. Keene   | .....  | .....    |
| 3. Clifford, br. c., by Bramble.....           | 122  | Martin.....     | 3—1                | Leigh & Rose.....     | .....  | .....    |
| 1894—1. Rey el Santa Anita, b. c., by Cheviot  | 122  | Van Kuren       | 40—1               | Santa Anita St'ble    | 2:36   | 19,750   |
| 2. Senator Grady, ch. c., by Iroquois.....     | 122  | Garrison... 2—1 | Marcus Daly.....   | .....                 | .....  |          |
| 3. Despot, b. c., by Judge Murray.....         | 122  | Martin.....     | 15—1               | E. Corrigan.....      | .....  | .....    |
| 1898—1. Pink Coat, b. c., by Leonatus.....     | 127  | W. Martin.      | 7—2                | Woodford & Buck       | 2:42¾  | 9,425    |
| 2. Warrenton, b. c., by Imp. Forest.....       | 122  | Caywood..       | 7—1                | W. Oliver.....        | .....  | .....    |
| 3. Isabel, ch. c., by Strathmore.....          | 122  | Knapp.....      | 3—1                | Stanton & Tucker      | .....  | .....    |
| 1900—1. Sid Lucas, ch. c., by Imp. Top Gallant | 122  | Bullman... 20—1 | Thompson Bros.     | 2:40½                 | 9,425  |          |
| 2. James, b. c., by St. James.....             | 122  | Mitchell..      | 6—1                | W. M. Barrick.....    | .....  | .....    |
| 3. Lieut. Gibson, br. c., by G. W. Johnson     | 120  | Boland.....     | Even               | C. H. Smith.....      | .....  | .....    |
| 1901—1. Robert Waddell, br. g., by Aloha.....  | 119  | Bullman... 12—1 | "Pa" Bradley.....  | 2:38.8                | 19,525 |          |
| 2. Terminus, br. c., by Blazes.....            | 122  | Coburn.....     | 15—1               | W. T. Shafer.....     | .....  | .....    |
| 3. The Parader, gr. c., by Longstreet.....     | 127  | Piggott....     | 3—1                | R. T. Wilson, Jr..... | .....  | .....    |

\*Coupled in betting.

## SUBURBAN HANDICAP.

1¼ miles—Sheephead Bay, N. Y.

|   |
|---|
| 1890—Salvator, 127lbs, 2:06½; \$6,900.        |
| 1891—Loantaka, 110lbs, 2:07; \$9,900.         |
| 1892—Montana, 115lbs, 2:07½; \$17,750.        |
| 1893—Lowlander, 105lbs, 2:06½; \$17,750.      |
| 1894—Ramapo, 120lbs, 2:06½; \$12,070.         |
| 1895—Lazarone, 115lbs, 2:07½; \$4,750.        |
| 1896—Henry of Navarre, 123lbs, 2:07; \$5,850. |
| 1897—Ben Brush, 123lbs, 2:07½; \$5,850.       |
| 1898—Tillo, 119lbs, 2:08; \$6,800.            |
| 1899—Imp, 114lbs, 2:05½; \$10,000.            |
| 1900—Kinley Mack, 125lbs, 2:06½; \$10,000.    |
| 1901—Alcedo, 112lbs, 2:05¾; \$7,500.          |

## FUTURITY STAKES.

For 2-year-olds, 170 feet less than ¼ mile,

|   |
|---|
| 1890—Potomac, 115lbs, 1:14½; \$67,675.        |
| 1891—His Highness, 130lbs, 1:15½; \$61,675.   |
| 1892—Morello, 118lbs, 1:12½; \$40,450.        |
| 1893—Domino, 130lbs, 1:12½; \$49,350.         |
| 1894—The Butterflies, 112lbs, 1:11; \$48,710. |
| 1895—Requital, 115lbs, 1:11½; \$53,190.       |
| 1896—Ogden, 115lbs, 1:10; \$43,790.           |
| 1897—L'Alouette, 115lbs, 1:11; \$34,290.      |
| 1898—Martimas, 118lbs, 1:12½; \$36,610.       |
| 1899—Cacornac, 114lbs, 1:10½; \$41,200.       |
| 1900—Ballyhoo Bey, 112lbs, 1:10; \$53,830.    |
| 1901—Yankee, 119lbs, 1:09½; \$38,750.         |

## ENGLISH DERBY.

First race run at Epsom May 4, 1780. In 1784 distance was increased from 1 mile to  $\frac{1}{2}$  miles.

- 1890—Sain Foin, by Springfield, 2:49 $\frac{1}{4}$ .  
 1891—Common, by Isonomy, 2:56 $\frac{1}{2}$ .  
 1892—Sir Hugo, by Wisdom, 2:44.  
 1893—Isinglass, by Isonomy, 2:43.  
 1894—Ladas, by Hampton, 2:45 $\frac{1}{2}$ .  
 1895—Sir Visto, by Barcardine, 2:43 $\frac{1}{2}$ .  
 1896—Persimmon, by St. Simon, 2:42.  
 1897—Galtee Moore, by Kendal, 2:47.  
 1898—Jeddah, by Janissary, 2:37.  
 1899—Flying Fox, by Orme, 2:33 $\frac{1}{2}$ .  
 1900—Diamond Jubilee, by St. Simons, 2:42.  
 1901—\*Volodyovski, by Florizel, 2:40 $\frac{1}{2}$ .  
 \*Owned by William C. Whitney and ridden by Lester Reiff. Mr. P. Lorillard's Iroquois won the Derby in 1881, making Volodyovski's victory the second by American-owned horses in the history of the event.

## BROOKLYN HANDICAP

- $\frac{1}{4}$  mile—Gravesend, L. I.  
 1890—Castaway II., 101lbs, 2:10; \$6,900.  
 1891—Penny, 128lbs, 2:10; \$14,800.  
 1892—Judge Morrow, 116lbs, 2:06 $\frac{1}{4}$ ; \$17,750.  
 1893—Diablo, 112lbs, 2:09; \$17,500.  
 1894—Dr. Rice, 112lbs, 2:07 $\frac{1}{4}$ ; \$17,750.  
 1895—Hornpipe, 105lbs, 2:11 $\frac{1}{4}$ ; \$7,750.  
 1896—Sir Walter, 113lbs, 2:18 $\frac{1}{4}$ ; \$7,750.  
 1897—Howard Mann, 106lbs, 2:06 $\frac{1}{4}$ ; \$7,750.  
 1898—Ornament, 127lbs, 2:10; \$7,800.  
 1899—Banaster, 110lbs, 2:06 $\frac{1}{4}$ ; \$10,000.  
 1900—Kinley Mack, 122lbs, 2:10; \$10,000.  
 1901—Conroy, 102lbs, 2:09; \$10,000.

## KENTUCKY DERBY.

- For 3-year-olds, Louisville, Ky.  
 [Distance changed in 1896 from  $\frac{1}{2}$  to  $\frac{1}{4}$  miles.]  
 1890—Riley, 118lbs, 2:45; \$5,460.  
 1891—Kingman, 122lbs, 2:52 $\frac{1}{2}$ ; \$4,680.  
 1892—Azra, 121bs, 2:41 $\frac{1}{2}$ ; \$4,280.  
 1893—Lookout, 121bs, 2:39 $\frac{1}{4}$ ; \$4,000.  
 1894—Chant, 122 lbs, 2:41; \$4,000.  
 1895—Halma, 122bs, 2:37 $\frac{1}{4}$ .  
 1896—Ben Brush, 117bs, 2:07 $\frac{1}{4}$ .  
 1897—Typhoon II., 117bs, 2:12 $\frac{1}{4}$ .  
 1898—Plaudit, 117bs, 2:09.  
 1899—Manuel, 117bs, 2:12.  
 1900—Lieut. Gibson, 117bs, 2:06 $\frac{1}{4}$ .  
 1901—His Eminence, 117bs, 2:07 $\frac{1}{4}$ .

## GRAND PRIX DE PARIS.

First race run in 1863. Distance about 1 mile 7 furlongs. The race of 1901, run June 16, was won by M. M. Caillaut's colt Cheri, by St. Damien; Tibere, by The Bard, second, and Lady Killer, by War Dance, third. The stakes were worth about \$40,000.

## ENGLISH OAKS.

On June 7 the English Oaks was won by Foxhall P. Keene's Cap and Bells II., by Domino, with Milton Henry up. It was the first time the event was won by an American horse.

## BEST RUNNING RECORDS.

- $\frac{1}{4}$  mile—2:14, Bob Wade, 4yrs, Butte, Mont., Aug. 20, 1890.  
 $\frac{2}{5}$  furlongs—3:14, Best Boy, 2yrs, Clifton, N. J., March 12, 1890.  
 $\frac{3}{8}$  mile—3:4, Red S., aged, 122lbs, Butte, Mont., July 22, 1896.  
 $\frac{1}{2}$  mile—4:6, Geraldine, 4yrs, 122lbs, straight course, Morris Park, Aug. 30, 1889; 4:7, April Fool, 4yrs, 122lbs, Butte, Mont., July 31, 1891.  
 $\frac{3}{4}$  furlongs—5:2, Handpress, 2yrs, 100lbs, Morris Park, straight course, May 26, 1897; 5:3, Meadow, 6yrs, 103lbs, Alexandria, Va., March 20, 1896; 5:3 2-5, Hargis, 2yrs, 110lbs, Harlem, Sept. 30, 1901.

5 furlongs—5:5 $\frac{1}{4}$ , Maid Marian, 4yrs, 111lbs, Morris Park, straight course, Oct. 9, 1894; 5:5 $\frac{1}{2}$ , Wah Jim, 4yrs, 115lbs, Monmouth Park, N. J., July 17, 1893.

$\frac{5}{8}$  furlongs—1:03, Tormentor, 6yrs, 121lbs, Morris Park, straight course, Oct. 10, 1893; 1:06, Howard, 4yrs, 118lbs, Los Angeles, Cal., Oct. 26, 1896; Duellist, 2yrs, 99lbs, Kinloch Park, Oct. 4, 1900; Snark, 2yrs, 103lbs, Empire City track, Oct. 22, 1900.

Futurity course, 170 feet less than 6 furlongs—1:08, Kingston, aged, 139lbs, Sheepshead Bay, L. I., June 22, 1891.

$\frac{3}{4}$  mile—1:08 $\frac{1}{4}$ , Firearm, 4yrs, 120lbs, Morris Park, straight course, Oct. 3, 1899; 1:12, Bummer, 4yrs, 80lbs, Kinloch Park, Oct. 17, 1900.

$\frac{6}{8}$  furlongs—1:18 4-5, McChesney, 2yrs, 105lbs, Harlem, Oct. 2, 1901.

$\frac{7}{8}$  mile—1:23 $\frac{1}{4}$ , Belle B., 5yrs, 103lbs, Monmouth Park, straight course, July 8, 1890; 1:23 2-5, Clifford, 127lbs, Coney Island, Aug. 29, 1894.

7 $\frac{1}{2}$  furlongs—1:32 $\frac{1}{4}$ , Dunois, 5yrs, 105lbs, Oakland, Cal., Feb. 21, 1899.

1 mile—1:35 $\frac{1}{4}$ , against time, Salvator, 4yrs, 110 lbs, Monmouth Park, straight course, Aug. 28, 1890; 1:37 $\frac{1}{4}$ , in race, Kildeer, 4yrs, 91lbs, Monmouth Park, straight course, Aug. 13, 1892; 1:37 4-5, Brigadier, 4yrs, 112lbs, Sheepshead Bay, June 22, 1901.

1 mile and 20 yds—1:40, Maid Marian, 4yrs, 101 lbs, Washington Park, July 19, 1896; Macy, 4yrs, 106lbs, Washington Park, July 2, 1898.

1 mile and 25 yds—1:45 $\frac{1}{2}$ , Ruperta, 3yrs, 107lbs, Latonia, Ky., June 4, 1890.

1 mile and 50 yds—1:45, Marlon C., 5yrs, 111lbs, Latonia, Ky., May 26, 1891, and Carus, aged, 102lbs, Latonia, Sept. 25, 1891.

1 mile and 70 yds—1:42 3-5, Jiminez, 101lbs, Harlem, Sept. 5, 1901.

1 mile and 100 yds—1:45, Van Buren, 5yrs, 75 lbs, Washington Park, July 13, 1891.

1-16 miles—1:45, Carnero, 5yrs, 107lbs, Hawthorne, Sept. 5, 1899.

$\frac{1}{8}$  miles—1:51 1-5, Water Cure, 3yrs, 100lbs, Brighton Beach, July 18, 1900, and Roehampton, 3yrs, 94lbs, Brighton Beach, July 27, 1901.  
 1-3-16 miles—1:58 $\frac{1}{4}$ , Boanerges, 4yrs, 110lbs, Washington Park, July 7, 1898.

$\frac{1}{4}$  miles—2:09 $\frac{1}{4}$ , Banquet, 3yrs, 103lbs, Monmouth Park, straight course, July 17, 1890; 2:04, Charentis, 6yrs, 106lbs, Empire City track, Oct. 22, 1900.

1 mile and 500 yds—2:10 $\frac{1}{4}$ , Ben d'Or, 4yrs, 115lbs, Saratoga, July 25, 1892.

1-5-16 miles—2:14 $\frac{1}{4}$ , Sir John, 4yrs, 116lbs, Morris Park, June 9, 1892.

$\frac{1}{2}$  miles—2:18 $\frac{1}{4}$ , Sabine, 4yrs, 100lbs, Washington Park, July 5, 1894.

$\frac{3}{4}$  miles—2:30 $\frac{1}{4}$ , Goodrich, 3yrs, 102lbs, Washington Park, July 16, 1898.

$\frac{1}{2}$  miles—2:48, Hindocraft, 3yrs, 75lbs, Westchester, N. Y., Aug. 27, 1889.

$\frac{1}{4}$  miles—2:53 $\frac{1}{4}$ , Ethelbert, 4yrs, 126lbs, Morris Park, Oct. 13, 1900.

$\frac{1}{2}$  miles—3:20, Enigma, 4yrs, 90lbs, Sheepshead Bay, Sept. 15, 1885

2 miles—3:26 $\frac{1}{4}$ , Judge Denny, 5yrs, 105lbs, Oakland, Cal., Feb. 12, 1898.

$\frac{2}{5}$  miles—3:42, Joe Murphy, 4yrs, 99lbs, Harlem, Aug. 30, 1894.

$\frac{2}{4}$  miles—3:51, Buckwa, aged, 104lbs, Oakland, Cal., Dec. 31, 1898.

$\frac{2}{5}$  miles—3:49 1-5, Ethelbert, 4yrs, 124lbs, Brighton Beach, Aug. 4, 1900.

$\frac{2}{5}$  miles—4:58 $\frac{1}{4}$ , Ten Broeck, 4yrs, 110lbs, Lexington, Ky., Sept. 16, 1876.

$\frac{2}{4}$  miles—4:58 $\frac{1}{4}$ , Hubbard, 4yrs, 107lbs, Saratoga, Aug. 9, 1873.

3 miles—5:23 $\frac{1}{4}$ , Quiver, 4yrs, 123lbs, and Wallace, 3yrs, 112lbs, a dead heat at Flemington, Australia, March 5, 1896.

4 miles—7:11, Lucretia Borgia, 4yrs, 85lbs, against time, Oakland, Cal., May 20, 1897;

7:16½. The Bachelor, 6yrs, 113lbs, Oakland, Cal., Feb. 22, 1893.  
10 miles—26:18. Mr. Brown, 6yrs, 160lbs, Rancocas, N. J., March 2, 1880.

## HEAT RACING.

¼ mile—21¾. 22¾. Sleepy Dick, aged, Kiowa, Kas., Nov. 24, 1888.  
½ mile—47¾. 47¾. Quirt, 3yrs, 122lbs, Vallejo, Cal., Oct. 3, 1876. 48. 48. Eclipse, Jr., 4yrs, Dallas, Tex., Nov. 1, 1860.  
¾ mile—1:00. 1:00. Kittie Pease, 4yrs, Dallas, Tex., Nov. 2, 1867.  
5½ furlongs—1:09. 1:08¾. 1:09. Doer Wick, 4yrs, 100 lbs, St. Paul, Minn., Aug. 5, 1891.  
¾ mile—1:10¾. 1:12¾. Tom Hayes, 4yrs, 107lbs, Morris Park, straight course, June 17, 1892; 1:13¼. 1:13¼. Lizzie S., 5yrs, 118lbs, Louisville, Ky., Sept. 28, 1883.  
1 mile—1:41¾. 1:41. Guido, 4yrs, 117lbs, Washington Park, July 11, 1891; 1:43. 1:44. 1:47¾. L'Argentine, 6yrs, 115lbs, St. Louis, Mo., June, 1879.  
1-16 miles—1:50¾. 1:48. Slipaloug, 5yrs, 115lbs, Washington Park, Sept. 25, 1885.  
1½ miles—1:55. 1:54¾. What-er-Lou, 5yrs, 119lbs, San Francisco, Feb. 18, 1893.  
1¾ miles—2:10. 2:14. Glenmore, 5yrs, 144lbs, Sheephead Bay, Sept. 25, 1880.  
1¾ miles—2:43¾. 2:41. Patsy Duffy, aged, 115lbs, Sacramento, Cal., Sept. 17, 1884.  
2 miles—3:33. 3:31¾. Miss Woodford, 4 yrs, 107½lbs, Sheephead Bay, Sept. 20, 1884.  
3 miles—5:27½. 5:29¾. Norfolk, 4yrs, 100lbs, Sacramento, Cal., Sept. 23, 1885.  
4 miles—7:23½. 7:41. Florida, 4yrs, 105lbs, Sheephead Bay, Sept. 18, 1880.

## OVER HURDLES.

1 mile, 4 hurdles—1:49. Bob Thomas, 5yrs, 140lbs, Chicago, Ill., Aug. 13, 1890.  
Mile heats, 4 hurdles—1:50¾. 1:50¾. Joe Rhodes, 5yrs, 140lbs, St. Louis, Mo., June 4, 1878.  
1½ miles, 5 hurdles—2:02¾. Winslow, 4yrs, 138lbs, Chicago, Ill., Aug. 29, 1888.  
1¾ miles, 5 hurdles—2:16. Jim McGowan, 4yrs, 127lbs, Brighton Beach, Coney Island, Nov. 9, 1882.  
1¾ miles, 5 hurdles—2:35. Gny, aged, 155lbs, Lantonia, Ky., Oct. 8, 1885.  
1¾ miles, 6 hurdles—2:46¾. Ludovic, 102lbs, San Francisco, Nov. 14, 1884; 2:47. Kitty Clark, 3yrs, 130lbs, Brighton Beach, Coney Island, Aug. 23, 1881, and Speculation, 6yrs, 125lbs, same course, July 19, 1881.  
1¾ miles, 7 hurdles—3:16. Turfman, 5yrs, 140lbs, Saratoga, N. Y., Aug. 7, 1882.  
1¾ miles, 7 hurdles—3:17. Kitty Clark, 4yrs, 142lbs, Monmouth Park, N. J., July 12, 1882.  
2 miles, 8 hurdles—3:47¾. Tom Leathers, aged, 117lbs, New Orleans, La., April 16, 1875.  
Steeplechase, full course—4:15. Disturbance, aged, 155lbs, Jerome Park, 1883; 4:21. Jim McGowan, 5yrs, 160lbs, Jerome Park, 1883.

## LONG-DISTANCE RIDING.

10 miles—20:02. Miss Belle Cook, 5 horses, changing five times, Minneapolis, Minn., Sept. 10, 1882.  
20 miles—40:59. Little Cricket, changing horses at will, Minneapolis, Minn., Sept. 7, 1882.  
50 miles—1:50:03¾. Carl Pugh, ten horses, changing at will, match race, San Bernardino, Cal., July 7, 1883. Woman: 2:27. Miss Nellie Burke, Galveston, Tex., Feb. 24, 1884.  
60 miles—2:33:00. George Osbaldiston, 11 horses, Newmarket, England, Nov. 5, 1831.  
100 miles—4:19:40. George Osbaldiston, 16 horses, as above.

## DISTANCE AND HIGH JUMPING.

Distance—37 feet over water, Chandler, ridden by Capt. Broadley, Leamington, England, March 22, 1847; 84 feet over hurdles, Calver Thorpe, England; 83 feet over a wall, Lottery, Liverpool, England.  
Height—7 feet 4½ inches. Filemaker, 149lbs, Taunton, Mass., Oct. 7, 1891.

## BEST TROTTING RECORDS.

¼ mile—2:29¾. Nancy Hanks, against time, Terre Haute, Ind., Sept. 28, 1892.  
½ mile—1:00¾. Directum, Fleetwood Park, New York, Sept. 5, 1893.  
1 mile—2:07¼. Cresceus, Columbus, Aug. 2, 1901. Best mile in a race, 2:05¼. Directum, Nashville, Tenn., Oct. 18, 1893, and Alix, Terre Haute, Ind., Aug. 17, 1894. Best mile by a mare, 2:03¾. Alix, Galesburg, Ill., Sept. 19, 1894. Best mile by a mare in a race, 2:05¼. Alix, as above.  
1 mile, yearlings—Best mile by a colt (against time), 2:23. Adbell, San Jose, Cal., Sept. 28, 1894; race record, 2:25. Adbell, Woodland, Cal., Aug. 27, 1884. Best mile by a filly, 2:28¾. Pansy McGregor, Holton, Kas., Nov. 18, 1883 (race record).  
1 mile, 2-year-olds—Best mile by a colt (against time), 2:10¾. Arion, Stockton, Cal., Nov. 10, 1891; race record, 2:13¾. Jupe, Readville, Mass., Sept. 29, 1893. Best mile by a filly, 2:14. Janie T., Lexington, Ky., Oct. 15, 1897 (race record). Best mile by a gelding, 2:14¾. Endow, Lexington, Ky., Oct. 14, 1899 (race record).  
1 mile, 3-year-olds—Best mile by a colt (against time), 2:10¾. Arion, Nashville, Tenn., Nov. 12, 1892; race record, 2:11¼. Directum, Nashville, Tenn., Oct. 18, 1892, and Cresus, Fort Wayne, Ind., Aug. 11, 1897. Best mile by a filly, 2:08¾. Fantasy, Nashville, Tenn., Oct. 17, 1893 (race record). Best mile by a gelding, 2:12. Who Is It, Santa Rosa, Cal., Aug. 20, 1898 (race record).  
1 mile, 4-year-olds—Best mile by a colt, 2:05¼. Directum, Nashville, Tenn., Oct. 18, 1893 (race record). Best mile by a filly (against time), 2:06. Fantasy, Terre Haute, Ind., Sept. 13, 1894; race record, 2:06¾. Beuzetta, Buffalo, N. Y., Aug. 9, 1891. Best mile by a gelding, 2:08. John Nolan, Louisville, Ky., Sept. 28, 1898 (race record), and Boralma, Lexington, Ky., Oct. 4, 1900 (race record).  
1 mile, 5-year-olds—Best mile by a colt, 2:06¾. Ralph Wilkes, Nashville, Tenn., Oct. 19, 1894, and Bingen, Louisville, Ky., Sept. 26, 1898 (latter a race record). Best mile by a mare, 2:07¾. Alix, Chicago, Sept. 14, 1893, and Beuzetta, Lexington, Ky., Oct. 16, 1896 (race record). Best mile by a gelding, 2:07. Lord Derby, New York, Sept. 10, 1900.  
1 mile, fastest two-heat race—2:07¾. 2:06¾. Cresceus, Cleveland, O., July 23, 1900.  
1 mile, fastest three consecutive heats—By a mare, in a race, 2:06. 2:06¼. 2:05¾. Alix, Terre Haute, Ind., Aug. 17, 1894; by a stallion, in a race, 2:07¾. 2:06. 2:06. Cresceus, Cleveland, O., Aug. 1, 1900; Tommy Britton, Columbus, O., Aug. 4, 1899; by a gelding, in a race, 2:09¾. 2:05¾. 2:07. Azote, Fleetwood Park, Aug. 28, 1895, and 2:07. 2:07. 2:08. Lord Derby, New York, Sept. 10, 1900.  
1 mile, fastest four-heat race—2:09. 2:08¾. 2:07¾. 2:08. Fantasy, Readville, Mass., Aug. 27-28, 1896 (Kentucky Union won third heat).  
1 mile, fastest five-heat race—2:07¼. 2:07¾. 2:07¼. 2:08¾. Cresceus, Readville, Mass., Sept. 27, 1900 (Charley Herr won the first two heats).  
1 mile, fastest six-heat race—2:06¾. 2:07¼. 2:10¾. 2:09¼. 2:12. 2:11¾. Bingen, Louisville, Ky., Sept. 26, 1898 (Gid won second and third and Georgiana fifth heats).  
1 mile, over half-mile track—By a mare, 2:11¾. Magnolia, McKee's Rocks, Pa., Oct. 19, 1894; by a stallion, 2:09¼. Cresceus, Kansas City, Oct. 24, 1901; by a gelding, 2:10¾. Dandy Jim, Crawfordsville, Ind., Sept. 10, 1897.  
2 miles—4:32. Greenlander, Terre Haute, Ind., Nov. 6, 1893; race record, 4:36½. Nightingale, Buffalo, N. Y., Aug. 9, 1894.  
3 miles—6:55½. Nightingale, Nashville, Tenn., Oct. 20, 1893; race record, 7:19¾. Bishop Hero, Oakland, Cal., Oct. 7, 1893.  
4 miles—10:12. Senator L., San Jose, Cal., Nov.

- 1, 1894; race record, 11:05, Lady Dooley, San Francisco, Cal., July 1, 1893.  
 5 miles—12:30 $\frac{1}{4}$ , Bishop Hero, Oakland, Cal., Oct. 14, 1893 (race record).  
 6 miles—16:08, against time, Long Time, Denver, Col., May 31, 1893.  
 10 miles—26:15, Pascal, New York city, Nov. 2, 1893; race record, 27:23 $\frac{1}{4}$ , Controller, San Francisco, Cal., Nov. 23, 1878.  
 20 miles—58:25, Capt. Macgowan, Boston, Mass., Oct. 2, 1865.  
 50 miles—3:52:00, Ginger, Bath Road, England, July 10, 1887; America, 3:55:40 $\frac{1}{2}$ , Ariel, Albany, N. Y., May 5, 1846.  
 100 miles—8:55:53, Conqueror, Long Island, Nov. 12, 1855.

## TROTTING TO WAGON.

- 1 mile—2:07, Lucille, Lexington, Ky., Oct. 6, 1900; by a stallion, 2:13 $\frac{1}{4}$ , Cresceus, Toledo, O., 1900 (half-mile track); by a gelding, 2:05 $\frac{1}{2}$ , The Abbot, Hartford, Conn., Sept. 7, 1900.  
 2 miles—4:50 $\frac{1}{4}$ , Dexter, Long Island, Oct. 4, 1865 (race record).  
 3 miles—7:53 $\frac{1}{2}$ , Prince, Union course, Long Island, Sept. 15, 1857 (race record).  
 5 miles—13:16, Fillmore, San Francisco, April 18, 1863 (race record).  
 10 miles—29:04 $\frac{1}{2}$ , Julia Aldrich, San Francisco, Cal., April 20, 1878 (race record).  
 20 miles—68:57, Controller, San Francisco, April 20, 1878.  
 50 miles—3:58:08, Spangle, Union course, Long Island, Oct. 15, 1855.

## DOUBLE TEAMS.

- 1 mile—2:12 $\frac{1}{4}$ , Belle Hamlin and Honest George, Providence, R. I., Sept. 23, 1892; race record, 2:15 $\frac{1}{4}$ , Sallie Simmons and Roseleaf, Columbus, O., Sept. 27, 1894.

## WITH RUNNING MATE.

- 1 mile—Against time, 2:03 $\frac{1}{2}$ , Ayres P., Kirkwood, Del., July 4, 1893.  
 1 mile—In a race, 2:08 $\frac{1}{2}$ , Frank and J. O. Nay, Prospect Park, Long Island, Nov. 15, 1883.

## UNDER SADDLE.

- 1 mile—2:15 $\frac{1}{4}$ , Great Eastern, New York, N. Y., Sept. 22, 1897.  
 2 miles—4:56, George M. Patchen, Fashion course, Long Island, July 1, 1863.  
 3 miles—7:32 $\frac{1}{2}$ , Dutchman, Hoboken, N. J., Aug. 1, 1836.  
 4 miles—10:51, Dutchman, Centerville, Long Island, May —, 1836.

## BEST PACING RECORDS.

- $\frac{1}{4}$  mile—:28, Star Pointer, Sept. 28, 1897 (against time, accompanied by a running horse).  
 $\frac{1}{2}$  mile—:57 $\frac{1}{4}$ , Star Pointer, Philadelphia, Pa., Sept. 17, 1886 (against time, accompanied by a running horse).  
 $\frac{3}{4}$  mile—1:28 $\frac{1}{4}$ , Star Pointer, Readville, Mass., Sept. 1, 1898 (against time).  
 1 mile—1:59 $\frac{1}{4}$ , Star Pointer, Readville, Mass., Aug. 28, 1897. Best mile in a race, 2:00 $\frac{1}{2}$ , Star Pointer, Springfield, Ill., Oct. 1, 1897. Best mile by a stallion, Star Pointer, as above. Best mile by a mare, 2:04 $\frac{1}{2}$ , Lady of the Manor, Glens Falls, N. Y., Aug. 18, 1899 (race record). Best mile by a gelding, 2:00 $\frac{1}{4}$ , Prince Alert, Memphis, Oct. 26, 1901.  
 1 mile, yearlings—Best mile by a colt against time 2:22, Rosedale, Stockton, Cal., Nov. 14, 1893; race record, 2:33 $\frac{1}{4}$ , Ambulator, Sturgis, Mich., Sept. 28, 1893. Best mile by a filly against time, 2:20 $\frac{1}{4}$ , Belle Acton, Lyons, Neb., Oct. 14, 1892; race record, 2:30 $\frac{1}{4}$ , Belle Acton, Topeka, Kas., Sept. 14, 1892. Best mile by a gelding, 2:28 $\frac{1}{2}$ , Kollo, Independence, Iowa, Oct. 27, 1891.  
 1 mile, 2-year-olds—Best mile by a colt against time, 2:07 $\frac{1}{4}$ , Directly, Galesburg, Ill., Sept. 20, 1894; race record, 2:11, Symboler, Dallas, Tex., Nov. 3, 1894. Best mile by a filly, 2:10 $\frac{1}{2}$ ,

Ecstasy, Lexington, Ky., Oct. 15, 1898 (race record regardless of sex).

- 1 mile, 3-year-olds—Best mile by a colt, 2:05 $\frac{1}{4}$ , Klatawah, Louisville, Ky., Sept. 28, 1898 (race record regardless of sex). Best mile by a filly, 2:09 $\frac{1}{4}$ , Little Squaw, Dallas, Tex., Oct. 14, 1899. Best mile by a gelding, 2:09 $\frac{1}{4}$ , Agitator, Woodland, Cal., Aug. 27, 1896, and King of Diamonds, Lexington, Ky., Oct. 17, 1896.  
 1 mile, 4-year-olds—Best mile by a colt against time, 2:04, Online, Sioux City, Oct. 12, 1894; race record, 2:04 $\frac{1}{2}$ , Searchlight, Dubuque, Ia., Aug. 23, 1898, Be Sure, Terre Haute, Ind., Aug. 9, 1895, and Ananias, Terre Haute, Ind., Sept. 29, 1897. Best mile by a filly, 2:05 $\frac{1}{2}$ , The Maid, Columbus, O., Aug. 2, 1899 (race record). Best mile by a gelding, kite-shaped track, W. Wood, Stockton, Cal., Nov. 1, 1892; race record, 2:07 $\frac{1}{4}$ , Palmyra Boy, Indianapolis, Ind., Sept. 14, 1897, and King of Diamonds, St. Joseph Mo., Aug. 28, 1897.

1 mile, 5-year-olds—Best mile by a stallion, 2:03 $\frac{1}{4}$ , Searchlight, Columbus, O., Aug. 2, 1899 (race record). Best mile by a mare, 2:05 $\frac{1}{2}$ , Bessie Bonehill, Terre Haute, Ind., Sept. 29, 1897 (race record). Best mile by a gelding, 2:03 $\frac{1}{4}$ , Caney, Cleveland, O., July 24, 1900 (race record).

1 mile, fastest two-heat race—2:03 $\frac{1}{2}$ , 2:02 $\frac{1}{4}$ , Joe Patchen, Wichita, Kas., Sept. 27, 1899. By a mare, 2:04 $\frac{1}{2}$ , 2:04 $\frac{1}{4}$ , Mazette, Memphis, Oct. 24, 1901.

1 mile, fastest three-heat race—2:02 $\frac{1}{2}$ , 2:03 $\frac{1}{4}$ , 2:03 $\frac{1}{4}$ , Star Pointer, Boston, Mass., Sept. 18, '96.

1 mile, fastest four-heat race—2:03 $\frac{1}{4}$ , 2:04 $\frac{1}{2}$ , 2:04 $\frac{1}{2}$ , 2:02 $\frac{1}{2}$ , Robert J., Columbus, O., Aug. 6, 1896 (Frank Agan won first heat).

1 mile, fastest five-heat race—2:03 $\frac{1}{4}$ , 2:05, 2:05 $\frac{1}{2}$ , 2:05 $\frac{1}{4}$ , 2:06, Frank Agan, Providence, R. I., Sept. 10, 1896 (Robert J. won first and second heats).

1 mile, fastest six-heat race—2:07 $\frac{1}{4}$ , 2:05 $\frac{1}{4}$ , 2:04 $\frac{1}{2}$ , 2:05 $\frac{1}{4}$ , 2:07 $\frac{1}{4}$ , 2:06 $\frac{1}{2}$ , Planet, Columbus, O., Aug. 7, 1897 (Alleen won first and Frank Bogash second and third heats); 2:04 $\frac{1}{2}$ , 2:04 $\frac{1}{4}$ , 2:05 $\frac{1}{4}$ , 2:05 $\frac{1}{2}$ , 2:07, 2:08 $\frac{1}{4}$ , Anacanda, Terre Haute, Ind., Sept. 21, 1898 (Bumps won first and second and Directly third heats).

1 mile, half-mile track—2:04 $\frac{1}{2}$ , Joe Patchen, Boston, Mass., Oct. 28, 1896; race record, 2:04 $\frac{1}{4}$ , Joe Patchen, Lima, O., July 4, 1900, and Prince Alert, Allentown, Pa., Sept. 25, 1901.

2 miles—4:19 $\frac{1}{4}$ , Chehalls, Salem, Ore., Oct. 7, 1897.  
 3 miles—7:33 $\frac{1}{4}$ , Joe Jefferson, Knoxville, Iowa, Nov. 6, 1891; race record, 7:44, James K. Polk, Centerville, L. I., Sept. 13, 1847.

4 miles—10:10, Joe Jefferson, Knoxville, Iowa, Nov. 18, 1891; race record, 10:34 $\frac{1}{2}$ , Longfellow, San Francisco, Cal., Dec. 31, 1899.  
 5 miles—12:54 $\frac{1}{4}$ , Lady St. Clair, San Jose, Cal., Dec. 11, 1874 (race record and to wagon).

## PACING TO WAGON.

1 mile—2:01 $\frac{1}{2}$ , Little Boy, Memphis, Oct. 25, 1901.

3 miles—7:53, Longfellow, Sacramento, Cal., Sept. 21, 1868.  
 5 miles—12:54 $\frac{1}{4}$ , Lady St. Clair, as above.

## DOUBLE TEAMS.

1 mile to wagon—2:08, Robert J. and John R. Gentry, Glens Falls, N. Y., Oct. 8, 1897.  
 1 mile to pole-cart, 2:18 $\frac{1}{2}$ , Silvertail and Daisy D., Saginaw, Mich., July 15, 1857.

## UNDER SADDLE.

1 mile—2:13, Johnston, Cleveland, O., Aug. 3, 1888.

## PACING, WITH RUNNING MATE.

1 mile—1:58 $\frac{1}{4}$ , Flying Jib, Chillicothe, O., Oct. 4, 1894.



## BASEBALL.

## AMERICAN LEAGUE.

Two strong rival organizations were in the field when the season of 1901 opened. These were the old National league and the American league. The latter withdrew from Indianapolis, Kansas City, Buffalo and Minneapolis and entered Philadelphia, Boston, Baltimore and Washington, thus coming into direct and open competition with the older league. The season proved a profitable one to both organizations, the games being well attended in all cities, represented by fairly good teams. The American league season closed Sept. 28 with the Chicago again in the lead. Standing of the clubs:

| CLUB.             | Chicago. |    | Boston. |    | Detroit. |    | Phil'delphia. |    | Baltimore. |      | Washington. |     | Cleveland. |    | Milwaukee. |  | Games won. | Percentage won. |
|-------------------|----------|----|---------|----|----------|----|---------------|----|------------|------|-------------|-----|------------|----|------------|--|------------|-----------------|
|                   | W.       | L. | W.      | L. | W.       | L. | W.            | L. | W.         | L.   | W.          | L.  | W.         | L. |            |  |            |                 |
| Chicago.....      | 8        | 10 | 12      | 14 | 10       | 13 | 16            | 83 | 610        |      |             |     |            |    |            |  |            |                 |
| Boston.....       | 12       | 8  | 9       | 10 | 9        | 12 | 15            | 79 | 581        |      |             |     |            |    |            |  |            |                 |
| Detroit.....      | 10       | 11 | 9       | 10 | 9        | 12 | 13            | 74 | 548        |      |             |     |            |    |            |  |            |                 |
| Philadelphia..... | 8        | 10 | 9       | 9  | 8        | 11 | 14            | 74 | 544        |      |             |     |            |    |            |  |            |                 |
| Baltimore.....    | 4        | 9  | 9       | 12 | 7        | 10 | 9             | 14 | 33         | 68   | 511         |     |            |    |            |  |            |                 |
| Washington.....   | 6        | 8  | 11      | 6  | 8        | 9  | 9             | 8  | 61         | 459  |             |     |            |    |            |  |            |                 |
| Cleveland.....    | 7        | 6  | 6       | 6  | 6        | 9  | 10            | 11 | 11         | 12   | 55          | 397 |            |    |            |  |            |                 |
| Milwaukee.....    | 4        | 5  | 7       | 6  | 7        | 10 | 9             | 48 | 350        |      |             |     |            |    |            |  |            |                 |
| Games lost.....   | 53       | 57 | 61      | 62 | 65       | 73 | 82            | 89 | 542        | .... |             |     |            |    |            |  |            |                 |

## PERCENTAGES OF THE TWENTY LEADING BATSMEN IN THE AMERICAN LEAGUE.

|  |     |
|--|-----|
| Lajoie, Philadelphia.....              | 405 |
| Wiltse, Philadelphia.....              | 362 |
| Cristall, Cleveland.....               | 350 |
| Collins, Boston.....                   | 347 |
| McGraw, Baltimore.....                 | 345 |
| Harvey, Chicago and Cleveland.....     | 336 |
| Cross, Philadelphia.....               | 333 |
| Freeman, Boston.....                   | 333 |
| Seybold, Philadelphia.....             | 331 |
| Anderson, Milwaukee.....               | 330 |
| Keister, Baltimore.....                | 327 |
| Hart, Baltimore.....                   | 327 |
| Callahan, Chicago.....                 | 319 |
| Jones, Chicago.....                    | 318 |
| McCarthy, Cleveland.....               | 316 |
| Dungan, Washington.....                | 316 |
| Schreckengost, Boston.....             | 315 |
| O'Brien, Washington and Cleveland..... | 315 |
| Brodie, Philadelphia.....              | 313 |
| Seymour, Baltimore.....                | 312 |

The championship record in the American league now stands:

| Club.             | Won. | Lost. | Pct. |
|-------------------|------|-------|------|
| 1900—Chicago..... | 82   | 53    | .607 |
| 1901—Chicago..... | 83   | 53    | .610 |

## NATIONAL LEAGUE.

Standing of the clubs.

| CLUB.             | Pittsburg. |    | Phil'delphia. |    | Brooklyn. |    | St. Louis. |    | Chicago. |     | New York. |    | Cincinnati. |  | Games won. | Percentage. |
|-------------------|------------|----|---------------|----|-----------|----|------------|----|----------|-----|-----------|----|-------------|--|------------|-------------|
|                   | W.         | L. | W.            | L. | W.        | L. | W.         | L. | W.       | L.  | W.        | L. |             |  |            |             |
| Pittsburg.....    | 7          | 13 | 8             | 11 | 15        | 14 | 16         | 13 | 90       | 647 |           |    |             |  |            |             |
| Philadelphia..... | 7          | 13 | 9             | 9  | 13        | 17 | 12         | 16 | 83       | 593 |           |    |             |  |            |             |
| Brooklyn.....     | 11         | 11 | 9             | 10 | 13        | 11 | 14         | 14 | 79       | 551 |           |    |             |  |            |             |
| St. Louis.....    | 9          | 11 | 11            | 9  | 11        | 10 | 13         | 11 | 76       | 647 |           |    |             |  |            |             |
| Boston.....       | 5          | 15 | 7             | 10 | 9         | 13 | 14         | 11 | 69       | 590 |           |    |             |  |            |             |
| Chicago.....      | 5          | 15 | 7             | 10 | 9         | 13 | 14         | 11 | 63       | 581 |           |    |             |  |            |             |
| New York.....     | 5          | 15 | 6             | 10 | 6         | 11 | 10         | 12 | 62       | 380 |           |    |             |  |            |             |
| Cincinnati.....   | 7          | 14 | 6             | 9  | 8         | 10 | 8          | 8  | 52       | 374 |           |    |             |  |            |             |
| Games lost.....   | 49         | 57 | 57            | 64 | 69        | 86 | 85         | 87 | ....     |     |           |    |             |  |            |             |

## PERCENTAGES OF THE TWENTY LEADING BATSMEN IN THE NATIONAL LEAGUE.

|                              |     |
|------------------------------|-----|
| Burkett, St. Louis.....      | 374 |
| Heldrick, St. Louis.....     | 361 |
| Delehanty, Philadelphia..... | 358 |
| Sheckard, Brooklyn.....      | 354 |
| Keeler, Brooklyn.....        | 353 |
| Wagner, Pittsburg.....       | 352 |
| Crawford, Cincinnati.....    | 351 |
| Hartsel, Chicago.....        | 346 |
| Beaumont, Pittsburg.....     | 340 |
| Wallace, St. Louis.....      | 337 |
| Flick, Philadelphia.....     | 335 |
| Van Haltren, New York.....   | 333 |
| Douglas, Philadelphia.....   | 329 |
| Beckley, Cincinnati.....     | 328 |
| Daly, Brooklyn.....          | 322 |
| Green, Chicago.....          | 321 |
| Clarke, Pittsburg.....       | 321 |
| Davis, New York.....         | 317 |
| Kelley, Brooklyn.....        | 314 |
| White, Philadelphia.....     | 308 |

## LONGEST GAMES OF THE YEAR.

Sept. 21—Chicago, 1; Boston, 0—17 innings.  
June 16—Chicago, 4; New York, 4—14 innings.

July 12—Philadelphia, 4; Pittsburg, 2—14 innings.

July 3—Chicago, 4; Cincinnati, 4—14 innings.

Sept. 13—New York, 3; Cincinnati, 1—14 innings.

## CHAMPIONSHIP RECORD.

| Club.                | Won. | Lost. | Pct. |
|----------------------|------|-------|------|
| 1876—Chicago.....    | 52   | 14    | .788 |
| 1877—Boston.....     | 31   | 17    | .648 |
| 1878—Boston.....     | 41   | 19    | .707 |
| 1879—Providence..... | 55   | 23    | .705 |
| 1880—Chicago.....    | 67   | 17    | .798 |
| 1881—Chicago.....    | 56   | 28    | .667 |
| 1882—Chicago.....    | 55   | 29    | .655 |
| 1883—Boston.....     | 63   | 35    | .643 |
| 1884—Providence..... | 84   | 28    | .750 |
| 1885—Chicago.....    | 87   | 25    | .776 |
| 1886—Chicago.....    | 90   | 34    | .725 |
| 1887—Detroit.....    | 79   | 45    | .637 |
| 1888—New York.....   | 84   | 47    | .641 |
| 1889—New York.....   | 83   | 43    | .659 |
| 1890—Brooklyn.....   | 86   | 43    | .667 |
| 1891—Boston.....     | 87   | 51    | .630 |
| 1892—Boston.....     | 102  | 48    | .680 |
| 1893—Boston.....     | 86   | 44    | .662 |
| 1894—Baltimore.....  | 89   | 39    | .695 |
| 1895—Baltimore.....  | 87   | 43    | .669 |
| 1896—Baltimore.....  | 90   | 39    | .698 |
| 1897—Boston.....     | 93   | 39    | .795 |
| 1898—Boston.....     | 102  | 47    | .685 |
| 1899—Brooklyn.....   | 101  | 47    | .682 |
| 1900—Brooklyn.....   | 82   | 54    | .603 |
| 1901—Pittsburg.....  | 90   | 49    | .647 |

## WESTERN LEAGUE.

Standing of the clubs:

| Club.                 | Won. | Lost. | Pct. |
|-----------------------|------|-------|------|
| Kansas City.....      | 81   | 43    | .653 |
| St. Paul.....         | 69   | 54    | .561 |
| St. Joseph.....       | 67   | 58    | .536 |
| Denver.....           | 61   | 58    | .513 |
| Omaha.....            | 61   | 63    | .492 |
| Minneapolis.....      | 54   | 64    | .458 |
| Des Moines.....       | 49   | 74    | .398 |
| Colorado Springs..... | 42   | 73    | .371 |

OTHER LEAGUE CHAMPIONSHIPS, 1901.  
Southern League—Little Rock, 1st; Nashville, 2d.

Western Association—Grand Rapids, 1st; Dayton, 2d.

Eastern League—Rochester, 1st; Toronto, 2d.

Illinois-Indiana-Iowa ("Three I's")—Terre Haute, 1st; Bloomington, 2d.  
 New York State League—Albany, 1st; Binghamton, 2d.  
 New England League—Portland, 1st; Manchester, 2d.

**EASTERN UNIVERSITIES.**  
 Standing of the eight leading clubs, excluding all games not played with each other.

| CLUB.             | Harvard. | Princeton. | Pennsylvania. | Yale. | Brown. | Cornell. | Dartmouth. | Amherst. | Games won. |
|-------------------|----------|------------|---------------|-------|--------|----------|------------|----------|------------|
| Harvard.....      | 2        | 2          | 1             | 1     | 1      | 2        | 1          | 8        |            |
| Princeton.....    | 2        | 2          | 1             | 1     | 1      | 1        | 1          | 5        |            |
| Pennsylvania..... | 1        | 1          | 1             | 1     | 1      | 1        | 1          | 3        |            |
| Yale.....         | 1        | 1          | 1             | 1     | 1      | 1        | 1          | 6        |            |
| Brown.....        | 1        | 1          | 1             | 1     | 1      | 1        | 1          | 2        |            |
| Cornell.....      | 1        | 1          | 1             | 1     | 1      | 1        | 1          | 1        |            |
| Dartmouth.....    | 1        | 1          | 1             | 1     | 1      | 1        | 1          | 1        |            |
| Amherst.....      | 1        | 1          | 1             | 1     | 1      | 1        | 1          | 0        |            |
| Games lost.....   | 1        | 2          | 2             | 4     | 7      | 4        | 2          | 4        |            |

In the course of the season Princeton won

19 and lost 2 games; Harvard won 18 and lost 2; Yale won 20 and lost 8.

**WESTERN UNIVERSITIES.**  
 The relative standing of the clubs representing the big schools of the middle west is shown in the appended table. As will be seen, the games played with Lake Forest, Nebraska, Indiana and other universities which had weak teams in the field or had short schedules are not included.

| CLUB.             | Beloit. | Michigan. | Illinois. | Notre Dame. | Wisconsin. | Chicago. | Minnesota. | Purdue. | Northwest'n. | Games won. | Percentage. |
|-------------------|---------|-----------|-----------|-------------|------------|----------|------------|---------|--------------|------------|-------------|
| Beloit.....       | 1       | 1         | 2         | 3           | 2          | 2        | 2          | 1       | 2            | 11         | 843         |
| Michigan.....     | 1       | 3         | 1         | 3           | 1          | 3        | 1          | 1       | 1            | 11         | 843         |
| Illinois.....     | 1       | 1         | 1         | 4           | 1          | 1        | 1          | 1       | 1            | 9          | 563         |
| Notre Dame.....   | 1       | 1         | 1         | 1           | 1          | 1        | 1          | 1       | 2            | 6          | 500         |
| Wisconsin.....    | 1       | 1         | 1         | 1           | 1          | 1        | 1          | 1       | 1            | 6          | 461         |
| Chicago.....      | 1       | 1         | 1         | 2           | 1          | 1        | 1          | 1       | 1            | 8          | 421         |
| Minnesota.....    | 1       | 1         | 1         | 1           | 1          | 1        | 1          | 1       | 1            | 4          | 400         |
| Purdue.....       | 1       | 1         | 1         | 1           | 1          | 1        | 1          | 1       | 1            | 2          | 333         |
| Northwestern..... | 1       | 1         | 1         | 1           | 1          | 1        | 1          | 1       | 1            | 1          | 088         |
| Games lost.....   | 3       | 8         | 7         | 6           | 7          | 11       | 6          | 4       | 11           |            |             |

**YACHTING.**

**TWELFTH CONTEST FOR THE AMERICA'S CUP.**

Sir Thomas Lipton with the Shamrock II. was again the challenger in 1901. The Columbia, winner of the contest in 1899, was chosen defender for the second time after a series of trial races with the Constitution, a new boat built by the Herreshoffs especially for the international match. The racing rules were the same as in 1899. The winner of three out of five races was to be given the cup. The course, beginning at Sandy Hook lightship, New York, was thirty miles long and laid out fifteen miles to windward or leeward and return for the first race and over an equilateral triangle for the second, these courses to be alternately used in the succeeding races. Measurements gave the Columbia a time allowance of 42 seconds. The skipper of the Columbia was John Barr and of the Shamrock Capt. Sycamore.

The decisive races were sailed Sept. 28

and Oct. 3 and 4. The attempts to cover the courses within the allotted time of five and one-half hours on Sept. 26 and Oct. 1 failed because of light winds. As will be seen from the time record which follows, the Columbia again won and the cup remains on this side of the Atlantic.

First race:

|                      | Start.   | Finish. | Elapsed time. | Correct ed time |
|----------------------|----------|---------|---------------|-----------------|
| Columbia             | 11:00:16 | 3:21:25 | 4:31:07       | 4:30:24         |
| Shamrock II.         | 11:00:14 | 3:31:58 | 4:31:44       | 4:31:44         |
| Columbia won by..... |          |         |               | 1:20            |

Second race:

|                      | Start.   | Finish. | Elapsed time. | Correct ed time |
|----------------------|----------|---------|---------------|-----------------|
| Columbia             | 11:10:47 | 2:15:05 | 3:13:18       | 3:12:35         |
| Shamrock II.         | 11:10:13 | 2:16:23 | 3:16:10       | 3:16:10         |
| Columbia won by..... |          |         |               | 3:35            |

Third race:

|                      | Start.   | Finish. | Elapsed time. | Correct ed time |
|----------------------|----------|---------|---------------|-----------------|
| Columbia             | 11:02:00 | 3:35:40 | 4:33:40       | 4:32:57         |
| Shamrock II.         | 11:02:00 | 3:35:38 | 4:33:38       | 4:33:38         |
| Columbia won by..... |          |         |               | :41             |

**MEASUREMENTS OF COMPETING YACHTS, 1899-1901.**

|   | Vigilant. | Valkyrie II. | Defender. | Valkyrie III. | Columbia. | Shamrock I.                       | Shamrock II. |
|---|-----------|--------------|-----------|---------------|-----------|-----------------------------------|--------------|
|   | Feet.     | Feet.        | Feet.     | Feet.         | Feet.     | Feet.                             | Feet.        |
| Length, load water line.....  | 86.19     | 85.50        | 88.45     | 88.85         | 89.77     | 87.60                             | 89.25        |
| Length over all.....  | 128       | 126          | 124       | 129           | 132       | 130                               | 133          |
| Beam.....   | 26        | 20.5         | 23        | 27            | 24.2      | 24.56 <sup>1</sup> / <sub>2</sub> | 25           |
| Draught.....  | 13        | 16.5         | 19        | 18.5          | 19.10     | 22                                | 22           |
| Length from after end of main boom to forward point of measurement..... | 176.22    | 160.5        | 181.79    | 186.22        | 182.87    | 189.13                            | 184.03       |
| Length from fore side mast to forward point of measurement.....         | 74.85     | 66.16        | 73.55     | 78.94         | 73.56     | 79.46                             | 78.29        |
| Length of spinnaker pole.....   | 74.62     | 72           | 73.36     | 78.94         | 73.30     | 79.46                             | 78.28        |
| Length of gaff.....   | 54.76     | 55.57        | 64        | 59            | 64.94     | 67.64                             | 66.17        |
| Length of topmast.....  | 56.88     | 51.56        | 57.42     | 55.98         | 64.64     | 58.06                             | 68.18        |
| From main boom to topsail halyard block.....                            | 122.84    | 111.83       | 125.48    | 129.80        | 134.74    | 128.28                            | 143.39       |
| Sail area.....  | 11,272    | 10,042       | 12,602    | 13,027        | 13,211    | 13,485.82                         | 14,001       |
| Sailing length.....   | 96.78     | 98.11        | 100.36    | 101.49        | 102.135   | 101.02                            | 102.555      |

**RECORD OF PREVIOUS RACES.**

1851—Aug. 22. In this, the year of the great exhibition in London, the Royal Yacht club of England offered a cup to the winner of

a yacht race around the Isle of Wight. The course was sixty miles in length and was won by the schooner-yacht America.

designed by George Steers for John C. Stevens of the New York Yacht club. The America was 94 feet over all, 88 feet on the water line, 22½ feet beam and 11½ feet draught. There was no time allowance and the competing yachts ranged in size from a three-masted 392-ton schooner, the Brilliant, to the 47-ton cutter, the Aurora, which came in second in the race. The time of the America was 10 hours and 34 minutes; that of the Aurora was 24 minutes slower. The cup after that became known as the America's cup and has now been successfully defended for fifty years.

1870—Aug. 8, New York Yacht club course: Magic, 3:58:21 Cambria, 4:37:38.

1871—Oct. 16, New York Yacht club course: Columbia, 6:19:41; Livonia, 6:46:45. Oct. 18, 20 miles to windward off Sandy Hook and return: Columbia, 3:07:41¼; Livonia, 3:18:15¼. Columbia disabled in third race Oct. 19. Oct. 21, 20 miles to windward off Sandy Hook and return: Sappho, 5:39:02; Livonia, 6:09:23. Oct. 23, New York Yacht club course: Sappho, 4:16:17; Livonia, 5:11:55.

1876—Aug. 11, New York Yacht club course: Madeleine, 5:23:54; Countess of Dufferin, 5:34:53. Aug. 12, 20 miles to windward off Sandy Hook and return: Madeleine, 7:18:46; Countess of Dufferin, 7:46:00.

1881—Nov. 9, New York Yacht club course: Mischief, 4:17:00; Atalanta, 4:45:39¼. Nov. 10, 16 miles to leeward off Sandy Hook and return: Mischief, 4:54:53; Atalanta, 5:33:47.

1885—Sept. 14, New York Yacht club course: Puritan, 6:06:05; Genesta, 6:22:24. Sept. 16, 20 miles to leeward off Sandy Hook light and return: Puritan, 5:03:14; Genesta, 5:04:52.

1886—Sept. 9, New York Yacht club course: Mayflower, 5:26:41; Galatea, 5:38:43. Sept. 11, 20 miles to leeward off Sandy Hook light and return: Mayflower, 6:49:10; Galatea, 7:18:09.

1887—Sept. 27, New York Yacht club course: Volunteer, 4:53:18; Thistle, 5:12:41¼. Sept. 30, 20 miles to windward off Scotland light and return: Volunteer, 5:42:59¼; Thistle, 5:54:45.

1893—Oct. 7, 15 miles to windward off Sandy Hook light and return: Vigilant, 4:05:47; Valkyrie, 4:11:35. Oct. 9, triangular 30-mile course, first leg to windward: Vigilant, 3:25:01; Valkyrie, 3:35:26. Oct. 13, 15 miles to windward off Sandy Hook light and return: Vigilant, 3:24:39; Valkyrie, 3:25:19.

1895—Sept. 7, 15 miles to windward and return, east by south off Point Seabright, N. J.: Defender, 4:57:53; Valkyrie III., 5:08:44. Sept. 11, triangular course, 10 miles in each leg, Valkyrie, 3:55:09; Defender, 3:55:56; won by Defender on a foul. Sept. 13, Defender sailed over course and claimed cup and race; claim allowed.

1890—Oct. 16, 15 miles to windward and return, off Sandy Hook: Columbia, 4:53:53; Shamrock, 5:04:07. Oct. 17, triangular course, ten miles to a leg, Columbia, 3:37:00, Shamrock snapped its topmast. Oct. 20, 15 miles to leeward and return, Columbia, 3:38:00; 3:43:26.

#### THE CANADA CUP.

The first race for the Canada cup, a trophy valued at \$1,000, was sailed at Toledo in 1896 and was won by the Canada of the Royal Canadian Yacht club. The challenging boat was the Vencendor. In 1899 the Genesee of Rochester, representing the Chicago Yacht club, won the cup at Toronto by defeating the defender, Beaver, in the first three races sailed. In 1901 the challenging yacht was the Invader of the Royal Canadian Yacht club of Toronto and the defender the Cadillac of Detroit, flying the colors of the Chicago Yacht club. The races took place at Chicago Aug. 10, 12, 13 and 14. The first was won by the Cadillac, but the Invader won the second, third (on a foul) and fourth, and was awarded the trophy. The measurements of the competing yachts were:

|                      | <i>Invader.</i> | <i>Cadillac.</i> |
|----------------------|-----------------|------------------|
| Load water line..... | 28.20           | 25.00            |
| Beam .....           | 9.06            | 11.49            |
| Draught .....        | 13.51           | 11.34            |
| Racing length.....   | 35.00           | 35.00            |
| Sail area.....       | 1,481.00        | 1,470.00         |

The course was triangular, seven knots to the leg. The skippers were: Cadillac, William Hale Thompson; Invader, Emilium Jarvis. Each carried a crew of five men.

#### First race, Aug. 10:

|                | <i>Start.</i> | <i>Finish.</i> | <i>Elapsed time.</i> |
|----------------|---------------|----------------|----------------------|
| Cadillac ..... | 11:00         | 1:46:35        | 2:46:35              |
| Invader .....  | 11:00         | 1:55:10        | 2:55:10              |

#### Second race, Aug. 12:

|                |       |         |         |
|----------------|-------|---------|---------|
| Invader .....  | 11:00 | 2:08:00 | 3:08:00 |
| Cadillac ..... | 11:00 | 2:14:22 | 3:14:22 |

#### Third race, Aug. 13:

|                                 |       |         |         |
|---------------------------------|-------|---------|---------|
| Invader .....                   | 11:00 | 2:49:01 | 3:49:01 |
| Cadillac disqualified for foul. |       |         |         |

#### Fourth race, Aug. 14:

|                |       |         |         |
|----------------|-------|---------|---------|
| Invader .....  | 11:30 | 3:07:30 | 3:37:30 |
| Cadillac ..... | 11:30 | 3:09:49 | 3:39:49 |

#### MICHIGAN CITY RACE.

In the annual race from Chicago to Michigan City, sailed June 8, F. A. Price's Vencendor won, with B. H. Whitey's Josephine second. Time: Vencendor, 4:22:00; Josephine, 4:22:00. S. F. D. Porte's Vixen won the time for cruisers

#### ROWING.

##### INTERUNIVERSITY RACES.

(Figures in parentheses denote order at finish.)

June 26, 1896—(1) Cornell, 19:59; (2) Harvard, 20:08; (3) Pennsylvania, 20:18; (4) Columbia, 21:25.

July 2, 1897—(1) Cornell, 20:47 4-5; (2) Columbia, 21:20 2-5; (3) Pennsylvania, swamped.

July 2, 1898—(1) Pennsylvania, 15:51½; (2) Cornell, 16:06; (3) Wisconsin, 16:10; (4) Columbia, 16:21.

June 27, 1899—(1) Pennsylvania, 20:04; (2) Wisconsin, 20:05½; (3) Cornell, 20:13; (4) Columbia, 20:20.

June 30, 1900—(1) Pennsylvania, 19:44 3-5; (2) Wisconsin, 19:46 2-5; (3) Cornell, 20:04 1-5;

(4) Columbia, 20:08 1-5; (5) Georgetown, 20:19 1-5.

July 2, 1901—(1) Cornell, 18:53 1-5; (2) Columbia, 18:58; (3) Wisconsin, 19:06 4-5; (4) Georgetown, 19:21; (5) Syracuse, distanced; (6) Pennsylvania, distanced.

In 1898 the race took place on Saratoga lake over a three-mile course; the other contests were on the four-mile course at Poughkeepsie, N. Y.

#### UNIVERSITY FRESHMAN EIGHTS.

(Poughkeepsie course, two miles.)

June 30, 1900—(1) Wisconsin, 9:45 2-5; (2) Pennsylvania, 9:54 3-5; (3) Cornell, 9:55 1-5; (4) Columbia, 10:08.

July 2, 1901—(1) Pennsylvania, 10:20 1-5; (2) Cornell, 10:23; (3) Columbia, 10:36 1-5; (4) Syracuse, 10:44.

The four-oared race for the Davidson-Kennedy challenge trophy at Poughkeepsie July 2, 1901, was won by Cornell in 11:39 3-5; Pennsylvania second, 11:45 2-5; Columbia third, 11:51 3-5. (Two miles.)

### HARVARD-YALE RACES.

#### UNIVERSITY EIGHTS.

| Year.        | Winner. | Time.     | Loser's time. |
|--------------|---------|-----------|---------------|
| 1876—Yale    | .....   | 22:02     | 22:33         |
| 1877—Harvard | .....   | 24:36     | 24:44         |
| 1878—Harvard | .....   | 20:44½    | 21:29         |
| 1879—Harvard | .....   | 22:15     | 23:58         |
| 1880—Yale    | .....   | 24:27     | 25:09         |
| 1881—Yale    | .....   | 22:13     | 22:19         |
| 1882—Harvard | .....   | 20:47     | 20:50½        |
| 1883—Harvard | .....   | 24:26     | 25:59         |
| 1884—Yale    | .....   | 20:31     | 20:46         |
| 1885—Harvard | .....   | 25:15½    | 26:30         |
| 1886—Yale    | .....   | 20:41½    | 21:05¾        |
| 1887—Yale    | .....   | 22:56     | 23:14½        |
| 1888—Yale    | .....   | 20:10     | 21:24         |
| 1889—Yale    | .....   | 21:30     | 21:55         |
| 1890—Yale    | .....   | 21:29     | 21:40         |
| 1891—Harvard | .....   | 21:23     | 21:57         |
| 1892—Yale    | .....   | 20:48     | 21:40         |
| 1893—Yale    | .....   | 25:02½    | 21:57         |
| 1894—Yale    | .....   | 22:47     | 21:42½        |
| 1895—Yale    | .....   | 21:30     | 25:15         |
| 1899—Harvard | .....   | 20:52½    | 21:13         |
| 1900—Yale    | .....   | 21:12 4-5 | 21:37¾        |
| 1901—Yale    | .....   | 23:37     | 23:45         |

Of the above races the first two were rowed on the Springfield (Mass.) course and the remainder on the New London course, which is four miles straight away. There were no dual races in 1896, 1897 and 1898.

#### HARVARD-YALE FRESHMEN EIGHTS.

(Two miles.)

1901—Yale ..... 10:37 4-5 10:58

#### HARVARD-YALE FOUR-OARED RACE.

1901—Harvard ..... 11:49 1-5 12:09 1-5

### OXFORD-CAMBRIDGE RECORD.

Course from Putney to Mortlake, London.

| Year.     | Winner.   | Time.     |
|-----------|-----------|-----------|
| 1880..... | Oxford    | 21:23     |
| 1881..... | Oxford    | 21:51     |
| 1882..... | Oxford    | 20:12     |
| 1883..... | Oxford    | 21:18     |
| 1884..... | Cambridge | 21:39     |
| 1885..... | Oxford    | 21:36     |
| 1886..... | Cambridge | 22:29     |
| 1887..... | Cambridge | 20:52     |
| 1888..... | Cambridge | 20:48     |
| 1889..... | Cambridge | 20:14     |
| 1890..... | Oxford    | 22:03     |
| 1891..... | Oxford    | 22:00     |
| 1892..... | Oxford    | 19:21     |
| 1893..... | Oxford    | 18:47     |
| 1894..... | Oxford    | 21:38     |
| 1895..... | Oxford    | 20:50     |
| 1896..... | Oxford    | 20:01     |
| 1897..... | Oxford    | 19:11 4-5 |
| 1898..... | Oxford    | 22:15     |
| 1899..... | Cambridge | 21:04     |
| 1900..... | Cambridge | 18:47     |
| 1901..... | Oxford    | 22:30     |

### OLYMPIAN GAMES.

The third Olympiad will be held in Chicago in 1904, according to the decision of the international committee in Paris May 21, 1901. The first took place in Athens in 1896 and the second in Paris in 1900.

The Marathon run of 40 kilometers (24

### N. A. CHAMPIONSHIPS.

The regatta of the National Association of Amateur Oarsmen was held on the Schuylkill river, Philadelphia, July 19-20, 1901. Winners: Intermediate eight-oared shell won by Winnipeg R. C., Winnipeg; time, 7 min. 56¼ sec. Senior pair-oared shell won by Vesper B. C., Philadelphia; time, 9 min. 44 sec. Senior four-oared shell won by Western R. C., St. Louis, Mo.; time, 9 min. 9 sec. Senior double shell won by Wachussetts R. C., Worcester, Mass.; time, 8 min. 59 sec. Intermediate single sculls won by Lou Scholes, Don R. C., Toronto; time, 9 min. 15½ sec. Intermediate four-oared shell won by Passaic R. C., Newark; time, 9 min. 46 sec. Association single shells won by C. S. Titus, Union B. C., N. Y.; time, 9 min. 46 sec. Intermediate double shell won by Detroit B. C.; time, 9 min. 24½ sec. International four-oared shells won by Vesper B. C., Philadelphia; time, 8 min. 31 sec. Intermediate four-oared shells won by Atlanta B. C., New York; time, 10 min. 11¼ sec. Champion single shells won by Edward H. Ten Eyck, Wachussetts B. C., Worcester, Mass.; time, 9 min. 54¼ sec. Senior eight-oared shells won by Argonauts R. C., Toronto; time, 7 min. 49 sec.

### HENLEY INTERNATIONAL RACES.

July 4, 1901, at Henley-on-Thames, Pennsylvania was defeated by Leander in the race for the Grand Challenge cup by a length in 7:04½. In the trial heats Pennsylvania defeated the London Rowing club in 7:01½ and the Thames Rowing club in 7:22. The course is 1 5-16 miles long.

In 1896 Yale was defeated by the Leanders in the trial heats.

### ROWING RECORDS.

¼ mile—\*57, single scull, straightaway, Edwin Henley, Newark, N. J., July 11, 1901.  
½ mile—\*3:08½, single scull, straightaway, Edwin Henley, Newark, N. J., July 11, 1893.

- 1 mile—4:23, single scull, straightaway, James Stansbury, with tide, Thames river, England, July 11, 1896; \*4:48, single scull, straightaway, Rupert Guinness, Thames river, England, 1893.
- 2 miles—\*9:19½, eight oars, straightaway, Yale freshmen, Poughkeepsie, N. Y., June 23, 1897.
- 3 miles—\*14:27½, eight oars, straightaway, Cornell 'varsity, New London, Conn., June 25, 1891.
- 4 miles—18:53½, straightaway, Cornell university, Poughkeepsie, N. Y., July 2, 1901.  
\*Performance by amateur.

### SCULLING.

George Towns of Australia won the world's sculling championship by defeating Jake Gaudaur at Rat Portage, Ont., Sept. 7, 1901. Towns covered the distance, three miles, in 20:32, finishing three lengths in the lead. The world's record for the distance is in 19:01½; it was made by Gaudaur in Texas.

## BICYCLE RECORDS.

Officially recognized by the National Cycling Association.

## AGAINST TIME, PACED.

| Miles | PROFESSIONAL. |               |                |               | AMATEUR.  |                 |               |                |
|-------|---------------|---------------|----------------|---------------|-----------|-----------------|---------------|----------------|
|       | Time.         | Holder.       | Place.         | Date.         | Time.     | Holder.         | Place.        | Date.          |
|       | Min. Sec.     |               |                |               | Min. Sec. |                 |               |                |
| 1/4   | :20           | M. Taylor.    | Chicago.....   | Nov. 9, 1899  | :20.2     | C. Holzel.....  | Spokane.....  | Sept. 4, 1899  |
| 1/2   | :27.8         | J. Johnson.   | Nashville..... | Oct. 29, 1896 | :29.4     | C. Holzel.....  | Spokane.....  | Sept. 4, 1899  |
| 3/4   | :41           | M. Taylor.    | Chicago.....   | Nov. 10, 1899 | :44.4     | G. Leander..... | Indianapolis  | Sept. 28, 1900 |
| 1     | :58.6         | H. Hamilton.  | Coronado.....  | Mar. 2, 1896  |           |                 |               |                |
| 1     | 1:22.4        | M. Taylor.    | Chicago.....   | Aug. 3, 1899  | 1:28      | W. Smith.....   | New York..... | June 15, 1900  |
| 2     | 2:51.4        | W. Stinson.   | Brockton.....  | Oct. 24, 1900 | 3:06.2    | J. Fulton.....  | Buffalo.....  | Aug. 12, 1901  |
| 3     | 2:51.4        | H. Elkes..... | Brockton.....  | Nov. 8, 1900  |           |                 |               |                |
| 3     | 4:18          | H. Elkes..... | Brockton.....  | Nov. 8, 1900  | 4:43.2    | J. Fulton.....  | Buffalo.....  | Aug. 12, 1901  |
| 4     | 5:44.6        | H. Elkes..... | Brockton.....  | Nov. 8, 1900  | 6:17      | W. Smith.....   | Buffalo.....  | Aug. 12, 1901  |
| 4     | 7:11.6        | H. Elkes..... | Brockton.....  | Nov. 8, 1900  | 7:53      | W. Smith.....   | Buffalo.....  | Aug. 12, 1901  |
| 5     | 8:37.2        | H. Elkes..... | Brockton.....  | Nov. 8, 1900  | 11:59     | J. Nelson.....  | Chicago.....  | Oct. 6, 1898   |
| 6     | 10:03.2       | H. Elkes..... | Brockton.....  | Nov. 8, 1900  | 13:58.2   | J. Nelson.....  | Chicago.....  | Oct. 6, 1898   |
| 6     | 11:31         | H. Elkes..... | Brockton.....  | Nov. 8, 1900  | 16:02.4   | J. Nelson.....  | Chicago.....  | Oct. 6, 1898   |
| 7     | 12:57.2       | H. Elkes..... | Brockton.....  | Nov. 8, 1900  | 18:05     | J. Nelson.....  | Chicago.....  | Oct. 6, 1898   |
| 8     | 14:25.2       | H. Elkes..... | Brockton.....  | Nov. 8, 1900  | 20:04.8   | J. Nelson.....  | Chicago.....  | Oct. 6, 1898   |
| 9     | 15:22:04.4    | H. Elkes..... | Brockton.....  | Nov. 8, 1900  | 30:26.4   | J. Nelson.....  | Chicago.....  | Oct. 6, 1898   |
| 10    | 29:53         | H. Elkes..... | Brockton.....  | Nov. 8, 1900  | 40:32     | J. Nelson.....  | Chicago.....  | Oct. 6, 1898   |
| 10    | 37:02.6       | H. Elkes..... | Brockton.....  | Nov. 8, 1900  | 48:08.4   | R. Duer.....    | New York..... | Sept. 9, 1899  |
| 20    | 44:49         | W. Stinson.   | Brockton.....  | Oct. 27, 1900 | 52:31.4   | R. Duer.....    | New York..... | Sept. 9, 1899  |
| 35    | 52:16.2       | W. Stinson.   | Brockton.....  | Oct. 27, 1900 |           |                 |               |                |

## AGAINST TIME, UNPACED.

|     |         |               |                |               |         |                  |               |               |
|-----|---------|---------------|----------------|---------------|---------|------------------|---------------|---------------|
| 1/4 | :25.8   | M. Taylor.    | New York.....  | Dec. 14, 1900 | :25.2   | A. Simons.....   | Deming.....   | May 26, 1899  |
| 1/2 | :34.2   | H. Hamilton.  | Coronado.....  | Mar. 2, 1896  | :33.4   | A. Simons.....   | Deming.....   | May 26, 1899  |
| 3/4 | :55.4   | M. Taylor.    | New York.....  | Dec. 13, 1900 | :58     | C. Dasey.....    | Denver.....   | July 9, 1898  |
| 1   | 1:14.2  | W. Sanger.    | Denver.....    | Nov. 16, 1895 | 1:21.2  | J. Heil.....     | Denver.....   | July 31, 1897 |
| 1   | 1:53.4  | Samuelson.    | Salt Lake..... | July 25, 1901 | 2:02.6  | Wahr'b'r.....    | New York..... | Aug. 5, 1899  |
| 2   | 4:16    | A. Hughes.    | Denver.....    | July 9, 1898  | 4:25    | Dusenberger..... | Ottumwa.....  | July 24, 1899 |
| 3   | 6:32.8  | F. Titus..... | Philadelphia.  | July 2, 1898  | 6:39.2  | Dusenberger..... | Ottumwa.....  | July 24, 1899 |
| 4   | 8:50    | F. Titus..... | Philadelphia.  | July 2, 1898  | 9:31.4  | Hackenberger     | Denver.....   | Dec. 13, 1895 |
| 5   | 11:05.2 | F. Titus..... | Philadelphia.  | July 2, 1898  | 11:56.8 | Hackenberger     | Denver.....   | Dec. 13, 1895 |
| 6   | 13:50.2 | H. Hamilton.  | Denver.....    | July 9, 1898  |         |                  |               |               |
| 10  | 23:09.4 | H. Hamilton.  | Denver.....    | July 9, 1898  |         |                  |               |               |

## COMPETITION, MOTOR PACED.

|    |         |               |                  |               |         |                 |               |                |
|----|---------|---------------|------------------|---------------|---------|-----------------|---------------|----------------|
| 1  | 1:27.6  | W. Stinson.   | Prov., R. I..... | Aug. 21, 1901 | 1:35    | L. Benway.....  | Brockton..... | July 22, 1901  |
| 2  | 2:54.6  | W. Stinson.   | Prov., R. I..... | Aug. 21, 1901 | 3:16    | H. Edwards..... | Brockton..... | July 22, 1901  |
| 3  | 4:25    | W. Stinson.   | Prov., R. I..... | Aug. 21, 1901 | 4:56    | G. Leander..... | Indianapolis  | Sept. 28, 1900 |
| 4  | 5:55.8  | W. Stinson.   | Prov., R. I..... | Aug. 21, 1901 | 6:28    | G. Leander..... | Indianapolis  | Sept. 28, 1900 |
| 5  | 7:26    | H. Elkes..... | Buffalo.....     | Aug. 15, 1901 | 7:59.5  | G. Leander..... | Indianapolis  | Sept. 28, 1900 |
| 6  | 8:55.2  | H. Elkes..... | Buffalo.....     | Aug. 15, 1901 | 10:10.5 | R. Duer.....    | New York..... | Sept. 9, 1899  |
| 7  | 10:23.5 | H. Elkes..... | Buffalo.....     | Aug. 15, 1901 | 11:51   | J. Fulton.....  | Springfield.. | Aug. 1, 1901   |
| 8  | 11:51.4 | H. Elkes..... | Buffalo.....     | Aug. 15, 1901 | 13:08.6 | J. Lake.....    | New York..... | July 4, 1900   |
| 9  | 13:19.8 | H. Elkes..... | Buffalo.....     | Aug. 15, 1901 | 14:51.6 | J. Lake.....    | New York..... | July 4, 1900   |
| 10 | 14:49.6 | H. Elkes..... | Buffalo.....     | Aug. 15, 1901 | 16:36.8 | J. Lake.....    | New York..... | July 4, 1900   |
| 15 | 22:22.2 | H. Elkes..... | Buffalo.....     | Aug. 15, 1901 | 20:12.5 | E. Ryan.....    | New York..... | Sept. 9, 1899  |
| 20 | 30:11   | H. Elkes..... | Buffalo.....     | Aug. 15, 1901 | 34:02.8 | R. Duer.....    | New York..... | Sept. 9, 1899  |
| 25 | 37:44   | H. Elkes..... | Buffalo.....     | Aug. 15, 1901 | 47:37   | J. Nelson.....  | Montreal..... | Aug. 10, 1899  |
| 30 | 45:18.4 | H. Elkes..... | Buffalo.....     | Aug. 15, 1901 | 57:28.4 | J. Nelson.....  | Montreal..... | Aug. 10, 1899  |

## COMPETITION, UNPACED.

|    |         |            |                |               |         |                  |                |               |
|----|---------|------------|----------------|---------------|---------|------------------|----------------|---------------|
| 5  |         |            |                |               | 11:13.8 | Ingraham.....    | Buffalo.....   | Aug. 5, 1901  |
| 10 | 22:35.4 | I. Lawson. | New Haven..... | Aug. 27, 1901 | 22:40   | L. Mettling..... | Revere.....    | July 18, 1901 |
| 15 |         |            |                |               | 35:32   | G. Collett.....  | New York.....  | May 30, 1900  |
| 20 |         |            |                |               | 47:39   | G. Collett.....  | New York.....  | May 30, 1900  |
| 25 | 60:28   | McFarland. | Revere Beach   | June 8, 1901  | 60:39   | E. Forrest.....  | Vallsburg..... | July 28, 1901 |

## HANDICAP RECORDS.

|     |        |              |                |                |         |                |                |               |
|-----|--------|--------------|----------------|----------------|---------|----------------|----------------|---------------|
| 1/4 | :56.6  | W. F. Sims.  | Washington..   | Aug. 13, 1898  | :58     | M. Hurly.....  | Vallsburg..... | July 7, 1901  |
| 1/2 | 1:18   | W. F. Sims.  | Washington..   | Aug. 15, 1898  | :38.8   | W. Fenn.....   | Hartford.....  | Sept. 3, 1900 |
| 3/4 | 1:25   | J. Chapman.  | Salt Lake..... | Sept. 15, 1899 | 1:19.2  | B. Thayer..... | Hartford.....  | July 1, 1901  |
| 1   | 1:59.6 | McFarland.   | New Haven..... | June 11, 1901  | 1:58.8  | Hoffman.....   | Butte.....     | July 15, 1901 |
| 1   | 3:59.8 | J. Kramer.   | Vallsburg..... | July 7, 1901   | 4:12.8  | T. Grady.....  | Springfield..  | June 20, 1901 |
| 5   | 10:15  | W. Fenn..... | Vallsburg..... | Aug. 25, 1901  | 11:13.8 | Ingraham.....  | Buffalo.....   | Aug. 5, 1901  |

**SIX-DAY RECORDS, UNPAVED, COMPETITION.**

- 1 day—464 miles 460 yards, B. W. Pierce, San Francisco, Feb. 12, 1898.
- 2 days—880 miles 880 yards, Gimm, San Francisco, Feb. 13, 1898.
- 3 days—1,275 miles 440 yards, Gimm, San Francisco, Feb. 14, 1898.
- 4 days—1,590 miles 1,100 yards, Miller, San Francisco, Feb. 15, 1898.
- 5 days—1,921 miles 440 yards, Miller, San Francisco, Feb. 16, 1898.
- 6 days—2,192 miles, Miller, San Francisco, Feb. 17, 1898.

**HOUR RECORDS, COMPETITION.**

- 1 hour—American and world, 39 miles 1,045 yards, Harry Elkes, Brockton, Mass., Oct. 5, 1900.
- 2 hours—American and world, 74 miles 1,172 yards, James Moran, Cambridge, Mass., July 12, 1901.
- 3 hours—American, 89½ miles, B. W. Pierce, Waltham, Mass., July 3 and 4, 1899; world's, 97 miles 932 yards, Harry Elkes, Berlin, May 29, 1900.
- 4 to 12 hours (incl.)—American records made by B. W. Pierce at Waltham, Mass., July 3 and 4, 1899: 4 hours, 116½ miles; 5 hours, 142¼ miles; 6 hours, 167 7-9 miles; 7 hours, 192 7-12 miles; 8 hours, 216½ miles; 9 hours, 240 2-9 miles; 10 hours, 264 5-12 miles; 11 hours, 288 2-3 miles; 12 hours, 312¼ miles.
- 13 to 24 hours (incl.)—American records made by John Lawson at Los Angeles, Cal., June 10, 1900: 13 hours, 327 miles; 14 hours, 348¼ miles; 15 hours, 371¼ miles; 16 hours, 384½ miles; 17 hours, 400 miles; 18 hours, 416 miles; 19 hours, 432 miles; 20 hours, 450½ miles; 21 hours, 466½ miles;

- 22 hours, 485¼ miles; 23 hours, 507¼ miles; 24 hours, 528 miles 925 yards.
- 4 to 24 hours (incl.)—World's records all made by Walters in Paris Sept. 15, 1900: 4 hours, 124 miles 528 yards; 5 hours, 154 miles 685 yards; 6 hours, 183 miles 873 yards; 7 hours, 210 miles 288 yards; 8 hours, 238 miles 1,704 yards; 9 hours, 266 miles 529 yards; 10 hours, 294 miles 301 yards; 11 hours, 321 miles 1,491 yards; 12 hours, 349 miles 1,447 yards; 13 hours, 372 miles 1,535 yards; 14 hours, 398 miles 902 yards; 15 hours, 424 miles 137 yards; 16 hours, 450 miles 606 yards; 17 hours, 472 miles 245 yards; 18 hours, 493 miles 1,291 yards; 19 hours, 514 miles 128 yards; 20 hours, 537 miles 1,038 yards; 21 hours, 561 miles 760 yards; 22 hours, 584 miles 108 yards; 23 hours, 607 miles 1,319 yards; 24 hours, 634 miles 774 yards.

**MISCELLANEOUS RECORDS.**

- 100 miles, motor paced, B. W. Pierce, Waltham, Mass., July 3-4, 1899.
- 1 mile, motor-tandem paced, 1:19; Major Taylor, Garfield park, Chicago, Nov. 15, 1899.
- 1 mile, locomotive paced, :57½, C. M. Murphy, Long Island railroad, June 30, 1899.
- Tandem—1 mile, competition, 1:46½, Butler brothers, Cambridge, Mass., July 31, 1897; against time, paced, 1:37½, McCarthy-Munroe, Brockton, Mass., Oct. 3, 1899; against time, unpaced, 1:51½, Swanbrough-Hughes, Denver, April 9, 1897.
- Motor Bicycle—1 mile, against time, 1:22½, T. W. Butler, Buffalo, Aug. 17, 1901; competition, 1:25½, G. M. Holley, Buffalo, Aug. 16, 1901.
- Motor Tandem—1 mile, against time, 1:18½, Henshaw and Hedstrom, Buffalo, Aug. 12, 1901; competition, 1:18½, same men and place, Aug. 13, 1901.

**PULLMAN ROAD RACE RECORD.**

(Distance, seventeen miles.)

| Year. | Winner.             | Handicap. | Time.   | Time winner.       | Handicap. | Time.  |
|-------|---------------------|-----------|---------|--------------------|-----------|--------|
| 1887. | H. R. Winship.....  | 8:30      | 1:02:55 | H. R. Winship..... |           |        |
| 1888. | A. E. Lumsden.....  | 11:00     | 54:47   | H. R. Winship..... | 2:30      | 53:20  |
| 1889. | F. Bodach.....      | 9:00      | .....   | A. E. Lumsden..... |           | 57:48  |
| 1890. | C. Kinsley.....     | 10:00     | 1:01:26 | A. E. Lumsden..... | Scr.      | 56:38  |
| 1891. | R. M. Barwise.....  | 10:00     | 59:43   | N. Van Sicken..... | 8:00      | 50:17  |
| 1892. | J. B. Woolas.....   | 6:00      | 53:40   | H. R. Winship..... | 1:15      | 51:28  |
| 1893. | M. Nelson.....      | 6:00      | 55:44   | M. Nessel.....     | 3:30      | 55:17  |
| 1897. | C. A. Anderson..... | 7:00      | 40:46½  | L. V. Porter.....  | 5:00      | 40:07  |
| 1898. | C. M. Chislett..... | 5:00      | .....   | J. W. Donnell..... | 3:00      | 34:42  |
| 1899. | L. H. Bender.....   | 2:45      | 41:38   | F. A. Davis.....   |           | 40:47½ |
| 1900. | J. Winslow.....     | 6:00      | 41:08   | William Blum.....  | 3:00      | 37:29  |
| 1901. | E. McIntosh.....    | 7:30      | 40:39   | William Blum.....  | Scr.      | 36:25½ |

**CYCLING ASSOCIATIONS.**

League of American Wheelmen—President, M. M. Belding, New York; secretary and treasurer, Abbot Bassett, Boston.  
National Cycling Association—President,

George J. Cook; secretary, C. K. McGuire, New York; chairman board of control, A. G. Batchelder, 150 Nassau street, New York.

**AUTOMOBILE RACING.**

All American track records up to ten miles were broken by Alexander Winton of Cleveland at Grosse Pointe, Detroit, Oct. 24. His fastest mile was made in 1 hour 6 minutes and ¾ seconds. The time for the whole distance was: One mile, 1:06½; two miles, 2:13½; three miles, 3:20½; four miles, 4:27½; five miles, 5:35½; six miles, 6:40½; seven miles, 7:47½; eight miles, 8:54½; nine miles, 10:01½; ten miles, 11:09.

The most notable long-distance race of the year was that from Paris to Berlin June 27-29. The 742 miles between the two cities was traversed by Fournier of Paris in 16

hours and 5 minutes, the average speed being 46½ miles an hour.

The Paris-Bordeaux race which took place May 29 was also won by Henri Fournier, who covered the distance of 348 miles in 8 hours 44 minutes and 44 seconds, the average speed per hour being 40.14 miles. Deducting the distance through towns where slow time had to be made, the average was above 51 miles an hour.

Nov. 16, at Prospect park, Brooklyn, Fournier made a mile in 51½ seconds, which is the world's record for a straight boulevard run.

## PUGILISM.

Pugilism received many severe setbacks in the course of the year in the shape of adverse legislation by states and cities. The most serious blow was administered by the governor of Ohio, who refused to let the Jeffries-Ruhlin match, scheduled for Cincinnati in February, take place. The authorities in other states followed the example and boxing was confined to comparatively few places. A list of some of the important contests, exclusive of draws, follows:

| Date.     | Place.          | Winner.              | Loscr.                  | Rounds. |
|-----------|-----------------|----------------------|-------------------------|---------|
| Jan. 15.  | Memphis         | Oscar Gardner        | Tommy Hogan             | 6       |
| Jan. 16.  | Appleton        | Martin Duffy         | Perry Queenan           | 8       |
| Jan. 17.  | Chicago         | Tommy Ryan           | J. Beauscholte          | 3       |
| Jan. 17.  | Hartford        | Kid Carter           | Joe Walcott             | 19      |
| Jan. 18.  | San Francisco   | Jack Root            | George Byers            | 9       |
| Jan. 18.  | Denver          | Young Corbett        | Joe Bernstein           | 7       |
| Jan. 29.  | Pittsburg       | J. McClelland        | Eddie Santry            | 4       |
| Feb. 5.   | Memphis         | Clarence Forbes      | Kid Garfield            | 8       |
| Feb. 8.   | Denver          | Dave Barry           | Rufe Turner             | 10      |
| Feb. 11.  | London          | Pat Dalcy (U. S.)    | J. Hughes (England)     | 12      |
| Feb. 13.  | Baltimore       | Joe Gans             | Jack Daly               | 6       |
| Feb. 15.  | Youngstown      | Jack Bonner          | Bill Hanrahan           | 20      |
| Feb. 16.  | Louisville      | Spike Sullivan       | Tim Kearns              | 20      |
| Feb. 25.  | Newcastle       | Jack O'Brien (U. S.) | Harry Smith (England)   | 3       |
| Feb. 26.  | New York        | Eddie Carter         | Tommy Smith             | 3       |
| Feb. 26.  | Lyons, Ill.     | Harry Forbes         | Tommy Cody              | 10      |
| Mar. 1.   | Hot Springs     | Dan Creedon          | Jimmy Scanlan           | 5       |
| Mar. 1.   | Milwaukee       | Perry Queenan        | Morris Jacobs           | 3       |
| Mar. 1.   | Denver          | Buddy King           | Kid McPartland          | 4       |
| Mar. 4.   | Louisville      | Tommy Ryan           | Tommy West              | 17      |
| Mar. 11.  | Kansas City     | Ed McFarland         | Fred Dimmett            | 11      |
| Mar. 12.  | Memphis         | Patsy Sweeny         | Sam Phillips            | 7       |
| Mar. 15.  | Denver          | Kid McPartland       | Buddy King              | 10      |
| Mar. 18.  | London          | Harry Harris (U. S.) | Pedlar Palmer           | 15      |
| Mar. 19.  | Memphis         | Johnny Ritchie       | Young Mowatt            | 12      |
| Mar. 20.  | Newcastle       | Jack O'Brien (U. S.) | Jack Thompson           | 2       |
| Mar. 21.  | Waterbury       | Joe Walcott          | Charlie McKeever        | 6       |
| Mar. 22.  | Denver          | Kid Broad            | Young Corbett           | 4       |
| Mar. 22.  | Hot Springs     | Dan Creedon          | Billy Stiff             | 5       |
| Mar. 22.  | Savannah        | Owen Ziegler         | Tom Corcoran            | 11      |
| Mar. 23.  | Louisville      | Marvin Hart          | Tommy West              | 16      |
| Apr. 5.   | Toronto         | Jack McClelland      | Ole Oleson              | 16      |
| Apr. 15.  | Memphis         | Dan Creedon          | Jimmy Handler           | 8       |
| Apr. 22.  | London          | Billy Smith          | Jack Roberts            | 8       |
| Apr. 23.  | Oshkosh         | Otto Sieloff         | Martin Duffy            | 1       |
| Apr. 29.  | Louisville      | Dave Sullivan        | Jack McClelland         | 20      |
| Apr. 30.  | San Francisco   | Terry McGovern       | Oscar Gardner           | 4       |
| May 3.    | Denver          | Tom Sharkey          | Fred Russell            | 4       |
| May 6.    | Louisville      | Kid Carter           | Jack Bonner             | 20      |
| May 7.    | Cripple Creek   | Mexican Pete         | Tom Sharkey (on foul)   | 2       |
| May 8.    | San Francisco   | Terry McGovern       | Herrera                 | 5       |
| June 25.  | Newcastle       | Jack O'Brien (U. S.) | Harry Newmier (England) | 6       |
| June 28.  | San Francisco   | Jack Root            | Kid Carter              | 15      |
| July 4.   | San Francisco   | George Gardner       | Jack Moffat             | 3       |
| Aug. 19.  | Newcastle       | Jack O'Brien (U. S.) | Dido Plumb              | 5       |
| Aug. 30.  | San Francisco   | George Gardner       | Kid Carter              | 18      |
| Sept. 23. | Fort Erie, Ont. | Rube Ferns           | Frank Erne              | 9       |
| Sept. 24. | San Francisco   | James Jeffries       | J. Kennedy              | 2       |
| Sept. 25. | Madera, Cal.    | A. Herrera           | Young Mowatt            | 2       |
| Sept. 26. | St. Louis       | Benny Yanger         | George Dixon            | 15      |
| Sept. 27. | San Francisco   | Joe Walcott          | George Gardner          | 20      |
| Sept. 30. | Linton, N. J.   | Kid Broad            | Dave Sullivan           | 25      |
| Oct. 8.   | Kansas City     | Joe Gans             | Joe Handler             | 9       |
| Oct. 8.   | Kansas City     | Clarence Forbes      | Oscar Gardner           | 9       |
| Oct. 10.  | Kansas City     | George Green         | Tommy Ryan              | 6       |
| Oct. 15.  | San Francisco   | Kid Carter           | Joe Walcott             | 7       |
| Oct. 21.  | St. Louis       | Martin Duffy         | Dave Barry              | 4       |
| Oct. 30.  | Louisville      | Jack Root            | Jimmy Ryan              | 2       |
| Nov. 4.   | St. Louis       | Harry Forbes         | Abe Attell              | 15      |
| Nov. 15.  | San Francisco   | James Jeffries       | Gus Ruhlin              | 5       |
| Nov. 28.  | Hartford, Conn. | Young Corbett        | Terry McGovern          | 2       |

## WRESTLING.

Date, place, winner and loser of principal matches in the order named:

|          |  |
|----------|--|
| Jan. 9   | Galesburg, Burns-McIntyre.               |
| March 8  | St. Louis, Tom Jenkins-Hall All.         |
| April 22 | Cincinnati, Neroulah-Wittmer.            |
| May 2    | Alton, Ill., Rooney-MacDonald.           |
| May 2    | New York, Neroulah-Jenkins.              |
| July 4   | Buffalo, McLeod-Tom Sharkey.             |
| July 4   | Jenkins-Gus Johnson.                     |
| July 9   | New York, Gus Ruilin-Robert Fitzsimmons. |
| Oct. 8   | Cleveland, Jenkins-Rooney.               |
| Nov. 7   | Cleveland, Jenkins-McLeod.               |

## ROQUE.

W. H. Wahly of Washington won the championship at the nineteenth annual tournament of the National Roque association at Norwich, Conn., Aug. 19-24. C. C. Cox of Malden was second and George C. Strong of New London third. Seventeen clubs were represented.

## POLO.

Lakewood won the championship at Brookline, Mass., Sept. 3-12, defeating Myopia 23 to 4 and Dedham, champions of 1900, 13½ to 3. There were only three entries.

FOOTBALL.

In the east Harvard was the undisputed champion of the year; in the west Michigan and Wisconsin were both unbeaten at the close of the season and each claimed the supremacy. Scores were as follows:

MICHIGAN.

|                         | <i>Op. Mich.</i> |     |
|-------------------------|------------------|-----|
| Sept. 28—Albion.....    | 0                | 50  |
| Oct. 5—Case.....        | 0                | 57  |
| Oct. 12—Indiana.....    | 0                | 33  |
| Oct. 19—Northwestern... | 0                | 29  |
| Oct. 26—Buffalo.....    | 0                | 128 |
| Nov. 2—Carlisle.....    | 0                | 22  |
| Nov. 9—Ohio State.....  | 0                | 21  |
| Nov. 16—Chicago.....    | 0                | 22  |
| Nov. 23—Beloit.....     | 0                | 89  |
| Nov. 28—Iowa.....       | 0                | 50  |

WISCONSIN.

|                         | <i>Op. Wis.</i> |    |
|-------------------------|-----------------|----|
| Sept. 28—Mil. Medics... | 0               | 26 |
| Oct. 5—Hyde Park.....   | 0               | 62 |
| Oct. 12—Beloit.....     | 0               | 40 |
| Oct. 19—Knox.....       | 5               | 23 |
| Oct. 26—Kansas.....     | 0               | 50 |
| Nov. 2—Nebraska.....    | 0               | 18 |
| Nov. 9—Ames.....        | 0               | 45 |
| Nov. 16—Minnesota.....  | 0               | 13 |
| Nov. 28—Chicago.....    | 0               | 35 |

MINNESOTA.

|                          | <i>Op. Min.</i> |    |
|--------------------------|-----------------|----|
| Sept. 28—Carleton.....   | 0               | 35 |
| Oct. 5—Phys. and Sur.... | 0               | 27 |
| Oct. 12—Nebraska.....    | 0               | 19 |
| Oct. 22—Coe.....         | 0               | 11 |
| Oct. 26—Iowa.....        | 0               | 16 |
| Nov. 9—North Dakota...   | 0               | 10 |
| Nov. 16—Wisconsin.....   | 18              | 0  |
| Nov. 23—Northwestern...  | 0               | 16 |
| Nov. 28—Illinois.....    | 0               | 16 |

ILLINOIS.

|                           | <i>Op. Ill.</i> |    |
|---------------------------|-----------------|----|
| Sept. 28—Englewood.....   | 0               | 39 |
| Oct. 5—Marion Sims.....   | 0               | 52 |
| Oct. 11—Phys. and Sur.... | 0               | 23 |
| Oct. 12—Washington.....   | 0               | 21 |
| Oct. 19—Chicago.....      | 0               | 24 |
| Oct. 26—Northwest'rn...   | 17              | 11 |
| Nov. 2—Indiana.....       | 0               | 18 |
| Nov. 9—Iowa.....          | 0               | 27 |
| Nov. 16—Purdue.....       | 6               | 28 |
| Nov. 28—Minnesota.....    | 16              | 0  |

CHICAGO.

|                         | <i>Op. Chi.</i> |    |
|-------------------------|-----------------|----|
| Sept. 28—Monmouth....   | 0               | 23 |
| Oct. 2—Mil. Medics..... | 0               | 12 |
| Oct. 5—Knox.....        | 0               | 6  |
| Oct. 9—Ill. Wesleyan... | 0               | 22 |
| Oct. 12—Purdue.....     | 5               | 5  |
| Oct. 19—Illinois.....   | 24              | 0  |
| Oct. 23—Hyde Park.....  | 0               | 7  |
| Oct. 26—Pennsylvania... | 11              | 0  |
| Nov. 2—Beloit.....      | 17              | 17 |
| Nov. 9—Northwestern...  | 6               | 5  |
| Nov. 16—Michigan.....   | 22              | 0  |
| Nov. 28—Wisconsin.....  | 35              | 0  |

NORTHWESTERN.

|                         | <i>Op. Nwn.</i> |    |
|-------------------------|-----------------|----|
| Sept. 28—Lombard.....   | 0               | 47 |
| Oct. 2—Fort Sheridan... | 0               | 21 |
| Oct. 5—Lake Forest..... | 0               | 11 |
| Oct. 12—Notre Dame...   | 0               | 2  |
| Oct. 19—Michigan.....   | 29              | 0  |
| Oct. 26—Illinois.....   | 11              | 17 |
| Nov. 9—Chicago.....     | 5               | 6  |
| Nov. 16—Beloit.....     | 11              | 11 |
| Nov. 23—Minnesota.....  | 16              | 0  |
| Nov. 28—Purdue.....     | 5               | 10 |

IOWA.

|                        | <i>Op. Ia.</i> |    |
|------------------------|----------------|----|
| Oct. 5—State Normal... | 0              | 17 |
| Oct. 11—Drake.....     | 5              | 6  |
| Oct. 26—Minnesota..... | 16             | 0  |
| Nov. 2—Knox.....       | 6              | 23 |
| Nov. 9—Illinois.....   | 27             | 0  |
| Nov. 16—Grinnell.....  | 11             | 17 |
| Nov. 28—Michigan.....  | 50             | 0  |

NOTRE DAME.

|                         | <i>Op. N.D.</i> |    |
|-------------------------|-----------------|----|
| Sept. 28—South Bend...  | 0               | 0  |
| Oct. 5—Ohio Medics..... | 0               | 6  |
| Oct. 12—Northwestern... | 2               | 0  |
| Oct. 19—Eclectics.....  | 0               | 33 |
| Oct. 26—Beloit.....     | 0               | 5  |
| Nov. 2—Lake Forest....  | 0               | 16 |
| Nov. 16—Indiana.....    | 5               | 13 |
| Nov. 28—South Bend....  | 6               | 22 |

BELOIT.

|                         | <i>Op. Bel.</i> |    |
|-------------------------|-----------------|----|
| Oct. 5—Cornell (Ia.)... | 0               | 11 |
| Oct. 12—Wisconsin.....  | 40              | 0  |
| Oct. 19—Elgin.....      | 0               | 55 |
| Oct. 26—Notre Dame....  | 5               | 0  |
| Oct. 29—Kansas.....     | 0               | 0  |
| Nov. 2—Chicago.....     | 17              | 17 |
| Nov. 16—Northwest'rn... | 11              | 11 |
| Nov. 28—Mil. Medics...  | 0               | 11 |

PURDUE.

|                         | <i>Op. Pur.</i> |    |
|-------------------------|-----------------|----|
| Sept. 28—Franklin.....  | 0               | 24 |
| Oct. 12—Chicago.....    | 5               | 5  |
| Oct. 19—De Pauw.....    | 0               | 19 |
| Oct. 26—Indiana.....    | 12              | 6  |
| Nov. 2—Case.....        | 0               | 23 |
| Nov. 16—Illinois.....   | 23              | 6  |
| Nov. 28—Northwestern... | 10              | 5  |

CALIFORNIA.

|                      | <i>Op. Cal.</i> |   |
|----------------------|-----------------|---|
| Nov. 9—Stanford..... | 0               | 2 |

HARVARD.

|                        | <i>Op. Har.</i> |    |
|------------------------|-----------------|----|
| Sept. 28—Williams..... | 0               | 16 |
| Oct. 2—Bowdoin.....    | 0               | 12 |
| Oct. 5—Bates.....      | 6               | 16 |
| Oct. 9—Amherst.....    | 0               | 11 |
| Oct. 12—Columbia.....  | 0               | 18 |
| Oct. 16—Wesleyan.....  | 0               | 16 |
| Oct. 19—West Point.... | 0               | 6  |
| Oct. 26—Carlisle.....  | 0               | 29 |
| Nov. 2—Brown.....      | 0               | 48 |
| Nov. 9—Pennsylvania... | 6               | 33 |
| Nov. 16—Dartmouth....  | 12              | 27 |
| Nov. 23—Yale.....      | 0               | 22 |

YALE.

|                        | <i>Op. Yale.</i> |    |
|------------------------|------------------|----|
| Sept. 29—Trinity.....  | 0                | 23 |
| Oct. 2—Amherst.....    | 0                | 6  |
| Oct. 5—Tufts.....      | 5                | 29 |
| Oct. 9—Wesleyan.....   | 0                | 24 |
| Oct. 11—Baltimore....  | 0                | 5  |
| Oct. 12—Naval Acad.... | 0                | 24 |
| Oct. 16—Bowdoin.....   | 0                | 45 |
| Oct. 19—Penn. State... | 0                | 22 |
| Oct. 22—Bates.....     | 0                | 21 |
| Oct. 26—Columbia.....  | 5                | 10 |
| Nov. 2—West Point....  | 5                | 5  |
| Nov. 9—Orange A. C.... | 6                | 35 |
| Nov. 16—Princeton....  | 0                | 12 |
| Nov. 23—Harvard.....   | 22               | 0  |

PRINCETON.

|                        | <i>Op. Pri.</i> |    |
|------------------------|-----------------|----|
| Oct. 2—Villa Nova..... | 0               | 35 |
| Oct. 5—Haverford.....  | 0               | 47 |
| Oct. 9—New York.....   | 0               | 23 |
| Oct. 12—Lehigh.....    | 0               | 35 |
| Oct. 16—Dickinson....  | 0               | 23 |
| Oct. 19—Brown.....     | 0               | 35 |
| Oct. 23—Orange.....    | 0               | 30 |
| Oct. 26—Lafayette....  | 0               | 6  |
| Nov. 2—Cornell.....    | 6               | 8  |
| Nov. 9—West Point....  | 6               | 6  |
| Nov. 16—Yale.....      | 12              | 0  |

CORNELL.

|                         | <i>Op. Cor.</i> |    |
|-------------------------|-----------------|----|
| Sept. 28—Colgate.....   | 0               | 17 |
| Oct. 2—Rochester.....   | 0               | 50 |
| Oct. 5—Bucknell.....    | 6               | 6  |
| Oct. 9—Hamilton.....    | 0               | 39 |
| Oct. 12—Union.....      | 0               | 24 |
| Oct. 19—Carlisle.....   | 0               | 17 |
| Oct. 26—Oberlin.....    | 0               | 29 |
| Nov. 2—Princeton.....   | 8               | 6  |
| Nov. 9—Lehigh.....      | 0               | 30 |
| Nov. 16—Columbia.....   | 0               | 24 |
| Nov. 23—Vermont.....    | 0               | 67 |
| Nov. 28—Pennsylvania... | 6               | 24 |

PENNSYLVANIA.

|                         | <i>Op. Pa.</i> |    |
|-------------------------|----------------|----|
| Sept. 28—Lehigh.....    | 0              | 23 |
| Oct. 2—Franklin.....    | 0              | 6  |
| Oct. 5—State College... | 6              | 23 |
| Oct. 9—Swarthmore...    | 0              | 28 |
| Oct. 12—Brown.....      | 0              | 25 |
| Oct. 16—Virginia.....   | 5              | 20 |
| Oct. 19—Bucknell.....   | 0              | 6  |
| Oct. 21—Naval Acad....  | 6              | 5  |
| Oct. 23—Gettysburg...   | 0              | 22 |
| Oct. 26—Chicago.....    | 0              | 11 |
| Nov. 2—Columbia.....    | 11             | 0  |
| Nov. 9—Harvard.....     | 33             | 6  |
| Nov. 16—Carlisle.....   | 14             | 16 |
| Nov. 20—West Point....  | 24             | 0  |
| Nov. 28—Cornell.....    | 24             | 6  |

COLUMBIA.

|                        | <i>Op. Col.</i> |    |
|------------------------|-----------------|----|
| Oct. 5—Williams.....   | 0               | 5  |
| Oct. 12—Harvard.....   | 18              | 0  |
| Oct. 19—Hamilton.....  | 0               | 12 |
| Oct. 26—Yale.....      | 10              | 5  |
| Nov. 2—Pennsylvania... | 0               | 11 |
| Nov. 5—Georgetown....  | 0               | 18 |
| Nov. 9—Syracuse.....   | 1               | 6  |
| Nov. 16—Cornell.....   | 24              | 0  |
| Nov. 28—Carlisle.....  | 12              | 40 |

WEST POINT.

|                         | <i>Op. W.P.</i> |    |
|-------------------------|-----------------|----|
| Oct. 5—Franklin.....    | 0               | 20 |
| Oct. 12—Trinity.....    | 0               | 17 |
| Oct. 19—Harvard.....    | 6               | 0  |
| Nov. 2—Yale.....        | 5               | 5  |
| Nov. 9—Princeton.....   | 6               | 6  |
| Nov. 20—Pennsylvania... | 0               | 24 |
| Nov. 30—Naval Acad....  | 5               | 11 |

NAVAL ACADEMY.

|                         | <i>Op. N.A.</i> |    |
|-------------------------|-----------------|----|
| Oct. 5—Georgetown....   | 0               | 0  |
| Oct. 12—Yale.....       | 24              | 0  |
| Oct. 19—Lehigh.....     | 0               | 18 |
| Oct. 21—Pennsylvania... | 5               | 6  |
| Oct. 26—Williams.....   | 0               | 15 |
| Nov. 2—Dickinson....    | 6               | 12 |
| Nov. 9—Carlisle.....    | 5               | 16 |
| Nov. 30—West Point....  | 11              | 5  |



## AMATEUR ATHLETIC RECORDS.

## WESTERN.\*

100-yard run—:09 4-5, J. H. Rush, Chicago, June 18, 1898.  
 100-yard run—:09 4-5, J. H. Maybury, Chicago, June 5, 1897.  
 220-yard run—:21 4-5, J. V. Crum, Chicago, Aug. 31, 1895.  
 440-yard run—:49 4-5, E. Merrill, Chicago, June 1, 1901.  
 880-yard run—1:58 4-5, W. E. Uffendell, Milwaukee, Sept. 14, 1900.  
 1-mile run—4:32 4-5, A. A. Orton, Chicago, Sept. 18, 1893.  
 2-mile run—10:09 3-5, U. A. Kellogg, Chicago, June 1, 1901.  
 5-mile run—26:08 2-5, W. D. Day, Chicago, Sept. 16, 1893.  
 1-mile walk—6:44 1-5, T. Sherman, Chicago, Sept. 16, 1893.  
 120-yard hurdle—:15 1-5, E. Kraenzlein, Chicago, June 18, 1898.  
 220-yard hurdle—:24 4-5, Fred Moloney, Ann Arbor, May 18, 1901.  
 Pole vault—11 ft. 10½ in., R. G. Clapp, Chicago, June 17, 1898.  
 Running high jump—6 ft. ¼ in., J. K. Baxter, Chicago, June 18, 1898.  
 Running broad jump—23 ft. 7 in., M. Prentstein, Chicago, June 18, 1898.  
 Putting 16-lb. shot—47 ft., George Gray, Chicago, June 18, 1898.  
 Throwing 16-lb. hammer—163 ft., A. Plaw, Chicago, June 2, 1900.  
 Throwing 56-lb. weight—29 ft. 3¾ in., J. Flanagan, Chicago, June 18, 1898.  
 Throwing the discus—113 ft. 10 in., A. Baird, Chicago, June 1, 1901.

\*The above is from an unofficial table compiled by C. O. Duplessis of the Central association of the Amateur Athletic union and is subject to corrections. No official records have been kept except by a few of the individual associations in the central west, and therefore no accurate list of the best performances in the whole field is at present available.

## INTERCOLLEGIATE.

100-yard dash—¾ sec., B. J. Wefers, Georgetown, 1896.

## TRAP SHOOTING.

The most interesting event of the season of 1901, from a public standpoint, was the clay bird match between two teams of ten men each, representing America and England. The contest took place June 11, 12 and 13 on the Middlesex Gun club's grounds at Welsh Harp, Hendon, England, and proved an easy victory for the Americans. In shooting the latter used only one barrel, while their opponents used two. The stake was \$5,000. From the score which follows it will be seen that some changes were made in both teams after the first day:

| American team: | 1st d. | 2d d. | 3d d. | Total. |
|----------------|--------|-------|-------|--------|
| Marshall       | 80     | 83    | 83    | 246    |
| Tripp          | 88     | 90    | 82    | 260    |
| Budd           | 89     | 81    | 83    | 253    |
| Gilbert        | 84     | 93    | 85    | 262    |
| Merrill        | 86     | —     | —     | 85     |
| Elliott        | 86     | 86    | 83    | 255    |
| Parmelee       | 87     | 84    | 84    | 255    |
| Fanning        | 85     | 89    | 82    | 256    |
| Helkes         | 88     | 92    | 88    | 268    |
| Crosby         | 93     | 95    | 90    | 278    |
| Powers         | —      | 84    | 83    | 167    |
| Total          | 866    | 877   | 843   | 2586   |

220-yard dash—2¼ sec., B. J. Wefers, Georgetown, 1896.  
 440-yard run—49¾ sec., M. W. Long, Columbia, 1899.  
 880-yard run—1 mile 56¾ sec., Evan Hollister, Harvard, 1896.  
 1-mile run—4 min. 23¾ sec., G. W. Orton, Pennsylvania, 1895.  
 2-mile run—9 min. 51¾ sec., Alex. Grant, Pennsylvania, 1900.  
 120-yard hurdles—15¾ sec., A. C. Kraenzlein, Pennsylvania, 1899.  
 220-yard hurdles—23¾ sec., A. C. Kraenzlein, Pennsylvania, 1898.  
 High jump—5 ft. 9½ in., J. D. Winsor, Pennsylvania, 1897.  
 Broad jump—24 ft. 4¾ in., A. C. Kraenzlein, Pennsylvania, 1899.  
 Pole vault—11 ft. 3 in., R. G. Clapp, Yale, 1899.  
 16-lb. hammer—154 ft. 4¾ in., A. Plaw, California, 1900.  
 16-lb. shot—44 ft. 3 in., F. Beck, Yale, 1900.  
 1-mile walk—6 min. 45¾ sec., W. B. Fetterman, Jr., Pennsylvania, 1898.

## AMERICA VS. ENGLAND.

In an international athletic meet held at Berkeley oval, New York, Sept. 25 the representatives of Yale and Harvard defeated the men from Cambridge and Oxford by a score of 6 points to 3.

The events and winners were:

100-yard dash—W. H. Hargrave, Yale, :10¾.  
 ¼-mile run—E. C. Rust, Harvard, :50.  
 ½-mile run—H. W. Workman, Cambridge, 1:55¾.  
 1-mile run—F. G. Cockshott, Cambridge, 4:26¾.  
 2-mile run—H. W. Workman, Cambridge, 9:50.  
 120-yard hurdle—L. H. Converse, Harvard, :15¾.  
 Running high jump—J. S. Spraker, Yale, 6 feet 3¼ inches.  
 Running broad jump—J. S. Spraker, Yale, 22 feet 4 inches.  
 Throwing 16-lb. hammer—W. A. Boal, Harvard, 136 feet 8 inches.

## SHOOTING.

| English team: | 1st d. | 2d d. | 3d d. | Total. |
|---------------|--------|-------|-------|--------|
| Ellicott      | 82     | 85    | 76    | 243    |
| Palmer        | 79     | 71    | 68    | 218    |
| Paul          | 73     | —     | 67    | 140    |
| Pike          | 84     | 83    | 83    | 250    |
| Izzard        | 87     | 86    | 80    | 253    |
| Morris, C.    | 78     | —     | 82    | 160    |
| Johnson       | 80     | 78    | 75    | 233    |
| Ingles        | —      | 70    | —     | 70     |
| Morris, W. B. | 73     | —     | —     | 73     |
| Butt          | 81     | 75    | 71    | 227    |
| O'Connor      | 84     | 80    | —     | 164    |
| Cave          | —      | 79    | 71    | 150    |
| Joynt         | —      | 87    | 76    | 163    |
| Total         | 801    | 794   | 749   | 2344   |

June 22 the All-American team met a picked Scotch team at Glasgow and won by a score of 973 to 682. Each team had the use of both barrels. Gilbert and Merrill broke all their targets, Crosby broke 99 and Tripp, Fanning and Helkes 97 each. The best score of their opponents was 96. William R. Crosby of O'Fallon, Ill., was matched against Faulds, the Scotch champion, for \$500, the conditions being 100 targets from ground traps and 50 from tower traps. Crosby won with a score of 139 to 134.

## RIFLE SHOOTING.

At the annual tournament of the New Jersey State Rifle association, held at Sea Girt, N. J., Aug. 30 to Sept. 10, inclusive, teams from America, Canada and Ireland contested for international honors with the following results:

International championship for the Palma centennial trophy, teams of eight men, military rifles of respective countries, distances 800, 900 and 1,000 yards, fifteen shots at each. Score:

| Canadians.                | 800.       | 900.       | 1,000.     | Total.       |
|---------------------------|------------|------------|------------|--------------|
| Lieut. Ross.....          | 67         | 62         | 56         | 185          |
| Capt. J. R. Davidson..... | 70         | 68         | 64         | 202          |
| Private Fleming.....      | 68         | 57         | 55         | 180          |
| Private Paupst.....       | 64         | 68         | 56         | 188          |
| Capt. W. H. Davidson..... | 64         | 68         | 62         | 194          |
| Capt. Stuart.....         | 67         | 68         | 60         | 195          |
| Sergt. Skedden.....       | 62         | 66         | 61         | 189          |
| Lieut. Robertson.....     | 70         | 62         | 57         | 189          |
| <b>Total</b> .....        | <b>532</b> | <b>519</b> | <b>471</b> | <b>1,522</b> |
| Americans.                |            |            |            |              |
| Maj. Young.....           | 66         | 59         | 52         | 177          |
| Lieut. Shaw.....          | 71         | 63         | 58         | 192          |
| Lieut. Lelzear.....       | 68         | 72         | 63         | 203          |
| Lieut. Bell.....          | 71         | 64         | 60         | 195          |
| Lieut. Cookson.....       | 57         | 70         | 61         | 188          |
| Capt. Martin.....         | 63         | 60         | 52         | 175          |
| Capt. Springstead.....    | 65         | 64         | 53         | 182          |
| Lieut. Whittemore.....    | 64         | 67         | 51         | 182          |
| <b>Total</b> .....        | <b>625</b> | <b>519</b> | <b>450</b> | <b>1,494</b> |

Canadians victors by 28 points.

## IRELAND VS. AMERICA.

Challenge match, teams of eight men, fifteen shots per man at each range, 800, 900 and 1,000 yards, rifles not to exceed ten pounds in weight, any position without artificial rest, any ammunition and any sights but telescopic. Score:

| Irish.                          | 800.       | 900.       | 1,000.     | Total.       |
|---------------------------------|------------|------------|------------|--------------|
| T. Caldwell.....                | 73         | 65         | 60         | 198          |
| Robert Duncan.....              | 67         | 67         | 60         | 193          |
| W. T. Braithwaite.....          | 71         | 67         | 65         | 204          |
| Maj. P. W. Richardson.....      | 74         | 71         | 72         | 217          |
| Dr. J. C. Sellars.....          | 75         | 70         | 68         | 213          |
| Maj. J. K. Milner.....          | 64         | 72         | 70         | 206          |
| John Morgan.....                | 63         | 64         | 63         | 190          |
| F. W. Henry.....                | 71         | 73         | 55         | 199          |
| <b>Total</b> .....              | <b>558</b> | <b>549</b> | <b>513</b> | <b>1,620</b> |
| Americans.                      |            |            |            |              |
| Dr. S. I. Scott, D. C.....      | 68         | 56         | 61         | 185          |
| S. B. Wetherald, D. C.....      | 66         | 71         | 61         | 198          |
| Frank Hyde, N. Y.....           | 73         | 70         | 60         | 203          |
| Dr. W. G. Hudson, N. J.....     | 68         | 65         | 64         | 197          |
| Lieut. W. De V. Foulke, Pa..... | 73         | 64         | 58         | 195          |
| Dr. W. H. Bull, N. J.....       | 72         | 63         | 62         | 197          |
| Capt. Robert Tuttle, N. J.....  | 72         | 58         | 63         | 193          |
| Capt. W. F. Whittemore.....     | 68         | 68         | 54         | 190          |
| <b>Total</b> .....              | <b>560</b> | <b>515</b> | <b>483</b> | <b>1,558</b> |

Irish victors by 62 points.

## CANADA VS. IRELAND.

The Canadian and Irish riflemen met Sept. 9 in a special contest between teams of five men each, shooting over the 800, 900 and 1,000 yard ranges. The Irish used the Mannlich rifle and the Canadians the English military rifle. The latter were given an allowance of forty points for the team and they won by 13 points on the gross score. The net score was: Irish, 620; Canadians, 593.

## OTHER CONTESTS AT SEA GIRT.

Hilton trophy, 200, 500 and 600 yards, seven shots at each range, open to teams from the army, navy, marine corps and national guard of the United States and from the military organizations of any country. The District of Columbia won by the following score:

| Team.                           | 200. | 500. | 600. | Total. |
|---------------------------------|------|------|------|--------|
| District of Columbia.....       | 345  | 385  | 368  | 1,098  |
| New York.....                   | 362  | 377  | 354  | 1,093  |
| Dominion of Canada.....         | 334  | 381  | 362  | 1,077  |
| Pennsylvania.....               | 337  | 371  | 345  | 1,053  |
| New Jersey.....                 | 312  | 374  | 321  | 1,007  |
| United States marine c'rps..... | 335  | 360  | 319  | 1,014  |
| Massachusetts.....              | 340  | 347  | 309  | 996    |
| Maine.....                      | 314  | 343  | 287  | 944    |
| Maryland.....                   | 310  | 339  | 291  | 940    |
| Rhode Island.....               | 338  | 320  | 236  | 894    |
| Ohio.....                       | 286  | 306  | 234  | 826    |

Wimbledon cup match, 1,000 yards, thirty shots, won by Capt. W. B. Martin, New Jersey, 137; K. K. V. Casey, New York, second, 135; J. Corrie, New York, third, 134.

Interclub match for schuetzen team championship, teams of five men, seven shots per man, 200 yards, won by Zettler Rifle club, New York, 282; Zettler No. 2, 252; Manhattan Rifle and Revolver association, 246.

Interstate military match, teams of twelve men, 200 and 500 yards, ten shots at each distance, won by New Jersey, 1,074; District of Columbia, 1,072; New York, 1,065.

President's match, 200, 300, 500, 600, 800 and 1,000 yards, five shots at each distance, won by Lieut. H. H. Lelzear, 137; Dr. S. I. Scott, second, 136; Sergt. J. Corrie, third, 135.

All comers' match, 800, 900 and 1,000 yards, ten shots per man at all ranges, won by Frank Hyde of New York, gross score 282 (allowance, 7 points); Dr. J. C. Sellars of Ireland, second, 279; Maj. J. K. Milner, Ireland, third, 278.

## PISTOL AND REVOLVER SHOOTING.

Pistol and revolver championships were decided at Sea Girt, N. J., Sept. 7, as follows:

Pistol championship, 50 yards, 50 shots; Thomas Anderson, 453; J. A. Dietz, 422; F. E. Henshaw, 414; C. E. Tayntor, 408.

Revolver championship, same conditions; Anderson, 148; Dietz, 139; Tayntor, 139; Taylor, 138; Henshaw, 136; Sayre, 130; Buhler, 129.

Military revolver championship, 25, 50 and 75 yards, five strings of five shots each distance: R. J. Sayre, 325; J. A. Dietz, 294; G. W. Williamson, 247.

## GOLF.

## AMERICAN OPEN CHAMPIONSHIP.

The games for the open championship of the United States were played on the links of the Myopia Hunt club, Hamilton, Mass., June 14 and 15. They resulted in a tie between Willie Anderson and Alexander Smith, which was played off on the 17th. Anderson winning. The score of each for the two days' play was 331. The final game deciding the championship was very close,

the winner's score standing at 85 and the loser's at 86. The championship record to date stands:

1894—Willie Dunn (New York), St. Andrews links, won by 2 up.

1895—H. Rawlins (Newport), Newport links, 173.

1896—James Foulis (Chicago), Shinnecock Hills, 152.

1897—Joe Lloyd (Essex), Wheaton links, 162.

1898—Fred Herd (Washington park), Myopia links, 328.  
 1899—W. Smith (Midlothian), Baltimore links, 315.  
 1900—H. Vardon (Ganton, England), Wheaton links, 313.  
 1901—Willie Anderson (Pittsfield, Mass.), Myopia links, 331.

## WESTERN CHAMPIONSHIP.

The games for the open golf championship of the west were played Aug. 20 on the course of the Midlothian Country club, Chicago. Lawrence Auchterlonie of the Glen View club won with a score of 160; David Bell, Midlothian, second, 162; Harry Turpie, Edgewater, third, 167. William Holabird, Jr., led the amateur class with a score of 175. In the finals for the western golf championship, played Aug. 24, Phelps B. Hoyt of the Glen View club won by defeating Bruce D. Smith 6 up and 5 to go. The previous amateur champions of the west were David R. Forgan and William Waller.

## AMERICAN AMATEUR CHAMPIONSHIP.

The games for the open amateur golf championship of the United States were played Sept. 9-21 at Atlantic City, N. J., with a week's intermission on account of the death of President McKinley. Walter J. Travis of the Garden City club of New York won by defeating Walter E. Egan of the Onwentsia club of Chicago on the final day of play by a score of 5 up and 4 to play. The championship record to date stands:  
 1894—W. G. Lawrence (Newport), Newport, R. I., medal play, 188.  
 1895—C. B. Macdonald (Chicago), Newport, R. I., 12 up, 11 to play.  
 1896—H. J. Whigham (Onwentsia), Shinnecock Hills, 3 up, 7 to play.  
 1897—H. J. Whigham (Onwentsia), Wheaton, Ill., 8 up, 6 to play.  
 1898—F. S. Douglas (Fairfield), Morristown, N. J., 5 up, 3 to play.  
 1899—H. M. Harriman (Meadowbrook), Lake Forest, Ill., 3 up, 2 to play.

## MISCELLANEOUS SPORTS.

## BOWLING.

The championship games of the American Bowling congress took place in Chicago Jan. 9-14. The prize winners in the five-men team contest were:

| Club.                            | Score. | Prize.   |
|----------------------------------|--------|----------|
| Standard, Chicago.....           | 2,720  | \$200.00 |
| Crescent, Chicago.....           | 2,692  | 160.00   |
| Interstate, Erie.....            | 2,678  | 110.00   |
| Difficulty, Belleville.....      | 2,660  | 85.00    |
| Fellowship, Chicago.....         | 2,629  | 60.00    |
| Diels, St. Louis.....            | 2,627  | 40.00    |
| Prosperity, Brooklyn.....        | 2,616  | 30.00    |
| Fidelia, New York.....           | 2,608  | 25.00    |
| <b>Two-Men Team Winners.</b>     |        |          |
|                                  | Score. | Prize.   |
| Voorhees-Starr, New York.....    | 1,203  | \$50.00  |
| Shiman-Linden, New York.....     | 1,137  | 70.00    |
| Mrosek-Langhery, Chicago.....    | 1,130  | 60.00    |
| Brill-Conklyn, Chicago.....      | 1,110  | 50.00    |
| Kiene-Bangart, Chicago.....      | 1,109  | 45.00    |
| Jay-Knox, Indianapolis.....      | 1,108  | 40.00    |
| Kenna-Haslem, Chicago.....       | 1,103  | 35.00    |
| Murray-Weber, Chicago.....       | 1,090  | 25.00    |
| Newberry-Menninger, Detroit..... | 1,087  | 20.00    |
| Reed-Collins, Columbus.....      | 1,078  | 12.50    |
| Alten-Stolke, Chicago.....       | 1,078  | 12.50    |
| Fisher-Breen, New York.....      | 1,077  | 10.00    |
| Bastian-Jaeger, Chicago.....     | 1,076  | 10.00    |

Frank Brill of the Hofmanns, Chicago,

1900—Walter J. Travis (Garden City), Garden City, L. I., 2 up.  
 1901—Walter J. Travis (Garden City), Atlantic City, N. J., 5 up, 4 to play.

## WOMEN'S CHAMPIONSHIPS.

In a women's championship tournament held on the Kenwood Country club links Miss Myrtle McAteer of Pittsburg, the champion of 1900, won the finals, played Sept. 7.

The first championship of the Western Golf association was won Sept. 28 by Miss Bessie Anthony on the Onwentsia links by a score of 3 up and 1 to play.

In the women's national golf championship tournament on the links of the Baltusrol golf club at Short Hills, N. J., Oct. 7-12, Miss Genevieve Hecker of Orange, N. J., won the first place by defeating Miss Lucy Herron of Cincinnati in the finals, 5 up and 3 to play.

## BRITISH OPEN CHAMPIONSHIP.

Final games played June 6 on Muirfield links, at Gullane, Scotland. James Braid was the winner, with a score of 309; Harry Vardon, second, 312; J. H. Taylor, third, 313. The championship record from 1890 stands:  
 1890—John Ball, Jr. (R. L. G. C.), Prestwick, 164.

1891—H. Kirkcaldy (St. Andrews), St. Andrews, 166.

1892—H. H. Hilton (R. L. G. C.), Muirfield, †305.

1893—W. Auchterlonie (St. Andrews), Prestwick, 322.

1894—J. H. Taylor (Winchester), Sandwich, 326.

1895—J. H. Taylor (Winchester), St. Andrews, 322.

1896—H. Vardon (Scarborough), Muirfield, 316.

1897—H. H. Hilton (R. L. G. C.), Muirfield, †305.

1898—H. Vardon (Scarborough), Prestwick, 307.

1899—H. Vardon (Ganton), Sandwich, 310.

1900—J. H. Taylor (Richmond), St. Andrews, 309.

1901—James Braid (Romford), Muirfield, 309.  
 \*Amateur. †Changed to 72 holes.

won the individual championship. The scores of the first ten men in this event follow:

|                             | 1st. | 2d. | 3d. | 4th. |
|-----------------------------|------|-----|-----|------|
| Frank Brill, Chicago.....   | 212  | 237 | 199 | 648  |
| J. Koster, New York.....    | 224  | 207 | 190 | 621  |
| P. H. Hurson, Chicago.....  | 210  | 175 | 221 | 606  |
| B. D. Jones, Chicago.....   | 166  | 235 | 205 | 606  |
| H. G. Alton, Chicago.....   | 185  | 156 | 255 | 596  |
| G. Williamson, Brook'n..... | 202  | 158 | 233 | 593  |
| H. Saxbe, Columbus.....     | 193  | 179 | 215 | 592  |
| C. Schaefer.....            | 184  | 176 | 220 | 580  |
| E. Silver, New York.....    | 217  | 181 | 181 | 579  |
| B. Koster, Erie, Pa.....    | 189  | 185 | 203 | 577  |

Miss Elizabeth Jeschke of Lake View won the championship for women.

The officers of the congress are: President, Godfred Langhery; secretary, Samuel Karpf; treasurer, George Strack.

## HOCKEY.

The Victoria Hockey club of Winnipeg won the Manitoba and Northwest association championship, and in the games for the Stanley cup at Montreal played Jan. 29 and 31, won by scores of 4 to 3 and 2 to 1. In the Canadian Amateur Hockey league series the Ottawas were victorious with seven games won, one drawn and one lost. The sport made considerable progress in

the United States, especially in the east. The Crescent club won the American league championship series, the score standing:

|                              | Won. | Tied. | Lost. |
|------------------------------|------|-------|-------|
| Crescent .....               | 8    | —     | 2     |
| N. Y. A. C. ....             | 7    | —     | 3     |
| St. Nicholas.....            | 4    | 3     | 4     |
| Brooklyn .....               | 4    | 1     | 6     |
| Hockey Club of New York..... | 3    | 1     | 6     |
| Quaker City.....             | 2    | 1     | 8     |

Pittsburg won the Western Pennsylvania league series, while Yale carried off championship honors in the Intercollegiate league, with Brown second and Princeton, Columbia and Pennsylvania in the order named. Canadian vs. American games resulted as follows:

Queen's university, 1; Pittsburg A. C., 0. Victorias, 6; Pittsburg A. C., 2. Ottawas, 3; New York A. C., 1. Ottawas, 5; All-New York, 1.

### LAWN TENNIS.

Dwight F. Davis and Holcomb Ward won the national championship in doubles for the third time, and thus became the owners of the trophies successfully defended by them. They went to England and tried to wrest the British championship from the Doherty brothers, but in the finals, played July 3, were defeated, 6-2, 4-6, 6-3, 9-7. The games took place at Wimbledon.

In the western championship games, played on the courts of the Kenwood Country club July 8-13, Little and Alexander of Princeton defeated Collins and Waldner, the western champions of 1900. R. D. Little won the championship in singles from Kreigh Collins. Final score in doubles: 6-1, 6-2, 6-4. Final score in singles: 3-6, 6-2, 6-2.

In the national championship tournament at Newport Little and Alexander were defeated Aug. 13 by Ware and Wright. Score: 6-1, 2-6, 6-0, 4-6, 6-1. On Aug. 14 Ware and Wright were defeated by the champions, Davis and Ward. Score in finals: 6-3, 9-7, 6-1.

William A. Larned won the national championship in singles at Newport Aug. 21 by defeating Beals C. Wright in a four-set match, 6-2, 6-8, 8-6, 6-4. Whitman, the champion in 1900, did not defend his title.

W. A. Larned won the Canadian championship in singles at Niagara on the Lake, Ont., July 12.

### SKATING.

The amateur speed skating championship meet held at Montreal resulted as follows: 220 Yards—Fred J. Robson, Royal Canadian B. C., Toronto, first; Larry C. Piper, Y. M. C. A., Toronto, second; W. Caldwell, Montreal A. A., third. Time, 20 2-5 seconds.

One Mile—C. Bellefeuille, Rat Portage, first; A. E. Pilhie, Montreal A. A., second; James Drury, Montreal A. A., third. Time, 2 minutes 53 3-5 seconds.

880 Yards—James Drury, Montreal, first; W. Caldwell, Montreal, second; F. J. Robson, Toronto, third. Time, 1 minute 27 2-5 seconds.

Three Miles—Z. P. St. Marie, Montreal, first; F. R. Sagar, New York, second; E. A. Thomas, New York, third. Time, 9 minutes 12 seconds.

Five Miles—E. A. Thomas, New York A. C., first; A. E. Pilhie, Montreal, second; B. Spencer, Montreal, third. Time, 16 minutes 56 2-5 seconds.

### BASKET BALL.

The games for the National Amateur Athletic union championship were held in Chicago March 5-12. The following teams entered: Company E, Fond du Lac, Wis.; Silent Five, New York city; Ravenswood Y. M. C. A., Chicago; Stevens Point, Stevens Point, Wis.; Company I, Kenton, O.; West Side Y. M. C. A., Chicago; University of Minnesota, Minneapolis; University of Nebraska, Lincoln, Neb. Ravenswood won with Fond du Lac second.

The Pan-American interscholastic championship games at Buffalo July 12 resulted in favor of the Holyoke high school team at Holyoke, Mass.

The Seventeenth Separate company won the metropolitan championship series played at Flushing April 8-24.

### SWIMMING.

The Amateur Athletic union championship events took place at Buffalo July 9. E. C. Schaeffer of Reading, Pa., won the 100, 220 and 440 yard events. He made the last distance in 6 minutes and 26 seconds, the record for America. Otto Walle established new American records for distances from 660 yards up to a mile, as follows: 660 yards, 10 min. 37½ sec.; old mark, 10 min. 47 sec. 880 yards, 14 min. 21½ sec.; old mark, 14 min. 33 sec. 1,100 yards, 17 min. 59½ sec.; old mark, 18 min. 31½ sec. 1,320 yards, 21 min. 47½ sec.; old mark, 22 min. 45½ sec. 1,540 yards, 25 min. 24 sec.; old mark, 26 min. 18 sec. one mile, 28 min. 52½ sec.; old mark, 29 min. 51½ sec.

### SKAT.

The fourth annual congress of the North American Skat league took place in Chicago May 12, 13 and 14. The first prize was won by F. W. Koenig of LaSalle, Ill., the second by Lawrence Damm of Detroit, Mich., and the third by J. E. Green of East St. Louis, Ill. The highest score was made by Max Stern of Chicago—240 points, the limit of the game at single play. The officers of the league are: President, Julius Schiller, Chicago; vice-president, Joseph Guehrer, Detroit; treasurer, Charles P. Hagerdorn, Chicago; secretary, A. R. Brandt, Chicago; directors, Robert Schiller of Milwaukee, Richard Werner of Cincinnati, Leopold Schmalz of St. Louis and Dr. Emil Martin of Indianapolis.

### CRICKET.

Chicago won the championship of the Northwestern Cricket association in a series of games played at Chicago in the third week in August. The record of games won and lost by the competing teams follows:

| Team.           | Played. | Won. | Lost. |
|-----------------|---------|------|-------|
| Chicago .....   | 3       | 3    | 0     |
| Manitoba .....  | 3       | 2    | 1     |
| Minnesota ..... | 3       | 1    | 2     |
| St. Louis.....  | 3       | 0    | 3     |

### LAKE STEAMERS' RACE.

On June 4, 1901, the sidewheel steamers City of Erie, plying between Cleveland and Buffalo, and the Tashmoo, a Detroit river craft, raced a distance of 94½ miles on Lake Erie, from Cleveland to Presque Isle, The City of Erie won by 45 seconds, the running time being 4 hours 19 minutes and 9 seconds; highest speed for one hour, 22 7-32 miles. The race was for a purse of \$1,000.

## THE PRESIDENT'S MESSAGE.

(Delivered to the first session of the Fifty-Seventh Congress.)

To the Senate and House of Representatives: The congress assembles this year under the shadow of a great calamity. On the 6th of September President McKinley was shot by an anarchist while attending the Pan-American exposition at Buffalo, and died in that city on the 14th of that month.

Of the last seven elected presidents he is the third who has been murdered, and the bare recital of this fact is sufficient to justify grave alarm among all loyal American citizens. Moreover, the circumstances of this, the third assassination of an American president, have a peculiarly sinister significance. Both President Lincoln and President Garfield were killed by assassins of types unfortunately not uncommon in history; President Lincoln falling a victim to the terrible passions aroused by four years of civil war and President Garfield to the revengeful vanity of a disappointed office-seeker. President McKinley was killed by an utterly depraved criminal, belonging to that body of criminals who object to all governments, good and bad alike, who are against any form of popular liberty if it is guaranteed by even the most just and liberal laws, and who are as hostile to the upright exponent of a free people's sober will as to the tyrannical and irresponsible despot.

It is not too much to say that at the time of President McKinley's death he was the most widely loved man in all the United States, while we have never had any public man of his position who has been so wholly free from the bitter animosities incident to public life. His political opponents were the first to bear the heartiest and most generous tribute to the broad kindness of nature, the sweetness and gentleness of character which so endeared him to his close associates. To a standard of lofty integrity in public life he united the tender affections and home virtues which are all-important in the make-up of national character. A gallant soldier in the great war for the union, he also shone as an example to all our people because of his conduct in the most sacred and intimate of home relations. There could be no personal hatred of him, for he never acted with aught but consideration for the welfare of others. No one could fail to respect him who knew him in public or private life. The defenders of those murderous criminals who seek to excuse their criminality by asserting that it is exercised for political ends inveigh against wealth and irresponsible power. But for this assassination even this base apology cannot be urged.

President McKinley was a man of moderate means, a man whose stock sprang from the sturdy tillers of the soil, who had himself belonged among the wage-workers, who had entered the army as a private soldier. Wealth was not struck at when the president was assassinated, but the honest toil which is content with moderate gains after a lifetime of unremitting labor, largely in the service of the public. Still less was power struck at in the sense that power is irresponsible or centered in the hands of any one individual. The blow was not aimed at tyranny or wealth. It was aimed at one of the strongest champions the wage-worker has ever had: at one of the most faithful representatives of the system of public

rights and representative government who have ever risen to public office. President McKinley filled that political office for which the entire people vote, and no president—not even Lincoln himself—was ever more earnestly anxious to represent the well-thought-out wishes of the people; his one anxiety in every crisis was to keep in closest touch with the people—to find out what they thought and to endeavor to give expression to their thought, after having endeavored to guide that thought aright. He had just been re-elected to the presidency because the majority of our citizens, the majority of our farmers and wage-workers, believed that he had faithfully upheld their interests for four years. They felt themselves in close and intimate touch with him. They felt that he represented so well and so honorably all their ideals and aspirations that they wished him to continue for another four years to represent them.

And this was the man at whom the assassin struck! That there might be nothing lacking to complete the Judas-like infamy of his act, he took advantage of an occasion when the president was meeting the people generally; and, advancing as if to take the hand outstretched to him in kindly and brotherly fellowship, he turned the noble and generous confidence of the victim into an opportunity to strike the fatal blow. There is no baser deed in all the annals of crime.

The shock, the grief of the country, are bitter in the minds of all who saw the dark days while the president yet hovered between life and death. At last the light was stilled in the kindly eyes and the breath went from the lips that even in mortal agony uttered no words save of forgiveness to his murderer, of love for his friends and of unflinching trust in the will of the Most High. Such a death, crowning the glory of such a life, leaves us with infinite sorrow, but with such pride in what he had accomplished and in his own personal character that we feel the blow not as struck at him but as struck at the nation. We mourn a good and great president who is dead; but while we mourn we are lifted up by the splendid achievements of his life and the grand heroism with which he met his death.

## MENACE OF ANARCHY.

When we turn from the man to the nation the harm done is so great as to excite our gravest apprehensions and to demand our wisest and most resolute action. This criminal was a professed anarchist, inflamed by the teachings of professed anarchists and probably also by the reckless utterances of those who, on the stump and in the public press, appeal to the dark and evil spirits of malice and greed, envy and sullen hatred. The wind is sowed by the men who teach such doctrines, and they cannot escape their share of the responsibility for the whirlwind that is reaped. This applies alike to the deliberate demagogue, to the exploiter of sensationalism and to the crude and foolish visionary who, for whatever reason, apologizes for crime or excites aimless discontent.

The blow was aimed not at this president, but at all presidents; at every symbol of government. President McKinley was as emphatically the embodiment of the popu-

lar will of the nation expressed through the forms of law as a New England town meeting is in similar fashion the embodiment of the law-abiding purpose and practice of the people of the town. On no conceivable theory could the murder of the president be accepted as due to protest against "inequalities in the social order," save as the murder of all the freemen engaged in a town meeting could be accepted as a protest against that social inequality which puts a malefactor in jail. Anarchy is no more an expression of "social discontent" than picking pockets or wife-beating.

The anarchist, and especially the anarchist in the United States, is merely one type of criminal, more dangerous than any other because he represents the same depravity in a greater degree. The man who advocates anarchy directly or indirectly, in any shape or fashion, or the man who apologizes for anarchists and their deeds, makes himself morally accessory to murder before the fact. The anarchist is a criminal whose perverted instincts lead him to prefer confusion and chaos to the most beneficent form of social order. His protest of concern for workmen is outrageous in its impudent falsity; for if the political institutions of this country do not afford opportunity to every honest and intelligent son of toil, then the door of hope is forever closed against him. The anarchist is everywhere not merely the enemy of system and of progress, but the deadly foe of liberty. If ever anarchy is triumphant, its triumph will last for but one red moment, to be succeeded for ages by the gloomy night of despotism.

For the anarchist himself, whether he preaches or practices his doctrines, we need not have one particle more concern than for any ordinary murderer. He is not the victim of social or political injustice. There are no wrongs to remedy in his case. The cause of his criminality is to be found in his own evil passions and in the evil conduct of those who urge him on, not in any failure by others or by the state to do justice to him or his. He is a malefactor and nothing else. He is in no sense, in no shape or way, a "product of social conditions," save as a highwayman is "produced" by the fact that an unarmed man happens to have a purse. It is a travesty upon the great and holy names of liberty and freedom to permit them to be invoked in such a cause. No man or body of men preaching anarchistic doctrines should be allowed at large any more than if preaching the murder of some specified private individual. Anarchistic speeches, writings and meetings are essentially seditious and treasonable.

I earnestly recommend to the congress that in the exercise of its wise discretion it should take into consideration the coming to this country of anarchists or persons professing principles hostile to all government and justifying the murder of those placed in authority. Such individuals as those who not long ago gathered in open meeting to glorify the murder of King Humbert of Italy perpetrate a crime and the law should insure their rigorous punishment. They and those like them should be kept out of this country; and if found here they should be promptly deported to the country whence they came; and far-reaching provision should be made for the punishment of those who stay. No matter calls more urgently for the wisest thought of the congress.

The federal courts should be given juris-

diction over any man who kills or attempts to kill the president or any man who by the constitution or by law is in line of succession for the presidency, while the punishment for an unsuccessful attempt should be proportioned to the enormity of the offense against our institutions.

Anarchy is a crime against the whole human race, and all mankind should band against the anarchist. His crime should be made an offense against the law of nations, like piracy and that form of man-stealing known as the slave trade, for it is of far blacker infamy than either. It should be so declared by treaties among all civilized powers. Such treaties would give to the federal government the power of dealing with the crime.

A grim commentary upon the folly of the anarchist position was afforded by the attitude of the law toward this very criminal who had just taken the life of the president. The people would have torn him limb from limb if it had not been that the law he defied was at once invoked in his behalf. So far from his deed being committed on behalf of the people against the government, the government was obliged at once to exert its full police power to save him from instant death at the hands of the people. Moreover, his deed worked not the slightest dislocation in our governmental system, and the danger of a recurrence of such deeds, no matter how great it might grow, would work only in the direction of strengthening and giving harshness to the forces of order. No man will ever be restrained from becoming president by any fear as to his personal safety. If the risk to the president's life became great it would mean that the office would more and more come to be filled by men of a spirit which would make them resolute and merciless in dealing with every friend of disorder. This great country will not fall into anarchy, and if anarchists should ever become a serious menace to its institutions they would not merely be stamped out but would involve in their own ruin every active or passive sympathizer with their doctrines. The American people are slow to wrath, but when their wrath is once kindled it burns like a consuming flame.

#### CORPORATIONS AND TRUSTS.

During the last five years business confidence has been restored and the nation is to be congratulated because of its present abounding prosperity. Such prosperity can never be created by law alone, although it is easy enough to destroy it by mischievous laws. If the hand of the Lord is heavy upon any country, if flood or drought comes, human wisdom is powerless to avert the calamity. Moreover, no law can guard us against the consequences of our own folly. The men who are idle or credulous, the men who seek gains not by genuine work with head or hand but by gambling in any form, are always a source of menace not only to themselves but to others. If the business world loses its head it loses what legislation cannot supply. Fundamentally the welfare of each citizen, and therefore the welfare of the aggregate of citizens which makes the nation, must rest upon individual thrift and energy, resolution and intelligence. Nothing can take the place of this individual capacity; but wise legislation and honest and intelligent administration can give it the fullest scope, the largest opportunity to work to good effect.

The tremendous and highly complex industrial development which went on with

ever accelerated rapidity during the latter half of the nineteenth century brings us face to face, at the beginning of the twentieth, with very serious social problems. The old laws and the old customs which had almost the binding force of law were once quite sufficient to regulate the accumulation and distribution of wealth. Since the industrial changes which have so enormously increased the productive power of mankind they are no longer sufficient.

The growth of cities has gone on beyond comparison faster than the growth of the country, and the upbuilding of the great industrial centers has meant a startling increase not merely in the aggregate of wealth but in the number of very large individual and especially of very large corporate fortunes. The creation of these great corporate fortunes has not been due to the tariff nor to any other governmental action, but to natural causes in the business world, operating in other countries as they operate in our own.

The process has aroused much antagonism, a great part of which is wholly without warrant. It is not true that as the rich have grown richer the poor have grown poorer. On the contrary, never before has the average man, the wage-worker, the farmer, the small trader, been so well off as in this country and at the present time. There have been abuses connected with the accumulation of wealth; yet it remains true that a fortune accumulated in legitimate business can be accumulated by the person specially benefited only on condition of conferring immense incidental benefits upon others. Successful enterprise, of the type which benefits all mankind, can only exist if the conditions are such as to offer great prizes as the rewards of success.

The captains of industry who have driven the railway systems across this continent, who have built up our commerce, who have developed our manufactures, have on the whole done great good to our people. Without them the material development of which we are so justly proud could never have taken place. Moreover, we should recognize the immense importance to this material development of leaving as unhampered as is compatible with the public good the strong and forceful men upon whom the success of business operations inevitably rests. The slightest study of business conditions will satisfy any one capable of forming a judgment that the personal equation is the most important factor in a business operation; that the business ability of a man at the head of any business concern, big or little, is usually the factor which fixes the gulf between striking success and hopeless failure.

An additional reason for caution in dealing with corporations is to be found in the international commercial conditions of to-day. The same business conditions which have produced the great aggregations of corporate and individual wealth have made them very potent factors in international commercial competition. Business concerns which have the largest means at their disposal and are managed by the ablest men are naturally those which take the lead in the strife for commercial supremacy among the nations of the world. America has only just begun to assume that commanding position in the international business world which we believe will more and more be hers. It is of the utmost importance that this position be not jeopardized, especially at a time when the overflowing abundance of our own natural

resources and the skill, business energy and mechanical aptitude of our people make foreign markets essential. Under such conditions it would be most unwise to cramp or fetter the youthful strength of our nation.

Moreover, it cannot too often be pointed out that to strike with ignorant violence at the interests of one set of men almost inevitably endangers the interests of all. The fundamental rule in our national life—the rule which underlies all others—is that, on the whole and in the long run, we shall go up or down together. There are exceptions; and in times of prosperity some will prosper far more, and in times of adversity some will suffer far more, than others; but, speaking generally, a period of good times means that all share more or less in them, and in a period of hard times all feel the stress to a greater or less degree. It surely ought not to be necessary to enter into any proof of this statement; the memory of the lean years which began in 1893 is still vivid, and we can contrast them with the conditions in this very year which is now closing. Disaster to great business enterprises can never have its effects limited to the men at the top. It spreads throughout, and, while it is bad for everybody, it is worst for those farthest down. The capitalist may be shorn of his luxury, but the wage-workers may be deprived of even bare necessities.

The mechanism of modern business is so delicate that extreme care must be taken not to interfere with it in a spirit of rashness or ignorance. Many of those who have made it their vocation to denounce the great industrial combinations which are popularly, although with technical inaccuracy, known as "trusts," appeal especially to hatred and fear. These are precisely the two emotions, particularly when combined with ignorance, which unfit men for the exercise of cool and steady judgment. In facing new industrial conditions the whole history of the world shows that legislation will generally be both unwise and ineffective unless undertaken after calm inquiry and with sober self-restraint. Much of the legislation directed at the trusts would have been exceedingly mischievous had it not also been entirely ineffective. In accordance with a well-known sociological law, the ignorant or reckless agitator has been the really effective friend of the evils which he has been nominally opposing. In dealing with business interests, for the government to undertake by crude and ill-considered legislation to do what may turn out to be bad would be to incur the risk of such far-reaching national disaster that it would be preferable to undertake nothing at all. The men who demand the impossible or the undesirable serve as the allies of the forces with which they are nominally at war, for they hamper those who would endeavor to find out in rational fashion what the wrongs really are and to what extent and in what manner it is practicable to apply remedies.

All this is true; and yet it is also true that there are real and grave evils, one of the chief being overcapitalization, because of its many baleful consequences; and a resolute and practical effort must be made to correct these evils.

There is a widespread conviction in the minds of the American people that the great corporations known as trusts are in certain of their features and tendencies hurtful to the general welfare. This springs from no

spirit of envy or uncharitableness, nor lack of pride in the great industrial achievements that have placed this country at the head of the nations struggling for commercial supremacy. It does not rest upon a lack of intelligent appreciation of the necessity of meeting changing and changed conditions of trade with new methods, nor upon ignorance of the fact that combination of capital in the effort to accomplish great things is necessary when the world's progress demands that great things be done. It is based upon sincere conviction that combination and concentration should be not prohibited but supervised and within reasonable limits controlled; and in my judgment this conviction is right.

It is no limitation upon property rights or freedom of contract to require that, when men receive from government the privilege of doing business under corporate form which frees them from individual responsibility and enables them to call into their enterprise the capital of the public, they shall do so upon absolutely truthful representations as to the value of the property in which the capital is to be invested. Corporations engaged in interstate commerce should be regulated if they are found to exercise a license working to the public injury. It should be as much the aim of those who seek for social betterment to rid the business world of crimes of cunning as to rid the entire body politic of crimes of violence. Great corporations exist only because they are created and safeguarded by our institutions; and it is therefore our right and our duty to see that they work in harmony with these institutions.

The first essential in determining how to deal with the great industrial combinations is knowledge of the facts—publicity. In the interest of the public the government should have the right to inspect and examine the workings of the great corporations engaged in interstate business. Publicity is the only sure remedy which we can now invoke. What further remedies are needed in the way of governmental regulation or taxation can only be determined after publicity has been obtained by process of law and in the course of administration. The first requisite is knowledge, full and complete—knowledge which may be made public to the world.

Artificial bodies, such as corporations and joint stock or other associations, depending upon statutory law for their existence or privileges, should be subject to proper governmental supervision and full and accurate information as to their operations should be made public regularly at reasonable intervals.

The large corporations, commonly called trusts, though organized in one state, always do business in many states, and often do very little business in the state where they are incorporated. There is utter lack of uniformity in the state laws about them; and as no state has any exclusive interest in or power over their acts it has in practice proved impossible to get adequate regulation through state action. Therefore, in the interest of the whole people, the nation should, without interfering with the power of the states in the matter itself, also assume power of supervision and regulation over all corporations doing an interstate business. This is especially true where the corporation derives a portion of its wealth from the existence of some monopolistic element or tendency in its business. There would be no hardship in such supervision; banks are subject to it, and in their case it

is now accepted as a simple matter of course. Indeed, it is probable that supervision of corporations by the national government need not go so far as is now the case with the supervision exercised over them by so conservative a state as Massachusetts in order to produce excellent results.

When the constitution was adopted at the end of the eighteenth century no human wisdom could foretell the sweeping changes, alike in industrial and political conditions, which were to take place by the beginning of the twentieth century. At that time it was accepted as a matter of course that the several states were the proper authorities to regulate, so far as was then necessary, the comparatively insignificant and strictly localized corporate bodies of the day. The conditions are now wholly different and wholly different action is called for. I believe that a law can be framed which will enable the national government to exercise control along the lines above indicated; profiting by the experience gained through the passage and administration of the interstate-commerce act. If, however, the judgment of the congress is that it lacks the constitutional power to pass such an act, then a constitutional amendment should be submitted to confer the power.

#### SECRETARY OF COMMERCE.

There should be created a cabinet officer, to be known as secretary of commerce and industries, as provided in the bill introduced at the last session of the congress. It should be his province to deal with commerce in its broadest sense, including among many other things whatever concerns labor and all matters affecting the great business corporations and our merchant marine.

The course proposed is one phase of what should be a comprehensive and far-reaching scheme of constructive statesmanship for the purpose of broadening our markets, securing our business interests on a safe basis and making firm our new position in the international industrial world; while scrupulously safeguarding the rights of the wage-worker and capitalist, of investor and private citizen, so as to secure equality as between man and man in this republic.

#### CHINESE EXCLUSION.

With the sole exception of the farming interest no one matter is of such vital moment to our whole people as the welfare of the wage-workers. If the farmer and the wage-worker are well off it is absolutely certain that all others will be well off, too. It is therefore a matter for hearty congratulation that on the whole wages are higher to-day in the United States than ever before in our history, and far higher than in any other country. The standard of living is also higher than ever before. Every effort of legislator and administrator should be bent to secure the permanency of this condition of things and its improvement wherever possible. Not only must our labor be protected by the tariff, but it should also be protected so far as it is possible from the presence in this country of any laborers brought over by contract, or of those who, coming freely, yet represent a standard of living so depressed that they can undersell our men in the labor market and drag them to a lower level. I regard it as necessary, with this end in view, to re-enact immediately the law excluding Chinese laborers and to strengthen it wherever necessary in order to make its enforcement entirely effective.



## OTHER LABOR LEGISLATION.

The national government should demand the highest quality of service from its employees; and in return it should be a good employer. If possible, legislation should be passed in connection with the interstate commerce law which will render effective the efforts of different states to do away with the competition of convict contract labor in the open labor market. So far as practicable under the conditions of government work, provision should be made to render the enforcement of the eight-hour law easy and certain. In all industries carried on directly or indirectly for the United States government women and children should be protected from excessive hours of labor, from night work and from work under unsanitary conditions. The government should provide in its contracts that all work should be done under "fair" conditions, and in addition to setting a high standard should uphold it by proper inspection, extending if necessary to the subcontractors. The government should forbid all night work for women and children as well as excessive overtime. For the District of Columbia a good factory law should be passed; and, as a powerful indirect aid to such laws, provision should be made to turn the inhabited alleys, the existence of which is a reproach to our capital city, into minor streets, where the inhabitants can live under conditions favorable to health and morals.

American wage-workers work with their heads as well as their hands. Moreover, they take a keen pride in what they are doing, so that, independent of the reward, they wish to turn out a perfect job. This is the great secret of our success in competition with the labor of foreign countries.

The most vital problem with which this country, and, for that matter, the whole civilized world, has to deal is the problem which has for one side the betterment of social conditions, moral and physical, in large cities, and for another side the effort to deal with that tangle of far-reaching questions which we group together when we speak of "labor." The chief factor in the success of each man—wage-worker, farmer and capitalist alike—must ever be the sum total of his own individual qualities and abilities. Second only to this comes the power of acting in combination or association with others. Very great good has been and will be accomplished by associations or unions of wage-workers, when managed with forethought and when they combine insistence upon their own rights with law-abiding respect for the rights of others. The display of these qualities in such bodies is a duty to the nation no less than to the associations themselves. Finally, there must also in many cases be action by the government in order to safeguard the rights and interests of all. Under our constitution there is much more scope for such action by the state and the municipality than by the nation. But on points such as those touched on above the national government can act.

When all is said and done, the rule of brotherhood remains as the indispensable prerequisite to success in the kind of national life for which we strive. Each man must work for himself, and unless he so works no outside help can avail him; but each man must remember also that he is indeed his brother's keeper, and that, while no man who refuses to walk can be carried with advantage to himself or any one else, yet that each at times stumbles or halts,

that each at times needs to have the helping hand outstretched to him. To be permanently effective aid must always take the form of helping a man to help himself; and we can all best help ourselves by joining together in the work that is of common interest to all.

## IMMIGRATION LAWS.

Our present immigration laws are unsatisfactory. We need every honest and efficient immigrant fitted to become an American citizen, every immigrant who comes here to stay, who brings here a strong body, a stout heart, a good head and a resolute purpose to do his duty well in every way and to bring up his children as law-abiding and God-fearing members of the community. But there should be a comprehensive law enacted with the object of working a threefold improvement over our present system. First, we should aim to exclude absolutely not only all persons who are known to be believers in anarchistic principles or members of anarchistic societies, but also all persons who are of a low moral tendency or of unsavory reputation. This means that we should require a more thorough system of inspection abroad and a more rigid system of examination at our immigration ports, the former being especially necessary.

The second object of a proper immigration law ought to be to secure by a careful and not merely perfunctory educational test some intelligent capacity to appreciate American institutions and act sanely as American citizens. This would not keep out all anarchists, for many of them belong to the intelligent criminal class. But it would do what is also in point—that is, tend to decrease the sum of ignorance, so potent in producing the envy, suspicion, malignant passion and hatred of order out of which anarchistic sentiment inevitably springs. Finally, all persons should be excluded who are below a certain standard of economic fitness to enter our industrial field as competitors with American labor. There should be proper proof of personal capacity to earn an American living and enough money to insure a decent start under American conditions. This would stop the influx of cheap labor and the resulting competition which gives rise to so much of bitterness in American industrial life, and it would dry up the springs of the pestilential social conditions in our great cities, where anarchistic organizations have their greatest possibility of growth.

Both the educational and economic tests in a wise immigration law should be designed to protect and elevate the general body, politic and social. A very close supervision should be exercised over the steamship companies which mainly bring over the immigrants, and they should be held to a strict accountability for any infraction of the law.

## TARIFF AND RECIPROCITY.

There is general acquiescence in our present tariff system as a national policy. The first requisite to our prosperity is the continuity and stability of this economic policy. Nothing could be more unwise than to disturb the business interests of the country by any general tariff change at this time. Doubt, apprehension, uncertainty, are exactly what we most wish to avoid in the interest of our commercial and material well-being. Our experience in the past has shown that sweeping revisions of the tariff are apt to produce conditions closely approaching panic in the business world. Yet

it is not only possible, but eminently desirable, to combine with the stability of our economic system a supplementary system of reciprocal benefit and obligation with other nations. Such reciprocity is an incident and result of the firm establishment and preservation of our present economic policy. It was specially provided for in the present tariff law.

Reciprocity must be treated as the hand-maiden of protection. Our first duty is to see that the protection granted by the tariff in every case where it is needed is maintained and that reciprocity be sought for so far as it can safely be done without injury to our home industries. Just how far this is must be determined according to the individual case, remembering always that every application of our tariff policy to meet our shifting national needs must be conditioned upon the cardinal fact that the duties must never be reduced below the point that will cover the difference between the labor cost here and abroad. The well-being of the wage-worker is a prime consideration of our entire policy of economic legislation.

Subject to this proviso of the proper protection necessary to our industrial well-being at home, the principle of reciprocity must command our hearty support. The phenomenal growth of our export trade emphasizes the urgency of the need for wider markets and for a liberal policy in dealing with foreign nations. Whatever is merely petty and vexatious in the way of trade restrictions should be avoided. The customers to whom we dispose of our surplus products in the long run, directly or indirectly, purchase those surplus products by giving us something in return. Their ability to purchase our products should as far as possible be secured by so arranging our tariff as to enable us to take from them those products which we can use without harm to our own industries and labor or the use of which will be of marked benefit to us.

It is most important that we should maintain the high level of our present prosperity. We have now reached the point in the development of our interests where we are not only able to supply our own markets but to produce a constantly growing surplus for which we must find markets abroad. To secure these markets we can utilize existing duties in any case where they are no longer needed for the purpose of protection, or in any case where the article is not produced here and the duty is no longer necessary for revenue, as giving us something to offer in exchange for what we ask. The cordial relations with other nations which are so desirable will naturally be promoted by the course thus required by our own interests.

The natural line of development for a policy of reciprocity will be in connection with those of our productions which no longer require all of the support once needed to establish them upon a sound basis and with those others where either because of natural or of economic causes we are beyond the reach of successful competition.

I ask the attention of the senate to the reciprocity treaties laid before it by my predecessor.

#### SHIP SUBSIDIES.

The condition of the American merchant marine is such as to call for immediate remedial action by congress. It is discreditable to us as a nation that our merchant marine should be utterly insignificant in comparison to that of other nations which we overtop in other forms of business. We should not longer submit to conditions un-

der which only a trifling portion of our great commerce is carried in our own ships. To remedy this state of things would not only merely serve to build up our shipping interests, but it would also result in benefit to all who are interested in the permanent establishment of a wider market for American products and would provide an auxiliary force for the navy. Ships work for their own countries just as railroads work for their terminal points. Shipping lines if established to the principal countries with which we have dealings would be of political as well as commercial benefit. From every standpoint it is unwise for the United States to continue to rely upon the ships of competing nations for the distribution of our goods. It should be made advantageous to carry American goods in American-built ships.

At present American shipping is under certain great disadvantages when put in competition with the shipping of foreign countries. Many of the fast foreign steamships, at a speed of fourteen knots or above, are subsidized; and all our ships, sailing vessels and steamers alike, cargo carriers of slow speed and mail carriers of high speed, have to meet the fact that the original cost of building American ships is greater than is the case abroad; that the wages paid American officers and seamen are very much higher than those paid the officers and seamen of foreign competing countries, and that the standard of living on our ships is far superior to the standard of living on the ships of our commercial rivals.

Our government should take such action as will remedy these inequalities. The American merchant marine should be restored to the ocean.

#### NATIONAL FINANCES.

The act of March 14, 1900, intended unequivocally to establish gold as the standard money and to maintain at a parity therewith all forms of money medium in use with us, has been shown to be timely and judicious. The price of our government bonds in the world's market, when compared with the price of similar obligations issued by other nations, is a flattering tribute to our public credit. This condition it is evidently desirable to maintain.

In many respects the national banking law furnishes sufficient liberty for the proper exercise of the banking function, but there seems to be need of better safeguards against the deranging influence of commercial crises and financial panics. Moreover, the currency of the country should be made responsive to the demands of our domestic trade and commerce.

The collections from duties on imports and internal taxes continue to exceed the ordinary expenditures of the government, thanks mainly to the reduced army expenditures. The utmost care should be taken not to reduce the revenues so that there will be any possibility of a deficit; but, after providing against any such contingency, means should be adopted which will bring the revenues more nearly within the limit of our actual needs. In his report to the congress the secretary of the treasury considers all these questions at length, and I ask your attention to the report and recommendations.

I call special attention to the need of strict economy in expenditures. The fact that our national needs forbid us to be niggardly in providing whatever is actually necessary to our well-being should make us doubly careful to husband our national re-

sources, as each of us husbands his private resources, by scrupulous avoidance of anything like wasteful or reckless expenditure. Only by avoiding spending money on what is needless or unjustifiable can we legitimately keep our income to the point required to meet our needs that are genuine.

#### INTERSTATE COMMERCE.

In 1887 a measure was enacted for the regulation of interstate railways, commonly known as the interstate commerce act. The cardinal provisions of that act were that railway rates should be just and reasonable and that all shippers, localities and commodities should be accorded equal treatment. A commission was created and endowed with what were supposed to be the necessary powers to execute the provisions of this act.

The law was largely an experiment. Experience has shown the wisdom of its purposes, but has also shown, possibly, that some of its requirements are wrong, certainly that the means devised for the enforcement of its provisions are defective. Those who complain of the management of the railways allege that established rates are not maintained; that rebates and similar devices are habitually resorted to; that these preferences are usually in favor of the large shipper; that they drive out of business the smaller competitor; that while many rates are too low, many others are excessive, and that gross preferences are made, affecting both localities and commodities. Upon the other hand, the railways assert that the law by its very terms tends to produce many of these illegal practices by depriving carriers of that right of concerted action which they claim is necessary to establish and maintain nondiscriminating rates.

The act should be amended. The railway is a public servant. Its rates should be just to and open to all shippers alike. The government should see to it that within its jurisdiction this is so and should provide a speedy, inexpensive and effective remedy to that end. At the same time it must not be forgotten that our railways are the arteries through which the commercial lifeblood of this nation flows. Nothing could be more foolish than the enactment of legislation which would unnecessarily interfere with the development and operation of these commercial agencies. The subject is one of great importance and calls for the earnest attention of the congress.

#### AGRICULTURE.

The department of agriculture during the past fifteen years has steadily broadened its work on economic lines and has accomplished results of real value in upbuilding domestic and foreign trade. It has gone into new fields until it is now in touch with all sections of our country and with two of the island groups that have lately come under our jurisdiction, whose people must look to agriculture as a livelihood. It is searching the world for grains, grasses, fruits and vegetables specially fitted for introduction into localities in the several states and territories where they may add materially to our resources. By scientific attention to soil survey and possible new crops, to breeding of new varieties of plants, to experimental shipments, to animal industry and applied chemistry, very practical aid has been given our farming and stock-growing interests. The products of the farm have taken an unprecedented place in our export trade during the year that has just closed.

#### FOREST RESERVES.

Public opinion throughout the United States has moved steadily toward a just appreciation of the value of forests, whether planted or of natural growth. The great part played by them in the creation and maintenance of the national wealth is now more fully realized than ever before.

Wise forest protection does not mean the withdrawal of forest resources, whether of wood, water or grass, from contributing their full share to the welfare of the people, but, on the contrary, gives the assurance of larger and more certain supplies. The fundamental idea of forestry is the perpetuation of forests by use. Forest protection is not an end of itself; it is a means to increase and sustain the resources of our country and the industries which depend upon them. The preservation of our forests is an imperative business necessity. We have come to see clearly that whatever destroys the forest, except to make way for agriculture, threatens our well-being.

The practical usefulness of the national forest reserves to the mining, grazing, irrigation and other interests of the region in which the reserves lie has led to a widespread demand by the people of the west for their protection and extension. The forest reserves will inevitably be of still greater use in the future than in the past. Additions should be made to them whenever practicable and their usefulness should be increased by a thoroughly businesslike management.

At present the protection of the forest reserves rests with the general land office, the mapping and description of their timber with the United States geological survey and the preparation of plans for their conservative use with the bureau of forestry, which is also charged with the general advancement of practical forestry in the United States. These various functions should be united in the bureau of forestry, to which they properly belong. The present diffusion of responsibility is bad from every standpoint. It prevents that effective co-operation between the government and the men who utilize the resources of the reserves without which the interests of both must suffer. The scientific bureaus generally should be put under the department of agriculture. The president should have by law the power of transferring lands for use as forest reserves to the department of agriculture. He already has such power in the case of lands needed by the departments of war and the navy.

The wise administration of the forest reserves will be not less helpful to the interests which depend on water than to those which depend on wood and grass. The water supply itself depends upon the forest. In the arid region it is water, not land, which measures production. The western half of the United States would sustain a population greater than that of our whole country to-day if the waters that now run to waste were saved and used for irrigation. The forest and water problems are perhaps the most vital internal questions of the United States.

Certain of the forest reserves should also be made preserves for the wild forest creatures. All of the reserves should be better protected from fires. Many of them need special protection because of the great injury done by live stock, above all by sheep. The increase in deer, elk and other animals in the Yellowstone park shows what may be expected when other mountain forests are

properly protected by law and properly guarded. Some of these areas have been so denuded of surface vegetation by overgrazing that the ground breeding birds, including grouse and quail, and many mammals, including deer, have been exterminated or driven away. At the same time the water-storing capacity of the surface has been decreased or destroyed, thus promoting floods in times of rain and diminishing the flow of streams between rains.

In cases where natural conditions have been restored for a few years vegetation has again carpeted the ground, birds and deer are coming back, and hundreds of persons, especially from the immediate neighborhood, come each summer to enjoy the privilege of camping. Some at least of the forest reserves should afford perpetual protection to the native fauna and flora, safe havens of refuge to our rapidly diminishing wild animals of the larger kinds, and free camping grounds for the ever-increasing numbers of men and women who have learned to find rest, health and recreation in the splendid forests and flower-clad meadows of our mountains. The forest reserves should be set apart forever for the use and benefit of our people as a whole and not sacrificed to the short-sighted greed of a few.

#### RESERVOIRS AND IRRIGATION.

The forests are natural reservoirs. By restraining the streams in flood and replenishing them in drought they make possible the use of waters otherwise wasted. They prevent the soil from washing, and so protect the storage reservoirs from filling up with silt. Forest conservation is therefore an essential condition of water conservation.

The forests alone cannot, however, fully regulate and conserve the waters of the arid region. Great storage works are necessary to equalize the flow of streams and to save the flood waters. Their construction has been conclusively shown to be an undertaking too vast for private effort. Nor can it be best accomplished by the individual states acting alone. Far-reaching interstate problems are involved; and the resources of single states would often be inadequate. It is properly a national function, at least in some of its features. It is as right for the national government to make the streams and rivers of the arid region useful by engineering works for water storage as to make useful the rivers and harbors of the humid region by engineering works of another kind. The storing of the floods in reservoirs at the headwaters of our rivers is but an enlargement of our present policy of river control, under which levees are built on the lower reaches of the same streams.

The government should construct and maintain these reservoirs as it does other public works. Where their purpose is to regulate the flow of streams the water should be turned freely into the channels in the dry season to take the same course under the same laws as the natural flow.

The reclamation of the unsettled arid public lands presents a different problem. Here it is not enough to regulate the flow of streams. The object of the government is to dispose of the land to settlers who will build homes upon it. To accomplish this object water must be brought within their reach.

The pioneer settlers on the arid public domain chose their homes along streams from which they could themselves divert

the water to reclaim their holdings. Such opportunities are practically gone. There remain, however, vast areas of public land which can be made available for homestead settlement, but only by reservoirs and main-line canals impracticable for private enterprise. These irrigation works should be built by the national government. The lands reclaimed by them should be reserved by the government for actual settlers, and the cost of construction should, so far as possible, be repaid by the land reclaimed. The distribution of the water, the division of the streams among irrigators, should be left to the settlers themselves in conformity with state laws and without interference with those laws or with vested rights. The policy of the national government should be to aid irrigation in the several states and territories in such manner as will enable the people in the local communities to help themselves, and as well stimulate needed reforms in the state laws and regulations governing irrigation.

The reclamation and settlement of the arid lands will enrich every portion of our country, just as the settlement of the Ohio and Mississippi valleys brought prosperity to the Atlantic states. The increased demand for manufactured articles will stimulate industrial production, while wider home markets and the trade of Asia will consume the larger food supplies and effectually prevent western competition with eastern agriculture. Indeed, the products of irrigation will be consumed chiefly in upbuilding local centers of mining and other industries, which would otherwise not come into existence at all. Our people as a whole will profit, for successful home-making is but another name for the upbuilding of the nation.

The necessary foundation has already been laid for the inauguration of the policy just described. It would be unwise to begin by doing too much, for a great deal will doubtless be learned, both as to what can and what cannot be safely attempted, by the early efforts, which must of necessity be partly experimental in character. At the very beginning the government should make clear, beyond shadow of doubt, its intention to pursue this policy on lines of the broadest public interest. No reservoir or canal should ever be built to satisfy selfish personal or local interests; but only in accordance with the advice of trained experts, after long investigation has shown the locality where all the conditions combine to make the work most needed and fraught with the greatest usefulness to the community as a whole. There should be no extravagance, and the believers in the need of irrigation will most benefit their cause by seeing to it that it is free from the least taint of excessive or reckless expenditure of the public moneys.

Whatever the nation does for the extension of irrigation should harmonize with and tend to improve the condition of those now living on irrigated land. We are not at the starting point of this development. Over two hundred millions of private capital has already been expended in the construction of irrigation works, and many million acres of arid land reclaimed. A high degree of enterprise and ability has been shown in the work itself, but as much cannot be said in reference to the laws relating thereto. The security and value of the homes created depend largely on the stability of titles to water; but the majority of these rest on the uncertain foundation of court decisions rendered in ordinary suits at law. With a few

creditable exceptions, the arid states have failed to provide for the certain and just division of streams in times of scarcity. Lax and uncertain laws have made it possible to establish rights to water in excess of actual uses or necessities, and many streams have already passed into private ownership or a control equivalent to ownership.

Whoever controls a stream practically controls the land it renders productive, and the doctrine of private ownership of water apart from land cannot prevail without causing enduring wrong. The recognition of such ownership, which has been permitted to grow up in the arid regions, should give way to a more enlightened and larger recognition of the rights of the public in the control and disposal of the public water supplies. Laws founded upon conditions obtaining in humid regions, where water is too abundant to justify hoarding it, have no proper application in a dry country.

In the arid states the only right to water which should be recognized is that of use. In irrigation this right should attach to the land reclaimed and be inseparable therefrom. Granting perpetual water rights to others than users, without compensation to the public, is open to all the objections which apply to giving away perpetual franchises of the public utilities of cities. A few of the western states have already recognized this and have incorporated in their constitutions the doctrine of perpetual state ownership of water.

The benefits which have followed the unaided development of the past justify the nation's aid and co-operation in the more difficult and important work yet to be accomplished. Laws so vitally affecting homes as those which control the water supply will only be effective when they have the sanction of the irrigators; reforms can only be final and satisfactory when they come through the enlightenment of the people most concerned. The larger development which national aid insures should, however, awaken in every arid state the determination to make its irrigation system equal in justice and effectiveness to that of any country in the civilized world. Nothing could be more unwise than for isolated communities to continue to learn everything experimentally, instead of profiting by what is already known elsewhere. We are dealing with a new and momentous question in the pregnant years while institutions are forming and what we do will affect not only the present but future generations.

Our aim should be not simply to reclaim the largest area of land and provide homes for the largest number of people but to create for this new industry the best possible social and industrial conditions; and this requires that we not only understand the existing situation but avail ourselves of the best experience of the time in the solution of its problems. A careful study should be made, both by the nation and the states, of the irrigation laws and conditions here and abroad. Ultimately it will probably be necessary for the nation to cooperate with the several arid states in proportion as these states by their legislation and administration show themselves fit to receive it.

#### HAWAII, PORTO RICO AND CUBA.

In Hawaii our aim must be to develop the territory on the traditional American lines. We do not wish a region of large estates tilled by cheap labor; we wish a healthy American community of men who

themselves till the farms they own. All our legislation for the islands should be shaped with this end in view; the well-being of the average home-maker must afford the true test of the healthy development of the islands. The land policy should as nearly as possible be modeled on our homestead system.

It is a pleasure to say that it is hardly more necessary to report as to Porto Rico than as to any state or territory within our continental limits. The island is thriving as never before and it is being administered efficiently and honestly. Its people are now enjoying liberty and order under the protection of the United States and upon this fact we congratulate them and ourselves. Their material welfare must be as carefully and jealously considered as the welfare of any other portion of our country. We have given them the great gift of free access for their products to the markets of the United States. I ask the attention of the congress to the need of legislation concerning the public lands of Porto Rico.

In Cuba such progress has been made toward putting the independent government of the island upon a firm footing that before the present session of the congress closes this will be an accomplished fact. Cuba will then start as her own mistress, and to the beautiful Queen of the Antilles, as she unfolds this new page of her destiny, we extend our heartiest greetings and good wishes. Elsewhere I have discussed the question of reciprocity. In the case of Cuba, however, there are weighty reasons of morality and of national interest why the policy should be held to have a peculiar application, and I most earnestly ask your attention to the wisdom—indeed, to the vital need—of providing for a substantial reduction in the tariff duties on Cuban imports into the United States. Cuba has in her constitution affirmed what we desired, that she should stand, in international matters, in closer and more friendly relations with us than with any other power; and we are bound by every consideration of honor and expediency to pass commercial measures in the interest of her material well-being.

#### PHILIPPINE PROBLEM.

In the Philippines our problem is larger. They are very rich tropical islands, inhabited by many varying tribes, representing widely different stages of progress toward civilization. Our earnest effort is to help these people upward along the stony and difficult path that leads to self-government. We hope to make our administration of the islands honorable to our nation by making it of the highest benefit to the Filipinos themselves; and as an earnest of what we intend to do we point to what we have done. Already a greater measure of material prosperity and of governmental honesty and efficiency has been attained in the Philippines than ever before in their history.

It is no light task for a nation to achieve the temperamental qualities without which the institutions of free government are but an empty mockery. Our people are now successfully governing ourselves because for more than a thousand years they have been slowly fitting themselves, sometimes consciously, sometimes unconsciously, toward this end. What has taken us thirty generations to achieve we cannot expect to see another race accomplish out of hand, especially when large portions of that race start very far behind the point which our ancestors had reached even thirty genera-

tions ago. In dealing with the Philippine people we must show both patience and strength, forbearance and steadfast resolution. Our aim is high. We do not desire to do for the islanders merely what has elsewhere been done for tropic peoples even by the best foreign governments. We hope to do for them what has never before been done for any people of the tropics—to make them fit for self-government after the fashion of the really free nations.

History may safely be challenged to show a single instance in which a masterful race such as ours, having been forced by the exigencies of war to take possession of an alien land, has behaved to its inhabitants with the disinterested zeal for their progress that our people have shown in the Philippines. To leave the islands at this time would mean that they would fall into a welter of murderous anarchy. Such desertion of duty on our part would be a crime against humanity. The character of Gov. Taft and of his associates and subordinates is a proof, if such be needed, of the sincerity of our effort to give the islanders a constantly increasing measure of self-government, exactly as fast as they show themselves fit to exercise it. Since the civil government was established not an appointment has been made in the islands with any reference to considerations of political influence, or to aught else save the fitness of the man and the needs of the service.

In our anxiety for the welfare and progress of the Philippines it may be that here and there we have gone too rapidly in giving them local self-government. It is on this side that our error, if any, has been committed. No competent observer, sincerely desirous of finding out the facts and influenced only by a desire for the welfare of the natives, can assert that we have not gone far enough. We have gone to the very verge of safety in hastening the process. To have taken a single step farther or faster in advance would have been folly and weakness and might well have been crime. We are extremely anxious that the natives shall show the power of governing themselves. We are anxious, first, for their sakes, and, next, because it relieves us of a great burden. There need not be the slightest fear of our not continuing to give them all the liberty for which they are fit.

The only fear is lest in our overanxiety we give them a degree of independence for which they are unfit, thereby inviting reaction and disaster. As fast as there is any reasonable hope that in a given district the people can govern themselves self-government has been given in that district. There is not a locality fitted for self-government which has not received it. But it may well be that in certain cases it will have to be withdrawn because the inhabitants show themselves unfit to exercise it; such instances have already occurred. In other words, there is not the slightest chance of our failing to show a sufficiently humanitarian spirit. The danger comes in the opposite direction.

There are still troubles ahead in the islands. The insurrection has become an affair of local bandits and marauders, who deserve no higher regard than the brigands of portions of the old world. Encouragement, direct or indirect, to these insurgents stands on the same footing as encouragement to hostile Indians in the days when we still had Indian wars. Exactly as our aim is to give to the Indian who remains

peaceful the fullest and amplest consideration, but to have it understood that we will show no weakness if he goes on the war-path, so we must make it evident, unless we are false to our own traditions and to the demands of civilization and humanity, that, while we will do everything in our power for the Filipino who is peaceful, we will take the sternest measures with the Filipino who follows the path of the insurrecto and the ladrone.

The heartiest praise is due to large numbers of the natives of the islands for their steadfast loyalty. The Macabebes have been conspicuous for their courage and devotion to the flag. I recommend that the secretary of war be empowered to take some systematic action in the way of aiding those of these men who are crippled in the service and the families of those who are killed.

The time has come when there should be additional legislation for the Philippines. Nothing better can be done for the islands than to introduce industrial enterprises. Nothing would benefit them so much as throwing them open to industrial development. The connection between idleness and mischief is proverbial, and the opportunity to do remunerative work is one of the surest preventives of war. Of course no business man will go into the Philippines unless it is to his interest to do so, and it is immensely to the interest of the islands that he should go in. It is therefore necessary that the congress should pass laws by which the resources of the islands can be developed, so that the franchises (for limited terms of years) can be granted to companies doing business in them and every encouragement be given to the incoming of business men of every kind.

Not to permit this is to do a wrong to the Philippines. The franchises must be granted and the business permitted only under regulations which will guarantee the islands against any kind of improper exploitation. But the vast natural wealth of the islands must be developed, and the capital willing to develop it must be given the opportunity. The field must be thrown open to individual enterprise, which has been the real factor in the development of every region over which our flag has flown. It is urgently necessary to enact suitable laws dealing with general transportation, mining, banking, currency, homesteads and the use and ownership of the lands and timber. These laws will give free play to industrial enterprise, and the commercial development which will surely follow will afford to the people of the islands the best proofs of the sincerity of our desire to aid them.

#### PACIFIC CABLE.

I call your attention most earnestly to the crying need of a cable to Hawaii and the Philippines, to be continued from the Philippines to points in Asia. We should not defer a day longer than necessary the construction of such a cable. It is demanded not merely for commercial but for political and military considerations.

Either the congress should immediately provide for the construction of a government cable or else an arrangement should be made by which like advantages to those accruing from a government cable may be secured to the government by contract with a private cable company.

#### ISTHMIAN CANAL TREATY.

No single great material work which remains to be undertaken on this continent

is of such consequence to the American people as the building of a canal across the isthmus connecting North and South America. Its importance to the nation is by no means limited merely to its material effects upon our business prosperity; and yet with a view to these effects alone it would be to the last degree important for us immediately to begin it. While its beneficial effects would perhaps be most marked upon the Pacific coast and the gulf and south Atlantic states, it would also greatly benefit other sections. It is emphatically a work which it is for the interest of the entire country to begin and complete as soon as possible; it is one of those great works which only a great nation can undertake with prospects of success and which when done are not only permanent assets in the nation's material interests but standing monuments to its constructive ability.

I am glad to be able to announce to you that our negotiations on this subject with Great Britain, conducted on both sides in a spirit of friendliness and mutual good will and respect, have resulted in my being able to lay before the senate a treaty which, if ratified, will enable us to begin preparations for an isthmus canal at any time, and which guarantees to this nation every right that it has ever asked in connection with the canal. In this treaty the old Clayton-Bulwer treaty, so long recognized as inadequate to supply the base for the construction and maintenance of a necessarily American ship canal, is abrogated. It specifically provides that the United States alone shall do the work of building and assume the responsibility of safeguarding the canal and shall regulate its neutral use by all nations on terms of equality from any quarter. The signed treaty will at once be laid before the senate and if approved the congress can then proceed to give effect to the advantages it secures us by providing for the building of the canal.

#### THE MONROE DOCTRINE.

The true end of every great and free people should be self-respecting peace; and this nation most earnestly desires sincere and cordial friendship with all others. Over the entire world, of recent years, wars between the great civilized powers have become less and less frequent. Wars with barbarous or semibarbarous peoples come in an entirely different category, being merely a most regrettable but necessary international police duty which must be performed for the sake of the welfare of mankind. Peace can only be kept with certainty where both sides wish to keep it; but more and more the civilized peoples are realizing the wicked folly of war and are attaining that condition of just and intelligent regard for the rights of others which will in the end, as we hope and believe, make world-wide peace possible. The peace conference at The Hague gave definite expression to this hope and belief and marked a stride toward their attainment.

This same peace conference acquiesced in our statement of the Monroe doctrine as compatible with the purposes and aims of the conference.

The Monroe doctrine should be the cardinal feature of the foreign policy of all the nations of the two Americas, as it is of the United States. Just seventy-eight years have passed since President Monroe in his annual message announced that "the American continents are henceforth not to be considered as subjects for future coloniza-

tion by any European power." In other words, the Monroe doctrine is a declaration that there must be no territorial aggrandizement by any non-American power at the expense of any American power on American soil. It is in no wise intended as hostile to any nation in the old world. Still less is it intended to give cover to any aggression by one new-world power at the expense of any other. It is simply a step, and a long step, toward assuring the universal peace of the world by securing the possibility of permanent peace on this hemisphere.

During the last century other influences have established the permanence and independence of the smaller states of Europe. Through the Monroe doctrine we hope to be able to safeguard like independence and secure like permanence for the lesser among the new world nations.

This doctrine has nothing to do with the commercial relations of any American power save that it in truth allows each of them to form such as it desires. In other words, it is really a guaranty of the commercial independence of the Americas. We do not ask under this doctrine for any exclusive commercial dealings with any other American state. We do not guarantee any state against punishment if it misconducts itself, provided that punishment does not take the form of the acquisition of territory by any non-American power.

Our attitude in Cuba is a sufficient guaranty of our own good faith. We have not the slightest desire to secure any territory at the expense of any of our neighbors. We wish to work with them hand in hand, so that all of us may be uplifted together, and we rejoice over the good fortune of any of them, we gladly hail their material prosperity and political stability and are concerned and alarmed if any of them falls into industrial or political chaos. We do not wish to see any old world military power grow up on this continent or to be compelled to become a military power ourselves. The people of the Americas can prosper best if left to work out their own salvation in their own way.

#### THE NAVY.

The work of upbuilding the navy must be steadily continued. No one point of our policy, foreign or domestic, is more important than this to the honor and material welfare and above all to the peace of our nation in the future. Whether we desire it or not we must henceforth recognize that we have international duties no less than international rights. Even if our flag were hauled down in the Philippines and Porto Rico, even if we decided not to build the isthmian canal, we should need a thoroughly trained navy of adequate size, or else be prepared definitely and for all time to abandon the idea that our nation is among those whose sons go down to the sea in ships. Unless our commerce is always to be carried in foreign bottoms we must have war craft to protect it.

Inasmuch, however, as the American people have no thought of abandoning the path upon which they have entered, and especially in view of the fact that the building of the isthmian canal is fast becoming one of the matters which the whole people are united in demanding, it is imperative that our navy should be put and kept in the highest state of efficiency and should be made to answer to our growing needs. So far from being in any way a provocation

to war, an adequate and highly trained navy is the best guaranty against war, the cheapest and most effective peace insurance. The cost of building and maintaining such a navy represents the very lightest premium for insuring peace which this nation can possibly pay.

Probably no other great nation in the world is so anxious for peace as we are. There is not a single civilized power which has anything whatever to fear from aggressiveness on our part. All we want is peace; and toward this end we wish to be able to secure the same respect for our rights from others which we are eager and anxious to extend to their rights in return, to insure fair treatment to us commercially and to guarantee the safety of the American people.

Our people intend to abide by the Monroe doctrine and to insist upon it as the one sure means of securing the peace of the western hemisphere. The navy offers us the only means of making our insistence upon the Monroe doctrine anything but a subject of derision to whatever nation chooses to disregard it. We desire the peace which comes as of right to the just man armed; not the peace granted on terms of ignominy to the craven and the weakling.

It is not possible to improvise a navy after war breaks out. The ships must be built and the men trained long in advance. Some auxiliary vessels can be turned into makeshifts which will do in default of any better for the minor work, and a proportion of raw men can be mixed with the highly trained, their shortcomings being made good by the skill of their fellows; but the efficient fighting force of the navy when pitted against an equal opponent will be found almost exclusively in the warships that have been regularly built and in the officers and men who, through years of faithful performance of sea duty, have been trained to handle their formidable but complex and delicate weapons with the highest efficiency. In the late war with Spain the ships that dealt the decisive blows at Manila and Santiago had been launched from two to fourteen years and they were able to do as they did because the men in the conning towers, the gun turrets and the engine rooms had through long years of practice at sea learned how to do their duty.

Our present navy was begun in 1882. At that period our navy consisted of a collection of antiquated wooden ships, already almost as out of place against modern war vessels as the galleys of Alcibiades and Hamilcar—certainly as the ships of Tromp and Blake. Nor at that time did we have men fit to handle a modern man-of-war. Under the wise legislation of the congress and the successful administration of a succession of patriotic secretaries of the navy, belonging to both political parties, the work of upbuilding the navy went on and ships equal to any in the world of their kind were continually added; and what was even more important, these ships were exercised at sea singly and in squadrons until the men aboard them were able to get the best possible service out of them. The result was seen in the short war with Spain, which was decided with such rapidity because of the infinitely greater preparedness of our navy than of the Spanish navy.

While awarding the fullest honor to the men who actually commanded and manned the ships which destroyed the Spanish sea forces in the Philippines and in Cuba, we

must not forget that an equal meed of praise belongs to those without whom neither blow could have been struck. The congressmen who voted years in advance the money to lay down the ships, to build the guns, to buy the armor plate; the department officials and the business men and wage-workers who furnished what the congress had authorized; the secretaries of the navy who asked for and expended the appropriations; and finally the officers who, in fair weather and foul, on actual sea service, trained and disciplined the crews of the ships when there was no war in sight—all are entitled to a full share in the glory of Manila and Santiago and the respect accorded by every true American to those who wrought such signal triumph for our country. It was forethought and preparation which secured us the overwhelming triumph of 1898. If we fail to show forethought and preparation now there may come a time when disaster will befall us instead of triumph; and should this time come the fault will rest primarily not upon those whom the accident of events puts in supreme command at the moment but upon those who have failed to prepare in advance.

There should be no cessation in the work of completing our navy. So far ingenuity has been wholly unable to devise a substitute for the great war craft whose hammering guns beat out the mastery of the high seas. It is unsafe and unwise not to provide this year for several additional battleships and heavy armor'd cruisers, with auxiliary and lighter craft in proportion; for the exact numbers and character I refer you to the report of the secretary of the navy. But there is something we need even more than additional ships, and this is additional officers and men. To provide battleships and cruisers and then lay them up, with the expectation of leaving them unmanned until they are needed in actual war, would be worse than folly; it would be a crime against the nation.

To send any warship against a competent enemy unless those aboard it have been trained by years of actual sea service, including incessant gunnery practice, would be to invite not merely disaster but the bitterest shame and humiliation. Four thousand additional seamen and 1,000 additional marines should be provided; and an increase in the officers should be provided by making a large addition to the classes at Annapolis. There is one small matter which should be mentioned in connection with Annapolis. The pretentious and unmeaning title of "naval cadet" should be abolished; the title of "midshipman," full of historic association, should be restored.

Even in time of peace a warship should be used until it wears out, for only so can it be kept fit to respond to any emergency. The officers and men alike should be kept as much as possible on blue water, for it is there only they can learn their duties as they should be learned. The big vessels should be maneuvered in squadrons containing not merely battleships but the necessary proportion of cruisers and scouts. The torpedo boats should be handled by the younger officers in such manner as will best fit the latter to take responsibility and meet the emergencies of actual warfare.

Every detail ashore which can be performed by a civilian should be so performed, the officer being kept for his special duty in the sea service. Above all, gunnery practice should be unceasing. It is important



to have our navy of adequate size, but it is even more important that ship for ship it should equal in efficiency any navy in the world. This is possible only with highly drilled crews and officers, and this in turn imperatively demands continuous and progressive instruction in target practice, ship handling, squadron tactics and general discipline. Our ships must be assembled in squadrons actively cruising away from harbors and never long at anchor. The resulting wear upon engines and hulls must be endured; a battleship worn out in long training of officers and men is well paid for by the results, while, on the other hand, no matter in how excellent condition, it is useless if the crew be not expert.

We now have seventeen battleships appropriated for, of which nine are completed and have been commissioned for actual service. The remaining eight will be ready in from two to four years, but it will take at least that time to recruit and train the men to fight them. It is of vast concern that we have trained crews ready for the vessels by the time they are commissioned. Good ships and good guns are simply good weapons, and the best weapons are useless save in the hands of men who know how to fight with them. The men must be trained and drilled under a thorough and well-planned system of progressive instruction, while the recruiting must be carried on with still greater vigor. Every effort must be made for war efficiency and a proper efficiency of the officer—the command of men. The leading graduates of the naval academy should be assigned to the combatant branches, the line and marines.

Many of the essentials of success are already recognized by the general board, which, as the central office of a growing staff, is moving steadily toward a proper war efficiency and a proper efficiency of the whole navy, under the secretary. This general board, by fostering the creation of a general staff, is providing for the official and then the general recognition of our altered conditions as a nation and of the true meaning of a great war fleet, which meaning is, first, the best men, and, second, the best ships.

The naval militia forces are state organizations and are trained for coast service, and in the event of war they will constitute the inner line of defense. They should receive hearty encouragement from the general government.

But in addition we should at once provide for a national naval reserve, organized and trained under the direction of the navy department and subject to the call of the chief executive whenever war becomes imminent. It should be a real auxiliary to the naval seagoing peace establishment and offer material to be drawn on at once for manning our ships in time of war. It should be composed of graduates of the naval academy, graduates of the naval militia, officers and crews of coastline steamers, longshore schooners, fishing vessels and steam yachts, together with the coast population about such centers as life-saving stations and lighthouses.

The American people must either build and maintain an adequate navy or else make up their minds definitely to accept a secondary position in international affairs, not merely in political but in commercial matters. It has been well said that there is no surer way of courting national disaster than to be "opulent, aggressive and unarmed."

#### THE ARMY.

It is not necessary to increase our army beyond its present size at this time. But it is necessary to keep it at the highest point of efficiency. The individual units who as officers and enlisted men compose this army are, we have good reason to believe, at least as efficient as those of any other army in the entire world. It is our duty to see that their training is of a kind to insure the highest possible expression of power to these units when acting in combination.

The conditions of modern war are such as to make an infinitely heavier demand than ever before upon the individual character and capacity of the officer and the enlisted man and to make it far more difficult for men to act together with effect. At present the fighting must be done in extended order, which means that each man must act for himself and at the same time act in combination with others with whom he is no longer in the old-fashioned elbow-to-elbow touch. Under such conditions a few men of the highest excellence are worth more than many men without the special skill which is only found as the result of special training applied to men of exceptional physique and morale. But nowadays the most valuable fighting man and the most difficult to perfect is the rifleman who is also a skillful and daring rider.

The proportion of our cavalry regiments has wisely been increased. The American cavalryman, trained to maneuver and fight with equal facility on foot and on horseback, is the best type of soldier for general purposes now to be found in the world. The ideal cavalryman of the present day is a man who can fight on foot as effectively as the best infantryman and who is in addition unsurpassed in the care and management of his horse and in his ability to fight on horseback.

A general staff should be created. As for the present staff and supply departments, they should be filled by details from the line, the men so detailed returning after awhile to their line duties. It is very undesirable to have the senior grades of the army composed of men who have come to fill the positions by the mere fact of seniority. A system should be adopted by which there shall be an elimination grade by grade of those who seem unfit to render the best service in the next grade. Justice to the veterans of the civil war who are still in the army would seem to require that in the matter of retirements they be given by law the same privileges accorded to their comrades in the navy.

The process of elimination of the least fit should be conducted in a manner that would render it practically impossible to apply political or social pressure on behalf of any candidate, so that each man may be judged purely on his own merits. Pressure for the promotion of civil officials for political reasons is bad enough, but it is tenfold worse where applied on behalf of officers of the army or navy. Every promotion and every detail under the war department must be made solely with regard to the good of the service and to the capacity and merit of the man himself. No pressure, political, social or personal, of any kind will be permitted to exercise the least effect in any question of promotion or detail; and if there is reason to believe that such pressure is exercised at the instigation of the officer concerned it will be held to militate against him. In our army we cannot

afford to have rewards or duties distributed save on the simple ground that those who by their own merits are entitled to the rewards get them, and that those who are peculiarly fit to do the duties are chosen to perform them.

Every effort should be made to bring the army to a constantly increasing state of efficiency. When on actual service no work save that directly in the line of such service should be required. The paper work in the army, as in the navy, should be greatly reduced. What is needed is proved power of command and capacity to work well in the field. Constant care is necessary to prevent dry rot in the transportation and commissary departments.

Our army is so small and so much scattered that it is very difficult to give the higher officers (as well as the lower officers and the enlisted men) a chance to practice maneuvers in mass and on a comparatively large scale. In time of need no amount of individual excellence would avail against the paralysis which would follow inability to work as a coherent whole under skillful and daring leadership. The congress should provide means whereby it will be possible to have field exercises by at least a division of regulars, and if possible also a division of national guardsmen, once a year. These exercises might take the form of field maneuvers, or, if on the gulf coast or the Pacific or Atlantic seaboard, or in the region of the great lakes, the army corps when assembled could be marched from some inland point to some point on the water, there embarked, disembarked after a couple of days' journey at some other point and again marched inland. Only by actual handling and providing for men in masses while they are marching, camping, embarking and disembarking will it be possible to train the higher officers to perform their duties well and smoothly.

A great debt is owing from the public to the men of the army and navy. They should be so treated as to enable them to reach the highest point of efficiency, so that they may be able to respond instantly to any demand made upon them to sustain the interests of the nation and the honor of the flag. The individual American enlisted man is probably on the whole a more formidable fighting man than the regular of any other army. Every consideration should be shown him, and in return the highest standard of usefulness should be exacted from him. It is well worth while for the congress to consider whether the pay of enlisted men upon second and subsequent enlistments should not be increased to correspond with the increased value of the veteran soldier.

Much good has already come from the act reorganizing the army passed early in the present year. The three prime reforms, all of them of literally inestimable value, are, first, the substitution of four-year details from the line for permanent appointments in the so-called staff divisions; second, the establishment of a corps of artillery with a chief at the head; third, the establishment of a maximum and minimum limit for the army. It would be difficult to overestimate the improvement in the efficiency of our army which these three reforms are making and have in part already effected.

The reorganization provided for by the act has been substantially accomplished. The improved conditions in the Philippines have enabled the war department materially to reduce the military charge upon our revenue and to arrange the number of soldiers

so as to bring this number much nearer to the minimum than to the maximum limit established by law. There is, however, need of supplementary legislation. Thorough military education must be provided and in addition to the regulars the advantages of this education should be given to the officers of the national guard and others in civil life who desire intelligently to fit themselves for possible military duty. The officers should be given the chance to perfect themselves by study in the higher branches of this art. At West Point the education should be of the kind most apt to turn out men who are good in actual field service; too much stress should not be laid on mathematics, nor should proficiency therein be held to establish the right of entry to a corps d'elite. The typical American officer of the best kind need not be a good mathematician, but he must be able to master himself, to control others and to show boldness and fertility of resource in every emergency.

Action should be taken in reference to the militia and to the raising of volunteer forces. Our militia law is obsolete and worthless. The organization and armament of the national guard of the several states, which are treated as militia in the appropriations by the congress, should be made identical with those provided for the regular forces. The obligations and duties of the guard in time of war should be carefully defined and a system established by law under which the method of procedure of raising volunteer forces should be prescribed in advance. It is utterly impossible in the excitement and haste of impending war to do this satisfactorily if the arrangements have not been made long beforehand. Provision should be made for utilizing in the first volunteer organizations called out the training of those citizens who have already had experience under arms and especially for the selection in advance of the officers of any force which may be raised, for careful selection of the kind necessary is impossible after the outbreak of war.

That the army is not at all a mere instrument of destruction has been shown during the last three years. In the Philippines, Cuba and Porto Rico it has proved itself a great constructive force, a most potent implement for the upbuilding of a peaceful civilization.

No other citizens deserve so well of the republic as the veterans, the survivors of those who saved the union. They did the one deed which if left undone would have meant that all else in our history went for nothing. But for their steadfast prowess in the greatest crisis of our history all our annals would be meaningless and our great experiment in popular freedom and self-government a gloomy failure. Moreover, they not only left us a united nation but they left us also as a heritage the memory of the mighty deeds by which the nation was kept united. We are now indeed one nation, one in fact as well as in name; we are united in our devotion to the flag which is the symbol of national greatness and unity; and the very completeness of our union enables us all, in every part of the country, to glory in the valor shown alike by the sons of the north and the sons of the south in the times that tried men's souls.

The men who in the last three years have done so well in the East and West Indies and on the mainland of Asia have shown that this remembrance is not lost. In any

serious crisis the United States must rely for the great mass of its fighting men upon the volunteer soldiery who do not make a permanent profession of the military career; and whenever such a crisis arises the deathless memories of the civil war will give to Americans the lift of lofty purpose which comes to those whose fathers have stood valiantly in the forefront of the battle.

#### MERIT SYSTEM.

The merit system of making appointments is in its essence as democratic and American as the common-school system itself. It simply means that in clerical and other positions where the duties are entirely non-political all applicants should have a fair field and no favor, each standing on his merits as he is able to show them by practical test. Written competitive examinations offer the only available means in many cases for applying this system. In other cases, as where laborers are employed, a system of registration undoubtedly can be widely extended. There are, of course, places where the written competitive examination cannot be applied, and others where it offers by no means an ideal solution, but where under existing political conditions it is, though an imperfect means, yet the best present means of getting satisfactory results.

Wherever the conditions have permitted the application of the merit system in its fullest and widest sense the gain to the government has been immense. The navy yards and postal service illustrate, probably better than any other branches of the government, the great gain in economy, efficiency and honesty due to the enforcement of this principle.

I recommend the passage of a law which will extend the classified service to the District of Columbia, or will at least enable the president thus to extend it. In my judgment all laws providing for the temporary employment of clerks should hereafter contain a provision that they be selected under the civil-service law.

It is important to have this system obtain at home, but it is even more important to have it applied rigidly in our insular possessions. Not an office should be filled in the Philippines or Porto Rico with any regard to the man's partisan affiliations or services, with any regard to the political, social or personal influence which he may have at his command; in short, heed should be paid to absolutely nothing save the man's own character and capacity and the needs of the service.

The administration of these islands should be as wholly free from the suspicion of partisan politics as the administration of the army and navy. All that we ask from the public servant in the Philippines or Porto Rico is that he reflect honor on his country by the way in which he makes that country's rule a benefit to the peoples who have come under it. This is all that we should ask, and we cannot afford to be content with less.

The merit system is simply one method of securing honest and efficient administration of the government, and in the long run the sole justification of any type of government lies in its proving itself both honest and efficient.

#### CONSULAR SERVICE.

The consular service is now organized under the provisions of a law passed in 1856, which is entirely inadequate to exist-

ing conditions. The interest shown by so many commercial bodies throughout the country in the reorganization of the service is heartily commended to your attention. Several bills providing for a new consular service have in recent years been submitted to the congress. They are based upon the just principle that appointments to the service should be made only after a practical test of the applicant's fitness, that promotions should be governed by trustworthiness, adaptability and zeal in the performance of duty, and that the tenure of office should be unaffected by partisan considerations.

The guardianship and fostering of our rapidly expanding foreign commerce, the protection of American citizens resorting to foreign countries in lawful pursuit of their affairs, and the maintenance of the dignity of the nation abroad, combine to make it essential that our consuls should be men of character, knowledge and enterprise. It is true that the service is now, in the main, efficient, but a standard of excellence cannot be permanently maintained until the principles set forth in the bills heretofore submitted to the congress on this subject are enacted into law.

#### THE INDIANS.

In my judgment the time has arrived when we should definitely make up our minds to recognize the Indian as an individual and not as a member of a tribe. The general allotment act is a mighty pulverizing engine to break up the tribal mass. It acts directly upon the family and the individual. Under its provisions some 60,000 Indians have already become citizens of the United States. We should now break up the tribal funds, doing for them what allotment does for the tribal lands; that is, they should be divided into individual holdings. There will be a transition period during which the funds will in many cases have to be held in trust. This is the case also with the lands. A stop should be put upon the indiscriminate permission to Indians to lease their allotments. The effort should be steadily to make the Indian work like any other man on his own ground. The marriage laws of the Indians should be made the same as those of the whites.

In the schools the education should be elementary and largely industrial. The need of higher education among the Indians is very limited. On the reservations care should be taken to try to suit the teaching to the needs of the particular Indian. There is no use in attempting to induce agriculture in a country suited only for cattle raising where the Indian should be made a stock grower. The ration system, which is merely the corral and the reservation system, is highly detrimental to the Indians. It promotes beggary, perpetuates pauperism and stifles industry. It is an effectual barrier to progress. It must continue to a greater or less degree as long as tribes are herded on reservations and have everything in common. The Indian should be treated as an individual—like the white man. During the change of treatment inevitable hardships will occur; every effort should be made to minimize these hardships, but we should not because of them hesitate to make the change. There should be a continuous reduction in the number of agencies.

In dealing with the aboriginal races few things are more important than to preserve them from the terrible physical and moral

degradation resulting from the liquor traffic. We are doing all we can to save our own Indian tribes from this evil. Wherever by international agreement this same end can be attained as regards races where we do not possess exclusive control every effort should be made to bring it about.

#### EXPOSITIONS.

I bespeak the most cordial support from the congress and the people for the St. Louis exposition to commemorate the 100th anniversary of the Louisiana purchase. This purchase was the greatest instance of expansion in our history. It definitely decided that we were to become a great continental republic, by far the foremost power in the western hemisphere. It is one of three or four great landmarks in our history—the great turning points in our development. It is eminently fitting that all our people should join with heartiest good will in commemorating it, and the citizens of St. Louis, of Missouri, of all the adjacent region are entitled to every aid in making the celebration a noteworthy event in our annals. We earnestly hope that foreign nations will appreciate the deep interest our country takes in this exposition and our view of its importance from every standpoint and that they will participate in securing its success. The national government should be represented by a full and complete set of exhibits.

The people of Charleston, with great energy and civic spirit, are carrying on an exposition which will continue throughout most of the present session of the congress. I heartily commend this exposition to the good will of the people. It deserves all the encouragement that can be given it. The managers of the Charleston exposition have requested the cabinet officers to place thereat the government exhibits which have been at Buffalo, promising to pay the necessary expenses. I have taken the responsibility of directing that this be done, for I feel that it is due to Charleston to help in her praiseworthy effort. In my opinion the management should not be required to pay all these expenses. I earnestly recommend that the congress appropriate at once the small sum necessary for this purpose.

The Pan-American exposition at Buffalo has just closed. Both from the industrial and the artistic standpoint this exposition has been in a high degree creditable and useful not merely to Buffalo but to the United States. The terrible tragedy of the president's assassination interfered materially with its being a financial success. The exposition was peculiarly in harmony with the trend of our public policy, because it represented an effort to bring into closer touch all the peoples of the western hemisphere and give them an increasing sense of unity. Such an effort was a genuine service to the entire American public.

#### EDUCATION.

The advancement of the highest interests of national science and learning and the custody of objects of art and of the valuable results of scientific expeditions conducted by the United States have been committed to the Smithsonian institution. In furtherance of its declared purpose—for the "increase and diffusion of knowledge among men"—the congress has from time to time given it other important functions. Such trusts have been executed by the institution with notable fidelity. There should be no halt in the work of the institution, in ac-

cordance with the plans which its secretary has presented, for the preservation of the vanishing races of great North American animals in the national zoological park. The urgent needs of the national museum are recommended to the favorable consideration of the congress.

Perhaps the most characteristic educational movement of the past fifty years is that which has created the modern public library and developed it into broad and active service. There are now over 5,000 public libraries in the United States, the product of this period. In addition to accumulating material they are also striving by organization, by improvement in method and by co-operation to give greater efficiency to the material they hold, to make it more widely useful, and by avoidance of unnecessary duplication in process to reduce the cost of its administration.

In these efforts they naturally look for assistance to the federal library, which, though still the library of congress, and so entitled, is the one national library of the United States. Already the largest single collection of books on the western hemisphere, and certain to increase more rapidly than any other through purchase, exchange and the operation of the copyright law, this library has a unique opportunity to render to the libraries of this country—to American scholarship—service of the highest importance. It is housed in a building which is the largest and most magnificent yet erected for library uses. Resources are now being provided which will develop the collection properly, equip it with the apparatus and service necessary to its effective use, render its bibliographic work widely available and enable it to become not merely a center of research but the chief factor in great co-operative efforts for the diffusion of knowledge and the advancement of learning.

For the sake of good administration, sound economy and the advancement of science the census office as now constituted should be made a permanent government bureau. This would insure better, cheaper and more satisfactory work, in the interest not only of our business but of statistical, economic and social science.

#### POSTAL SERVICE.

The remarkable growth of the postal service is shown in the fact that its revenues have doubled and its expenditures have nearly doubled within twelve years. Its progressive development compels constantly increasing outlay, but in this period of business energy and prosperity its receipts grow so much faster than its expenses that the annual deficit has been steadily reduced from \$11,411,779 in 1897 to \$3,923,727 in 1901. Among recent postal advances the success of rural free delivery wherever established has been so marked, and actual experience has made its benefits so plain, that the demand for its extension is general and urgent.

It is just that the great agricultural population should share in the improvement of the service. The number of rural routes now in operation is 6,009, practically all established within three years, and there are 6,000 applications awaiting action. It is expected that the number in operation at the close of the current fiscal year will reach 8,600. The mail will then be daily carried to the doors of 5,700,000 of our people who have heretofore been dependent upon distant offices, and one-third of all that portion of

the country which is adapted to it will be covered by this kind of service.

The full measure of postal progress which might be realized has long been hampered and obstructed by the heavy burden imposed on the government through the entrenched and well-understood abuses which have grown up in connection with second-class mail matter. The extent of this burden appears when it is stated that while the second-class matter makes nearly three-fifths of the weight of all the mail, it paid for the last fiscal year only \$4,294,445 of the aggregate postal revenue of \$111,631,193. If the pound rate of postage, which produces the large loss thus entailed, and which was fixed by the congress with the purpose of encouraging the dissemination of public information, were limited to the legitimate newspapers and periodicals actually contemplated by the law, no just exception could be taken. That expense would be the recognized and accepted cost of a liberal public policy deliberately adopted for a justifiable end. But much of the matter which enjoys the privileged rate is wholly outside of the intent of the law and has secured admission only through an evasion of its requirements or through lax construction. The proportion of such wrongly included matter is estimated by postal experts to be one-half of the whole volume of second-class mail. If it be only one-third or one-quarter, the magnitude of the burden is apparent. The postoffice department has now undertaken to remove the abuses so far as is possible by a stricter application of the law, and it should be sustained in its effort.

#### AFFAIRS IN CHINA.

Owing to the rapid growth of our power and our interests on the Pacific, whatever happens in China must be of the keenest national concern to us.

The general terms of the settlement of the questions growing out of the anti-foreign uprisings in China of 1900, having been formulated in a joint note addressed to China by the representatives of the injured powers in December last, were promptly accepted by the Chinese government. After protracted conferences the plenipotentiaries of the several powers were able to sign a final protocol with the Chinese plenipotentiaries on the 7th of last September, setting forth the measures taken by China in compliance with the demands of the joint note, and expressing their satisfaction therewith. It will be laid before the congress with a report of the plenipotentiary on behalf of the United States, Mr. William Woodville Rockhill, to whom high praise is due for the tact, good judgment and energy he has displayed in performing an exceptionally difficult and delicate task.

The agreement reached disposes in a manner satisfactory to the powers of the various grounds of complaint, and will contribute materially to better future relations between China and the powers. Reparation has been made by China for the murder of foreigners during the uprising and punishment has been inflicted on the officials, however high in rank, recognized as responsible for or having participated in the outbreak. Official examinations have been forbidden for a period of five years in all cities in which foreigners have been murdered or cruelly treated, and edicts have been issued making all officials directly responsible for the future safety of foreigners and for the suppression of violence against them.

Provisions have been made for insuring

the future safety of the foreign representatives of Peking by setting aside for their exclusive use a quarter of the city which the powers can make defensible and in which they can if necessary maintain permanent military guards; by dismantling the military works between the capital and the sea; and by allowing the temporary maintenance of foreign military posts along this line. An edict has been issued by the emperor of China prohibiting for two years the importation of arms and ammunition into China. China has agreed to pay adequate indemnities to the states, societies and individuals for the losses sustained by them and for the expenses of the military expeditions sent by the various powers to protect life and restore order.

Under the provisions of the joint note of December, 1900, China has agreed to revise the treaties of commerce and navigation and to take such other steps for the purpose of facilitating foreign trade as the foreign powers may decide to be needed.

The Chinese government has agreed to participate financially in the work of bettering the water approaches to Shanghai and to Tientsin, the centers of foreign trade in central and northern China, and an international conservancy board, in which the Chinese government is largely represented, has been provided for the improvement of the Shanghai river and the control of its navigation. In the same line of commercial advantages a revision of the present tariff on imports has been assented to for the purpose of substituting specific for ad valorem duties, and an expert has been sent abroad on the part of the United States to assist in this work. A list of articles to remain free of duty, including flour, cereals and rice, gold and silver coin and bullion, has also been agreed upon in the settlement.

During these troubles our government has unswervingly advocated moderation and has materially aided in bringing about an adjustment which tends to enhance the welfare of China and to lead to a more beneficial intercourse between the empire and the modern world, while in the critical period of revolt and massacre we did our full share in safeguarding life and property, restoring order and vindicating the national interest and honor. It behooves us to continue in these paths, doing what lies in our power to foster feelings of good will, and leaving no effort untried to work out the great policy of full and fair intercourse between China and the nations, on a footing of equal rights and advantages to all. We advocate the "open door" with all that it implies; not merely the procurement of enlarged commercial opportunities on the coasts but access to the interior by the waterways with which China has been so extraordinarily favored. Only by bringing the people of China into peaceful and friendly community of trade with all the peoples of the earth can the work now auspiciously begun be carried to fruition. In the attainment of this purpose we necessarily claim parity of treatment under the conventions throughout the empire for our trade and our citizens with those of all other powers.

#### PAN-AMERICAN CONGRESS.

We view with lively interest and keen hopes of beneficial results the proceedings of the Pan-American congress, convoked at the invitation of Mexico, and now sitting at the Mexican capital. The delegates of the United States are under the most liberal instructions to co-operate with their

colleagues in all matters promising advantage to the great family of American commonwealths, as well in their relations among themselves as in their domestic advancement in their intercourse with the world at large.

My predecessor communicated to the congress the fact that the Well and L'Abra awards against Mexico have been adjudged by the highest courts of our country to have been obtained through fraud and perjury on the part of the claimants, and that in accordance with the acts of the congress the money remaining in the hands of the secretary of state on these awards has been returned to Mexico. A considerable portion of the money received from Mexico on these awards had been paid by this government to the claimants before the decision of the courts was rendered. My judgment is that the congress should return to Mexico an amount equal to the sums thus already paid to the claimants.

The death of Queen Victoria caused the

people of the United States deep and heartfelt sorrow, to which the government gave full expression. When President McKinley died our nation in turn received from every quarter of the British empire expressions of grief and sympathy no less sincere. The death of the Empress Dowager Frederick of Germany also aroused the genuine sympathy of the American people, and this sympathy was cordially reciprocated by Germany when the president was assassinated. Indeed, from every quarter of the civilized world we received, at the time of the president's death, assurances of such grief and regard as to touch the hearts of our people. In the midst of our affliction we reverently thank the Almighty that we are at peace with the nations of mankind and we firmly intend that our policy shall be such as to continue unbroken these international relations of mutual respect and good will.

THEODORE ROOSEVELT.

White House, Dec. 3, 1901.

### UNITED STATES POSTAL SERVICE.

(Fiscal year ended June 30.)

| RECEIPTS.  |                         |
|--|-------------------------|
| Stamps, envelopes, wrappers, cards .....               | \$102,023,473.03        |
| Second-class postage (pound rates), paid in money..... | 4,294,445.73            |
| Box rents.....   | 2,915,853.14            |
| Money-order receipts.....                              | 1,668,639.29            |
| Unpaid money orders more than one year old.....        | 430,755.43              |
| Letter postage paid in money..                         | 199,412.63              |
| Miscellaneous receipts.....                            | 52,172.01               |
| Fines and penalties.....                               | 30,829.30               |
| From unclaimed dead letters...                         | 15,592.78               |
| <b>Total receipts.....</b>                             | <b>\$111,631,193.39</b> |

| EXPENDITURES.  |                 |
|--|-----------------|
| Transportation of mails on railroads .....                 | \$33,523,902.18 |
| Compensation to postmasters...                             | 19,949,514.79   |
| Free-delivery service.....                                 | 15,752,600.00   |
| Compensation of clerks in post-offices .....               | 12,340,738.60   |
| Railway mail service.....                                  | 9,675,436.52    |
| Transportation on star routes..                            | 5,143,211.11    |
| Railway postoffice car service..                           | 4,408,639.53    |
| Transportation of foreign mails                            | 2,004,249.60    |
| Rent, light, fuel.....                                     | 1,942,692.76    |
| Mail-messenger service.....                                | 973,471.93      |
| Manf. of stamped envelopes...                              | 570,441.86      |
| Transportation wagon service..                             | 734,438.61      |
| Transportation of mails on steamboats .....                | 508,444.48      |
| Special-delivery service.....                              | 544,735.33      |
| Mail depredations and post-office inspectors.....          | 492,859.27      |
| Mail bags and catchers.....                                | 265,077.86      |
| Transportation—electric and cable cars.....                | 330,894.61      |
| Manufacture of postage stamps                              | 253,000.00      |
| Transportation—spec. facilities                            | 167,010.40      |
| Manufacture of postal cards....                            | 156,702.37      |
| Miscellaneous items at first and second class offices..... | 221,709.55      |
| Balance due foreign countries..                            | 144,385.03      |

|  |                         |
|--|-------------------------|
| Blanks, etc., for money-order service .....                  | 99,228.66               |
| Registered package, tag, official and dead-letter envelopes. | 101,000.00              |
| Wrapping twine.....  | 159,622.76              |
| Renting of canceling machines.                               | 145,817.79              |
| Stationery for postal service...                             | 69,695.05               |
| Experimental rural free delivery .....                       | 1,749,525.06            |
| New territory and military postal service.....               | 227,175.67              |
| Compensation to assistant postmasters .....                  | 1,339,333.97            |
| Payment of money orders more than one year old.....          | 88,164.98               |
| Pneumatic-tube service.....                                  | 222,254.00              |
| Twenty-two smaller items.....                                | 233,582.66              |
| Account of previous years.....                               | 515,313.78              |
| <b>Total expenditures.....</b>                               | <b>\$115,554,920.87</b> |
| <b>Excess of expenditures.....</b>                           | <b>\$3,923,727.48</b>   |

### STATISTICS OF THE SERVICE.

|  |                      |
|--|----------------------|
| Pieces of mail handled—Letters.                | 3,604,322,767        |
| Postal cards.....                              | 659,614,800          |
| Newspapers, etc.....                           | 2,206,791,539        |
| Third and fourth class matter.                 | 953,661,223          |
| <b>Total .....</b>                             | <b>7,424,390,329</b> |
| Number of postoffices.....                     | 76,945               |
| Special-delivery messengers.....               | 2,583                |
| Pieces of mail specially delivered             | 7,133,263            |
| Cities having free delivery.....               | 866                  |
| Carriers employed.....                         | 16,389               |
| People served by carriers.....                 | 32,000,000           |
| Rural free delivery routes (Dec. 1, 1901)..... | 6,009                |
| Persons served on rural routes...              | 4,000,000            |
| Inland mail routes.....                        | 35,316               |
| Inland mail route mileage.....                 | 511,808              |
| Star routes.....                               | 22,797               |
| Mileage of star routes.....                    | 267,357              |
| Electric and cable car routes...               | 326                  |
| Railway mail routes.....                       | 1,306                |
| Railway mail route mileage.....                | 182,154              |

### PAPER AND PULP MANUFACTURES.

|                            | 1900.         | 1890.        |
|----------------------------|---------------|--------------|
| No. of establishments..... | 763           | 649          |
| Capital.....               | \$167,507,713 | \$89,829,548 |
| Salaried employes.....     | 2,935         | 1,348        |
| Salaries.....              | \$4,500,911   | \$1,770,657  |
| Wage-earners, av. No.....  | 49,646        | 31,050       |

|                        | 1900.         | 1890.        |
|------------------------|---------------|--------------|
| Total wages.....       | \$20,746,426  | \$13,204,828 |
| Miscellaneous expenses | \$10,184,106  | \$6,770,681  |
| Cost of materials used | \$70,530,236  | \$44,228,480 |
| Value of products..... | \$127,286,162 | \$78,937,184 |

## THE ISTHMIAN CANAL.



MAP SHOWING NICARAGUA CANAL ROUTE.

Great Britain refused to ratify the Hay-Pauncefote canal treaty of 1900 on the ground that the amendments made by the United States senate nullifying the neutrality provisions were unsatisfactory. After the adjournment of congress in March negotiations were entered into for a new treaty and early in the fall an agreement was reached. The document was signed by Secretary Hay and Lord Pauncefote Nov. 18, 1901, and laid before the senate by the president Dec. 4. At the same time the report of the Isthmian canal commission favoring the Nicaragua route for the canal was sent to congress. The commission estimates the total cost of the undertaking at \$189,864,062 and the time for the completion of the work at eight years, including two years of preparation. The total length of the Nicaragua route is 183.66 miles. The Panama route is 49.09 miles long and the report estimates the cost of completing the canal at \$144,233,358, but as the concession cannot be secured for less than \$109,141,000 the route is rejected.

## HAY-PAUNCEFOTE TREATY.

The text of the Hay-Pauncefote treaty of 1901 is as follows:

The United States of America and his majesty Edward VII. of the united Kingdom of Great Britain and Ireland and of the British dominions beyond the seas, king and emperor of India, being desirous to facilitate the construction of a ship canal to

connect the Atlantic and Pacific oceans, by whatever route may be considered expedient, and to that end to remove any objection which may arise out of the convention of the 19th of April, 1850, commonly called the Clayton-Bulwer treaty, to the construction of such canal under the auspices of the government of the United States without impairing the "general principle" of neutralization established in article 8 of that convention, have for that purpose appointed as their plenipotentiaries:

The president of the United States; John Hay, secretary of state of the United States of America, and his majesty Edward VII. of the united Kingdom of Great Britain and Ireland and of the British dominions beyond the seas, king and emperor of India; the Rt.-Hon. Lord Pauncefote, G. C. B., G. C. M. G., his majesty's ambassador extraordinary and plenipotentiary to the United States;

Who, having communicated to each other their full powers, which were found to be in due and proper form, have agreed upon the following articles:

Article I. The high contracting parties agree that the present treaty shall supersede the aforementioned convention of the 19th of April, 1850.

Art. II. It is agreed that the canal may be constructed under the auspices of the government of the United States, either directly at its own cost or by gift or loan of money to individuals or corporations or

through subscription to or purchase of stock or shares, and that, subject to the provisions of the present treaty, the said government shall have and enjoy all the rights incident to such construction, as well as the exclusive right of providing for the regulation and management of the canal.

Art. III. The United States adopts as the basis of the neutralization of such ship canal the following rules, substantially as embodied in the convention of Constantinople, signed the 28th of October, 1838, for the free navigation of the Suez canal, that is to say:

1. The canal shall be free and open to the vessels of commerce and of war of all nations observing these rules on terms of entire equality, so that there shall be no discrimination against any nation or its citizens or subjects in respect of the conditions or charges of traffic or otherwise. Such conditions and charges of traffic shall be just and equitable.

2. The canal shall never be blockaded nor shall any right of war be exercised nor any act of hostility be committed within it. The United States, however, shall be at liberty to maintain such military police along the canal as may be necessary to protect it against lawlessness and disorder.

3. Vessels of war of a belligerent shall not revictual nor take any stores in the canal except so far as may be strictly necessary, and the transit of such vessels through the canal shall be effected with the least possible delay in accordance with the regulations in force, and with only such intermission as may result from the necessities of the service. Prizes shall be in all respects subject to the same rules as vessels of war of the belligerents.

4. No belligerent shall embark or disembark troops, munitions of war or warlike materials used in the canal, except in case of accidental hindrance of the transit, and

in such case the transit shall be resumed with all possible dispatch.

5. The provisions of this article shall apply to waters adjacent to the canal, within three marine miles of either end. Vessels of war of a belligerent shall not remain in such waters longer than twenty-four hours at any one time, except in case of distress, and in such case shall depart as soon as possible; but a vessel of war of one belligerent shall not depart within twenty-four hours from the departure of a vessel of war of the other belligerent.

6. The plant, establishments, buildings and all works necessary to the construction, maintenance and operation of the canal shall be deemed to be parts thereof for the purpose of this treaty, and in time of war, as in time of peace, shall enjoy complete immunity from attack or injury by belligerents and from acts calculated to impair their usefulness as part of the canal.

Art. IV. It is agreed that no change of territorial sovereignty or of international relations of the country or countries traversed by the before-mentioned canal shall affect the general principle of neutralization or the obligation of the high contracting parties under the present treaty.

Art. V. The present treaty shall be ratified by the president of the United States, by and with the advice and consent of the senate thereof, and by his Britannic majesty, and the ratifications shall be exchanged at Washington or at London at the earliest possible time within six months from the date hereof.

In faith whereof the respective plenipotentiaries have signed this treaty and hereunto affixed their seals.

Done in duplicate at Washington, the eighteenth day of November, in the year of our Lord one thousand nine hundred and one.

JOHN HAY (Seal).  
FAUNCEFOTE (Seal).

### NATIONAL GUARD FUND.

Apportionment of the \$1,000,000 voted by congress.

|                     |             |                      |             |                            |             |
|---------------------|-------------|----------------------|-------------|----------------------------|-------------|
| Alabama .....       | \$23,396.00 | Michigan .....       | \$29,728.55 | Tennessee .....            | \$25,490.20 |
| Arkansas .....      | 16,993.46   | Minnesota .....      | 19,117.64   | Texas .....                | 31,862.73   |
| California .....    | 19,117.64   | Mississippi .....    | 19,117.64   | Utah .....                 | 6,372.53    |
| Colorado .....      | 8,496.73    | Missouri .....       | 36,111.11   | Vermont .....              | 8,496.73    |
| Connecticut .....   | 12,745.08   | Montana .....        | 6,372.53    | Virginia .....             | 25,490.20   |
| Delaware .....      | 6,372.53    | Nebraska .....       | 16,993.46   | Washington .....           | 8,496.73    |
| Florida .....       | 8,496.73    | Nevada .....         | 6,372.53    | West Virginia .....        | 12,745.08   |
| Georgia .....       | 27,614.37   | New Hampshire .....  | 8,496.73    | Wisconsin .....            | 25,490.20   |
| Idaho .....         | 6,372.53    | New Jersey .....     | 21,241.82   | Wyoming .....              | 6,372.53    |
| Illinois .....      | 50,980.40   | New York .....       | 76,470.59   | Arizona .....              | 5,683.60    |
| Indiana .....       | 81,862.73   | North Carolina ..... | 23,366.00   | District of Columbia ..... | 17,213.15   |
| Iowa .....          | 27,614.37   | North Dakota .....   | 6,372.53    | New Mexico .....           | 5,516.44    |
| Kansas .....        | 21,241.82   | Ohio .....           | 48,856.20   | Oklahoma .....             | 7,072.87    |
| Kentucky .....      | 27,614.37   | Oregon .....         | 8,496.73    | Porto Rico .....           | 10,000.00   |
| Louisiana .....     | 16,993.46   | Pennsylvania .....   | 67,973.86   | Hawaii .....               | 5,000.00    |
| Maine .....         | 12,745.08   | Rhode Island .....   | 8,496.73    |                            |             |
| Maryland .....      | 16,993.46   | South Carolina ..... | 19,117.64   |                            |             |
| Massachusetts ..... | 31,862.73   | South Dakota .....   | 8,496.73    |                            |             |
|                     |             |                      |             | Total .....                | 1,000,000   |

### SALT INDUSTRY.

[From United States census report.]

|                              | 1900.        | 1890.        | Pct. inc. |
|------------------------------|--------------|--------------|-----------|
| Establishments .....         | 159          | 200          | *20.5     |
| Capital .....                | \$27,123,364 | \$13,437,749 | 101.8     |
| Salaried persons .....       | 406          | 200          | 103.0     |
| Wage earners (average) ..... | 4.774        | 4.255        | 12.2      |
| Salaries .....               | \$49,748     | \$189,049    | 164.3     |
| Total wages .....            | 1,911,140    | 1,533,442    | 39.9      |
| Miscellaneous expenses ..... | 760,589      | 674,183      | 12.8      |
| Cost of materials .....      | 3,335,922    | 1,826,770    | 82.6      |
| Value of products .....      | 7,966,897    | 5,484,618    | 45.3      |

California has 24 salt establishments, Kansas 8, Michigan 53, New York 38, Ohio 10, Oklahoma 4, Texas 3, Utah 5, West Virginia 4, and other states 7.

\*Decrease.



## AFFAIRS IN CHINA.

## TERMS OF THE PROTOCOL.

Following is a translation of the essential paragraphs in the protocol signed by the plenipotentiaries of the foreign powers and of China on the 7th of September:

1. Relates to the appointment of Tsai Feng, Prince Chun, to convey to the emperor of Germany the regrets of the Chinese government for the assassination of Baron von Ketteler and the provisions for erecting a monument to his memory on the spot where he was killed in Peking.

2. Relates to the punishments inflicted upon the principal authors of the outrages and crimes committed against the foreign governments and their citizens.

3. Relates to the apology to be conveyed to Japan for the assassination of Mr. Sugiyama.

4. Relates to the erection of expiatory monuments in various cemeteries at a cost to China of 15,000 taels.

5. China has agreed to prohibit the importation into its territory of arms and ammunition, as well as of materials exclusively used for the manufacture of arms and ammunition. An imperial edict has been issued on the 25th of August, 1901, forbidding said importation for a term of two years. New edicts may be issued subsequently extending this by other successive terms of two years in case of necessity recognized by the powers.

6. By an imperial edict dated the 29th of May, 1901, his majesty the emperor of China agreed to pay the powers an indemnity of 450,000,000 Haikwan taels. This sum represents the total amount of the indemnities for states, companies or societies, private individuals and Chinese referred to in article 5 of the note of Dec. 25, 2900.

(a) These 450,000,000 constitute a gold debt calculated at the rate of the Haikwan tael to the gold currency of each country, as indicated below:

## HAIKWAN TAEI EQUALS:

|   |        |
|---|--------|
| Marks .....                               | 3.055  |
| Austro-Hungarian crown.....               | 3.595  |
| Gold dollar.....                          | 0.742  |
| Francs .....                              | 3.750  |
| Pound sterling.....                       | 0.380d |
| Yen .....                                 | 1.407  |
| Netherlands florin.....                   | 1.796  |
| Gold ruble (17.424 dollars<br>fine) ..... | 1.412  |

This sum in gold shall bear interest at 4 per cent per annum, and the capital shall be reimbursed by China in thirty-nine years (in a manner indicated in an annexed plan of amortization). Capital and interest shall be payable in gold or at the rates of exchange corresponding to the dates at which the different payments fall due. The amortization shall commence the 1st of January, 1902, and shall finish at the end of the year 1940. The amortizations are payable annually, the first payment being fixed on the 1st of January, 1903. Interest shall run from the 1st of July, 1901, but the Chinese government shall have the right to pay off within a term of three years beginning January, 1902, the arrears of the first six months ending the 31st of December, 1901, on condition, however, that it pays compound interest at the rate of 4 per cent per annum on the sums the payments of which shall have thus been deferred. Interest shall be payable semiannually, the first pay-

ment being fixed on the 1st of July, 1902.

(b) The service of the debt shall take place in Shanghai, in the following manner: Each power shall be represented by a delegate on a commission of bankers authorized to receive the amount of interest and amortization which shall be paid to it by the Chinese authorities designated for that purpose, to divide it among the interested parties and to give a receipt for the same.

(c) The Chinese government shall deliver to the doyen of the diplomatic corps at Peking a bond for the lump sum, which shall subsequently be converted into fractional bonds bearing the signatures of the delegates of the Chinese government designated for that purpose. This operation and all those relating to issuing of the bonds shall be performed by the above-mentioned commission, in accordance with the instructions which the powers shall send their delegates.

(d) The proceeds of the revenues assigned to the payment of the bonds shall be paid monthly to the commission.

(e) The revenues assigned as security for the bonds are the following: The balance of the revenues of the imperial maritime customs after payment of the interest and amortization of preceding loans secured on these revenues, plus the proceeds of the raising to 5 per cent effective of the present tariff on maritime imports, including articles until now on the free list, but exempting foreign rice, cereals and flour, gold and silver bullion and coin; the revenues of the native customs, administered in the open ports by the imperial maritime customs; the total revenues of the salt gabelle, exclusive of the fraction previously set aside for other foreign loans. The raising of the present tariff on imports to 5 per cent effective is agreed to on the conditions mentioned below. It shall be put in force two months after the signing of the present protocol, and no exception shall be made except for merchandise shipped not more than ten days after the said signing. All duties levied on imports ad valorem shall be converted as far as possible and as soon as may be into specific duties. This conversion shall be made in the following manner: The average value of merchandise at the time of its landing during the three years 1897, 1898 and 1899—that is to say, the market price less the amount of import duties and incidental expenses—shall be taken as the basis for the valuation of merchandise. Pending the result of the work of conversion, duties shall be levied ad valorem. The beds of the rivers Peiho and Whangpoo shall be improved with the financial participation of China.

7. The Chinese government has agreed that the quarter occupied by the legations shall be considered as one specially reserved for their use and placed under their exclusive control, in which Chinese shall not have the right to reside and which may be made defensible. [The limits of the quarter are specified.]

8. The Chinese government has consented to raze the forts of Taku and those which might impede free communication between Peking and the sea; steps have been taken for carrying this out.

9. The Chinese government has conceded the right to the powers in the protocol annexed to the letter of the 16th of January,

1901, to occupy certain points, to be determined by an agreement between them, for the maintenance of open communication between the capital and the sea. The points occupied by the powers are: Huangsun, Langfang, Yangtsun, Tientsin, Chunliang Cheng, Tongku, Lutai, Tongshan, Lanchou, Changli, Ch'inwang Tao, Shanhaikwan.

10. The Chinese government has agreed to post and have published during two years in all district cities the following imperial edicts:

(a) Edict of the 1st of February, 1901, prohibiting forever, under pain of death, membership in any antiforeign society.

(b) Edicts of the 13th and 21st of February, 29th of April and 19th of August, enumerating the punishments inflicted on the guilty.

(c) Edict of the 19th of August, 1901, prohibiting examinations in all cities where foreigners were massacred or subjected to cruel treatment.

(d) Edict of the 1st of February, 1901, declaring all governors-general, governors and provincial or local officials responsible for order in their respective districts, and that in case of new antiforeign troubles or other infractions of the treaties which shall not be immediately repressed and the authors of which shall not have been punished these officials shall be immediately dismissed without possibility of being given new functions or new honors. The posting of these edicts is being carried on throughout the empire.

11. The Chinese government has agreed to negotiate the amendments deemed necessary by the foreign governments to the treaties of commerce and navigation and the other subjects concerning commercial relations, with the object of facilitating them. [The steps taken for the improvement of the Peiho and Whangpoo rivers are specified.]

12. An imperial edict of the 24th of July, 1901, reformed the office of foreign affairs, tsung-li yamen, on the lines indicated by the powers; that is to say, transformed it into a ministry of foreign affairs (wai-wu pu), which takes precedence over the six other ministries of state; the same edict appointed the principal members of this ministry. [The remainder of the paragraph relates to the modification of the court ceremonial as regards the reception of foreign representatives, makes the French text of the protocol official and provides for the evacuation of the city of Peking and the province of Chihli.]

Peking, 7th September, 1901.

(Signed) A. V. Munn, M. Czikan, Joostens, B. J. de Cologan, W. W. Rockhill, Beau, Ernest Satow, Salvago Raggi, Jutaro Komura, M. de Giers.  
Signatures and seals of Chinese plenipotentiaries.

#### CHRONOLOGY OF THE YEAR.

The Boxer outbreak in China in the spring of 1900, which resulted in foreign intervention and the occupation of Peking by the troops of the United States, Germany, France, Great Britain, Russia, Japan and Italy, was followed in 1901 by protracted negotiations in regard to indemnities for the losses sustained by the legations, missionaries and other foreigners. Conclusions were arrived at with difficulty owing to the usual dilatory tactics of the Chinese and the distance of the fugitive court from the old capital, but the main question was settled in July, when the powers agreed to accept

China's offer to pay an indemnity of 450,000,000 taels (equivalent to about \$325,000,000). Other details of the settlement will be found in the following chronology of events:

Jan. 1.—Execution of the Chinese soldier who killed Baron von Ketteler, German minister to China.

14—Prince Ching and Li Hung Chang, by order of the court, sign the joint note of the powers providing for the preliminary conditions of peace and arranging for future negotiations. Death of twelve officials concerned in the Boxer massacres demanded.

Feb. 6.—Foreign ministers at Peking agree to except Prince Tuan, Duke Lan and Tung Fu Siang from the list of officials to be executed.

25—Ying Lien and Chao Shu Chao, Boxer leaders, reported to have killed themselves in compliance with the edict.

26—Chi Siu and Hsu Cheng Yo beheaded in Peking in compliance with the edict.

March 9.—Russia in practical possession of Manchuria.

17—Peace negotiations hampered by Chinese concessions to Russia in Manchuria.

26—Chinese officials refuse to sign the Russian-Manchurian treaty owing to the opposition of the powers.

April 5.—Russia withdraws Manchurian treaty to avoid war with Japan.

25—Dowager empress appoints a board of regents to manage the empire. Minister Conger arrives at San Francisco. Defends Dr. Ament against the charge of looting.

May 9.—Indemnity claims amounting to 450,000,000 taels presented to the Chinese.

22—Gen. Chaffee and the 9th United States infantry leave Peking. Preparations made to withdraw other foreign troops.

June 3.—Count von Waldersee departs from Peking. Gen. Chaffee and troops arrive at Manila.

10—The United States refuses to enter into a joint agreement to guarantee the Chinese indemnity.

July 26—China's offer to pay 450,000,000 taels as indemnity is formally accepted by representatives of the powers. Interest is to be paid at the rate of 4 per cent per annum, the whole of the principal and debt to be liquidated by 1940.

27—New Chinese foreign office created, with Prince Ching at the head.

Aug. 12.—Agreement reached that wheat and flour are to be admitted into China free of duty.

14—Russian suzerainty over the province of Newchwang proclaimed.

20—Final protocol of the powers presented to China.

Sept. 4.—Emperor William receives, through Prince Chun, the apology of China for the murder of Baron von Ketteler.

6—Protocol signed at Peking.

17—Peking practically evacuated by foreign troops. Three hundred Chinese troops to furnish military protection.

Sept. 22—The province of Chihli turned over to China.

Oct. 6.—Emperor and empress dowager leave Singan Fu on their return to Peking.

Nov. 2.—Announcement made that China has decided to recall Wu Ting-fang, minister to the United States. Attempt made to murder the empress.

4—Chinese court rejects the new treaty with Russia submitted by Li Hung Chang.

## Events of 1901.

## ACCIDENTS.

## FIRE LOSSES AND CASUALTIES.

- Alton, Ill., Oct. 2—Stannard Milling company's plant burned; loss, \$400,000.
- Antwerp, Belgium, June 5—Fire destroyed \$10,000,000 worth of property.
- Appleton, Wis., Feb. 13—Paper mills burned; loss, \$500,000.
- Arkansas City, Ark., Oct. 7—Paepke-Leicht lumber plant; loss, \$500,000.
- Baku, Russia, Feb. 5—Great oil fire; more than 100 lives lost.
- Bergen, Norway, Sept. 23—Big fire in business part of city; 40,000 square feet devastated.
- Boston, March 15—The Advertiser building burned; three lives lost.
- Brooklyn, Aug. 30—Six lives lost in tenement-house fire.
- Chicago, Jan. 25—Pitkin & Brooks' crockery store burned; loss, \$450,000.
- Chicago, May 5—Seven lives lost in burning of South Chicago dwellings.
- Chicago, Sept. 24—One killed, several hurt, at Canal street fire.
- Chicago, Oct. 8—McMahon biscuit factory burned; loss, \$200,000.
- Chicago, Oct. 9—North side coal docks and other property; loss, \$650,000.
- Chicago, Oct. 14—Garden City hotel burned; one life lost.
- Chicago, Oct. 30—Twenty buildings at Union and Kinzie streets; loss, \$300,000.
- Cincinnati, Jan. 22—Grand opera house burned.
- Cleveland, O., Nov. 12—Office building burned; one person killed, six hurt; loss, \$500,000.
- Cosenza, Italy, Sept. 29—Half the city burned; two lives lost and fifty hurt by explosion.
- Davenport, Iowa, July 25—Many business buildings burned; loss, \$700,000.
- Detroit, Mich., May 12—Fire in lumber district causes a loss of \$800,000.
- Fuchau, China, Aug. 20—Property worth \$1,000,000 burned.
- Hammond, Ind., Oct. 23—Part of packing plant burned; loss, \$750,000.
- Havana, Cuba, Feb. 6—Buildings and goods worth \$700,000 burned.
- Hurley, Wis., Nov. 6—Ten persons burned to death in a dance hall.
- Jacksonville, Fla., May 3—City almost destroyed; loss, \$11,000,000.
- Jonestown, Miss., Nov. 25—The town practically destroyed by fire; loss, \$75,000.
- Kansas City, Jan. 31—Coates opera house burned.
- Louisville, Ky., July 26—Several lives lost in photographic supply house fire; seven firemen hurt.
- Minneapolis, Jan. 6—Eight men suffocated in tenement-house fire.
- Montreal, Jan. 23—Many buildings burned; loss, \$2,500,000.
- New York City, Jan. 9—Three steamers burned; loss, \$1,000,000.
- New York City, Jan. 30—Hotel Jefferson burned; three lives lost.
- Norfolk, Neb., Sept. 23—State insane asylum burned; three lives lost.
- Pekin, China, April 18—Part of royal palace burned.
- Pittsburg, Pa., Nov. 25—Four sisters lose their lives in a burning residence.
- Philadelphia, Pa., Aug. 21—One hundred persons injured by blazing oil.
- Philadelphia, Oct. 25—Nineteen persons killed in a furniture house fire; loss, \$500,000.
- Rantoul, Ill., Aug. 9—Fifty buildings burned; loss, \$300,000.
- Rochester, N. Y., Jan. 8—Orphan asylum burned; twenty-eight lives lost.
- Rochester, N. Y., Feb. 11—National Glass company's plant; loss, \$1,500,000.
- St. Louis, Mo., March 13—Brewery ice-houses, etc.; loss, \$300,000.
- Sydney, C. E., Oct. 19—Sixty houses burned; loss, \$1,000,000.
- Waukega, Ill., May 29—Mother, daughter and grandchild burned to death.
- West Baden, Ind., June 14—Hotel burned; loss, \$250,000.
- Wichita, Kas., July 16—Plant of Dold Packing company burned; loss, \$1,050,000.

## LOSS OF LIFE BY LIGHTNING.

- Altoona, Pa., Aug. 30—One killed and 200 shocked by lightning at a ball game.
- Chicago, July 1—Ten boys and one man killed by a single flash of lightning in Lake View.
- Grove City, Pa., July 19—Four killed and three badly hurt.
- Hammond, La., Aug. 4—Four killed.
- Indian Territory, July 30—Four killed by one stroke.
- Newcomerstown, O., July 15—Three killed.
- St. Louis, July 2—Three killed and three badly hurt.

The average annual loss of life from lightning in the United States is, according to the reports of the weather bureau, 312.

The annual loss of property destroyed by lightning is placed at between \$1,500,000 and \$2,000,000.

## MARINE DISASTERS.

- Baltimore, steamer, founders in Lake Huron May 24—Twelve lives lost.
- Bon Voyage, steamer, burned on Lake Superior May 10—Five women drowned.
- City of Cleveland, steamer, sunk in Detroit river Oct. 20—All rescued.
- City of Golconda, steamer, wrecked by a squall on the Ohio river Aug. 19—Twenty persons drowned.
- City of Paducah, steamer, sinks near Grand Tower, Ill., May 13—Several lives lost.
- City of Rio de Janeiro, Pacific Mail steamship, goes on the rocks at Golden Gate, Cal., Feb. 22—Nearly 130 lives lost, Consul Wildman and family among the drowned.
- City of Trenton, steamer, wrecked by boiler explosion near Philadelphia Aug. 28—Twenty-eight dead; many injured.
- Cobra, British torpedo-boat destroyer, sunk in the North sea Sept. 18—Sixty-seven lives lost.
- Ella, Norwegian steamer, founders off Newfoundland; twenty-five lives lost.
- Estelle, naphtha launch, sunk in Boston harbor June 23—Two lives lost.
- Fern, tug, sinks near Houghton, Mich., July 1—Four drowned.
- Hudson, steamer, wrecked in Lake Superior Sept. 16—Twenty-four lives lost.
- Islander, steamer, wrecked by an iceberg off the Alaskan coast Aug. 15—Forty lives lost.
- Leon, Brex steamer, lost off Portugal Sept. 9—Few saved.
- Louise Adelaide, schooner, wrecked by an

explosion at Stockholm, Sweden, July 23—Fifteen killed.  
 Lucerne, steamer, wrecked on Newfoundland coast about Feb. 10—Number of lives lost not known.  
 Lusitania, steamship, wrecked off the Newfoundland coast June 26—All saved.  
 Moana and Louise Lamont, steamships, wrecked off the Australian coast May 16—Forty-eight drowned.  
 Mohawk, steamer, of Danbury, Conn., strikes rock and sinks near Glen Island June 29—No lives lost.  
 Noramore, oil steamer bound for Bombay, lost Sept. 1 with thirty-nine men.  
 Northfield, ferryboat, sunk in collision in New York harbor June 4—Several lives lost.  
 Rapidan, yacht belonging to R. Hall McCormick, wrecked off Cape Henlopen Sept. 11—No loss of life.  
 Sagamore, whaleback barge, sunk near Port Iroquois July 29—Three drowned.  
 Swallow, steamer, founders in Lake Erie Oct. 20—All saved.  
 Viper, British torpedo boat, wrecked off Alderney Island Aug. 4—No loss of life.

Wacht, German third-class cruiser, sunk in collision off Arkona Sept. 4—No loss of life.

#### MINING ACCIDENTS.

Bluefield, W. Va., Nov. 22—Eight mine inspectors and officials suffocated in the west mine of the Pocahontas Collieries company.  
 Dayton, Tenn., May 27—Twenty-one men killed in a mine near the city.  
 Extension, B. C., Sept. 30—Seventeen lives lost by explosion and fire in a mine.  
 Fairmont, W. Va., May 15—Six killed and five injured in a mine explosion.  
 Iron Mountain, Mich., June 4—Eight men suffocated in a mine.  
 Kemmerer, Wyo., Feb. 25—Fifty miners intombed.  
 San Rafael, ferryboat, sunk in collision in San Francisco harbor Nov. 30; five lives lost.  
 Senghenydd, Wales, May 24—Eighty miners intombed.  
 Telluride, Col., Nov. 20—One hundred miners intombed in bullion tunnel of the Smuggler-Union works.  
 Wilkesbarre, Pa., Oct. 25—Five killed in a mine explosion.  
 West Newton, Pa., June 11—Sixteen men intombed in a mine.

#### RAILROAD WRECKS.

Alton road, near Marshall, Mo., July 10—Seventeen killed and forty injured, several fatally.  
 Alton road, at Prentice, Ill., Aug. 21—Six killed.  
 Burlington road, near Thayer, Iowa, May 6—One killed, forty injured.  
 Burlington road at Exine, Iowa, Oct. 24; twenty-three persons injured.  
 Chicago Great Western road, near Chicago, Oct. 10—Four killed.  
 Erie road, near Greenville, Pa., Feb. 7—Five killed, twenty injured.  
 Great Northern road, near Nyack, Mont., Aug. 31—Thirty-eight killed.  
 Monon road, near Bedford, Ind., Nov. 4; thirty injured.  
 New York, New Haven & Hartford road, at Avon, Mass., Sept. 18—Six killed and twenty-five injured.  
 Northern Central road, at Fairville, N. J., Aug. 29—Twelve killed and many injured.  
 Palota, Hungary, Sept. 21—Thirty-two persons burned to death in a train wreck.  
 Pennsylvania road at Donelson, Ind., Nov. 1; two killed, twenty hurt.

Pittsburg & Lake Erie, near Monaca, Pa., June 24—Two killed and fifty injured.  
 Rock Island road, near Grand Junction, Iowa, March 13—Sixteen injured.  
 Santa Fe road, near Franconia, Ariz., Nov. 20; seven killed and seventeen injured.  
 Springfield, Pa., July 11—Nine men killed by train going through bridge.  
 Union Pacific road, near Hillyard, Wyo., Jan. 16—Thirteen hurt.  
 Union Pacific road, near Hardin, Col., Feb. 1—Ten injured.  
 Vestal, N. Y., June 7—Seven killed in a train collision.  
 Wabash road, near Benton, Ind., Feb. 26—About thirty injured.  
 Wabash road, nine miles west of Peru, Ind., June 26—Fifteen killed and forty-five injured.  
 Wabash railroad, near Seneca, Mich., Nov. 27—Large number of Italian immigrants killed in collision of two trains. Number of dead not definitely ascertained, but thought to be about 75; more than 100 injured.

#### STORMS AND FLOODS.

Anakardo, O. T., Aug. 21—Heavy windstorm wrecks many buildings; two persons killed.  
 Atlantic coast, Nov. 24—Severe gale causes great damage to buildings and shipping.  
 China, Sept. 3—Terrible flood reported from the Yangtse valley; one-third of population dead.  
 Cleveland, O., Sept. 1—Flood in Euclid avenue district causes heavy loss.  
 Delta County, Texas, Feb. 2—One killed and three hurt by a tornado.  
 Eaton County, Michigan, May 23—One killed by a tornado.  
 Elkhorn Valley, McDowell County, West Virginia—Devastated by a flood June 23; from fifty to sixty lives lost; property damages about \$1,000,000.  
 Floods in Tennessee, Virginia and West Virginia May 22—Many drowned.  
 Great Britain, Nov. 12-13—Much damage done by heavy storms on shore and at sea; 180 lives lost.  
 Gulf of Mexico, Aug. 15—Heavy gales cause destructive tidal waves.  
 Jersey City, Aug. 24—Storm of wind does much damage.  
 La Crosse, Wis., June 29—Tornado wrecks several buildings.  
 Logan and Lincoln Counties, Illinois, June 23—Much damage done by a storm.  
 Manila Bay, Philippine Islands, Oct. 16—Severe typhoon; twenty lives lost.  
 Naper, Neb., June 21—Eight killed and four fatally injured by a tornado.  
 Oklahoma, I. T., June 8—Storm kills seven persons.  
 Ossining, N. Y., July 2—Tornado causes much damage.  
 Pittsburg, Pa., June 22—Storm causes \$200,000 damage; three lives lost.  
 Villarego-Blota, Spain, Aug. 21—Hurricane destroys forty buildings; six persons killed.  
 Wills Point, Tex., March 9—Four killed by a tornado.

#### OTHER ACCIDENTS.

Albany, N. Y., May 26—Two electric cars collide; five killed, many hurt.  
 Bemldji, Minn., May 17—Four boys killed by exploding fireworks.  
 Chicago, Jan. 13—Panic in West Twelfth Street Turner hall; five killed, fifty hurt.  
 Chicago, March 11—Doremus laundry boiler explodes; eight lives lost.  
 Chicago, Aug. 17—Street car run into by a train on 47th street; six lives lost.

Cleveland, O., Aug 14—Ten men killed in waterworks tunnel.  
 Cleveland, O., Aug. 20—Five men killed in waterworks tunnel.  
 Detroit, Mich., Nov. 26—Twenty-eight men killed by the explosion of a boiler in the Penberthy Injector company's plant.  
 Englewood, N. J., May 12—One hundred persons hurt in a trolley-car accident.  
 Jamaica, L. I., May 11—Two killed in a tallyho-trolley car collision.  
 Louisville, Ky., Oct. 22—Twenty injured in a theater panic.  
 Newark, N. J., Sept. 26—Explosion in gas-works kills seven men.  
 New York City, Oct. 18—Five men killed by the fall of a rock in a tunnel.  
 Paris, France, June 14—Sixteen killed by a powder explosion.

Paterson, N. J., June 21—Explosion of fire-works kills seventeen persons.  
 Philadelphia, Pa., May 30—Eight members of a picnic party drowned in the Schuylkill river.  
 Philadelphia, Pa., Aug. 5—Gasoline explosion kills twenty persons.  
 Philadelphia, Pa., Aug. 19—Lightning strikes benzine tank, causing explosion; five killed.  
 Santa Monica, Cal., Oct. 11—Four killed and seven injured in a wreck on the Santa Monica Electric road.  
 Savannah, Ga., July 14—Six persons drowned at a picnic.  
 Syracuse, N. Y., April 6—Thirty persons hurt by the collapse of a bridge.  
 Texas, Sept. 27—Thirteen prospectors drowned in the Rio Grande.

### GREAT STRIKES AND STRIKE TROUBLES.

May 15—Albany street-car men go out.  
 16—Riot in Albany. One man killed, many wounded. Strike settled.  
 20—Machinists strike for nine-hour day without reduction of pay. (In some shops concessions were made and work was resumed; in other cases the shops continued with nonunion men. The strike was still in progress late in the year.) Twenty thousand men affected.  
 July 3—Strike in Telluride mines, Colorado, leads to rioting. Two men killed, ten wounded.  
 15—Strike of iron, steel and tin workers ordered in some of the mills controlled by the United States Steel corporation

to compel the adoption of the union scale in all the mills. Seventy-five thousand men out.  
 30—San Francisco teamsters and City Front Federation of Labor begin a strike.  
 Aug. 10—President Shaffer of the Amalgamated association orders all the members to strike.  
 11—South Chicago steel workers refuse to go out.  
 Sept. 14—The steel strike ends in failure.  
 Oct. 2—Teamsters' strike in San Francisco ends in a compromise.  
 Nov. 17—Two men killed and four wounded in a fight between union and nonunion miners near Hopkinsville, Ky.

### LYNCINGS.

Jan. 3—Nelson Simpson, Neelyville, Mo., crime unknown.  
 3—Sterling Thompson, Campbell county, Georgia, crime unknown.  
 3—George Read, Rome, Ga., assault.  
 3—Louis McAdams, Wilsonville, Ala., assault.  
 4—James Denson, Madison, Fla., murder.  
 4—Stepson of above, Madison, Fla., murder.  
 6—Name unknown, Quitman, Ga., assault.  
 15—Fred Alexander,\* Leavenworth, Kas., murder.  
 16—Norman McKinnon, Ocala, Fla., train wrecking.  
 16—Charles L. Robinson, Elko, S. C., assault.  
 Feb. 1—Warner Matthews, Osage Springs, Miss., assault.  
 5—William Wright, Dade City, Fla., murder.  
 5—Samuel Williams, Dade City, Fla., murder.  
 11—George Carter, Paris, Ky., assault.  
 17—Thomas Jackson, St. Peter, La., murder.  
 18—Fred King, Dyersburg, Tenn., assault.  
 18—F. Osborn, Macon, Miss., arson.  
 18—F. Henry, Macon, Miss., arson.  
 20—Peter Berryman, Mena, Ark., assault.  
 21—Thomas Vital, Fenton, La., assault.  
 26—John Knox (white), Scranton, Miss., murder.  
 26—George Ward, Terre Haute, Ind., murder.  
 28—J. Miller (Indian), Holdenville, I. T., murder.  
 March 2—Arthur McNeill, Richmond, Mo., murder.

2—John Moody, Bryan county, Georgia, crime unknown.  
 6—William Davis, Blanchard, La., assault.  
 6—Bud Davis, Moulton, Ala., crime unknown.  
 13—John Henderson,\* Corsicana, Tex., assault.  
 13—Sherman Harris, Spellman, Ga., murder.  
 16—Mrs. B. Critchfield, Rome, Tenn., theft.  
 17—Isaac Fitzgerald (white), Tiptonville, Tenn., assault.  
 18—Name unknown, Randolph county, Georgia, murder.  
 20—Terry Bell, Terry, Miss., crime unknown.  
 22—Name unknown, Halifax county, Virginia, arson.  
 23—George Shirley (white), Pocahontas, Ark., murder.  
 April 6—May Hearn (white), Okeola, Ark., murder.  
 15—K. Gordon, Portal, Ga., assault.  
 25—Wyatt Mallory, Springfield, Tenn., murder.  
 29—William Goelsby, Elberton, Ga., assault.  
 May 4—F. Bridgman, Rodessa, La., assault.  
 4—G. Johnson, Alden Ridge, La., gambling.  
 6—Edward Mays, Selma, Ala., aiding murderer.  
 6— — Mays, Selma, Ala., aiding murderer.  
 6—Robert Dawson, Selma, Ala., aiding murderer.  
 10—Henry Johnson, Valdosta, Ga., assault.

- 10—J. L. Chandler (white), Ioland, O. T., killing cattle.
- 11—James Brown, Leeds, Ala., assault.
- 11—William Williams, Southside, Ala., theft.
- 13—Lee Key, Knoxville, Ark., bad character.
- 22—Milt Calvert (white), Griffith, Miss., assault.
- 25—W. Campbell, Pond Creek, O. T., murder.
- 29—Fred Rochelle,\* Bartow, Fla., murder.
- 30—Frank Reeves, Butler county, Alabama, assault.
- 31—Calvin Hall (white), Modoc county, California, theft.
- 31—Calvin Hall's three sons, Modoc county, California, theft.
- 31—Dan Yantis, Modoc county, California, theft.
- June 5— — Dickson, Minden, La., murder.
- 16—George Harris, Limestone county, Georgia, arson.
- 19—Frank Smith, Benton, La., murder.
- 19—F. D. McLand, Benton, La., murder.
- 19—D. B. Jones, Lagrange, N. C., assault.
- 29—Name unknown, Georgetown, Ga., assault.
- July 1—Joseph Walker, Lawrenceville, Va., assault.
- 3—Jim Bailey, Smithfield, N. C., assault.
- 10—Guy Fook (Chinese) Bakersfield, Cal., assault.
- 11— — Haynes, Thicketty, S. C., murder.
- 15—Alexander Herman, Portland, Ala., murder.
- 15—Louis Thomas, Girard, La., theft.
- 16—"Bucking Bill" (white), Judith, Mont., theft.
- 16—Frederick Comme (white), Judith, Mont., theft.
- 16—Peter Waller (white), Judith, Mont., theft.
- 19—Name unknown, Crowley, La., crime unknown.
- 20—Jesse Phillips (white), Cleveland, Miss., murder.
- 21—William Cornish, Port Royal, S. C., murder.
- 21—William Brooks, Elkin, W. Va., murder.
- 25—Frank Earl, Vidalia, Ga., robbery.
- 26—John Mack (white), Maries county, Missouri, assault.
- 27—Ignacio Rivera, Hart's Ranch, Arizona, theft.
- Aug. 1—Betsy McCray, Carrollton, Miss., murder.
- 1—Ida McCray, Carrollton, Miss., murder.
- 1—Belfield McCray, Carrollton, Miss., murder.
- 1— — Siegler (white), Rosston, Ark., murder.
- 2—Charley Davis (white), Smithville, Tenn., assault.
- 2—Charles Bentley, Leeds, Ala., murder.
- 4—William Price, Carrollton, Miss., murder.
- 7—John Pennington,\* Enterprise, Ala., assault.
- 10—Name unknown, Way's Station, Ala., assault.
- 19—Frank Godley, Pierce City, Mo., murder.
- 19—Will Godley, Pierce City, Mo., murder.
- 20—Pete Hampton,\* Pierce City, Mo., murder.
- 20—Abe Wilder,† Dexter, Tex., murder.
- 21—Luke Hough, Wadesborough, N. C., assault.
- 25—Henry Noles,\* Winchester, Tenn., murder.
- 26—Henry Stewart, Macon, Ga., insult.
- Sept. 3—"Bill" Fournery,\* Chestnut Grove, Ala., assault.
- 11—Frank Howard, Wickliffe, Ky., murder.
- 11—Sam Reed, Wickliffe, Ky., murder.
- 11—Ernst Harrison, Wickliffe, Ky., murder.
- 23—Thomas Walker, Harrison county, Texas, race war.
- 23—George Muckleroy, Harrison county, Texas, race war.
- 23—Four unknown men, Harrison county, Texas, race war.
- Oct. 2—James Brady (white), Helena, Mont., assault.
- 2—Jimbo Fields, Shelbyville, Ky., murder.
- 2—Clarence Garnett, Shelbyville, Ky., murder.
- 24—William Morris,\* Balltown, La., assault.
- 31—Silas Esters, Hodgenville, Ky., forcing boy to commit crime.
- Nov. 1—Unknown negro, Allentown, Ga., assault.
- Nov. 24—Frank Thomas, near Shreveport, La.; murder.
- 24—Unknown negro in Anderson county, South Carolina; murder.

\*Burned to death. †Burned and hanged.  
All negroes except where otherwise specified.

#### BANK FAILURES.

- City National bank, Buffalo, N. Y., June 29.
- Commercial bank, Kharkoff, Russia, July 4.
- Japan—Numerous small banks suspend, April 25.
- Leipziger bank, Leipzig, Germany, June 25.
- Niagara bank, Buffalo, N. Y., July 2.
- Seventh National, New York, June 27.
- Wathena (Kas.) State bank, Jan. 16.

#### EXPOSITIONS IN 1901.

- The Pan-American exposition at Buffalo began May 1, but was not formally opened until the 20th of the same month. It closed on the 2d of November, a success in every way except financially. The attendance in the early part of the season was not up to expectations and in September it received a bad setback on account of the assassination of President McKinley. The paid admissions for the six months were 8,295,073. The loss to the stockholders was approximately \$3,000,000.
- In Glasgow, Scotland, an international exhibition was held from May 2 to Nov. 9. The total attendance was 11,496,622 and the net profit \$400,000.
- The South Carolina Interstate and West Indian exposition at Charleston, S. C., was opened Monday, Dec. 2, to continue through the winter.

## GENERAL FOREIGN EVENTS.

- Belgium—Strikes—Antwerp dock laborers' strike ends, Jan. 3; glass workers' strike ends, May 21.
- Denmark—Cabinet Crisis—Elections result in great liberal gains and the cabinet resigns, July 17. Prof. Deutzer forms a new cabinet, July 23.
- Copenhagen—Demonstration by the liberals, Sept. 1.
- Rigsdag—Opened by king in person, Oct. 5.
- West Indies, Danish—Reported sold to the United States, Dec. 2.
- France—Castellane, Count Boni de—Quarrel and duel with Fernand de Rodays, March 14 and 15.
- Czar—The czar and czarina visit France and witness great review of French troops at Compiègne, Sept. 21.
- Lur—Saluces, Count de—Banished for five years for treason, June 26.
- Marselles—Riot of strikers, March 30; strike ended, April 7.
- Rostand—Elected a member of the French academy, May 30.
- Russian Loan—Heavily oversubscribed in Paris, May 2.
- Santos-Dumont—Wins the Deutsch prize for the invention of a balloon that can be steered, Nov. 4.
- Germany—Bismarck—Statue of the late chancellor unveiled at Berlin, June 16.
- Miguel, Dr. von—Requested to resign as Prussian minister of finance, May 3.
- Prussia—Bicentenary celebrated, Jan. 17.
- William, Emperor—Slightly injured by a bar of iron thrown at him in Bremen, March 6.
- Great Britain—Army—Reorganization plans approved by the commons, May 16.
- Budget—Shows a deficit of \$265,000,000, April 18.
- Buller, Sir Redvers—Relieved of the command of the 1st army corps and placed on half pay, Oct. 22.
- Cornwall—Duke and duchess of Cornwall begin their trip to the British colonies, March 16; return to England, Nov. 1.
- Coronation—Royal proclamation (June 28) announces that the coronation of King Edward will take place in June, 1902.
- Dimsdale, Sir Joseph—Elected lord mayor of London, Sept. 28.
- Edward, King—Has narrow escape from death on the yacht Shamrock II., May 22.
- Glasgow University—Celebrates the 450th anniversary of its founding, June 12.
- King Alfred the Great—Statue of, unveiled in Winchester in connection with the millenary celebration, Sept. 20.
- Parliament—Opened by King Edward, Feb. 14; prorogued, Aug. 17.
- Roberts, Lord—Voted a grant of \$500,000 by the house of commons, July 31.
- Greece—Cabinet Crisis—Ministry resigns on account of riots in Athens; new cabinet formed, Nov. 24.
- Riots—Serious disturbances in Athens caused by opposition to the proposed translation of the gospels into modern Greek. Seven killed and thirty wounded in a fight with troops, Nov. 21.
- Holland—Cabinet Crisis—Dr. Kuyper forms a new cabinet, July 27.
- States-General—Opened by Queen Wilhelmina, Sept. 17.
- Wilhelmina, Queen—Married to Duke Henry of Mecklenburg-Schwerin at The Hague, Feb. 7; reported disagreement of the royal couple denied, Dec. 3.
- Italy—Art—International art exhibition opened in Venice, April 27.
- Cardinals—Archbishop Martinelli and eleven others created cardinals at the consistory, April 15.
- Crispi, Francesco—Death of the statesman, Aug. 11.
- Royal Birth—Daughter born to the queen, June 1.
- Japan—Bonds—Government issues \$3,250,000 in bonds, Oct. 26.
- Hoshi Toru—Murdered at Tokyo, June 21; the assassin sentenced to penal servitude for life, Sept. 10.
- Perry Commodore—Monument unveiled at Kuribana, July 14.
- Norway—Franchise—Conferred on women taxpayers, May 25.
- Russia—Kennan, George—Expelled, July 25.
- Royal Birth—Fourth daughter born to the czarina, June 13.
- St. Petersburg—Riots of students, March 4 and 23.
- Tolstol—Excommunicated, March 7.
- Spain—Asturias, Princess of—Married to Prince Charles of Bourbon, Feb. 12.
- Cabinet—Sagasta forms a new cabinet, March 6.
- Cortes—Dissolved, April 24.
- Elections—Government supporters successful in the municipal elections, Nov. 10.
- Riots—Religious disturbances, Feb. 10-14.
- Sweden—Ericsson, John—Statue to the designer of the monitor unveiled in Stockholm, Sept. 14.

## GENERAL DOMESTIC EVENTS.

- Alabama—New constitution signed, Sept. 3; ratified, Nov. 11.
- Antitoxin—Deaths from, in St. Louis, last week in October.
- Brooklyn Bridge—Broken strands in cables discovered, July 24.
- Bubonic Plague—Case at Ann Arbor, Mich., April 7.
- Daly, Dr. William H.—Commits suicide at Pittsburg, June 9.
- Dawes, Charles G.—Resigns as comptroller of the currency, July 5.
- Gainsborough Portrait—Recovery of, in Chicago, announced April 5.
- Harriman, E. H.—Made president of the Southern Pacific railway, Sept. 30.
- Harrison, Benjamin—Death of ex-president, March 13.
- Hay, Adelbert S.—Killed by a fall in New Haven, Conn., June 22.
- Indians—Creeks and other tribes turbulent, Jan. 22.
- Ito, Marquis—Begins a tour of the United States, Oct. 2.
- Keane, John J.—Invested with the pallium at Dubuque, Iowa, April 17.
- Leavenworth, Kas.—Twenty-five prisoners escape from the federal prison after killing one of the guards and wounding three; one convict killed, Nov. 8.
- Logan, John A.—Statue of, unveiled in Washington, April 9.
- Marshall, John—Anniversary day observed, Feb. 4.
- Morgan, J. P.—Buys \$1,750,000 worth of shares in the British Electric Traction company, London, Feb. 15; buys the Leyland line of steamers, April 30.

Most, Johann—Given one year in prison for incendiary article published shortly after McKinley's death, Oct. 14.

McKinley, William—Inaugurated president, March 4; starts with party for Pacific coast, April 29; witnesses launch of the Ohio at San Francisco, May 18; makes his last speech at the Pan-American exposition, Sept. 5.

Northern Securities Company—Incorporated in New Jersey with a capital of \$400,000,000, Nov. 13.

Postoffice Robbery—Chicago office robbed of \$74,610 worth of stamps, Oct. 21.

Powers, Caleb—Sentenced to life imprisonment for complicity in the murder of William Goebel, Oct. 26.

Philadelphia—Street railway franchise rights voted away, June 12; John Wanamaker offers \$2,500,000 for them, June 13.

Roosevelt, President—Changes policy of southern appointments, Oct. 7.

Smith, Joseph F.—Elected president of the mormon church, Oct. 17.

Strong, Sam—Millionaire mine owner, killed by a gambler in Cripple Creek, Col., Aug. 22.

Train Robberies—On Great Northern at Wagger Station, Mont., \$70,000 taken, July 3; on Baltimore & Ohio at Millers Station, Ind., July 31; on Missouri, Kansas & Texas in Indian Territory, Aug. 13; attempt, on Southern Pacific at Walker's Station, Ore., Oct. 23.

Washington, Booker T.—Entertained at dinner by President Roosevelt at the white house, Oct. 16; president criticised in the south, Oct. 17-19.

White, Frederick—Son of the United States ambassador to Germany, commits suicide at Syracuse, N. Y., July 8.

Wellington, Senator—Expelled from the Union League club of Baltimore for expressing indifference to the shooting of President McKinley, Sept. 11.

### NATIONAL ASSOCIATIONS.

(Science, Law, Education, Medicine, Geography, Civics.)

American Association for the Advancement of Science—President, Prof. Asa P. Hall, Harvard university, Boston; general secretary, D. T. McDougal, New York Botanical Gardens; secretary of council, P. B. Ward, Lincoln, Neb.; permanent secretary, Dr. L. O. Howard, Washington, D. C. (Founded 1851.)

American Bar Association—President, U. M. Rose, Little Rock, Ark.; secretary, John Hinkley, Baltimore.

American Medical Association—President, John A. Wyeth, New York, N. Y.; secretary, George H. Simmons, Chicago.

Commercial Law League—President, E. C. Ferguson, Chicago; secretary, E. A. Krauthoff, Kansas City. (Organized 1894.)

League of Municipalities—President, Mayor

Charles Ashley, New Bedford, Mass.; secretary, John McVickar, Des Moines, Iowa.

National Civic Improvement League—Headquarters, Springfield, O.; president, Charles Zueblin, Chicago; corresponding secretary, E. G. Routzahn, Dayton, O.; organizer, Miss Jessie L. Good, Springfield, O.

National Educational Association—President, William Beardshear, Iowa; secretary, Irwin Shepard, Winona, Minn.

National Geographic Society—President, A. Graham Bell; secretary, A. J. Henry. Headquarters, Corcoran building, Washington, D. C.

National Municipal League—President, James C. Carter, New York, N. Y.; secretary, Clinton Rogers Woodruff, Philadelphia. (Founded 1894.)

### NATIONAL ASSOCIATIONS OF WOMEN.

Catholic Woman's National League—President, Mrs. Alice T. P. Keary; corresponding secretary, Mrs. May F. Powers.

Daughters of the American Revolution—President-general, Mrs. Charles W. Fairbanks, Indianapolis, Ind.; recording secretary-general, Mrs. Eleanor W. Howard; corresponding secretary-general, Mrs. Robert Hatcher. (Organized 1890.)

Daughters of the King—President, Mrs. E. A. Bradley, New York, N. Y.; secretary, Miss E. L. Ryerson, New York, N. Y.

General Federation of Women's Clubs—President, Mrs. Rebecca D. Lowe, Atlanta, Ga.; corresponding secretary, Mrs. G. Kendrick, Jr., Philadelphia. (Federation organized 1892.)

Ladies' Catholic Benevolent Association of the United States—President, Mrs. Elizabeth McGowan of Pittsburg.

National Association of Colored Women—

President, Mrs. Josephine Yates of Kansas City.

National Woman's Suffrage Association—President, Mrs. Carrie Chapman Catt; corresponding secretary, Miss Kate Gordon; treasurer, Mrs. Harriet Taylor Upton, New York, N. Y.; honorary presidents, Elizabeth Cady Stanton, Susan B. Anthony.

Polish National Woman's Alliance—President, Mrs. Stefania Chnielinski; secretary, Mrs. L. Wolowski.

Woman's Auxiliary of the American Park and Outdoor Association—President, Mrs. Herman J. Hall, Chicago; secretary-treasurer, Miss Marguerite Christensen, Milwaukee.

Woman's Christian Temperance Union—President, Mrs. Lillian M. N. Stevens; corresponding secretary, Mrs. Susannah Fry. Headquarters, Rest Cottage, Evans-ton, Ill. (Date of organization, 1874.)

### WHIST.

The annual American Whist league congress took place in Milwaukee July 29 to Aug. 3. The league challenge trophy was won by Minneapolis, the Hamilton club trophy by Chicago, the Minneapolis trophy

by Ypsilanti and the Milwaukee trophy by New York. Officers of the league: President, P. J. Tormey, San Francisco; corresponding secretary, E. B. Cooper, Shelbyville, Tenn.; treasurer, J. T. Mitchell.



## UNIVERSITIES AND COLLEGES.

(Corrected to Nov. 1, '90.)

| <i>School.</i>                                  | <i>Location.</i>           | <i>President.</i>                        | <i>Instruct-<br/>ors.</i> | <i>Stu-<br/>dents.</i> |
|---|----------------------------|--|---------------------------|------------------------|
| Amherst.....                                    | Amherst, Mass.....         | George Harris, D. D., LL. D.....         | 35                        | 405                    |
| Armour institute.....                           | Chicago.....               | F. W. Gunsaulus, D. D.....               | 88                        | 662                    |
| Augustana.....                                  | Rock Island, Ill.....      | G. Andreen.....                          | 35                        | 650                    |
| Baker university.....                           | Baldwin, Kas.....          | L. H. Murlin, A. M., D. D.....           | 32                        | 732                    |
| Bates.....                                      | Lewiston, Me.....          | G. C. Chase, D. D., LL. D.....           | 23                        | 333                    |
| Baylor university.....                          | Waco, Tex.....             | G. L. Cooper, LL. D.....                 | 47                        | 936                    |
| Beloit.....                                     | Beloit, Wis.....           | G. L. Colie (acting).....                | 30                        | 372                    |
| Berea.....                                      | Berea, Ky.....             | William G. Frost, D. D.....              | 34                        | 337                    |
| Bethany.....                                    | Lindsborg, Kas.....        | Carl Swenson, Ph. D., D. D.....          | 40                        | 800                    |
| Boston university.....                          | Boston, Mass.....          | Wm. F. Warren, S. T. D., LL. D.....      | 144                       | 1,350                  |
| Bowdoin.....                                    | Brunswick, Me.....         | Wm. DeWitt Hyde, D. D., LL. D.....       | 38                        | 345                    |
| Brigham Young.....                              | Logan, Utah.....           | James H. Linford, E. S., D. B.....       | 28                        | 510                    |
| Brown university.....                           | Providence, R. I.....      | W. H. P. Faunce, D. D.....               | 75                        | 900                    |
| Bucknell university.....                        | Lewisburg, Pa.....         | John H. Harris, LL. D.....               | 32                        | 530                    |
| Catholic U. of Am.....                          | Washington, D. C.....      | Thomas J. Conaty, S. T. D.....           | 27                        | 150                    |
| Clafin university.....                          | Orangeburg, S. C.....      | L. M. Dunton, D. D.....                  | 31                        | 650                    |
| Colby.....                                      | Waterville, Me.....        | Charles L. White, A. M.....              | 14                        | 180                    |
| College of the City of<br>New York.....         | New York, N. Y.....        | A. S. Webb, LL. D.....                   | 84                        | 2,385                  |
| Colorado college.....                           | Colorado Springs, Col..... | W. F. Slocum, LL. D.....                 | 35                        | 540                    |
| Columbia.....                                   | New York, N. Y.....        | N. M. Butler (acting).....               | 386                       | 4,036                  |
| Columbian university.....                       | Washington, D. C.....      | S. H. Greene, D. D. (pro tem).....       | 162                       | 1,420                  |
| Cornell college.....                            | Mount Vernon, Iowa.....    | William F. King, LL. D.....              | 35                        | 716                    |
| Cornell university.....                         | Ithaca, N. Y.....          | J. G. Schurman, A. M., D. S., LL. D..... | 375                       | 3,250                  |
| Dartmouth.....                                  | Hanover, N. H.....         | William J. Tucker, LL. D.....            | 65                        | 768                    |
| Denison university.....                         | Granville, O.....          | Emory W. Hunt, D. D.....                 | 34                        | 406                    |
| De Pauw university.....                         | Greencastle, Ind.....      | H. A. Gobin, D. D.....                   | 28                        | 518                    |
| Flisk university.....                           | Nashville, Tenn.....       | James G. Merrill, D. D.....              | 80                        | 502                    |
| Glard college.....                              | Philadelphia.....          | A. H. Fetteroy, LL. D.....               | 67                        | 1,510                  |
| Grove City college.....                         | Grove City, Pa.....        | I. C. Kettler, D. D.....                 | 19                        | 662                    |
| Hampton institute.....                          | Hampton, Va.....           | H. B. Frissell, D. D., LL. D.....        | 80                        | 1,061                  |
| Harvard university.....                         | Cambridge, Mass.....       | Charles W. Elliot, LL. D.....            | 481                       | 5,150                  |
| Howard university.....                          | Washington, D. C.....      | J. E. Rankin, D. D., LL. D.....          | 56                        | 910                    |
| Illinois Wesleyan.....                          | Bloomington, Ill.....      | E. M. Smith, M. A., D. D.....            | 34                        | 1,421                  |
| Indiana university.....                         | Bloomington, Ind.....      | Joseph Swaim, LL. D.....                 | 70                        | 1,200                  |
| Iowa State college.....                         | Ames, Iowa.....            | William Beardshear, LL. D.....           | 69                        | 1,150                  |
| Johns Hopkins.....                              | Baltimore, Md.....         | Ira Remsen, M. D., Ph. D., LL. D.....    | 141                       | 655                    |
| Kentucky university.....                        | Lexington, Ky.....         | B. A. Jenkins.....                       | 61                        | 1,108                  |
| Knox college.....                               | Galesburg, Ill.....        | Thomas McClelland, A. M., D. D.....      | 26                        | 665                    |
| Lawrence university.....                        | Appleton, Wis.....         | Samuel Plautz, Ph. D., D. D.....         | 25                        | 359                    |
| Lehigh university.....                          | Bethlehem, Pa.....         | Thomas M. Drown, LL. D.....              | 44                        | 542                    |
| Lewis institute.....                            | Chicago.....               | George N. Carman, director.....          | 75                        | 1,600                  |
| Leland Stanford, Jr.....                        | Palo Alto, Cal.....        | David S. Jordan, LL. D.....              | 130                       | 1,184                  |
| Manhattan college.....                          | New York, N. Y.....        | Rev. Brother Charles, F. S. C.....       | 38                        | 561                    |
| Massachusetts Insti-<br>tute of Technology..... | Boston, Mass.....          | Henry S. Pritchett, LL. D.....           | 148                       | 1,430                  |
| Michigan Agricultural.....                      | Lansing, Mich.....         | J. L. Snyder.....                        | 52                        | 575                    |
| Monmouth college.....                           | Monmouth, Ill.....         | J. H. McMillan.....                      | 18                        | 300                    |
| Mount Holyoke college.....                      | S. Hadley, Mass.....       | Mary E. Woolley, Lit. D., L. H. D.....   | 58                        | 609                    |
| Nevada State univ.....                          | Reno, Nev.....             | Joseph E. Stubbs, D. D.....              | 26                        | 295                    |
| New York university.....                        | New York, N. Y.....        | H. M. MacCracken, D. D., LL. D.....      | 186                       | 1,824                  |
| Northwestern univ.....                          | Evanston, Ill.....         | D. Bonbright (acting).....               | 244                       | 2,365                  |
| Oberlin college.....                            | Oberlin, O.....            | J. H. Barrows, D. D.....                 | 83                        | 1,357                  |
| Ohio State university.....                      | Columbus, O.....           | Wm. O. Thompson, D. D., LL. D.....       | 150                       | 1,500                  |
| Ohio Wesleyan.....                              | Delaware, O.....           | James V. Bashford, D. D., Ph. D.....     | 116                       | 1,358                  |
| Ottawa university.....                          | Ottawa, Kas.....           | J. D. S. Riggs, Ph. D., L. H. D.....     | 23                        | 603                    |
| Polytechnic institute.....                      | Brooklyn, N. Y.....        | Henry S. Snow, LL. D.....                | 50                        | 700                    |
| Pratt institute.....                            | Brooklyn, N. Y.....        | Charles M. Pratt.....                    | 128                       | 3,121                  |
| Princeton university.....                       | Princeton, N. J.....       | Francis L. Patton, D. D., LL. D.....     | 107                       | 1,239                  |
| Purdue university.....                          | Lafayette, Ind.....        | W. E. Stone, Ph. D.....                  | 79                        | 1,063                  |
| St. Francis Xavier.....                         | New York, N. Y.....        | Rev. David W. Hearn, S. J.....           | 34                        | 712                    |
| St. Ignatius.....                               | Chicago.....               | Henry J. Dumbach.....                    | 30                        | 512                    |
| Simpson college.....                            | Indianola, Iowa.....       | Charles E. Shelton, A. M.....            | 31                        | 532                    |
| Smith college.....                              | Northampton, Mass.....     | L. Clarke Seelye, D. D., LL. D.....      | 81                        | 1,051                  |
| State Univ. of Ky.....                          | Louisville, Ky.....        | L. C. Pierce, D. D.....                  | 15                        | 152                    |
| Syracuse university.....                        | Syracuse, N. Y.....        | James R. Day, S. T. D., LL. D.....       | 152                       | 1,800                  |
| Talladega college.....                          | Talladega, Ala.....        | G. W. Andrews.....                       | 25                        | 600                    |
| Teachers' college.....                          | New York, N. Y.....        | James E. Russell, Ph. D.....             | 93                        | 623                    |
| Tufts college.....                              | Tufts College, Mass.....   | E. H. Capen, D. D., LL. D.....           | 125                       | 900                    |
| Tulane university.....                          | New Orleans, La.....       | E. A. Alderman, LL. D.....               | 84                        | 934                    |
| Union college.....                              | College View, Neb.....     | L. A. Hoopes.....                        | 22                        | 295                    |
| U. S. Military academy.....                     | West Point, N. Y.....      | Col. Albert L. Mills.....                | 66                        | 459                    |
| U. S. Naval academy.....                        | Annapolis, Md.....         | Com'der Richard Wainwright.....          | 67                        | 328                    |
| Univ. of Alabama.....                           | University, Ala.....       | W. S. Wyman, LL. D.....                  | 41                        | 396                    |
| Univ. of Arizona.....                           | Tucson, Ariz.....          | F. Yale Adams, A. M.....                 | 18                        | 225                    |
| Univ. of California.....                        | Berkeley, Cal.....         | Benjamin Ide Wheeler, LL. D.....         | 250                       | 2,932                  |

| School.                     | Location.                 | President.                          | Instruct-<br>ors. | Stu-<br>dents. |
|-----------------------------|---------------------------|-------------------------------------|-------------------|----------------|
| Univ. of Chicago.....       | Chicago.....              | W. R. Harper, Ph. D., D. D., LL. D. | 296               | 3,520          |
| Univ. of Cincinnati.....    | Cincinnati, O.....        | Howard Ayers, LL. D.....            | 160               | 1,334          |
| Univ. of Colorado.....      | Boulder, Col.....         | James H. Baker, M. A., LL. D.....   | 90                | 965            |
| Univ. of Denver.....        | Denver, Col.....          | H. A. Buchtel, D. D.....            | 114               | 1,000          |
| Univ. of Georgia.....       | Athens, Ga.....           | Walter B. Hill, LL. D.....          | 131               | 1,994          |
| Univ. of Idaho.....         | Moscow, Idaho.....        | James A. McLean, Ph. D.....         | 21                | 285            |
| Univ. of Illinois.....      | Urbana, Ill.....          | Andrew S. Draper, LL. D.....        | 334               | 3,000          |
| Univ. of Kansas.....        | Lawrence, Kas.....        | William C. Spangler (acting).....   | 80                | 1,200          |
| Univ. of Maine.....         | Orono, Me.....            | A. W. Harris, Sc. D., LL. D.....    | 53                | 400            |
| Univ. of Michigan.....      | Ann Arbor, Mich.....      | James B. Angell, LL. D.....         | 233               | 3,800          |
| Univ. of Minnesota.....     | Minneapolis, Minn.....    | Cyrus Northrup, LL. D.....          | 265               | 3,550          |
| Univ. of Missouri.....      | Columbia, Mo.....         | Richard H. Jesse, LL. D.....        | 76                | 1,522          |
| Univ. of Mississippi.....   | University, Miss.....     | R. B. Fulton, LL. D.....            | 20                | 230            |
| Univ. of Montana.....       | Missoula, Mont.....       | Oscar J. Craig, A. M., Ph. D.....   | 14                | 235            |
| Univ. of Nebraska.....      | Lincoln, Neb.....         | E. Benjamin Andrews, LL. D.....     | 168               | 2,256          |
| Univ. of N. Carolina.....   | Chapel Hill, N. C.....    | F. P. Venable, Ph. D.....           | 45                | 551            |
| Univ. of N. Dakota.....     | Grand Forks, N. D.....    | W. Merrifield, M. A.....            | 25                | 300            |
| Univ. of Notre Dame.....    | Notre Dame, Ind.....      | Rev. Andrew Morrissey, C. S. C..... | 56                | 800            |
| Univ. of Oklahoma.....      | Norman, O. T.....         | David R. Boyd, Ph. D.....           | 21                | 293            |
| Univ. of Oregon.....        | Eugene, Ore.....          | Frank Strong, A. M., Ph. D.....     | 58                | 320            |
| Univ. of Pennsylvania.....  | Philadelphia.....         | Charles C. Harrison, LL. D.....     | 275               | 2,475          |
| Univ. of S. Dakota.....     | Vermillion, S. D.....     | G. Droppers, A. B.....              | 26                | 450            |
| Univ. of Tennessee.....     | Knoxville, Tenn.....      | C. W. Dabney, Ph. D., LL. D.....    | 85                | 721            |
| Univ. of Texas.....         | Austin, Tex.....          | William L. Prather, LL. D.....      | 97                | 1,121          |
| Univ. of Utah.....          | Salt Lake City, Utah..... | J. T. Kingsbury, Ph. D.....         | 28                | 651            |
| Univ. of Virginia.....      | Charlottesville, Va.....  | P. B. Barringer, M. D., LL. D.....  | 55                | 600            |
| Univ. of Vermont.....       | Burlington, Vt.....       | M. S. Buckham, D. D.....            | 34                | 302            |
| Univ. of Washington.....    | Seattle, Wash.....        | Frank P. Graves, Ph. D., LL. D..... | 53                | 650            |
| Univ. of Wisconsin.....     | Madison, Wis.....         | E. A. Birge (acting).....           | 166               | 2,856          |
| Univ. of Wyoming.....       | Laramie, Wyo.....         | E. E. Smiley, D. D.....             | 15                | 138            |
| Vanderbilt university.....  | Nashville, Tenn.....      | J. H. Kirkland, Ph. D., LL. D.....  | 100               | 750            |
| Vassar college.....         | Poughkeepsie, N. Y.....   | James M. Taylor, D. D., LL. D.....  | 72                | 799            |
| Washington university.....  | St. Louis, Mo.....        | W. S. Chaplin, LL. D.....           | 190               | 2,100          |
| W. Virginia university..... | Morgantown, W. Va.....    | D. B. Purlinton, Ph. D., LL. D..... | 65                | 900            |
| Western Reserve univ.....   | Cleveland, O.....         | Charles F. Thwing, D. D.....        | 185               | 800            |
| Western Univ. of Pa.....    | Pittsburg, Pa.....        | J. A. Brashear (acting).....        | 116               | 869            |
| Yale university.....        | New Haven, Conn.....      | Arthur T. Hadley, LL. D.....        | 290               | 2,700          |

### YALE BICENTENNIAL.

Yale university, which received its first charter from the colonial assembly of Connecticut toward the close of 1701, celebrated its bicentennial Oct. 20-23, 1901. Hundreds of alumni and many distinguished men from various parts of the world participated in the exercises.

On the last day honorary degrees were

conferred upon President Theodore Roosevelt, Marquis Ito of Japan, Admiral Sampson, Richard Olney, Archbishop Ireland, Bishop Henry C. Potter, Secretary John Hay, William Dean Howells, Samuel L. Clemens, Chief Justice Melville W. Fuller and numerous other noted men, including several eminent foreign scholars.

### WASHINGTON MEMORIAL INSTITUTION.

The Washington Memorial Institution was organized in 1901 by the Washington Academy of Sciences and the George Washington Memorial association, for the purpose of making available at all times the scientific and other resources of the government for advanced study and research and to cooperate with universities, colleges and individuals to this end.

The institution receives no government support, but is incorporated under a law of congress approved March 3, 1901, providing the required facilities for study in the various departments.

The officers are: President, Daniel C. Gilman; president of board of trustees, Charles D. Walcott; secretary, Nicholas Murray Butler; treasurer, Charles J. Bell.

### ROCKEFELLER INSTITUTE.

Steps were taken in 1901 to organize the Rockefeller Institute for Medical Research, so named in honor of its founder, John D. Rockefeller. It is to be located in the city of New York.

The officers are: President, Dr. William H. Welch; secretary, Dr. Emmett Holt; treasurer, Dr. C. A. Herter. Directors: Drs. H. M. Briggs, Theobald Smith and Simon Flexner.

### PAN-AMERICAN CONGRESS.

Delegates from the republics of North, Central and South America met in the City of Mexico Oct. 23 and began their series of conferences by adopting resolutions advising Colombia and Venezuela to settle their differences without resorting to war. Senor Gerararo Ragaigoso of Mexico was elected president Nov. 2, and the congress then proceeded

to consider matters affecting the mutual relations of the republics, such as arbitration, extradition, better postal facilities, means of curbing anarchy, an international customs union and other means for promoting a greater degree of friendliness among the great and small powers of the American continent.

## Death Roll of 1901.

## DOMESTIC.

- Adams, Lewis E. (1849), newspaper writer of New York and Chicago, at New York, July 2.
- Albert, Charles F. (1842), maker of violins, at Philadelphia, July 1.
- Aldrich, Louis (1843), actor, at Kennebunkport, Me., June 17.
- Allen, John (1815), once prominent in New York dry-goods trade, at Saybrook, Conn., June 18.
- Allen, William J. (1830), judge of the United States court for the southern district of Illinois, at Hot Springs, Ark., Jan. 26.
- Allibone, Charles O., commander U. S. N., at Cavite, P. I., April 18.
- Amadeus, Mother (1844), mother-general of the Sisters of Charity, Cleveland diocese, at Lakewood, O., June 9.
- Anderson, Col. Alexander D. (1843), credited with first suggesting the World's Fair in Chicago, at Washington, D. C., Nov. 24.
- Anderson, Gen. George T. (1824), confederate soldier and veteran of the Mexican war, at Anniston, Ala., April 4.
- Archer, Frederick (1838), organist, at Pittsburgh, Oct. 22.
- Armour, Herman O. (1837), brother of the late P. D. Armour, at Saratoga, N. Y., Sept. 8.
- Armour, Kirkland B. (1854), packer, at Kansas City, Mo., Sept. 27.
- Arnold, Col. Abraham K., U. S. A., retired, at Cold Springs-on-the-Hudson, N. Y., Nov. 23.
- Arthur, George (1858), assistant United States paymaster, at Cleveland, O., June 6.
- Austin, Judge R. N. (1822), lawyer, at Milwaukee, Jan. 25.
- Babcock, Rev. Maltbie D., well-known New York pastor, committed suicide while delirious from fever at Naples, Italy, May 18.
- Bacon, Prof. Charles A., teacher of astronomy in Beloit college, Wisconsin, at Beloit, Nov. 6.
- Baird, Col. J. C., United States district attorney for Honolulu, at Denver, Col. Nov. 7.
- Baker, John (1822), one of the first white settlers of Wyoming, at Cheyenne, April 4.
- Ballantine, Alexander T. (1835), inventor of ice-making machine, at Cleveland, O., Aug. 9.
- Ballard, Stephen, founder of the Ballard School for Colored Persons at Lincoln, Ga., at Brooklyn, N. Y., Aug. 12.
- Bancroft, Dr. Cecil F. P. (1839), principal of Phillips-Andover academy, at Andover, Mass., Oct. 4.
- Barnes, Dr. Allen T. (1834), postmaster of Bloomington, Ill., in that city, May 30.
- Barney, Samuel E. (1836), manager of American Mutual Life Insurance company, at Elkhart, Ind., May 30.
- Barrows, William E., president of the Welsbach Light company, at Haverford, Pa., July 20.
- Bartlett, Belle, singer, at Denver, Col., Jan. 4.
- Bartlett, Dr. G. M. (1810), educator, at Maryville, Tenn., Oct. 22.
- Batchelder, Gen. Richard N. (1832), soldier and ex-quartermaster-general U. S. A., at Washington, Jan. 4.
- Batterson, James G. (1821), insurance man, at Hartford, Conn., Sept. 13.
- Batz, Mgr. Leonard (1821), ex-vicar-general of the Milwaukee diocese (Roman catholic), at Milwaukee, May 26.
- Belknap, Charles, commander in U. S. N., at Baltimore, June 15.
- Belknap, Maj. Hugh R. (1860), paymaster, U. S. A., at Calamba, Luzon, Nov. 12.
- Belo, Col. Alfred H. (1839), well-known newspaper publisher of Texas, at Asheville, N. C., April 19.
- Berret, Col. James G. (1815), ex-mayor of Washington, D. C., in that city, April 14.
- Bekerdyke, Mrs. Mary A. (1817), a famous nurse in the civil war, at Bunker Hill, Kas., Nov. 8.
- Bishop, Joel Prentiss (1814), lawbook writer, at Cambridge, Mass., Nov. 4.
- Blair, Judge Jacob B. (1821), ex-congressman, surveyor-general of Utah, ex-minister to Costa Rica and judge of the Supreme court of Wyoming and Utah, at Salt Lake City, Utah, Feb. 12.
- Blaisdell, Elijah W. (1826), one of the founders of the republican party, at Rockford, Ill., Jan. 14.
- Blend, Capt. John H. (1830), well-known lake sailor, at Milwaukee, Sept. 4.
- Blodget, Lorin (1823), statistician and meteorologist, at Philadelphia, Pa., March 24.
- Bourne, William O. (1819), noted abolitionist, at Montclair, N. J., June 6.
- Boutelle, Charles A. (1838), congressman from Maine, at Waverley, Mass., May 21.
- Bowman, Henry (1806), veteran methodist preacher, at Bloomington, Ill., Nov. 14.
- Bradbury, James W. (1803), United States senator in 1847-53, at Augusta, Me., Jan. 6.
- Bradley, Chester P. (1854), legal adviser to the military governor of the Philippines, at Manila, Feb. 16.
- Brewer, Mark S. (1837), member of the United States civil-service commission, at Washington, March 18.
- Briggs, Charles Calvin (1840), widely known in the iron and steel trade, at Pittsburg, July 19.
- Brodie, Steve, bridge jumper, at San Antonio, Tex., Jan. 31.
- Brodowski, Edmund Z., United States consul at Solingen, Germany, at Eberswalde, Aug. 11.
- Brogden, Curtis H. (1816), ex-governor of North Carolina, Jan. 6.
- Brosius, Marriott (1843), member of congress, 10th district of Pennsylvania, at Lancaster, Pa., March 13.
- Bruce, John (1831), federal judge for the middle district of Alabama, at Walter's Park, Pa., Oct. 1.
- Bunce, Francis M. (1836), rear-admiral, U. S. N., retired, at Hartford, Conn., Oct. 19.
- Burgess, Alexander (1819), episcopal bishop of Quincy (Ill.) diocese, at St. Albans, Vt., Oct. 8.
- Burke, Robert E. (1847), congressman from 6th Texas district, at Dallas, Tex., June 5.
- Burnham, Sarah M., author, at Cambridge, Mass., Aug. 24.
- Burr, Franklin L. (1828), journalist, at Hartford, Conn., Feb. 5.
- Busiel, Charles A. (1842), ex-governor of New Hampshire, at Laconia, N. H., Aug. 29.
- Bussey, Joseph H. T. (1827), theologian, at Cambridge, Mass., Nov. 26.
- Butler, Ammie R. R. (1822), ex-mayor of Milwaukee, in that city, April 4.
- Butterfield, Gen. Daniel (1831), soldier of the civil war, at Cold Spring, N. Y., July 17.

- Byers, John W. (1833), merchant, at Kansas City, April 26.
- Bylington, Rev. Ezra H., congregational clergyman, at Newton, Mass., May 18.
- Caffery, Lieut. St. John Siddell, U. S. M., son of ex-Senator Don Caffery of Louisiana, at Pensacola, Fla., June 4.
- Caldwell, A. B., founder of the Independent Order of Foresters, at Syracuse, N. Y., Jan. 16.
- Caldwell, Dr. W. S. (1832), noted surgeon, June 7.
- Cammack, Addison C., Wall street operator, at New York, Feb. 5.
- Cannon, George Q. (1827), mormon church leader, at Monterey, Cal., April 12.
- Cardoni, Frank A. (1838), sculptor, at Detroit, April 10.
- Carleton, George W. (1831), publisher, at Saratoga, N. Y., Oct. 11.
- Carlton, Judge Ambrose B. (1825), former law partner of Senator Voorhees, at Terre Haute, Ind., Sept. 5.
- Carroll, John M. (1823), ex-congressman, at Johnstown, N. Y., May 8.
- Carter, Oliver S. (1825), president of the National Bank of the Republic, New York, at Saratoga, June 28.
- Castro, Mrs. Annie Godwin de, daughter of Parke Godwin, at Venice, May 27.
- Caulfield, Timothy (1797), one of the oldest men in Illinois, at Rockford, June 20.
- Champlin, J. W. (1831), a leading business man of Grand Rapids, Mich., in that city, July 24.
- Chapin, Mrs. Nettie S. (1825), newspaper correspondent, at Marshalltown, Iowa, Aug. 20.
- Charlesworth, Capt. F. C., assistant adjutant-general, at Topeka, Kas., May 4.
- Cheney, P. C. (1828), ex-governor of New Hampshire, ex-United States senator and ex-minister to Switzerland, at Dover, N. H., June 19.
- Chisnell, Newton, actor, at Akron, O., April 10.
- Claggett, William H. (1838), prominent lawyer of Washington and Idaho, at Spokane, Aug. 4.
- Clarke, Charles C. (1857), ex-mayor of Peoria, Sept. 1.
- Clarke, Frank G. (1850), member of congress from New Hampshire, at Peterboro, N. H., Jan. 9.
- Clarke, Thomas C. (1830), civil engineer, at New York, June 15.
- Cocke, Charles L. (1820), president of Hollins institution, at Roanoke, Va., May 4.
- Cole, Hawley (1818), horseman, at Milwaukee, July 9.
- Condon, P. W., assistant-general of the Congregation of the Holy Cross in the United States, at Notre Dame, Ind., July 26.
- Connor, Rev. William H. (1800), said to be the oldest preacher in the United States, at New London, Conn., May 16.
- Cook, D. B. (1815), editor, at Niles, Mich., May 24.
- Cook, Rev. Joseph (1838), noted Boston lecturer, at Whitehall, N. Y., June 25.
- Corbett, Frank E. (1864), speaker of the Montana house of representatives, at Butte, Mont., March 14.
- Cowles, George W. (1825), ex-member of congress, at Clyde, N. Y., Jan. 21.
- Cox, Charles H. (1828), landscape painter, at Boulder, Col., Aug. 8.
- Cramp, Henry W. (1849), shipbuilder, at Devon, Pa., Oct. 3.
- Creswell, John (1837), business man, at Denver, Col., Oct. 24.
- Crozier, Maj. L. N. F. (1846), noted Indian fighter, at Guthrie, O. T., Feb. 25.
- Cumberland, George W. (1836), actor, and said to have founded the order of Elks, at Brooklyn, June 6.
- Cushing, Samuel T., brigadier-general, U. S. A., retired, at Washington, July 21.
- Daggett, Rollin M. (1831), ex-member of congress and ex-minister to Hawaii, at San Francisco, Nov. 13.
- Daly, Dr. William H. (1852), major and chief surgeon of volunteers in war with Spain, at Pittsburg, June 9.
- Dandy, Rev. William C. (1822), at one time presiding elder of the Rock River conference, at Los Angeles, Cal., May 29.
- Daugherty, Aquilla J. (1842), collector of internal revenue for the 5th Illinois district, at Maquoketa, Iowa, July 24.
- Davidge, Walter D. (1823), lawyer, at Washington, D. C., Oct. 7.
- Day, Hiram (1814), a minister of the congregational church for sixty-three years, at Glencoe, Ill., June 22.
- Deacon, Edward Parker, Boston millionaire who killed Emile Abeille at Cannes, France, at Waverly, Mass., July 5.
- Deems, James M. (1818), musician, at Baltimore, Md., April 18.
- Delmonico, Charles C., restaurant proprietor in New York, at Colorado Springs, Sept. 20.
- Diller, Leonard (1839), prominent in politics, at Seattle, Wash., Nov. 2.
- Donnelly, Ignatius (1831), ex-congressman and vice-presidential nominee of the people's party in 1900, at Minneapolis, Minn., Jan. 2.
- Donohue, Patrick (1811), editor, at Boston, March 18.
- Douglass, Andrew A. (1819), archæologist, at New York, Oct. 1.
- Drysdale, William (1852), author and journalist, at Cranford, N. J., Sept. 20.
- Duffield, Dr. John T. (1823), professor of mathematics in Princeton university, at Princeton, N. J., April 10.
- Dunnavan, Alexander M. (1827), pioneer Methodist minister of Illinois, at Springfield, June 11.
- Dyer, John L. (1812), clergyman, at Denver, Col., June 16.
- Eckman, William H. (1840), former magazine editor, at New York, Oct. 7.
- Eddy, Charles Kirke (1820), wealthy Michigan lumberman, at Los Angeles, Cal., May 9.
- Edwards, William J. (1811), lineal descendant of Jonathan Edwards, at Youngstown, O., May 17.
- Ellicott, Henry J. (1848), sculptor, at Washington, Feb. 11.
- Elllott, William H. (1844), banker and capitalist, at Detroit, May 1.
- Evans, James Carey (1810), a pioneer in lake transportation, at Buffalo, March 30.
- Evans, Robert G. (1854), United States district attorney for Minnesota, at Kenwood, Minn., Aug. 25.
- Evarts, William M. (1818), ex-attorney-general (1868-9), ex-secretary of state (1877-81), ex-United States senator (1885-91), at New York, Feb. 28.
- Eviston, John W. (1837), manufacturer, at Milwaukee, July 17.
- Ewing, Edward M. (1824), editor, at Elkton, Md., Aug. 21.
- Fairchild, Gen. H. S. (1821), civil-war veteran, at Rochester, N. Y., Jan. 25.
- Farrell, John H. (1839), journalist, at Albany, N. Y., Feb. 2.
- Farrell, William (1852), pioneer lumberman, at Little Rock, Ark., July 18.

- Fee, John G. (1817), southern educator, at Lexington, Ky., Jan. 11.
- Feely, Dennis C., Irish nationalist, at Rochester, N. Y., July 15.
- Fellows, Nathaniel (1829), well-known New England clergyman, at Lynn, Mass., July 20.
- Field, Mrs. Susan (1831), widow of Stephen J., Field of the United States Supreme court, at Oakland, Cal., Aug. 24.
- Finch, William E. (1823), ex-member of congress, at Somerset, O., Jan. 26.
- Fishback, William P. (1831), lawyer and journalist, at Indianapolis, Ind., Jan. 15.
- Fiske, John (1842), eminent historian, at Gloucester, Mass., July 4.
- Fiske, Dr. Lewis R. (1825), Michigan educator, at Denver, Col., Feb. 14.
- Fitzpatrick, Rev. Edward I. (1833), writer of theological books, at St. Louis, May 17.
- Fletcher, L. W. (1826), packer, at Indianapolis, Ind., May 17.
- Flick, Col. Frederick H. (1847), a well-known business man, at Cleveland, O., June 18.
- Ford, L. L. (1837), prominent in Colorado mining history, at Denver, June 22.
- Foss, Dr. Stephen (1825), Greek scholar, at Brooklyn, Aug. 2.
- Foy, Peter L. (1814), editor, and postmaster of St. Louis during the civil war, at St. Louis, June 26.
- France, William C. (1828), capitalist, at New Rochelle, N. Y., Aug. 10.
- Frayley, Frederick (1804), financier, at Philadelphia, Sept. 23.
- Fuller, Thomas C. (1831), associate justice of the United States Court of Private Land Claims, at Raleigh, N. C., Oct. 20.
- Gage, Mrs. Lyman J. (1842), wife of the secretary of the treasury, at Washington, May 17.
- Gardner, Gen. William M. (1823), a veteran of the Mexican and civil wars, at Memphis, June 16.
- Garrard, Gen. Israel (1825), a soldier in the civil war, at Frontenac, Minn., Sept. 23.
- Gibson, Christopher C. (1824), musician and composer, at Hinckles, N. H., March 31.
- Gilbert, Judge Miles A. (1810), founder of Cairo, Ill., at St. Mary's, Mo., Jan. 21.
- Gillett, Philip (1833), educator, at Jacksonville, Ill.
- Glenson, Patrick J. (1844), ex-mayor of Long Island City, N. Y., May 20.
- Glenn, Archibald A., ex-lieutenant-governor of Illinois, at Wichita, Kas., May 21.
- Goble, Benjamin (1813), said to have been oldest native-born citizen of Illinois, at Rock Island, June 6.
- Goddard, James F. (1842), prominent railroad man, at New York, May 13.
- Goode, John (1813), botanist and florist, at Melbourne, Fla., Nov. 17.
- Gould, David B., St. Louis publisher, at Oconomowoc, Wis., Oct. 41.
- Graham, Dr. Robert (1822), southern educator, at Pittsburg, Pa., Jan. 19.
- Gray, Elisha (1835), scientist and inventor of the telephone, at Newtonville, Mass., Jan. 21.
- Green, Lillian, singer, at New York, July 20.
- Green, Nathaniel (1824), jurist, at Pekin, Ill., March 10.
- Greenough, James B., educator, at Cambridge, Mass., Sept. 11.
- Groves, Thomas (1841), theater manager, at Indianapolis, July 7.
- Grutza, William J. (1856), pastor of St. Joseph's Catholic church, Milwaukee, at Colorado Springs, Col., Aug. 20.
- Hale, Charles R. (1837), bishop coadjutor of the Springfield (Ill.) diocese of the protestant episcopal church, at Cairo, Ill., Dec. 25, 1900.
- Hall, Henry Clay (1820), ex-diplomat, at Millbury, Mass., Oct. 29.
- Hammersley, James H., lawyer and philanthropist of New York, Sept. 15.
- Hammond, Miss Jane Nye, sculptor, at Providence, R. I., Oct. 24.
- Hancy, Jesse (1829), owner of early comic papers, at New York, Aug. 4.
- Hanna, R. P. (1831), lawyer, at Fairfield, Ill., July 29.
- Hanna, Thomas H. (1842), ex-lieutenant-governor of Indiana, at Indianapolis, April 13.
- Harkness, W. H. (1821), scientist, at San Francisco, July 10.
- Harper, Thomas (1829), ethnologist, at Pittsburg, Pa., July 28.
- Harrison, Benjamin (1833), twenty-third president of the United States, at Indianapolis, March 13.
- Harrison, Henry B. (1821), ex-governor of Connecticut, at New Haven, Oct. 29.
- Harshaw, Col. Henry R. (1842), veteran of the civil war and ex-treasurer of Wisconsin, at Milwaukee, Dec. 25.
- Hart, Henry (1811), founder of 3d avenue railway in New York, at New York, Nov. 7.
- Harvey, Rev. Moses (1820), historian, at St. John's, N. F., Sept. 3.
- Hatch, James C. (1816), Illinois pioneer, at Lisle, Ill., July 25.
- Haverly, "Jack" (1843), manager of minstrel companies, at Salt Lake City, Sept. 28.
- Haverty, Patrick M. (1827), one of organizers of the "Irish brigade" in the civil war, at New York, Sept. 19.
- Hawley, E. W. (1830), Sunday school worker, at Brooklyn, July 24.
- Hay, Adelbert S. (1876), son of Secretary of State John Hay and ex-consul at Pretoria, at New Haven, Conn., June 23.
- Hayden, Charles (1856), landscape painter, at Belmont, Mass., Aug. 4.
- Hayes, Walter L. (1842), ex-congressman from Iowa, at Marshall, Mich., March 14.
- Henderson, Alexander (1832), commodore, U. S. N., retired, at Yonkers, N. Y., Jan. 13.
- Henry, John C. (1848), electrical expert, at Denver, Col., May 4.
- Herne, James A. (1840), actor, at New York, June 2.
- Herrick, Timothy R. (1827), ex-mayor of Wellington, O., and a speaker of note, at Wellington, July 8.
- Hill, William P. (1819), New England journalist, at Denver, Col., Feb. 18.
- Hines, Cyrus C. (1830), lawyer and judge, at Indianapolis, June 6.
- Hinton, John W. (1817), advocate of protection theory, at Milwaukee, Wis., April 19.
- Hirsch, David (1828), cigar manufacturer, at New York, June 29.
- Hittell, John S. (1825), historian and journalist, at San Francisco, March 18.
- Hixon, Joseph R. (1841), railroad man, at Elizabeth, N. J., July 24.
- Holman, Prof. David S. (1826), scientist, at Bangor, Me., May 13.
- Hord, William T. (1831), medical director, U. S. N., retired, at Washington, April 1.
- Horlbeck, Dr. Henry L., ex-president of American Medical association, at Charleston, S. C., Aug. 2.
- Howgate, Henry W. (1834), captain in United States army, who embezzled \$380,000 of government money, at Washington, June 1.
- Howland, Weston (1815), discoverer of the method of refining petroleum, at Fairhaven, Mass., May 19.
- Hoyt, Benjamin C. (1807), founder of the city of St. Joseph, Mich., and a soldier of the Black Hawk war, at St. Joseph, March 27.

- Hubbard, Richard B. (1834), ex-governor of Texas and ex-minister to Japan, at Tyler, Tex., July 12.
- Hudson, R. E. (1843), hymn writer and singer, at Upland, Ind., June 15.
- Hull, R. E. (1822), veteran newspaper editor, at Youngstown, O., June 3.
- Hyatt, Thaddeus (1815), noted abolitionist, on Isle of Wight, July 27.
- Hyde, Charles (1821), banker and capitalist, at Plainfield, N. J., June 12.
- Irwin, Capt. I. S. (1840), commandant Orchard Lake Military academy, at Pontiac, Mich., Feb. 28.
- Irwin, John (1832), rear-admiral, U. S. N., retired, at Washington, July 28.
- Jackson, James M. (1825), ex-member of congress, at Parkersburg, W. Va., Feb. 14.
- Jackson, Steven A. (1827), old lake captain, at Kenosha, Wis., Aug. 22.
- James, Col. Charles (1817), influential in politics in early days, at Washington, Oct. 20.
- James, Col. Edward E., soldier of the civil war and distinguished lawyer of New York, at Palm Beach, Fla., March 24.
- Jasper, John (1819), the colored clergyman who declared "de sun do move," at Richmond, Va., March 30.
- Jenks, Albert (1826), artist, at Los Angeles, Cal., July 22.
- Johnson, Albert L. (1862), railroad man of Cleveland, O., at Brooklyn, N. Y., July 2.
- Johnson, W. H. (1834), reputed inventor of the telegraphic switchboard, at Louisville, Ky., July 28.
- Jones, C. J. (1830), widely known as "Buffalo Jones," at Salina, Kas., Nov. 6.
- Kellum, Charles (1821), judge, at Sycamore, Ill., July 22.
- Knefer, Gen. Frederick (1833), a soldier of the civil war, at Indianapolis, June 14.
- Knipe, Gen. Joseph F., veteran of the Mexican and civil wars, at Harrisburg, Pa., Aug. 19.
- Kraus, Adolph R. (1850), sculptor, at Hyde Park, Mass., Nov. 6.
- Kerfoot, Dr. Franklin H. (1847), corresponding secretary of the baptist home mission board, at Atlanta, Ga., June 23.
- Kerkwood, Dr. Samuel J. (1840), mathematician and astronomer, at Albert Lea, Minn., June 24.
- Kuhn, Col. Henry H., U. S. A., retired, at Johnstown, Pa., Nov. 1.
- Kyle, James H. (1854), United States senator, at Tacoma Park, S. D., July 1.
- Ladue, Joseph (1854), founder of Dawson City, at Schuyler Falls, N. Y., June 26.
- Laffin, Gen. Byron, civil-war veteran, at Hudson, N. Y., June 21.
- Lankenau, John D. (1817), philanthropist, at Philadelphia, Aug. 30.
- Lawrence, Rhenna D., president of the state board of public charities, at Springfield, Ill., Feb. 18.
- Lawton, George K., astronomer, at Washington, July 24.
- Le Brun, Napoleon (1821), architect, at New York, July 9.
- Le Conte, Prof. Joseph (1823), scientist, in Yosemite valley, California, July 6.
- Leedom, Thomas L. (1828), carpet manufacturer, at Lansdowne, Pa., July 20.
- Leisenring, John, ex-congressman, at Philadelphia, Pa., Jan. 19.
- Lilly, Rev. M. D. (1831), father superior of the Church of St. Vincent Ferrer, at New York, Aug. 21.
- Little, Thomas E., state treasurer of Arkansas, at Little Rock, April 10.
- Littlejohn, Abram L. (1824), bishop of the episcopal diocese of Long Island, at Wilhamstown, Mass., Aug. 3.
- Long, Miss Helen (1875), youngest daughter of Secretary of Navy John D. Long, at Hingham, Mass., Oct. 4.
- Lyall, James W. (1836), manufacturer, at New York, Aug. 23.
- Lockwood, William Burton (1831), actor, known as Neil Warner, at New York, June 15.
- Logan, Matt D. (1829), ex-congressman, at New Orleans, April 8.
- Lorillard, Pierre (1833), capitalist, at New York, July 7.
- Ludlow, Brig.-Gen. William (1843), distinguished soldier in the war with Spain and in the Philippines, at Convent, N. J., Aug. 30.
- Lyman, Charles P. (1828), for many years connected with the Rock Island arsenal, at St. Paul, June 14.
- Lynch, Gen. J. C. (1840), veteran of the civil war, at Philadelphia, April 13.
- MacFeeley, Robert (1826), brigadier-general, U. S. A., retired, at Washington, Feb. 22.
- Mack, Christian (1844), banker and dry-goods merchant, at Ann Arbor, Mich., Aug. 14.
- Magee, Christopher L. (1848), noted politician, at Harrisburg, Pa., March 8.
- Magie, Jonathan (1823), well-known resident of Milwaukee, Wis., in that city, Aug. 31.
- Maney, Gen. George, a veteran of the Mexican and civil wars and ex-minister to Colombia and Venezuela, at Washington, Feb. 9.
- Mann, Harry (1859), theatrical manager, at Saratoga, N. Y., July 11.
- Mann, Leopold (1836), manufacturer, at Two Rivers, Wis., Aug. 21.
- Manning, Edwin (1810), capitalist, at Keosauqua, Iowa, Aug. 16.
- Markoe, Dr. Thomas M., professor of surgery at Columbia university, at Easthampton, L. I., Aug. 28.
- Martin, A. N. (1841), ex-congressman, at Marion, Ind., July 11.
- Marvin, James M. (1809), ex-member of congress, at Saratoga, N. Y., April 25.
- Maxwell, Samuel (1826), ex-member of congress and ex-judge of the Supreme court, at Fremont, Neb., Feb. 11.
- May, Charles S. (1831), ex-lieutenant-governor of Michigan, at Island View, Mich., March 25.
- May, Gen. Eugene (1845), confederate soldier, at New Orleans, La., June 17.
- May, Col. E. F. (1825), California and Montana pioneer, at Bozeman, Mont., April 20.
- Meehan, Thomas (1824), horticulturist, at Germantown, Pa., Nov. 19.
- Micheler, Lieut.-Col. Francis (1849), military secretary to Gen. N. A. Miles, at Washington, May 29.
- Miller, Gen. A. O., soldier of the civil war, at Lebanon, Ind., April 25.
- Miller, Dr. Joshua (1846), anthropologist, at Flagstaff, Ariz., July 24.
- Mitkiewicz, Eugene Stanislaus de, noted adventurer, at Asbury Park, N. J., May 14.
- Monahan, Maj. William, paymaster in United States volunteer service, at Manila, April 13.
- Mooney, William (1841), lawyer, at Joliet, Ill., April 6.
- Moore, John (1834), bishop of the Roman catholic diocese of Florida, at St. Augustine, June 30.
- Moore, Watson W. (1842), ex-United States consul at Constantinople, at Denver, Col., July 23.
- Moran, Edward (1839), marine and landscape painter, at New York, June 9.
- Morgenroth, Jones L. (1842), dry-goods merchant, at Louisville, Ky., June 11.

- Morris, Barney (1792), oldest resident of New York, at New York, July 3.
- Morrison, Isaac L. (1826), noted politician and lawyer, at Jacksonville, Ill., Feb. 27.
- Mortly, D. H., author of the Ohio constitution of 1852, at McConnellsville, O., Aug. 22.
- Morton, Carl, general manager of the United States Sugar Refining company, at Waukegan, Ill., Jan. 7.
- Mount, James A. (1843), ex-governor of Indiana, at Indianapolis, Jan. 16.
- Muhlenburg, Dr. Frederick A. (1819), educator and clergyman, at Reading, Pa., March 21.
- Mullay, William H. (1871), captain in 21st United States infantry, at Manila, March 20.
- Murphy, Gen. Patrick, former wealthy land owner, at San Francisco, Cal., Nov. 1.
- Murphy, Thomas F., a veteran pilot, at New York, Oct. 2.
- Musick, Col. John R. (1849), writer and politician, at Omaha, Neb., April 14.
- McClelland, Dr. William F. (1821), noted surgeon, at Denver, Col., April 13.
- McComb, James J. (1828), philanthropist, at Dobbs Ferry, N. Y., March 31.
- McCormick, Frank H. (1847), freight agent, at Alameda, Cal., Oct. 19.
- McCormick, Richard C. (1832), territorial governor of Arizona in 1836, ex-member of congress and ex-assistant secretary of the treasury, at Jamaica, L. I., June 2.
- McKeever, Gen. Chauncey, U. S. A., retired, at Emden, Germany, Sept. 5.
- McKellar, Archibald (1845), sculptor, at Bridgeport, Conn., July 4.
- McKinley, William (1843), president of the United States, at Buffalo, N. Y., Sept. 14, from wounds inflicted by an assassin.
- McMahon, Mgr. Joseph (1815), Roman catholic prelate and philanthropist, at Washington, D. C., April 15.
- Negley, Maj.-Gen. James Scott (1826), soldier of the Mexican and civil wars, at Plainfield, N. J., Aug. 7.
- Nevin, Ethelbert (1826), song writer, at New Haven, Conn., Feb. 17.
- Newell, Frederick S. (1845), wagon manufacturer, at Kenosha, Wis., Nov. 8.
- Newell, Robert Henry (1832), widely known as author of the "Orpheus C. Kerr" papers and other humorous productions, at New York, July 11.
- Newell, William A. (1818), founder of the United States life-saving service and ex-governor of New Jersey, at Allentown, N. J., Aug. 8.
- Newhall, Harrison (1816), pioneer fruit merchant of Chicago, at Minneapolis, Minn., Oct. 16.
- Newmann, Paul (1839), a leader in Hawaiian politics, at Honolulu, July 2.
- Nicholson, William R. (1822), bishop of the reformed episcopal church, at Philadelphia, June 7.
- Nickerson, George A. (1844), capitalist and legislator, at Boston, Sept. 2.
- Nicolay, John G. (1831), private secretary to President Lincoln, at Washington, Sept. 26.
- Ninde, William X. (1832), methodist bishop, at Detroit, Jan. 2.
- Noah, Maj. R. P. (1833), lawyer, at New York, May 20.
- Nordhoff, Charles (1830), author and newspaper correspondent, at San Francisco, July 14.
- North, Charles H. (1836), packer, at Boston, July 4.
- North, Levi (1821), attorney, at Kewanee, Ill., June 11.
- Nugent, Gen. Robert, soldier of the civil war, in Brooklyn, June 20.
- Nye, Mortimer (1843), ex-lieutenant-governor of Indiana, at Laporte, Ind., July 6.
- O'Day, John (1844), capitalist and politician of Springfield, Mo., at Baltimore, Md., July 30.
- Ogden, Frank Magee, brother of Mrs. P. D. Armour, at Cincinnati, April 10.
- Osborn, E. C. (1850); treasurer of Princeton university, at Princeton, N. J., June 15.
- Osborn, Luther W., United States consul-general, at Apia, Samoa, Oct. 27.
- Page, Gen. Richard L. (1807), soldier in the confederate service, at Blue Ridge Summit, Va., Aug. 9.
- Parker, Edwin W. (1833), methodist missionary bishop, at Naime Tal, India, June 3.
- Parr, Israel M. (1822), merchant, at Baltimore, Md., Aug. 1.
- Parvin, Theodore S. (1817), widely known Mason and Iowa pioneer, at Grand Rapids, Iowa, June 28.
- Passavant, William A. (1857), Lutheran clergyman and philanthropist of Pittsburg, at Jumonville, Pa., July 1.
- Patterson, Francis J. (1849), manufacturer, at Dayton, O., July 4.
- Patterson, Mrs. Martha, daughter of President Andrew Jackson, at Knoxville, Tenn., July 10.
- Paul, John, United States judge for western district of Virginia, at Harrisonburg, Va., Nov. 1.
- Pettus, Francis L., speaker of the Alabama house of representatives, at Montgomery, March 6.
- Pnelps, Thomas F. (1822), rear-admiral, U. S. N., retired, at New York, Jan. 10.
- Phillips, Rev. Edward S. (1851), well known in Pennsylvania mining regions, at New York, May 17. (Found dead; thought to have been murdered.)
- Phillips, Jesse J. (1837), Illinois Supreme court judge, at Hillsboro, Ill., Feb. 15.
- Pierson, John C. (1821), for many years prominent in Iowa politics, at Wilmette, Ill., Aug. 1.
- Pike, Marshall S. (1818), poet, actor and singer, at Upton, Mass., Feb. 14.
- Pillsbury, John S. (1828), ex-governor of Minnesota, at Minneapolis, Oct. 18.
- Pingree, Hazen S. (1843), ex-governor of Michigan, at London, England, June 18.
- Pitkin, John R. G., ex-minister to the Argentine Republic, at New Orleans, July 4.
- Pollock, Robert L. (1819), colonel, U. S. A., retired, at Cornelius, Ore., Feb. 24.
- Porter, Dr. Samuel (1810), teacher of deaf and dumb, at Farmington, Conn., Sept. 4.
- Porter, Gen. Fitz John (1821), noted commander in the civil war, at Morristown, N. J., May 21.
- Prentiss, Gen. B. M. (1819), veteran of the Mexican and civil wars, at Bethany, Mo., Feb. 8.
- Price, Hiram (1814), ex-congressman from Iowa and commissioner of Indian affairs from 1831 to the beginning of Cleveland's first administration, at Washington, May 30.
- Pullman, George M. (1875), son of the palace-car builder, at San Mateo, Cal., Nov. 28.
- Purves, George T. (1852), clergyman, at New York, Sept. 24.
- Raab, Henry (1837), ex-superintendent of public instruction of Illinois, at Belleville, Ill., March 13.
- Ramsay, Gen. John A. (1838), veteran of the civil war, at Jersey City, N. J., Feb. 11.
- Rand, Col. Thomas B. (1839), hotel man, at New York, April 1.

- Ray, Daniel A., United States marshal of Hawaii, at Honolulu, Sept. 17.
- Rearick, Peter A., rear-admiral, U. S. N., retired, at Washington, Feb. 9.
- Reed, Lathrop E. (1830), banker and capitalist of St. Paul, Minn., at Lexington, Ky., April 5.
- Reed, Roland (1852), actor, at New York, March 30.
- Revels, Hiram R. (1822), ex-senator from Mississippi, at New Orleans, La., Jan. 16.
- Richardson, Luther B., ex-territorial secretary of North Dakota, at Grand Forks, N. D., July 20.
- Ridpath, James (1817), father of the historian, at Spokane, Wash., April 19.
- Riggs, Dr. Elias (1808), noted American linguist and missionary, at Constantinople, about Jan. 20.
- Robinson, Daniel B. (1848), ex-president of the St. Louis & San Francisco railroad, at Chicago, May 31.
- Robinson, George R. (1826), merchant, at St. Louis, Oct. 6.
- Robinson, Prof. William, musician, at Salt Lake City, Oct. 8.
- Rogers, Jacob S. (1823), locomotive manufacturer, at New York, July 2.
- Roll, John E. (1815), a close friend of Abraham Lincoln, at Springfield, Ill., March 30.
- Roper, Jesse M., lieutenant-commander, U. S. N., at Manila, P. I., March 31.
- Ross, Gen. Leonard B. (1824), a veteran of the Mexican and civil wars, at Galesburg, Ill., Jan. 17.
- Rosse, Dr. Irving C. (1847), physician and author of medical works, at Washington, D. C., May 3.
- Rothwell, Richard P. (1837), mining engineer, at New York, April 18.
- Rowland, Henry A. (1848), professor of physics in Johns Hopkins university, at Baltimore, Md., April 16.
- Ruggles, Gen. J. M. (1818), veteran of the civil war. Drafted the first republican party platforms of Illinois. Died at Havana, Ill., Feb. 9.
- Rumbold, Dr. Thomas F. (1830), surgeon, at St. Louis, May 23.
- Russell, Charles T. (1836), United States consul-general at Liverpool from 1885 to 1889, at London, England, June 18.
- Russell, D. A. (1841), judge, at Cincinnati, July 12. (Suicide.)
- Russell, John H. (1859), theatrical manager, at Middletown, N. Y., Jan. 20.
- Safford, Truman H. (1836), professor of astronomy at the old University of Chicago and at Williams college, at Newark, N. J., June 13.
- Salisbury, Prof. Edward E. (1815), distinguished orientalist, at New Haven, Conn., Feb. 6.
- Samford, William J. (1845), governor of Alabama, at Tuscaloosa, Ala., June 11.
- Sanborn, William A. (1830), banker, at Sterling, Ill., Oct. 24.
- Sankey, Mrs. Mary (1811), mother of Ira D. Sankey, at Newcastle, Pa., May 2.
- Santvoord, Alfred Van (1818), president of Hudson River Day Line of steamers, at New York, July 20.
- Santvoord, Cornelius Van (1816), clergyman and writer, at Kingston, N. Y., Oct. 31.
- Sawyer, B. F. (1833), journalist and soldier, at Atlanta, Ga., July 19.
- Schermerhorn, Simon J. (1828), at Rotterdam, N. Y., July 21.
- Scott, Julian (1846), artist, at Plainfield, N. J., July 4.
- Seabury, Charles W. (1831), banker, at Boston, Aug. 11.
- Sellers, James M. (1845), attorney, at Crawfordsville, Ind., July 13. (Suicide.)
- Shaw, Col. Albert D. (1841), member-elect of congress from New York and ex-commander-in-chief of the G. A. R., at Washington, Feb. 10.
- Shaw, Judge Thomas M. (1833), Circuit court judge, at Lacon, Ill., April 15.
- Sheridan, Mrs. Louis, actress, at San Francisco, Aug. 26.
- Shimer, Samuel J. (1837), manufacturer, at Milton, Pa., June 18.
- Sill, John M. B. (1831), minister resident and consul-general for the United States to Korea from 1893 to 1897, at Detroit, April 6.
- Silliman, Benjamin D. (1805), lawyer, at New York, Jan. 24.
- Simrall, Judge H. F. (1817), ex-justice of the Supreme court of Mississippi, at Vicksburg, Miss., Aug. 15.
- Slaughter, James E. (1823), a major-general in the confederate service and veteran of the Mexican war, at the City of Mexico, Jan. 2.
- Smith, Beaumont (1859), actor, at Denver, Aug. 16.
- Smith, Frederick R. (1840), commander, U. S. N., retired, at Binghamton, N. Y., June 28.
- Smith, T. M. K., lieutenant-colonel, U. S. A., retired, at Portland, Ore., March 4.
- Snow, Lorenzo (1814), head of the mormon church, at Salt Lake City, Oct. 10.
- Solla, J. Mendez de (1818), Jewish rabbi, at Denver, Col., July 5.
- Sorrell, G. Moxley (1837), general in the confederate army, near Roanoke, Va., Aug. 11.
- Spencer, Martin Van Buren, former United States pension agent, at Indianapolis, April 10.
- Spencer, Watson (1816), pioneer lake captain, at Racine, Wis., Aug. 10.
- Spencer, W. A. (1840), Methodist clergyman, at Philadelphia, Sept. 25.
- Sprague, Horatio J. (1823), United States consul at Gibraltar for fifty-three years, at Gibraltar, July 18.
- Stacey, William (1841), manufacturer, at Cincinnati, June 17.
- Starr, Eliza Allen (1824), writer, at Durand, Ill., Sept. 7.
- Steele, Robert W. (1820), first territorial governor of Colorado, at Colorado Springs, Feb. 7.
- Stephan, Mgr. Joseph, director of catholic Indian mission bureau, at Washington, Sept. 12.
- Sterne, Simon (1839), lawyer, at New York, Sept. 22.
- Sterrett, James P. (1823), ex-chief justice of Pennsylvania, at Philadelphia, Jan. 23.
- Stokes, Edward S. (1841), widely known as the slayer of James Fisk in 1872, at New York, Nov. 2.
- Stokes, J. William, congressman from 7th South Carolina district, at Orangeburg, S. C., July 6.
- Streeter, Alson J. (1823), Illinois pioneer and prominent in politics, at New Windsor, Ill., Nov. 24.
- Studebaker, Clem (1831), manufacturer, at South Bend, Ind., Nov. 27.
- Sunderland, Rev. Byron, well-known Washington clergyman, at Catskill, N. Y., June 30.
- Sunderland, Riley (1851), architect, at Dallas, Tex., July 20.
- Sutphen, Dr. Morris C., educator, at Baltimore, Aug. 31.
- Sweet, Alexander E. (1841), founder of Texas Siftings, at New York, May 20.



- Swinerton, J. G., lawyer, at Stockton, Cal., Nov. 14.
- Tanner, John R. (1844), governor of Illinois, 1897-1901, at Springfield, Ill., May 23.
- Taylor, James E. (1839), illustrator, at New York, June 22.
- Tevis, Hugh (1861), wealthy Californian, in Japan, June 6.
- Thoburn, Miss Isabella, president of the College for Women and Girls, at Lucknow, India, at Lucknow, Sept. 3.
- Thomas, Dr. D. C. (1834), a former president of Adrian college, Michigan, at Adrian, May 30.
- Thomas, Mrs. Edith M. (1854), author and philanthropist, at New York, May 14.
- Thompson, Joseph H. (1844), an old settler of Minnesota, at Minneapolis, June 14.
- Thompson, Maurice (1844), author, at Crawfordsville, Ind., Feb. 15.
- Thorndike, John L., American engineer, in Lima, Peru, Oct. 12.
- Timmony, J. B. (1847), jurist, at Salt Lake City, Utah, Sept. 1.
- Tomlinson, W. P. (1836), editor of the Topeka (Kas.) Democrat, at Topeka, Kas., June 13.
- Trenholm, William L. (1836), comptroller of the currency during Cleveland's first administration, at New York, Jan. 11.
- Trowbridge, Capt. Joseph M. (1825), soldier of the civil war, at Brooklyn, April 10.
- Turchin, John B. (1822), brigadier-general in the civil war, at Anna, Ill., June 19.
- Tuttle, H. P. (1844), inventor of thortite, at Tacoma, Wash., Oct. 9.
- Tuttle, Dr. Joseph F. (1828), president of Wabash college, Indiana, for thirty years, at Crawfordsville, Ind., June 8.
- Uhl, Edwin F. (1841), ex-assistant secretary of state and ambassador to Germany under Cleveland, at Grand Rapids, Mich., May 17.
- Van Schalck, Isaac W. (1817), ex-congressman from 4th Wisconsin district, at Five Oaks, Md., Aug. 22.
- Vanscoy, Thomas, president of the Montana Wesleyan university, at Helena, Mont., Feb. 11.
- Van Vleet, Gen. Stewart (1815), U. S. A., retired, at Washington, March 28.
- Walte, Davis H. (1825), former governor of Colorado, at Aspen, Col., Nov. 27.
- Walker, Aldace F. (1857), widely known in railway circles, at New York, April 12.
- Walker, Gen. James A., brigadier-general in the confederate army and ex-member of congress, at Wytheville, Va., Oct. 20.
- Wallace, William C., ex-congressman from 3d New York district, at New York, Sept. 4.
- Wambold, James F. (1834), old-time minstrel, at Overbrook, N. J., June 17.
- Warner, William R., manufacturing chemist, at Philadelphia, April 3.
- Warren, Frederick, Jr. (1856), one of owners of Warren steamship line, at Boston, Sept. 3.
- Warren, Rev. H. O. (1834), for many years editor of the Northern Christian Advocate, at Syracuse, N. Y., Nov. 23.
- Warren, Lansing (1857), newspaper publisher, at Milwaukee, Wis., Oct. 13.
- Wayne, William (1829), president of the Society of the Cincinnati, in West Chester county, Pennsylvania, Nov. 20.
- Webb, Rev. Dr. Edwin B. (1820), widely known missionary worker of the congregational church, at Wellesley, Mass., May 20.
- Weber, Max (1824), German revolutionist and a soldier in the American civil war, at Brooklyn, June 15.
- Wells, Mrs. Charlotte Fowler (1814), publisher of phrenological literature, at West Orange, N. J., June 4.
- Westcott, Robert F. (1826), founder of the Westcott Express company, at Richfield Springs, N. Y., July 19.
- Whigham, Col. Henry (1846), business man of Raton, N. M., at Chicago, Nov. 26.
- Whipple, Henry B. (1823), bishop of the protestant episcopal church, at Faribault, Minn., Sept. 16.
- White, Frederick D., son of the United States ambassador to Germany, at Syracuse, N. Y., July 3. (Suicide.)
- White, Stephen M. (1853), ex-United States senator, at Los Angeles, Cal., Feb. 21.
- Whittle, Daniel W. (1840), evangelist, at East Northfield, Mass., March 4.
- Wigger, Winand M., Roman catholic bishop, at South Orange, N. J., Jan. 6.
- Wiggins, Col. Noble B. (1841), hotel proprietor, Springfield, Ill., Oct. 8.
- Wike, Scott (1834), ex-congressman and comptroller of the currency during Cleveland's second administration, at Quincy, Ill., Jan. 15.
- Wilder, William C., long prominent in Hawaiian business and political circles, at Honolulu, July 11.
- Wildman, Rounseville (1863), ex-consul-general to Hongkong, lost in the wreck of the Rio de Janeiro off San Francisco, Feb. 22.
- Willard, George (1824), ex-member of congress, at Battle Creek, Mich., March 26.
- Willett, Samuel J. (1829), prominent in Illinois Masonic circles, at Springfield, Ill., Aug. 27.
- Williams, Gen. Robert (1829), ex-adjutant-general, U. S. A., at Plainfield, N. J., Aug. 24.
- Wilson, Jere, well-known lawyer of the District of Columbia, at Washington, Sept. 24.
- Wilson, Brig.-Gen. Thomas (1832), distinguished officer in the civil war, at New York, May 30.
- Winslow, Dr. F. C., physician of Peoria, Ill., at Chicago, Oct. 10.
- Wise, Frederick M., commander in United States navy, at Yokohama, Japan, Aug. 14.
- Wise, Richard A. (1843), ex-member of congress, at Norfolk, Va., Dec. 21, 1900.
- Withers, Webster (1841), capitalist, at Kansas City, June 24.
- Winston, P. B. (1844), railroad construction contractor of Minneapolis, at Chicago, July 1.
- Witzleben, Curt von (1846), publisher, at Harrison, N. Y., July 2.
- Wolcott, Roger (1847), ex-governor of Massachusetts, at Boston, Dec. 21, 1900.
- Wolf, W. H., shipbuilder, at Milwaukee, Jan. 28.
- Woods, William A. (1837), United States Circuit court judge, at Indianapolis, June 29.
- Yeatman, James E. (1817), philanthropist, at St. Louis, Mo., July 7.
- Yenowine, George H. (1857), newspaper writer, at Milwaukee, July 29.
- Youmans, Dr. William Jay (1838), for many years editor of the Popular Science Monthly, at Mount Vernon, N. Y., April 10.
- Young, Harvey B., landscape artist, at Colorado Springs, Col., May 13.
- Young, Mrs. Zina D. H. (1821), a widow of Brigham Young, the mormon leader, at Salt Lake City, Utah, Aug. 28.
- Yznaga, Fernando, banker, at New York, March 6.

## FOREIGN.

- Abdurrahman, ameer of Afghanistan, at Cabul, Oct. 1.
- Alba, Duke of (1848), in New York, Oct. 15.
- Alexis, Paul (1847), novelist, at Paris, France, July 29.
- Allan, Andrew (1822), head of Canadian management of the Allan steamship line, at Montreal, June 27.
- Audran, Edmond (1842), celebrated French composer, at Paris, Aug. 19.
- Barbier, Jules, librettist, at Paris, Jan. 16.
- Benoit, Pierre (1834), composer, at Brussels, March 4.
- Besant, Sir Walter (1838), famous English novelist, at Hampstead, England, June 9.
- Bismarck, Count William (1852), second son of Prince Bismarck, at Varzin, Prussia, May 30.
- Boecklin, Arnold (1827), Swiss painter, at Florence, Italy, Jan. 16.
- Bornier, Henride (1825), French poet and dramatist, at Paris, Jan. 28.
- Boyle, Sir Courtenay (1846), permanent secretary of the British board of trade, May 19.
- Boysset, Charles (1817), oldest member of the French chamber of deputies, at Paris, May 23.
- Bright, Rev. William (1824), professor at Oxford university, at Oxford, England, March 6.
- Brogie, Duc de (1831), noted French statesman, at Paris, Jan. 19.
- Brozik, Wenceslas, historical painter, at Paris, April 15.
- Buchanan, Robert W. (1848), English poet and prose writer, in England, June 9.
- Burton, Sir George W. (1818), chief justice of the Ontario Court of Appeal, Aug. 22.
- Carte, D'Oyly, British theatrical manager and producer of light operas, at Tunbridge Wells, England, April 3.
- Cazin, Jean, painter, at Nice, France, March 27.
- Clarke, James Greville (1854), publisher, in London, July 28.
- Cleveland, Duchess of (1819), mother of Lord Rosebery, in Germany, May 18.
- Commerell, Sir John Edmund (1828), admiral of the British fleet from 1892 to 1899, at London, May 21.
- Conquest, George, actor and playwright, at London, May 14.
- Cook, Sir Francis, capitalist, at London, Feb. 17.
- Creighton, Rt.-Rev. Mandell (1843), bishop of London, at London, Jan. 14.
- Crispi, Francesco (1819), statesman and patriot, at Naples, Italy, Aug. 11.
- Diaz, Eugene, composer, at Paris, Sept. 12.
- Erazurig, Federigo, president of Chile, at Buenos Ayres, July 11.
- Fornshell, Hans L., ex-minister of finance in Sweden, at San Bernardino, Switzerland, Aug. 1.
- Frederick, Empress (1840), widow of Emperor Frederick III. of Germany, at Friedrichshof, Germany, Aug. 5.
- Fukuzawa, Yukichi (1834), Japanese educator, statesman and editor, at Mita, Japan, Feb. 4.
- Gandhi, Tirchand R., lecturer, at Mahanwar, India, Aug. 7.
- Got, Francois J. E. (1822), French actor, at Paris, March 20.
- Gourko, Field Marshal Joseph W. (1828), soldier, at Scharow, Russia, Jan. 29.
- Greenaway, Kate, artist, in Hempstead, England, Nov. 6.
- Greppi, Count, Italian minister to Chile, at Valparaiso, Sept. 30.
- Grimm, Prof. Hermann F. (1828), art critic, in Germany.
- Guzman, Dr. Horatio (1851), secretary of the bureau of American republics, at Washington, D. C., April 23.
- Hallil Rifat Pasha, grand vizier of Turkey, at Constantinople, Nov. 9.
- Hardy, A. S. (1837), ex-premier of Ontario, at Toronto, June 13.
- Hallstrom, Ivar (1826), composer, at Stockholm, April 11.
- Hatzfeldt-Wildenburg, Count Paul von (1831), ex-ambassador of Germany to Great Britain, at London, Nov. 22.
- Henderson, John, shipbuilder, at Glasgow, Scotland, July 22.
- Henschel, Mrs. Georg (1860), singer, at London, Nov. 4.
- Hohenlohe, Prince von (1819), German statesman and ex-chancellor of the empire, at Ragatz, Switzerland, July 5.
- Hoshi Toru (1850), Japanese statesman, assassinated in Tokyo, June 21.
- Hoskins, Sir Anthony H. (1828), admiral in the British navy, at London, June 21.
- Kemplin, Emilia, leader of the woman's movement in Germany and a noted lawyer, at Basel, Switzerland, April 14.
- Kruger, Mrs. Paul (1834), wife of the ex-president of the Transvaal republic, at Pretoria, July 21.
- Lacaze-Duthiers, Henri (1821), zoologist, in France, July 22.
- Laird, Sir William (1830), ironmaster, at Glasgow, Scotland, Aug. 14.
- Lewis, John Travis (1850), archbishop of Ontario and metropolitan of Canada, at sea, May 4.
- Lichtervelde, Comte Camille de (1823), at Brussels, April 22.
- Li Hung Chang (1822), noted Chinese statesman, at Peking, Nov. 7.
- Macrae, Douglas G. (1861), editor London Financial Times, in Switzerland, April 3.
- Mapleson, J. H. (1831), manager of grand opera, in London, Nov. 14.
- Milan I. (1854), ex-king of Servia, at Vienna, Feb. 11.
- Miquel, Dr. Johannes von (1829), former Prussian minister of finance, at Berlin, Sept. 8.
- Moreau, Mgr., Roman catholic bishop of St. Hyacinthe, Que., at St. Hyacinthe, May 24.
- Morelli, Domenico (1826), noted painter, at Naples, Italy, Aug. 13.
- Morgadts, Dr., bishop of Barcelona, Spain, Jan. 8.
- Muihall, Michael G. (1836), a statistician of world-wide fame, at London, Dec. 13, 1900.
- Murat, Prince Joachim Napoleon, at Paris, Oct. 24.
- Murray, Charles A. (1821), British vice-admiral, at Ringwood, England, Sept. 27.
- Myoshi, Rear-Admiral (1853), of the Japanese navy, Feb. 7.
- Nicholson, Laurence J. (1844), poet, at Edinburgh, Scotland, June 30.
- Nordenskjold, Baron Adolf Erik (1832), arctic explorer and naturalist, in Stockholm, Aug. 12.
- Orleans, Prince Henry of (1867), French explorer, at Saigon, Cochinchina, Aug. 9.
- Ormerod, Miss Eleanor A., scientist, at London, England, July 19.
- Osler, B. B., distinguished Canadian criminal lawyer, at Atlantic City, N. J., Feb. 5.
- Peng, Hsu Shou, member of the Chinese foreign office, at Peking, Oct. 31.
- Pettenkofer, Prof. Max von (1818), chemist, at Munich, Feb. 10.

- Pickersgiel, W. Clayton, British consul-general for the Pacific coast states, at Alameda, Cal., July 19.
- Posse, Count Arvid (1820), ex-premier of Sweden, at Stockholm, April 24.
- Pretorius, Henning, commander in the Boer army, Aug. 13.
- Pretorius, Martinus Wessel, first president of the Dutch republic, South Africa, at Potchefstroom, May 19.
- Primoli, Countess Charlotte (1832), daughter of Prince Charles Lucien Bonaparte, at Arceia, Italy.
- Renz, Franz, circus proprietor, at Hamburg, July 7.
- Rothschild, Baron Wilhelm von (1828), head of the great banking house, at Frankfurt-on-Main, Jan. 25.
- Rummel, Franz (1853), pianist, in Germany.
- Salaman, Charles K. (1814), composer, at London, England, June 24.
- Saxe-Weimar, Charles Alexander, Grand Duke of (1818), Jan. 5.
- Scadding, Henry (1813), Canadian historian and antiquarian, at Toronto, May 7.
- Siemens, Dr. George von (1839), founder of the Deutsche bank and a leading member of the reichstag, at Berlin, Germany, Oct. 23.
- Silvestre, Paul A. (1837), French poet and critic, at Toulouse, Feb. 20.
- Smith, Sir Francis (1823), one of the projectors of the Canadian Pacific railway, at Toronto, Ont., Jan. 17.
- Smith, George Murray, well-known English publisher, at London, April 8.
- Spyri, Johanna (1829), author of books for the young, at Zurich, July 3.
- Stalner, Sir John (1840), British composer, at London, April 1.
- Stephens, James, (1824), Fenian leader, at Dublin, March 29.
- Stewart, Sir Alan Plantagenet (1835), earl of Galloway, at Camloden, Scotland, Feb. 7.
- Stillman, William (1828), author and journalist, at Surrey, England, July 6.
- Stubbs, Rt.-Rev. William (1825), bishop of Oxford, April 22.
- Sundt, Christian, merchant and philanthropist, at Bergen, Norway, Feb. 27.
- Sward, Dr. J. P. (1845), educator, at Mora, Sweden, Oct. 15.
- Tanner, Dr. Charles K. D. (1850), Irish surgeon and statesman, at Reading, April 21.
- Tearle, George Osmond, actor, at London, Sept. 7.
- Verdi, Guiseppe (1813), eminent Italian composer, at Milan, Jan. 27.
- Victoria (1819), queen of Great Britain and Ireland and empress of India, at Osborne House, Cowes, Isle of Wight, Jan. 22.
- Vicuna, Carlos, minister from Chile to the United States, at Buffalo, Aug. 20.
- Vierling, Georg (1820), composer, at Berlin, Germany, June 4.
- Wallner, Agnes (1822), German actress, at Berlin, Sept. 26.
- Watkin, Sir Edward William (1819), English railroad man, at London, April 14.
- Wannerberg, Gunnar (1817), poet, at Stockholm, Aug. 24.
- Westcott, Rev. Brooks Foss (1825), bishop of Durham, July 28.
- Yonge, Charlotte M. (1823), author, at Winchester, England, March 24.

## IN CHICAGO.

- Abbott, Seth (1817), father of Emma Abbott, at Chicago, Oct. 22.
- Adams, George (1831), live-stock commission dealer, at Chicago, May 25.
- Alsip, William H. (1858), manufacturer, Jan. 13.
- Armour, Philip D. (1832), packer, founder of Armour Institute of Technology and capitalist, Jan. 6.
- Anderson, Gen. William B. (1830), soldier of the civil war and a democratic leader in Illinois, at Edgewater, Aug. 28.
- Avery, Thomas M. (1822), founder of the Elgin National Watch company, at Chicago, May 26.
- Banks, James Mead (1821), capitalist, at Chicago, July 27.
- Barnett, George W. (1843), commission merchant, at Chicago, Oct. 29.
- Bartels, Henry C. (1864), politician, Feb. 13.
- Bigelow, John C. (1849), resident of Chicago since 1842, at Chicago, April 22.
- Bintliff, Gen. James (1825), soldier of the civil war, March 16.
- Bissell, Josiah H. (1846), Chicago lawyer, committed suicide in midlake, Nov. 6.
- Blodgett, James (1856), pioneer horseman, at Chicago, March 28.
- Blodgett, Phineas M. (1810), old resident of Chicago, at Chicago, April 16.
- Bloomington, John S. (1843), editor, at Chicago, Oct. 3.
- Bowen, Mrs. Abbie (1805), widow of the Rev. Charles M. Bowen, a member of the Methodist church for eighty years, at Chicago, Aug. 21.
- Bowes, Seth B. (1815), long identified with financial interests of Chicago, at Brewster, N. Y., May 16.
- Brand, Edwin L. (1835), photographer, Dec. 25, 1900.
- Bresnahan, Maj. John, veteran of the civil war, at South Chicago, June 25.
- Brewer, Mrs. Lucinda (1811), pioneer, Feb. 8.
- Burbank, Augustus J. (1829), real-estate dealer and Grand Army man, Jan. 24.
- Burdick, Oscar (1832), old Chicago business man, at Kenosha, Wis., Aug. 29.
- Bush, William H. (1827), piano manufacturer, March 19.
- Bryant, Augustus (1823), banker and capitalist, at Chicago, April 6.
- Capron, Col. Albert B. (1841), veteran of the civil war, at Winnetka, May 9.
- Carter, Thomas (1808), pioneer, at Chicago, Oct. 6.
- Carter, Mrs. Zina R. (1862), wife of Zina R. Carter, at Chicago, July 3.
- Chase, Benjamin K. (1824), a resident of Chicago since 1877, at Oak Park, Ill., June 9.
- Clancy, Mark B. (1822), pioneer, Feb. 12.
- Closter, Christopher O. (1840), old settler and business man, at Chicago, Aug. 19.
- Coe, Albert Lyman, Chicago real-estate dealer, at Denver, Col., July 25.
- Collier, Frank Howard (1856), a once brilliant lawyer, at Chicago, Aug. 3.
- Colwell, Thomas M. (1837), business man, at Chicago, Sept. 3.
- Cook, Mrs. Parmelia (1810), resident of Chicago since 1853, at Chicago, July 28.
- Cooper, Edward Rathburn (1854), president of the Cooper Printing company, at Chicago, Aug. 24.
- Cormack, James R. (1853), Chicago real-estate dealer, at San Francisco, Cal., April 12.
- Counear, John F. (1825), pioneer lake captain, at Chicago, Oct. 1.
- Courtwright, Henry H., railroad man, at Chicago, Oct. 11.

- Cox, William (1851), physician, at Chicago, Aug. 30.
- Craig, William (1859), a wealthy packer, at Chicago, June 10.
- Culver, Howard Z. (1827), pioneer business man, at Chicago, Nov. 5.
- Curran, Hugh (1848), politician, at Chicago, Aug. 19.
- Davis, John (1834), president of the John Davis company, at Chicago, March 31.
- Davison, William M. W. (1849), physician, at Kenosha, Wis., March 2.
- Dennis, Mrs. Martha A. (1820), one of the first settlers of Cook county, at Glencoe, Ill., May 23.
- Dewey, George J. (1829), ex-police officer, known as "Father of the Chicago News-boys," at Chicago, July 3.
- Doane, John W. (1833), banker and capitalist, at New York, N. Y., March 23.
- Dohn, Adolf W. (1836), musician, Feb. 26.
- Doolittle, Frederick A. (1827), pioneer, at Chicago, July 23.
- Dormin, William J. (1861), newspaper circulator, March 24.
- Doud, Royal H. (1838), former board of trade operator, at Chicago, Nov. 13.
- Drake, Mrs. Isabelle, resident of Chicago from 1848, at Chicago, June 15.
- Dunham, James S. (1837), lake captain and vessel owner, Feb. 7.
- Dunlap, Joseph K. (1865), real-estate dealer, at Oak Park, July 9.
- Dunning, David F. (1812), after whom the town of Dunning was named, at Chicago, July 12.
- Durand, Henry C. (1828), pioneer business man of Chicago, at Highland Park, Ill., Sept. 2.
- Edwards, Dr. Arthur (1834), editor of the Northwestern Christian Advocate, Mar. 20.
- Elkins, Henry King (1818), pioneer lumberman, at Chicago, July 20.
- Ellingsen, Jalmer (1860), artist, at Leon, Mex., June 18.
- Ellithorpe, Albert (1854), business man, at Chicago, Sept. 23.
- Elson, Herman (1845), wholesale clothier, at Chicago, Aug. 23.
- Esher, John Jacob (1823), bishop of the evangelical church, at Chicago, April 16.
- Fawcett, Dr. William (1842), a leading methodist minister of River Forest, Ill., at Albert Lea, Minn., June 10.
- Ferguson, Charles H. (1846), life insurance, at Louisville, Ky., Jan. 27.
- Fisk, Franklin W. (1820), founder and ex-president of the Chicago Theological seminary, at Chicago, July 4.
- Fletcher, David (1815), Illinois pioneer, at Chicago, June 11.
- Foster, Henri L. (1833), former member of the board of trade, at Chicago, Aug. 13.
- Freer, Nathan M. (1844), lawyer, at Pasadena, Cal., Jan. 4.
- Frimman, Fritz (1826), pioneer and active in politics, at Chicago, Jan. 18.
- Garrity, Austin (1814), pioneer, at Chicago, Aug. 29.
- Gillan, Terrence R. (1867), assistant city prosecutor, at Chicago, Sept. 21.
- Goodyear, William (1836), pioneer business man of the west side, at Chicago, May 21.
- Goodwin, Dr. Edward P. (1833), congregational clergyman, Feb. 15.
- Gould, Prof. Allan W. (1850), teacher, at Chicago, March 30.
- Gray, William C. (1830), editor of the Interior, at Chicago, Sept. 29.
- Gurney, Charles, board of trade, at New York, March 12.
- Haas, Louis (1844), captain of police, at Chicago, Oct. 7.
- Hall, Albert H. (1820), methodist clergyman, at Evanston, Ill., Sept. 5.
- Hammond, T. C. (1840), business man, at Chicago, April 1.
- Hannah, John S. (1846), commission merchant and grain shipper, at Chicago, July 5.
- Harris, W. H., circus owner, Feb. 10.
- Harrison, William D. (1871), billiard player, at Chicago, June 30.
- Heissler, Jacob (1846), philanthropist, April 5.
- Henning, David (1821), merchant, at Chicago, April 2.
- Henrotin, Adolph (1851), business man, at Chicago, June 16.
- Henry, Carroll W. (1843), a pioneer laundryman, at Chicago, June 20.
- Hlatt, Dr. Alfred H. (1824), one of the oldest practicing physicians of Chicago, at Chicago, April 27.
- Higgins, Charles (1831), business man, Dec. 26, 1900.
- Hitchcock, James A. (1849), pioneer, prominent in Masonic circles, Dec. 21, 1900.
- Hodge, the Rev. M. G., retired baptist clergyman, at River Forest, Ill., Aug. 26.
- Hogan, Martin (1808), Irish patriot, in Chicago, Nov. 26.
- Holbrook, Z. S., former Chicago business man, at Brookline, Mass., Oct. 24.
- Howe, Warren B., paper-box inventor, March 24.
- Hulsman, Otto (1851), county commissioner, at Chicago, June 13.
- Hunt, George (1841), ex-attorney-general of Illinois, at Riverside, Ill., March 17.
- Jackson, Huntington W. (1841), lawyer, at Newark, N. J., Jan. 3.
- Janes, John I. (1853), insurance, at Chicago, Aug. 19.
- Jennings, Maude, pianist, at Chicago, Sept. 19.
- Johnstone, James R. (1821), veteran of the Mexican and civil wars, at Chicago, June 26.
- Jones, Dr. Samuel J. (1836), eye and ear specialist, at Chicago, Oct. 4.
- Keith, Dr. Ernest W. (1862), physician, at Chicago, July 26.
- Kent, Albert E. (1830), pioneer packer and one of the founders of the Chicago board of trade, at Genoa, Neb., Jan. 8.
- Jerome, C. C. (1831), pioneer in Chicago iron and brass packing industry, at Mannheim, Germany, May 24.
- Kils, Asa B. (1827), ex-alderman of the 30th ward, Feb. 27.
- Kinball, Edward (1823), widely known for his success in raising church debts, at Oak Park, June 5.
- King, Charles W., restaurant proprietor, Jan. 25.
- Kirkland, Alexander (1824), ex-building commissioner, at Portland, Ore., Jan. 22.
- Knox, Loren L. (1811), clergyman and educator, at Evanston, Ill., Jan. 18.
- Laing, John (1800), centenarian, at Chicago, Jan. 8.
- Lang, Peter (1823), pioneer resident, at Chicago, July 31.
- Lay, Charles (1813), pioneer railroad master builder, at Chicago, April 26.
- Lay, Robert Henry (1825), retired business man, at Oak Park, Ill., June 9.
- Ledden, Thomas (1841), old lake captain, at Chicago, May 4.
- Lenard, Thomas C. (1873), labor leader, in Chicago, Oct. 22.
- Lewis, Abner M. (1828), wool merchant, at Chicago, June 4.
- Lewis, Henry B. (1854), Englewood pioneer, at Chicago, June 6.
- Ligare, George C. (1821), retired lumber merchant of Chicago, at Glencoe, July 26.

- Linderborg, Carl Gustaf (1844), Swedish journalist, at Chicago, July 10.
- Mason, Carlile (1817), old resident of Chicago, at Plainfield, Iowa, July 6.
- Mead, Gen. Fabius J. (1839), soldier of the civil war, at Chicago, Aug. 26.
- Meeker, Arthur B. (1835), a pioneer in the iron and coal trade of Chicago, at Utica, N. Y., Nov. 6.
- Mehlhorn, Karl F. A. (1832), for fifty years a resident of Chicago, at Chicago, July 23.
- Mergler, Dr. Marie, dean of the Women's Medical College of Northwestern university, at Los Angeles, Cal., May 18.
- Meysenburg, Otto W. (1849), manufacturer, Alma, Cal., Feb. 11.
- Miles, Moses T. (1823), well known in iron and steel trade, at Chicago, Sept. 24.
- Miller, Adam (1809), physician, at Chicago, July 29.
- Mills, John R. (1816), pioneer dry-goods merchant of Chicago, at Evanston, Ill., July 23.
- Montgomery, John A. (1843), superintendent of mails at Chicago postoffice, Jan. 5.
- Moon, John B. (1813), prominent prohibitionist, at Chicago, Nov. 13.
- McCarthy, Jeremiah J. (1862), railroad passenger agent, at Chicago, Oct. 19.
- McClurg, Alexander C. (1833), veteran of the civil war, bookseller and publisher, at St. Augustine, Fla., April 15.
- McDaneld, D. H. (1841), hide merchant, at Chicago, June 5.
- McDevitt, Dion W. (1843), book auctioneer, at Chicago, June 19.
- McDonald, John R., a resident of Chicago since 1847, at Chicago, Aug. 29.
- McGarry, James, original character in the "Doolley" sketches, at Chicago, Oct. 29.
- McIntyre, John (1846), chief of Illinois Central's map department, at Chicago, May 20.
- Neeld, Nathan M. (1840), former board of trade broker, at Chicago, July 27.
- Newcomb, George W. (1825), lawyer, April 3.
- Neymann, A. M. (1831), business man, at Chicago, July 9.
- Nichols, James P. (1822), pioneer of Chicago and Waukegan, at Waukegan, Ill., May 20.
- Nichols, Rev. Washington A. (1808), congregational clergyman, at Lake Forest, Ill., June 25.
- Niehoff, Joseph J. (1816), active in Chicago politics, at Chicago, July 2.
- Northrup, George W., lawyer, at Chicago, April 22.
- Nutt, Dr. John (1823), pioneer of Glencoe and Chicago, at San Diego, Cal., Jan. 8.
- O'Neill, Andrew I. (1828), clergyman and educator, at Chicago, Sept. 13.
- Ott, Oran (1820), general purchasing agent of the Illinois Central railroad, at Chicago, May 19.
- Parker, Augustus A. (1840), member of the board of trade, at Chicago, July 1.
- Parker, James (1829), pioneer business man, March 21.
- Payne, Gen. Walter (1837), past commander of the Sons of Veterans, at Chicago, Oct. 19.
- Pearce, Mrs. J. Irving, at Chicago, Oct. 11.
- Peters, Capt. Henry M. (1823), a resident of Chicago since 1850, at Chicago, July 28.
- Peterson, C. F. (1843), Swedish author and newspaper editor, at Chicago, June 11.
- Phillips, John C., editor and publisher of Western Catholic News, at Huntington, W. Va., June 28.
- Pierce, Gilbert A. (1841), soldier, journalist, ex-governor of Dakota, ex-United States senator, ex-United States minister to Portugal, Feb. 15.
- Plautz, C. Herman (1844), former city treasurer, at Chicago, Aug. 9.
- Pratt, George N. (1839), business man, Jan. 10.
- Price, Judge William C. (1815), connected with the United States treasury department in Buchanan's time, at Chicago, Aug. 6.
- Purdy, Dr. Charles W. (1846), physician, Jan. 20.
- Raffen, Col. Alexander W., veteran of the civil war and Chicago pioneer, at Chicago, April 22.
- Richman, Jacob (1828), pioneer, at Chicago, April 4.
- Rigby, Col. Francis E. (1826), real-estate dealer and capitalist, at Chicago, April 11.
- Rollo, William E. (1821), insurance, May 13.
- Root, Daniel E. (1836), ex-county commissioner, Dec. 25, 1900.
- Ross, Alexander C. (1857), ex-assistant chief of police, May 12.
- Rowan, Stephen P. (1840), well-known police officer, Feb. 18.
- Russell, William H. (1856), member of the first drainage board, at Chicago, Nov. 13.
- Sattley, W. N., insurance, May 13.
- Savage, Francis W. (1811), veteran commission merchant, March 3.
- Schubert, Andreas (1830), old resident of Chicago, at Chicago, Aug. 6.
- Scott, William, pioneer, 103 years old, Jan. 2.
- Sedgwick, Edwin Henry, former member of the board of trade, at Chicago, Sept. 10.
- Seeberger, Anthony F. (1829), prominent business man, ex-collector of the port of Chicago and ex-treasurer of the World's Fair, at Des Moines, Iowa, July 10.
- Selvey, Edward (1816), resident of Chicago since 1857, at Chicago, Oct. 5.
- Seymour, Charles G., Chicago newspaper writer, at El Paso, Tex., May 8.
- Sheldon, D. Henry (1830), ex-member of the board of trade and real-estate dealer, at Washington, D. C., May 22.
- Sheldon, Mrs. Maria (1822), widow of Jonathan Young Scammon, at Chicago, May 5.
- Sigmund, Christopher H. (1848), prominent in west side politics, at Chicago, June 28.
- Slosson, James W. (1838), railway passenger and freight agent, at Chicago, June 5.
- Smith, Frank J., lawyer, Jan. 24.
- Smith, James P. (1835), commission merchant, at Chicago, June 11.
- Smith, Perry H. (1843), resident of Chicago since 1846, at Chicago, Aug. 4.
- Smith, Robert J. (1837), insurance official, Jan. 7.
- Speirs, N. L. (1842), ex-commissioner of the Southwestern Traffic association, at Chicago, May 29.
- Spring, Charles A. (1826), manager of McCormick harvesting machine works, at Chicago, July 16.
- Sterne, George M. (1846), board of trade commission man, at Chicago, May 22.
- Stettauer, David (1835), retired business man of Chicago, at Wiesbaden, Germany, Aug. 29.
- Stible, Frank (1846), detective, at Chicago, Aug. 9.
- Stoddard, George B. (1850), business man and old resident of Chicago, at Chicago, July 26.
- Stone, Mrs. Melville E., Jr., at Chicago, Aug. 3.
- Sutherland, J. L. (1834), registrar of the city water department, at Chicago, Aug. 31.
- Talcott, Mrs. Mary O. (1838), a resident of Chicago for forty-six years, at Chicago, June 12.

Thurber, George S. (1860), ex-member of the board of trade, at Chicago, April 9.  
 Tripp, William R. (1843), secretary of the Naval Veterans' association, at Chicago, May 22.  
 Van Meenen, Adolph S., civil engineer, at Chicago, Sept. 5.  
 Wadsworth, Phillip, long a resident of Chicago and a personal friend of Abraham Lincoln, at Suffield, Conn., Sept. 12.  
 Wagner, George M. H. (1836), commission merchant, at Glen Ellyn, Sept. 21.  
 West, George, driver and trainer of harness horses, at Chicago, Jan. 24.  
 Whitfield, Rev. John (1806), Illinois pioneer,

abolitionist and reformer, at Evanston, Jan. 25.  
 Wilk, Frederick (1825), pioneer, at Chicago, Sept. 16.  
 Williams, Henry W. (1829), president of the H. W. Williams Transportation company, at Baltimore, May 9.  
 Williams, John M. (1821), business man of Chicago and Evanston, at Santa Clara, March 9.  
 Wilson, George A. S., insurance adjuster, at Cincinnati, Feb. 3.  
 Wright, George E. (1851), one of original members of the Chicago stock exchange, in Chicago, Sept. 9.

### THE SCHLEY INQUIRY.

In July, 1901, a climax was reached in the Schley-Sampson controversy as to the respective merits of the commanders in the Santiago campaign when the third volume of Edgar S. Maclay's "History of the United States Navy" appeared. In this book Rear-Admiral Schley was severely criticised for his conduct before and during the fight with Cervera's fleet. He was charged with disobedience of orders in refusing to proceed to Santiago and with cowardice in turning the Brooklyn away from the Spanish fleet when it came out of the harbor.

July 22 Schley wrote a letter to Secretary Long of the navy department asking for an investigation, and three days later the request was complied with. Admiral Dewey and Rear-Admirals Kimberly and Benham were appointed to serve on the court, with Capt. S. C. Lemly as judge advocate. Kimberly was unable to serve and Rear-Admiral Howison was appointed to succeed him, but the latter was objected to by Schley as prejudiced and Rear-Admiral Ramsay took his place.

Secretary Long issued the precept to the court defining the scope of the investigation July 26 and directed the inquiry to begin Sept. 12, but in the meantime the assassination of President McKinley occurred and it was the 20th of September before the hearing of testimony began. Judge Jerome Wilson of Washington and ex-Congressman I. Rayner represented Schley. On the 24th Judge Wilson died very suddenly, causing a temporary delay in the proceedings. Witnesses unfavorable to Schley occupied the time up to Oct. 2 and witnesses for him up to the first part of November. Schley himself was on the stand Oct. 24-30. Nov. 7 the

arguments were concluded and the case taken under advisement by the court.

Following the directions contained in Secretary Long's precept, the court inquired specifically into the reasons which prompted Commodore Schley to send his dispatch of May 25 declaring it impossible for him to obey the department's orders to proceed to Santiago because the squadron was short of coal; the circumstances attending the futile attack upon the Colon when that ship was lying outside the harbor of Santiago; the efficiency of the blockade maintained by the squadron, particularly at night, and, finally, the necessity for the Brooklyn's "loop" in the battle off Santiago. Those who were called to testify adversely to the commodore included, among others, Rear-Admirals Evans, Higginson, Cotton and Taylor, Capts. Wise, McCalla, Jewell, Sigsbee, Chadwick and Cook, Commanders Bates, Rodgers and Wainwright, and Lieuts. Wood, Southerland, Barnes, Sharp, Doyle, Dyson, Hodgson, Potts and Staunton. For Commodore Schley the chief witnesses were Capts. Clark and Hannum, Lieuts. Griffin, Nicholson, Carter, Ryan, Wells, Simpson, Rush, Ackerman and Sears, Ensigns Halligan, Marble and Macy.

The finding of the court, announced Dec. 13, was that Admiral Schley was censurable for vacillation, dilatoriness and lack of enterprise and for making misleading reports as to the coal supply. In a supplemental report Admiral Dewey declared that Schley had maintained an effective blockade and as the officer in absolute command was entitled to the credit for the victory at Santiago. The charge of cowardice was not sustained. It was recommended that no further action be taken.

### PHILIPPINE CASE DECISION.

Dec. 2, 1901, the Supreme court decided two more of the so-called "insular cases," one applying directly to the Philippine islands and the other to Porto Rico and both supplementing the decisions made earlier in the year, the substance of which will be found elsewhere in this volume. That affecting the Philippines was known as the "fourteen diamonds case." A soldier bought some diamonds in the islands and on his arrival in Chicago the gems were seized for nonpayment of duties under the Dingley tariff act. The decision of the lower court that duty must be paid was reversed by the Supreme court, which held that the Philippines became domestic territory immediately upon the ratification of the treaty of peace and that in the absence of legislation by congress duties levied upon the products of the islands were illegal. The right of congress to pass laws for the regulation of the territories was declared to be unrestricted.

coming from the constitution itself. It may therefore, if it sees fit, provide a special tariff on goods going to or coming from the Philippines, but until laws are passed no duties can be imposed.

The Porto Rican decision was that relating to the "second Dooley case," involving the legality of the tax at San Juan on goods coming to Porto Rico from the United States. It was decided that this was not an export duty, as Porto Rico was domestic territory, and that the imposition of the tax under the Foraker act was legal.

In the Philippine case Chief Justice Fuller gave the decision, Justices Brown, Brewer, Harlan and Peckham concurring; Justices Gray, Shiras, White and McKenna dissented. In the Porto Rico case Justice Brown gave the decision, Justices Gray, Shiras, White and McKenna concurring and Justices Fuller, Brewer, Harlan and Peckham dissenting.

## Illinois and Local Political Committees.

## ILLINOIS.

## REPUBLICAN STATE COMMITTEE.

Headquarters—Chicago.  
 Chairman—Fred H. Rowe.  
 Secretary—Walter Fieldhouse.  
 Treasurer—E. G. Keith.  
 Dist.

1. Thomas N. Jamieson.....Chicago
2. Charles S. Deneen.....Chicago
3. Ernest J. Magerstadt.....Chicago
4. Joseph E. Bidwill.....Chicago
5. William J. Moxley.....Chicago
6. Fred A. Busse.....Chicago
7. James Pease.....Chicago
8. Luman T. Hoy.....Woodstock
9. J. R. Cowley.....Freeport
10. James McKinney.....Aledo
11. Ralph F. Bradford.....Pontiac
12. Len Small.....Kankakee
13. Charles G. Eckart.....Tuscola
14. John S. Stevens.....Peoria
15. J. Mack Sholl.....Carthage
16. H. D. L. Griggsby.....Pittsfield
17. T. M. Harris.....Lincoln
18. George T. Turner.....Vandalia
19. Charles P. Hitch.....Paris
20. John H. Miller.....McLeansboro
21. George F. Mead.....Pinckneyville
22. Daniel Hogan.....Mound City

At Large—Joseph P. Robbins.....Quincy  
 Charles Bent.....Morrison  
 S. H. Watson.....Mount Vernon  
 John W. Bunn.....Springfield  
 Edward H. Morris.....Chicago  
 Joseph Brucker.....Chicago  
 G. Bernhard Anderson.....Chicago

## SECRETARIES OF REPUBLICAN COUNTY CENTRAL COMMITTEES.

Adams—John E. Wall.....Quincy  
 Alexander—William S. Dewey.....Cairo  
 Bond—W. W. Lewis.....Greenville  
 Boone—Frank T. Moran.....Belvidere  
 Brown—O. H. Perry.....Mount Sterling  
 Bureau—J. A. Davis.....Princeton  
 Calhoun—W. U. Mortland.....Hardin  
 Carroll—A. P. Woodruff.....Savanna  
 Cass—R. Lancaster.....Virginia  
 Champaign—Royal Wright.....Urbana  
 Christian—W. M. Province.....Taylorville  
 Clark—F. J. Bartlett.....Marshall  
 Clay—T. S. Williams.....Louisville  
 Clinton—H. H. Beckemeyer.....Buxton  
 Coles—B. H. Tivnen.....Mattoon  
 Cook—E. J. Magerstadt.....Chicago  
 Crawford—J. A. MacHatton.....Robinson  
 Cumberland—J. E. Barr.....Toledo  
 DeKalb—A. W. Flisk.....DeKalb  
 DeWitt—F. C. Davidson.....Clinton  
 Douglas—C. G. Eckhart.....Tuscola  
 Du Page—H. H. Goodrich.....Naperville  
 Edgar—C. O. Chestnut.....Paris  
 Edwards—Ben L. Mayne.....Blood  
 Effingham—J. L. Mix.....Altamont  
 Fayette—J. A. Myers.....Vandalia  
 Ford—V. G. Way.....Proctor  
 Franklin—Harry L. Frier.....Benton  
 Fulton—C. E. Snively.....Canton  
 Gallatin—J. R. Loomis.....Shawneetown  
 Greene—D. Simpson, Jr.....Carrollton  
 Grundy—W. L. Sackett.....Morris  
 Hamilton—L. Howard.....McLeansboro  
 Hancock—C. C. March.....Carthage  
 Hardin—C. H. Austin.....Elizabethtown  
 Henderson—E. A. Hall.....Oquawka  
 Henry—M. L. Love.....Orion  
 Iroquois—E. H. Munstermann.....Watseka

Jackson—J. W. Miller.....Carbondale  
 Jasper—W. F. Johnson.....Newton  
 Jefferson—G. G. Gilbert.....Mount Vernon  
 Jersey—Frank Rowden.....Fieldon  
 Jo Daviess—D. B. Blewett.....Galena  
 Johnson—W. G. Gilliam.....Vienna  
 Kane—J. T. Phelps.....Geneva  
 Kankakee—L. G. Nutt.....Buckingham  
 Kendall—J. S. Budd.....Millbrook  
 Knox—A. W. Truedson.....Galesburg  
 Lake—R. D. Wynn.....Waukegan  
 LaSalle—G. M. Trimble.....Ottawa  
 Lawrence—J. E. Lemmons.....Lawrenceville  
 Lee—R. H. Scott.....Dixon  
 Livingston—G. Lacy.....Pontiac  
 Logan—L. B. Davis.....Lincoln  
 Macon—F. S. Dodd.....Decatur  
 Macoupin—H. A. David.....Carlville  
 Madison—W. R. Crossman.....Edwardsville  
 Marion—B. Schwartz, Jr.....Salem  
 Marshall—James Dillon.....Lacon  
 Mason—J. J. Cox.....Havana  
 Massac—J. B. McCrary.....Metropolis  
 McDonough—C. G. Gumbart.....Macomb  
 McHenry—H. C. Mead.....West McHenry  
 McLean—H. W. Hall.....Bloomington  
 Menard—F. E. Blane.....Petersburg  
 Mercer—L. D. Kirkpatrick.....Keithsburg  
 Monroe—H. C. Virsik.....Waterloo  
 Montgomery—W. L. Bateman.....Litchfield  
 Morgan—W. M. Morrisey.....Jacksonville  
 Moultrie—G. A. Sentel.....Sullivan  
 Ogle—J. L. Rice.....Mount Morris  
 Peoria—A. J. Boylan.....Peoria  
 Perry—Thomas B. Reagin.....Duquoin  
 Platt—Harvey Fay.....Bement  
 Pike—T. W. Mayo.....Pittsfield  
 Pope—B. Phelps.....Golconda  
 Pulaski—E. P. Easterday.....Mound City  
 Putnam—G. F. Stanton.....Hennepin  
 Randolph—S. W. McGuire.....Sparta  
 Richland—John A. Baird.....Olney  
 Rock Island—W. G. Heider.....Rock Island  
 Saline—J. V. Capel.....Harrisburg  
 Sangamon—John Juneman.....Springfield  
 Schuyler—H. B. Koach.....Rushville  
 Scott—B. T. Bradley.....Winchester  
 Shelby—H. M. Martin.....Shelbyville  
 Stark—V. G. Fuller (chairman).....Toulon  
 St. Clair—H. Semmelroth.....Belleville  
 Stephenson—R. P. Eckert.....Freeport  
 Tazewell—J. H. Shade.....Pekin  
 Union—W. A. Kelley.....Jonesboro  
 Vermilion—M. W. Thompson.....Danville  
 Wabash—C. Oldendorf.....Mount Carmel  
 Warren—W. H. Sexton.....Monmouth  
 Washington—J. Hugely.....Nashville  
 Wayne—L. M. Forth.....Wayne City  
 White—W. H. Phipps.....Carmi  
 Whiteside—E. G. Mathis.....Prophetstown  
 Will—John T. Clynne.....Joliet  
 Williamson—R. B. Morton.....Carterville  
 Winnebago—F. E. Sterling.....Rockford  
 Woodford—C. T. Swartz.....El Paso

## DEMOCRATIC STATE COMMITTEE.

Headquarters—Chicago.  
 Chairman—John P. Hopkins.  
 Vice-Chairman—Charles Boeschstein.  
 Secretary—W. L. Mounts.  
 Treasurer—W. B. Brinton.  
 Executive Committee—John P. Hopkins,  
 chairman; George E. Brennan, secretary;  
 W. B. Brinton, treasurer; Thomas Gahan,  
 Thomas Byrne, A. J. Jones, William  
 Loeffler, D. J. Hogan, F. W. Havill, B. J.

|  |  |
|--|--|
| Claggett, I. A. Lumpkin, F. J. Quinn, W. S. Mathews, G. C. Scott, C. W. Ferguson, P. C. Haley and D. Heenan.   | Kankakee—Barthey Gulshen.....Hesler        |
| Committeeman-at-Large—Thomas Gahan, Chicago; Fred E. Eldred, Chicago; William J. Roach, Chicago; A. J. Jones, Chicago; J. E. Murphy, Peoria; F. W. Havill, Mount Carmel; W. B. Brinton, LaSalle; P. C. Haley, Joliet; W. L. Mounts, Carlinville. | Kendall—W. D. Stewart.....Piano            |
| Dist.  | Knox—L. F. Brown.....Galesburg             |
| 1. John P. Hopkins.....Chicago   | Lake—N. M. Coburn.....Lake Forest          |
| 2. Thomas Byrne.....Chicago  | LaSalle—M. T. Moloney.....Ottawa           |
| 3. Thomas J. McNally.....Chicago   | Lawrence—W. E. Finley.....Bridgeport       |
| 4. William Loeffler.....Chicago  | Lee—H. L. Fordham.....Compton              |
| 5. Roger C. Sullivan.....Chicago   | Livingston—R. S. McIlhuff.....Pontiac      |
| 6. Robert E. Burke.....Chicago   | Logan—Joe Hodnett.....Lincoln              |
| 7. John Fitzsimmons.....Chicago  | Mason—T. A. Mahlhopp.....Havana            |
| 8. Denis J. Hogan.....Geneva   | Madison—William H. Krome.....Edwardsville  |
| 9. C. W. Ferguson.....Rockford   | Macon—R. T. Williams.....Decatur           |
| 10. Guy C. Scott.....Aleto   | Macoupin—F. W. Burton.....Carlinville      |
| 11. D. Heenan.....Streator   | Marion—John F. Sugg.....Odin               |
| 12. T. F. Donovan.....Kankakee   | Marshall—R. S. Barnes.....Lacon            |
| 13. B. J. Claggett.....Lexington   | Massac—C. L. V. Mulkey.....Metropolis      |
| 14. Frank J. Quinn.....Peoria  | Mercer—John E. Madock.....Aledo            |
| 15. T. F. Dunn.....Carthage  | Menard—V. A. Thompson.....Petersburg       |
| 16. J. F. Robinson.....Virginia  | Monroe—Frank Durfee.....Waterloo           |
| 17. James B. Ricks.....Taylorville   | Montgomery—John M. Shoemaker.....Hillsboro |
| 18. Charles Boeschstein.....Edwardsville   | Morgan—J. O. Priest.....Jacksonville       |
| 19. L. A. Lumpkin.....Mattoon  | McDonough—C. F. Fack.....Macomb            |
| 20. Walter Watson.....Mount Vernon   | McHenry—J. D. Donovan.....Woodstock        |
| 21. W. S. Mathews.....Centralla  | McLean—A. J. Barr.....Bloomington          |
| 22. James Lingie.....Jonesboro   | Moultrie—William Kirkwood.....Sullivan     |
|  | Ogle—E. L. Orput.....Rochelle              |
|  | Peoria—Samuel Woolner.....Peoria           |
|  | Perry—J. R. Sims.....Duquoin               |
|  | Platt—H. E. Shaw.....Bement                |
|  | Pike—A. C. Bentley.....Pittsfield          |
|  | Pope—H. B. Pierce.....Golconda             |
|  | Pulaski—Charles Wehrenburg.....Mound City  |
|  | Putnam—Thomas Paxon.....Hennepin           |
|  | Randolph—E. B. McGuire.....Sparta          |
|  | Richland—M. D. Foster.....Oney             |
|  | Rock Island—T. R. Lees.....Coal Valley     |
|  | Saline—A. G. Obney.....Harrisburg          |
|  | Sangamon—G. W. Funderburk.....Springfield  |
|  | Schuyler—H. E. Dyson.....Rushville         |
|  | Scott—G. H. Bowman.....Aley                |
|  | Shelby—J. P. Heinz.....Shelbyville         |
|  | Stark—H. J. Grosgrrove.....Wyoming         |
|  | St. Clair—B. D. W. Holder.....Bellevue     |
|  | Stephenson—C. J. Dittmar.....Freeport      |
|  | Tazewell—Charles Duisdieker.....Pekin      |
|  | Union—A. N. Sessions.....Anna              |
|  | Vermilion—A. L. White.....Fairmont         |
|  | Wabash—J. E. Inskoep.....Mount Carmel      |
|  | Warren—N. S. Woodward.....Monmouth         |
|  | Washington—J. J. Trout.....Nashville       |
|  | Wayne—Adam Rinard.....Fairfield            |
|  | White—A. W. Charles.....Carmi              |
|  | Will—Mark G. Harris.....Joliet             |
|  | Williamson—R. F. Hill.....Marion           |
|  | Whiteside—Pierre Jackson.....Morrison      |
|  | Winnebago—G. W. Collins.....Rockford       |
|  | Woodford—J. D. Jenkins.....El Paso         |

#### CHAIRMEN OF DEMOCRATIC COUNTY CENTRAL COMMITTEES.

|  |                                       |
|--|---------------------------------------|
| Adams—Herman Moecher.....Quincy              | Union—A. N. Sessions.....Anna         |
| Alexander—M. F. Gilbert.....Cairo            | Vermilion—A. L. White.....Fairmont    |
| Bond—Charles Carrillion.....Smithboro        | Wabash—J. E. Inskoep.....Mount Carmel |
| Bureau—W. J. Kendall.....Princeton           | Warren—N. S. Woodward.....Monmouth    |
| Boone—C. W. O'Connor.....Belvidere           | Washington—J. J. Trout.....Nashville  |
| Brown—Frank Orr.....Mount Sterling           | Wayne—Adam Rinard.....Fairfield       |
| Calhoun—C. H. Lamar.....Hardin               | White—A. W. Charles.....Carmi         |
| Carroll—J. N. Brandt.....Lanark              | Will—Mark G. Harris.....Joliet        |
| Champaign—J. B. Harris.....Champaign         | Williamson—R. F. Hill.....Marion      |
| Cass—L. A. Peterfish.....Virginia            | Whiteside—Pierre Jackson.....Morrison |
| Christian—J. E. Hogan.....Taylorville        | Winnebago—G. W. Collins.....Rockford  |
| Clark—Zam. Arbuckle.....Marshall             | Woodford—J. D. Jenkins.....El Paso    |
| Clay—G. A. Hoff.....Flora                    |                                       |
| Clinton—William Johnson.....Carlyle          |                                       |
| Coles—W. T. Fanning.....Oakland              |                                       |
| Cook—Thomas Gahan.....Chicago                |                                       |
| Crawford—A. L. Lowe.....Robinson             |                                       |
| Cumberland—L. B. Ross.....Toledo             |                                       |
| DeKalb—B. B. Smiley.....Malta                |                                       |
| De Witt—Titus Hinchoff.....Clinton           |                                       |
| Douglas—Roy F. Hall.....Tuscola              |                                       |
| DuPage—J. W. Leonard.....Wheaton             |                                       |
| Edgar—H. S. Tanner.....Paris                 |                                       |
| Edgingham—R. C. Harrah.....Edgingham         |                                       |
| Edwards—Fred Beehn.....West Salem            |                                       |
| Fayette—George Rogers.....Ramsey             |                                       |
| Franklin—William H. Hart.....Benton          |                                       |
| Ford—C. B. Miller.....Gibson City            |                                       |
| Fulton—J. H. DeWolf.....Canton               |                                       |
| Gallatin—George B. Parsons.....Shawneetown   |                                       |
| Greene—Edward Smith.....Carrollton           |                                       |
| Grundy—O. P. Bennett.....Mazon               |                                       |
| Hamilton—Frank Lockett.....McLeansboro       |                                       |
| Hancock—Thomas E. Dunn.....Carthage          |                                       |
| Hardin—W. R. Martin.....Elizabethtown        |                                       |
| Henderson—T. M. Balrd.....Biggsville         |                                       |
| Henry—Dr. F. Thompson.....Galva              |                                       |
| Iroquois—J. C. Brunner.....Buckley           |                                       |
| Jackson—F. L. Etherton.....Murphysboro       |                                       |
| Jasper—Dr. W. C. Williams.....Newton         |                                       |
| Jersey—Cosmus Keller.....Jerseyville         |                                       |
| Jo Daviess—M. E. Cleary.....Galena           |                                       |
| Jefferson—Thomas E. Wescott.....Mount Vernon |                                       |
| Kane—Lee Head.....Vienna                     |                                       |
| Kane—John Miller.....Geneva                  |                                       |

#### PROHIBITION STATE COMMITTEE.

|  |
|--|
| Headquarters—Chicago.  |
| Chairman—Hale Johnson.   |
| Secretary-Treasurer—Alonzo E. Wilson.  |
| Executive Committee—Hale Johnson, Newton; R. J. Mossop, Chicago; D. R. Sheen, Peoria; R. H. Patton, Springfield; J. A. L. Scott, Orchardville. |
| Dist.  |
| 2. E. L. Kletzing.....Chicago  |
| 3. W. F. Keltet.....Chicago  |
| 4. R. W. Stevens.....Chicago   |
| 5. J. A. Ruth.....Chicago  |
| 6. R. J. Mossop.....Chicago  |
| 7. Dr. F. H. Booth.....Chicago   |
| 8. A. E. Wilson.....Wheaton  |
| 9. Ira Crippen.....Freeport  |
| 10. S. T. Shirley.....Rock Falls   |
| 11. C. H. Tusburg.....Pontiac  |
| 12. G. B. Winter.....Onaga   |
| 13. W. P. Allen.....McLean   |
| 14. Dan R. Gumbart.....Peoria  |
| 15. L. F. Gumbart.....Macomb   |



## Dist.

|                           |              |
|---------------------------|--------------|
| 16. H. C. Tunison.....    | Jacksonville |
| 17. R. H. Patton.....     | Springfield  |
| 18. J. T. Killam.....     | Tower Hill   |
| 19. Henry B. Kepley.....  |              |
| 20. John A. L. Scott..... | Orchardville |
| 21. A. J. Meek.....       | Marissa      |
| 22. J. G. Feezer.....     | McCormick    |

## SOCIALIST STATE COMMITTEE.

Headquarters—Chicago.

Secretary—Charles H. Kerr, 56 5th avenue.

Members—Phillip S. Brown, John Collins, George D. Evans, Charles H. Kerr, F. W. Knox, James S. Smith and E. Richter.

## COOK COUNTY.

## REPUBLICAN COUNTY CENTRAL COMMITTEE (1901).

Headquarters—75 5th-av., Chicago.

Chairman—William Lorimer.

Vice-Chairman—Christopher Mamer.

Secretary—Ernest J. Magerstadt.

Treasurer—Fred M. Blount.

## Ward.

|                            |                          |
|----------------------------|--------------------------|
| 1. Charles A. Wathier..... | 365 5th-av.              |
| 2. James P. Smith.....     | 1503 Michigan-av.        |
| 3. Perry A. Hull.....      | 108 LaSalle-st.          |
| 4. M. B. Madden.....       | 320 Chamber of Commerce  |
| 5. E. J. Magerstadt.....   | Sheriff's office         |
| 6. Thomas J. Finucane..... | 2901 Archer-av           |
| 7. John A. Cooke.....      | Clerk Circuit court      |
| 8. P. F. Burke.....        | 492 Center-av.           |
| 9. Joseph E. Bidwill.....  | 504 Ashland-bd.          |
| 10. William Lorimer.....   | 1183 Douglas Park-bd.    |
| 11. William J. Moxley..... | 445 W. Congress-st.      |
| 12. Fred M. Blount.....    | Chicago National Bank    |
| 13. D. A. Campbell.....    | 1012 Chamber of Com.     |
| 14. Fred L. Wilk.....      | Union Trust company      |
| 15. James Reddick.....     | Clerk Probate court      |
| 16. George C. Lenke.....   | Sheriff's office         |
| 17. F. E. Erickson.....    | 256 N. Carpenter-st.     |
| 18. George Berz.....       | 299 W. Jackson-bd.       |
| 19. Chris Mamer.....       | 156 Throop-st.           |
| 20. Thomas Rankin.....     | 378 Seminary-av.         |
| 21. A. F. Henderson.....   | 116 Lincoln-av.          |
| 22. F. A. Busse.....       | 504 N. Clark-st.         |
| 23. John A. Linn.....      | Clerk Superior court     |
| 24. James P. Whedon.....   | Virgin's hotel           |
| 25. James Pease.....       | 3212 Dover-st.           |
| 26. Robert M. Simon.....   | Recorder's office        |
| 27. W. M. McEwen.....      | 513 Ashland bldg.        |
| 28. Fred Lundin.....       | 2345 W. Kinzie-st.       |
| 29. Bernard Duffy.....     | 4347 Wentworth-av        |
| 30. Charles S. Deneen..... | State's Att'y's office   |
| 31. Charles W. Vail.....   | Tacoma building          |
| 32. A. R. Porter.....      | 155 53d-st.              |
| 33. John Hanberg.....      | 9028 Escanaba-av.        |
| 34. E. M. Ashcraft.....    | 601 First National Bank  |
| 35. J. P. Garner.....      | W. Lake-st. and Park-av. |

## COUNTRY DISTRICTS.

|                          |               |
|--------------------------|---------------|
| 1. John Schilling.....   | South Holland |
| 2. W. H. Weber.....      | Blue Island   |
| 3. F. M. Hoffman.....    | Evanston      |
| 4. Lott Brown.....       | 354 Canal-st. |
| 5. Milan Reynolds.....   | Palatine      |
| 6. George W. Paulin..... | Evanston      |

## EXECUTIVE COMMITTEE.

T. N. Jamieson, chairman; E. J. Magerstadt, secretary; William Lorimer, Christopher Mamer, Charles S. Deneen, Perry A. Hull, John A. Cooke, William J. Moxley, John A. Linn, Fred M. Blount, Martin B. Madden, John Hanberg, Joseph E. Bidwill, James Reddick, James Pease, William H. Weber.

## SUBCOMMITTEES.

Organization—William Lorimer, chairman; E. J. Magerstadt, John A. Linn, James Reddick, William H. Weber.

Naturalization—John A. Cooke, chairman; M. B. Madden, William H. Weber, Joseph E. Bidwill, John Hanberg.

Finance—Fred M. Blount, chairman; William J. Moxley, M. B. Madden, Charles S. Deneen, James Pease.

Halls, Speakers and Printing—Christopher Mamer, chairman; Jos. E. Bidwill, James Pease, John Hanberg, James Reddick. Press and Literature—Perry A. Hull, chairman; John A. Linn, William H. Weber, E. J. Magerstadt, John A. Cooke. Auditing—C. S. Deneen, chairman; Christopher Mamer, James Reddick, William J. Moxley, William H. Weber.

Prevention and Detection of Fraud—James Pease, chairman; E. J. Magerstadt, Christopher Mamer, William Lorimer, T. N. Jamieson.

## CONGRESSIONAL DISTRICTS.

## Ward.

|                            |                   |
|----------------------------|-------------------|
| 3. E. H. Morrils.....      | 2712 Dearborn-st. |
| 4. Robert M. Cochrane..... | 186 37th-st.      |
| 31. Paul Vicens.....       | 6755 Emerald-av.  |
| 32. Frank E. White.....    | 4719 Langley-av.  |
| 33. Charles Witkowski..... | 3600 Houston-av.  |
| 34. J. B. Work.....        | 6914 Chauncey-av. |
| S. C. Reed.....            | Blue Island       |
| Jacob Kirgis.....          | Chicago Heights   |

## II.

|                          |                          |
|--------------------------|--------------------------|
| 10. Henry Schanze.....   | Western-av. and 21st-pl. |
| 28. John J. McKenna..... | Sheriff's office         |
| 29. M. J. Murphy.....    | 4615 Marshfield-av.      |
| 30. T. O. Johnson.....   | 5008 Wentworth-av.       |
| 35. Robert Linn.....     | 5946 Iowa-st.            |
| George Schraade.....     | Oak Park                 |
| J. E. Hunt.....          | Oak Park                 |
| A. H. Jones.....         | Des Plaines              |
| S. B. Moody.....         | LaGrange                 |

## III.

|                        |                   |
|------------------------|-------------------|
| 1. G. H. Bills.....    | Clifton house     |
| 2. Morris Selz.....    | 1717 Michigan-av. |
| 4. Edward Meagher..... |                   |
| 5. John A. Kunz.....   | 2209 Archer-av.   |
| 6. Jacob Frank.....    | 3033 Archer-av.   |
| 7. James Kasda.....    | 99 W. 15th-st.    |

## IV.

|                         |                           |
|-------------------------|---------------------------|
| 8. W. H. Curran.....    | 658 Center-av.            |
| 9. George Elbe.....     | Coroner's office          |
| 12. John I. Straw.....  | Leavitt and Harrison-sts. |
| 19. Edward Smajkel..... | 77 Bunker-st.             |

## V.

|                                |                        |
|--------------------------------|------------------------|
| 11. Charles H. George.....     | Probate Clerk's office |
| 13. John W. Tyndall.....       | 652 Walnut-st.         |
| 16. Charles Ryberg.....        | 469 Milwaukee-av.      |
| 17. Vacant.....                |                        |
| 18. William P. Dusenberry..... | Coroner's office       |

## VI.

|                            |                    |
|----------------------------|--------------------|
| 20. Charles Kempf.....     | 11 Concord-pl.     |
| 21. Henry Spears.....      | 681 North Park-av. |
| 22. Edward Muelhoefer..... | 112 Clybourn-av.   |
| 23. F. J. Chalser.....     | 366 Division-st.   |
| 24. J. C. Weckler.....     | 180 Indiana-st.    |
| 25. G. B. Milne.....       | 548 Sheffield-av.  |
| 26. J. T. French.....      | 337 Racine-av.     |

## VII.

|                            |                         |
|----------------------------|-------------------------|
| 14. William C. Eggert..... | 784 N. Irving-av.       |
| 15. W. J. Raymer.....      | 47 Humboldt-bd.         |
| 25. George M. Eddy.....    |                         |
| 26. E. W. Zander.....      | 2773 N. Robey-st.       |
| 27. L. B. Dyer.....        | 332 N. Central Park-av. |
| John Childs.....           | Evanston                |
| C. A. Murray.....          | Waukegan                |

## SENATORIAL DISTRICTS.

| Ward. | I.  |
|-------|---|
| 1.    | M. Bruggemeyer. Wabash-av. and 12th-st.   |
| 2.    | C. L. Sherlock.....86 18th-st.            |
| 5.    | John Lyons.....2908 5th-av.               |
| II.   |   |
| 10.   | Charles Hyde.....1091 W. 12th-st.         |
|       | A. J. Pettitt.....799 Lawndale-av.        |
| 12.   | H. K. Galpin.....729 W. Monroe-st.        |
|       | W. W. Wheelock.....904 W. Adams-st.       |
|       | Charles Grauzow.....1559 W. 12th-st.      |
|       | W. G. Gregori.....396 California-av.      |
|       | T. I. Zaabel.....867 W. Taylor-st.        |
| III.  |   |
| 31.   | James Rea.....6419 May-st.                |
| 33.   | Sigfried Johnson.....8119 Edwards-av.     |
| 34.   | George J. Lawton.....7430 Ingleside-av.   |
|       | L. T. Goe.....Morgan Park                 |
| IV.   |   |
| 29.   | Thomas Boyer.....4300 Emerald-av.         |
|       | Andrew Bankert.....3942 State-st.         |
|       | Bernard Duffy.....4347 Wentworth-av.      |
| 30.   | James Kinlock.....4735 Dearborn-st.       |
|       | Alf Anderson.....5200 Atlantic-st.        |
|       | Thomas Lyons.....Union Stockyards Co.     |
|       | Carl Lundberg.....5949 Sangamon-st.       |
|       | Mike Walsh.....4738 Union-av.             |
| V.    |   |
| 2.    | A. H. Roberts.....2408 Dearborn-st.       |
| 3.    | Thomas Holmes.....2938 Groveland-av.      |
| 4.    | Charles Krutzkoff.....3635 Dearborn-st.   |
| 32.   | B. Bauman.....5331 Drexel-av.             |
| VI.   |   |
| 15.   | Vacant.                                   |
| 20.   | Vacant.                                   |
| 25.   | Vacant.                                   |
| 26.   | Vacant.                                   |
| VII.  |   |
|       | Fred C. Kyle.....Blue Island              |
|       | George H. Klehm.....Niles Center          |
|       | Charles E. Julian.....Palatine            |
|       | Joseph A. Connell.....LaGrange            |
|       | James T. Grier.....Evanston               |
|       | Jacob Kirgis.....Chicago Heights          |
|       | W. G. Eddy.....Harvey                     |
|       | Charles A. Freeman.....311 N. 62d-av.     |
| IX.   |   |
| 6.    | Frank Hoey.....2862 Keeley-st.            |
|       | John Davis.....1335 33d-st.               |
|       | John Kunstman.....3601 Hermitage-av.      |
| 9.    | John Kelleher.....902 Ashland-av.         |
| 10.   | William Hilgendorf.....920 W. 21st-st.    |
| 28.   | Richard Hilliard.....Criminal Court bldg  |
| XI.   |   |
| 14.   | George A. Mugler...710 N. California-av.  |
|       | Charles E. Schlytern.....447 N. Robey-st. |
| 15.   | Fred Elliott.....388 Homer-st.            |
| 27.   | C. R. Bechtel.....593 W. Melrose-st.      |
| 28.   | Thomas Devenish.....234 Chicago-av.       |
| XIII. |   |
| 7.    | S. Driebeu..Newberry-av. and Henry-st.    |
| 8.    | Frank Devick.....33 Nutt-st.              |
| 9.    | J. Finkelstein.....50 Newberry-av.        |
| XV.   |   |
| 9.    | W. H. Ward.....355½ Loomis-st             |
| 11.   | W. D. Kent.....450 W. Congress-st.        |
| 19.   | James Ahern.....355 W. Congress-st.       |
| XVII. |   |
| 11.   | Lewis D. Sitts.....440 Grand-av.          |
| 17.   | Albert Oberndorf.....343 Fulton-st.       |
| 18.   | George Berz.....299 W. Jackson-bd.        |
| XIX.  |   |
| 13.   | D. B. Moore.....171 Emerson-av.           |
|       | J. E. Drom.....147 Walnut-st.             |
| 16.   | John Scherman.....656 Noble st.           |

| Ward.  | XXI.                                    |
|--------|---|
| 21.    | John C. Ender.....173 Eugenie-st.       |
| 22.    | Louis Warneke.....311 Larrabee-st.      |
| 25.    | D. W. Campbell.....130 Kenesaw terrace  |
| XXIII. |   |
| 16.    | John F. Smulski.....565 Noble-st.       |
| 23.    | Samuel E. Erickson.....57 Locust-st.    |
|        | John R. Peterson.....71 Hobble-st.      |
| 24.    | George P. Sheibner.....371 Chestnut-st. |
|        | Steve A. Bertram.....215 Chicago-av.    |
|        | Barney Cole.....284 Indiana-st.         |

## DEMOCRATIC COUNTY COMMITTEE.

Chairman—Thomas Carey.  
 Secretary—Robert E. Burke.  
 Treasurer—Fred E. Eldred.  
 Sergeant-at-Arms—W. G. Korth.

| Ward. |   |
|-------|---|
| 1.    | John J. Coughlin.....123 LaSalle-st.      |
|       | Michael Keena.....279 Clark-st.           |
|       | John C. Schubert.....Health department    |
|       | J. McCarthy.....Metropole                 |
| 2.    | N. J. Fitzgerald.....2924 South Park-av.  |
|       | Frank Solon.....105 29th-st.              |
| 3.    | Patrick White.....3436 Indiana-av.        |
| 4.    | W. E. Kent.....2504 Princeton-av.         |
|       | Peter Roth.....411 E. 26th-st.            |
| 5.    | John J. Sheehan.....838 35th-st.          |
|       | Thomas Tracy.....1426 35th-st.            |
|       | F. J. Quigley.....3541 Rockwell-st.       |
| 6.    | Thomas Gahan.....4619 Grand-bd.           |
|       | P. H. Keenan.....85 Dearborn-st.          |
| 7.    | John T. Keating.....162 Clark-st.         |
|       | John P. McGoorty.....6204 Kimbark-av.     |
| 8.    | Peter Pernod.....9363 Commercial-av.      |
|       | James Mattaeus.....9828 Ontario-av.       |
| 9.    | W. J. Roach.....721 Union-st.             |
|       | Albert Weil.....172 Newberry-av.          |
|       | William Loeffler.....369 Johnson-st.      |
| 10.   | J. J. Sullivan.....348 W. 15th-st.        |
|       | T. F. Scully.....77 Clark-st.             |
| 11.   | H. G. McMahon.....620 W. Taylor-st.       |
|       | J. Belinski.....741 W. 18th-st.           |
| 12.   | J. J. Sloan.....Marshall and W. 26th-sts. |
|       | F. Blewersdorf.....944 W. 21st-st.        |
| 13.   | J. E. Owens.....760 Warren-av.            |
|       | P. J. King.....1652 W. Monroe-st.         |
| 14.   | Thomas F. Little.....942 W. Lake-st.      |
|       | Roger C. Sullivan.....842 Walnut-st.      |
| 15.   | J. Strauss.....86 Potomac-av.             |
|       | Robert Fisher.....582 Haddon-av.          |
| 16.   | Stanley Kunz.....685 Noble-st.            |
|       | A. J. Kowalski.....617 Noble-st.          |
| 17.   | James P. Clinton.....200 N. Peoria-st.    |
|       | E. G. McGrath.....246 N. Carpenter-st.    |
| 18.   | J. J. Brennan.....114 W. Madison-st.      |
|       | M. C. Conlon.....207 W. Madison-st.       |
| 19.   | John Powers.....170 Madison-st.           |
|       | T. E. Ryan.....63 Macallister-pl.         |
|       | W. H. Dunn.....345 Throop-st.             |
| 20.   | J. J. Hayes.....618 Jackson-bd.           |
|       | G. L. McConnell.....477 W. Congress-st.   |
|       | James McAndrews.....858 Washington-bd.    |
| 21.   | James H. Farrell.....63 Beethoven-pl.     |
|       | James A. Quinn.....169 N. Clark-st.       |
|       | Heaton Owsley.....408 Erie-st.            |
| 22.   | J. H. Sullivan.....37 Sigel-st.           |
|       | J. J. Lyons.....31 E. Huron-st.           |
|       | J. F. O'Malley.....84 Superior-st.        |
| 23.   | John C. Plamp.....158 Bissell-st.         |
|       | James J. Gray.....310 Mohawk-st.          |
|       | F. X. Brandecker.....648 Sedgwick-st.     |
| 24.   | Thomas Hanton.....83 Racine-av.           |
|       | Frank F. Pans.....863 Lincoln-av.         |
| 25.   | William Quinlan.....1224 Catalpa-av.      |
|       | J. A. Mahoney.....1294 Sheffield-av.      |
| 26.   | P. F. Haynes.....84 LaSalle-st.           |
|       | Thomas J. Dawson.....904 Addison-st.      |
| 27.   | Fred E. Eldred.....Times building         |
|       | George S. Foster.....59 Dearborn-st.      |
| 28.   | John Gildea.....178 Wilmot-av.            |
|       | W. G. Korth.....956 N. California-av.     |

## Ward.

29. Thomas Carey.....4201 Western-av.  
M. P. Byrne.....5312 Aberdeen-st.  
30. J. Strahan.....1700 State-st.  
Charles J. Boyd.....709 W. 47th-st.  
31. Edward Carroll.....6022 Carpenter-st.  
J. Fitzgerald.....39th and State-sts.  
32. P. J. Murray.....6559 Lowe-av.  
33. William E. Quinn.....121 Watt-av.  
John White.....2604 111th-st.  
34. James Daley.....2065 Wilcox-av.  
Frank S. Ryan.....882 Millard-av.  
35. E. R. Jamppolis.....108 Central-av.  
E. J. Collins.....560 Waller-av.  
W. H. O'Brien.....200 E. Randolph-st.

## COUNTRY TOWNS.

- James A. Pugh.....208, 56 5th-av.  
James Carroll.....112 Randolph-st.  
John Farley, Chamber of Commerce bldg.  
R. C. Hall.....R. 132, 140 Dearborn-st.  
J. O'Rourke.....Harvey, Ill.  
J. M. McCarthy.....Lemont, Ill.

## Dist.

## CONGRESSIONAL DISTRICTS.

1. John P. Hopkins.....118 Monroe-st.  
Harry Hildreth.....100th-st. and Avenue N  
T. J. McNally.....22 Lomax-pl.  
2. Charles F. Healy.....7347 Vincennes-rd.  
Fred Tegtmeyer.....6438 Champlain-av.  
3. William Lumpum.....5307 Ashland-av.  
4. Edward Kelly.....2258 36th-pl.  
Thomas Tobin.....4123 Wentworth-av.  
Charles Martin.....3358 Union-av.  
5. William F. Brennan.....939 St. Louis-av.  
J. P. Mahoney.....297 W. 14th-pl.  
6. Frank J. Kilcrane.....557 W. Monroe-st.  
Stephen Griffin.....1310 W. Adams-st.  
7. H. W. Arp.....1241 Milwaukee-av.  
Alfred Munzer.....650 Lake-st.  
8. James O'Brien.....452 W. Harrison-st.  
9. Robert E. Burke.....558 LaSalle-av.  
Charles C. Stillwell.....294 Erie-st.  
10. M. Fitzgerald, N. Clark-st. and Ridge-rd.  
H. F. Donovan.....302 Webster-av.

## SENATORIAL DISTRICTS.

1. John R. Caverly.....324 city hall  
2. Thomas Fitzgerald.....227 E. Van Buren-st.  
3. M. Flannagan.....31st-st. and Union-av.  
John Lyons.....Harrison and State-sts.  
4. M. J. Doherty.....946 Garfield-bd.  
5. Martin Flaherty.....6223 Cottage Grove-av.  
7. Fred Reiber.....  
9. P. Moffatt.....1420 W. 35th-st.  
11. John Sheehy.....6714 Peoria-st.  
13. Charles H. Callahan.....6448 Greenwood-av.  
15. Ed Prindville.....1068 Fulton-st  
17. J. P. Harding.....Blue Island-av. and Taylor-st.  
19. M. W. Rogers.....1377 W. 12th-st.  
21. James Flannagan.....349 W. Ohio-st.  
23. J. P. Tansey.....618 N. Artesian-av.  
25. Thomas Edgar.....1439 W. Irving Park-bd.  
27. M. J. O'Donoghue.....376 Jackson-bd.  
29. James J. Dohoney.....309 Illinois-st.  
31. Edward Lahiff.....Mayor's office  
John M. Elenz.....35 Orchard-st.

## GAHAN COMMITTEE.

At the annual election of the democratic county central committee Dec. 2, 1901, a number of members led by Thomas Gahan, claiming to have been illegally barred out, held a meeting at the Sherman house and chose the following officers:

Chairman—Thomas Gahan.  
Vice-Chairmen—John Powers, William Loefler, Harry Hildreth, John F. Farley, John E. Fitzgerald.  
Secretary—Thomas J. Dawson.  
Treasurer—Thomas F. Scully.  
Sergeant-at-Arms—Joseph Strauss.

## COOK COUNTY PROHIBITION CENTRAL COMMITTEE.

Chairman—R. J. Mossop, Chicago.  
Secretary—E. L. Kletzing.  
Headquarters—92 LaSalle-st.

## Ward.

1. A. B. Dale.....153 LaSalle-st.  
2. W. F. Kellett.....2332 State-st.  
J. V. Ryerson.....75 24th-st.  
3. Amasa Orelup.....3148 Groveland-av.  
Henry Stillwell.....2646 State-st.  
4. S. F. Welbasky.....3131 5th-av.  
5. J. A. Nourse.....58 Woodland-pk.  
6. Vacant.  
7. William Harkness.....85 String-st.  
Edward Davis.....148 Newberry-av.  
8. Nillis Johnson.....311 W. 14th-st.  
William Keller.....312 Maxwell-st.  
9. S. S. Clendenning.....731 W. 13th-st.  
C. C. Vos.....8 Wood-st.  
10. E. C. Parkhurst, 1057 S. Central Park-av.  
F. C. Hill.....607 Hastings-st.  
11. A. W. Fairbanks.....610 W. Madison-st.  
H. L. Parmelee.....20 Ogden-pl.  
12. R. W. Stevens.....834 Warren-av.  
B. Loveless.....880 Jackson-bd.  
13. J. A. Ruth.....667 Washington-bd.  
14. W. E. Day.....146 Fowler-st.  
Ben Blessum.....767 N. Maplewood-av.  
15. F. H. Booth.....281 W. North-av.  
J. F. Cunneen.....973 N. Robey-st.  
16. W. A. Williamson.....531 W. Superior-st.  
Carl A. E. Drolsum.....380 W. Erie-st.  
17. John H. Siljander.....21 Austin-av.  
Gus Sundquist.....199 Grand-av.  
18. Albert Cook.....318 Washington-bd.  
19. DeWitt Sigsbee.....153 LaSalle-st.  
G. W. Gray.....221 S. Sangamon-st.  
20. M. H. Simmons.....384 Bissell-st.  
Rev. M. W. Haynes.....324 Burling-st.  
21. R. J. Reed.....271 Lincoln-av.  
Louis Drieske.....85 Seminary-av.  
22. Mrs. Sarah Dawe.....64 Beethoven-pl.  
Rev. Wm. Henschen.....319 E. Division-st.  
23. C. E. Scholene.....  
Mrs. O. Myhrman.....385 N. Franklin-st.  
24. R. J. Mossop.....213 E. Chicago-av.  
C. C. Brunk.....324 Wells-st.  
25. R. Berryman.....18 Florence-av.  
E. L. Walker.....678 Sheffield-av.  
26. H. H. Gill.....2762 N. Hermitage-av.  
G. W. York.....2661 N. Robey-st.  
27. E. L. Kletzing.....711 Hobart-av.  
28. E. C. Jacker.....95 N. 51st-st.  
29. D. J. Stewart.....4424 Union-av.  
30. D. A. Mitchell.....5903 Normal-av.  
William McWhorter.....52 State-st.  
31. C. C. James.....7404 Howard-av.  
L. T. Regan.....609 W. 66th-st.  
32. John H. Hill.....4156 Berkeley-av.  
H. J. Brubaker.....6 Washington-st.  
33. Charles Peters.....  
J. A. Matlock.....9137 Calumet-av.  
34. F. A. Luther.....7155 Cottage Grove-av.  
Dr. S. A. Wilson.....6016 Kimbark-av.  
35. A. E. Compton.....Austin

## TOWNS.

Barrington—Henry Taylor.....Barrington  
Bloom—Fred Goble.....Greenwood  
S. E. Lewis.....Chicago Heights  
Calumet—J. G. Sauers.....Morgan Park  
G. W. Winslow.....Morgan Park  
Cicero—G. W. Hoover.....Oak Park  
Evanston—J. L. Whitlock.....Evanston  
William Duffell.....Evanston  
Elk Grove—Vacant.  
Hanover—Julius Meyer.....Bartlett  
William Schult.....Bartlett  
Leyden—F. W. Ellsworth.....Mont Clare  
A. A. Ellsworth.....Mont Clare

Lemont—Vacant.  
 Maine—George Wolfram.....Des Plaines  
     P. C. Pledger.....Des Plaines  
 Lyons—John Whitson.....LaGrange  
 New Trier—U. B. Kletzing.....Glencoe  
 Niles—D. Winters.....Niles  
 Northfield—Dr. P. A. Kennicut..Glen View  
     F. C. Stierle.....North Northfi 11  
 Norwood Park—R. B. Grant..Norwood Park  
 Palatine—Vacant.  
 Orland—Vacant.

Palos—L. F. Lavady.....Palos  
 Proviso—J. G. Battershill.....River Forest  
 Riverside—T. M. Conpropt.....Riverside  
     E. O. Anderson.....Riverside  
 Rich—Vacant.  
 Thornton—P. M. Guild.....North Harvey  
     J. R. Stillman.....Harvey  
 Wheeling—E. B. Wheeler..Arlington Heights  
     A. H. Miller.....Arlington Heights  
 Worth—Wales Tobey.....Worth

### CHICAGO AND COOK COUNTY POLITICAL ORGANIZATIONS.

Cook County Democratic Marching Club, 122 LaSalle street—President, John Powers; secretary, Robert E. Burke.  
 Cook County Republican Marching Club, 91 Clark street—President, E. N. Craig; secretary, F. A. Rykoski; marshal, Capt. W. F. Knoch.  
 Hamilton Club (Rep.), 114 Madison street—President, Edwin A. Munger; secretary, G. E. Jenkins.  
 Irons Club (Dem.), 103 Adams street—President, Judge Murray F. Tuley; corresponding secretary, Todd Lunsford.  
 Jacksonian Democracy of Cook County—President, Charles A. Werner; secretary, J. E. Lynch. (Organized 1901.)  
 Jeffersonian League (Dem.)—President, Robert E. Lee; secretary, David Dullard. (Organized 1901.)  
 Legislative Voters' League (Nonpartisan)—

Rollin A. Keyes, chairman. (Organized 1901.)  
 Marquette Club (Rep.), Dearborn avenue and Maple street—President, W. L. Bush; secretary, Charles M. Foell.  
 Municipal Voters' League (Nonpartisan)—President, Charles R. Crane; secretary, Walter L. Fisher.  
 Referendum League (Nonpartisan)—President, Daniel L. Cruice; secretary, Joseph F. Ryan.  
 Single Tax Club (Nonpartisan), Schiller Building—President, Thomas Rhodus; secretary, A. A. Worsley.  
 Tilden Democracy—President, John J. Peely; secretary, Harris G. Williams. (Organized 1901.)  
 Tuscarora (Dem.)—President, Richard S. Folsom; secretary, Todd Lunsford. (Organized 1901.)

### ILLINOIS NATIONAL GUARD.

(Commissioned officers, 455; enlisted men, 6,690.)

Commander-in-Chief—Richard Yates.  
 Adjutant-General—Brig.-Gen. Jasper N. Reece  
 First Brigade (Headquarters Chicago)—Brig.-Gen. Chas. FitzSimons, commanding.  
 Second Brigade (Headquarters Mattoon)—Brig.-Gen. Horace S. Clark, commanding.  
 Third Brigade (Headquarters Moline)—Brig.-Gen. William Clendinin, commanding.  
 First Infantry (Headquarters Chicago)—Col. J. B. Sanborn, commanding.  
 Second Infantry (Headquarters Chicago)—Col. James E. Stuart, commanding.  
 Third Infantry (Headquarters Rockford)—Col. Arthur E. Fisher, commanding.  
 Fourth Infantry (Headquarters Springfield)—Col. J. Mack Tanner, commanding.  
 Fifth Infantry (Headquarters Springfield)—Col. James S. Culver, commanding.  
 Sixth Infantry (Headquarters Chicago)—Col. D. Jack Foster, commanding.

Seventh Infantry (Headquarters Chicago)—Col. Daniel Moriarty, commanding.  
 Eighth Battalion Infantry (Colored, Headquarters Chicago)—Maj. John R. Marshall, commanding.  
 First Cavalry (Eight Troops, Chicago)—Col. Edward C. Young, commanding.  
 Artillery Battalion (Headquarters Danville)—Maj. Oscar P. Yeager, commanding.  
 Signal Corps (Chicago)—Capt. John W. McConnell, commanding.  
 Medical Department (Attached to the Various Commands)—Col. Nicholas Senn, surgeon-general commanding.  
 Inspector-General—Col. George M. Moulton, Chicago.  
 General Inspector of Rifle Practice—Col. H. S. Dietrich, Chicago.  
 Judge-Advocate General—Col. E. R. Bliss, Chicago.

### ELECTIONS IN 1902.

Chicago (Spring)—Thirty-five aldermen, town officials.  
 Cook County (Fall)—Three additional Circuit and seven (three additional) Superior court judges; Probate judge; County judge; Probate, Criminal and County court clerks, sheriff, county treasurer, president and fifteen members of the board of county commissioners, one member of

the board of review and two members of the board of county assessors.  
 Illinois (Fall)—Treasurer, superintendent of public instruction, clerk of the Supreme court, trustees of the state university, congressmen, state senators in odd-numbered districts, representatives in all districts and clerks of the Appellate courts.

### SCHOOL TEACHERS' ASSOCIATION.

Chicago Teachers' Club—President, Mrs. Diana Clock; corresponding secretary, Cora Tenney; recording secretary, M. E. McElligott; treasurer, Alfreda Hall.

Chicago Teachers' Federation—President, Ella A. Rowe; recording secretary, Lillian Nichols; corresponding secretary, Catherine Goggin; treasurer, Anna T. Rochford.

## State of Illinois.

## CIVIL LIST.

(Corrected to Dec. 14, 1901.)

| Executive Department.  |  | Salaries |
|--|--|----------|
| Gov.—Richard Yates, R.   |  | \$6,000  |
| Leut.-Gov.—W. A. Northcott, R., Bond county  |  | 1,000    |
| Sec. of State—James A. Rose, R., Pope county   |  | 3,500    |
| Auditor—James S. McCullough, R., Champaign county  |  | 3,500    |
| Treas.—Moses O. Williamson, R., Knox county  |  | 3,500    |
| Supt. of Pub. Inst'n—Alfred Bayliss, R., LaSalle county  |  | 3,500    |
| Atty.-Gen.—Howland J. Hamlin, R., Shelby county  |  | 3,500    |
| Trustees of the University—Alexander McLean, R., McDonough county; Samuel A. Bullard, R., Sangamon county; Carrie T. Alexander, R., St. Clair county |  | .....    |
| Ins. Supt.—Henry Yates, Springfield  |  | 3,500    |
| Adjutant-Gen.—Jasper N. Reece, Springfield   |  | 3,000    |

## The Supreme Court.

The Supreme court consists of seven judges, elected for a term of nine years, one from each of the seven districts into which the state is divided. The election is held in June of the year in which any term expires.

The state was formerly divided into three grand divisions, which have been consolidated by act of legislature. The three clerks elected from the old divisions hold over until the end of their terms in 1902, after which only one will be elected.

## Justices.

| Dist. | (Salary \$7,000.)              | Term Expires |
|-------|--------------------------------|--------------|
| 1.    | Carroll C. Boggs.....Fairfield | June, 1906   |
| 2.    | James B. Ricks.....Taylorville | June, 1906   |
| 3.    | Jacob W. Wilkin.....Danville   | June, 1906   |
| 4.    | Joseph N. Carter.....Quincy    | June, 1906   |
| 5.    | John P. Hand.....Cambridge     | June, 1906   |
| 6.    | James H. Cartwright.....Oregon | June, 1906   |
| 7.    | Benj. D. Magruder.....Chicago  | June, 1906   |

Reporter—Isaac N. Phillips.  
Clerks—Northern grand division, Christopher Mamer.  
Southern grand division, Oliver J. Page.  
Central grand division, A. D. Cadwallader.  
Terms of court are held in Springfield, commencing on the first Tuesday in February, April, June, October and December.

## University of Illinois.

*Ex-Officio Members*—The Governor, the President of the State Board of Agriculture, the State Superintendent of Public Instruction.

|                                       |       |      |
|---------------------------------------|-------|------|
| Thomas J. Smith, Pres't., Champaign   | ..... | 1903 |
| F. M. McKay.....Chicago               | ..... | 1903 |
| Mary Turner Carriell.....Jacksonville | ..... | 1903 |
| F. L. Hatch.....Spring Grove          | ..... | 1905 |
| A. F. Nightingale.....Chicago         | ..... | 1905 |
| Alex. McLean.....Macomb               | ..... | 1907 |
| Samuel A. Bullard.....Springfield     | ..... | 1907 |
| Alice A. Abbott.....Chicago           | ..... | 1907 |

(Ex-officio members as above.)

*President*—Dr. A. S. Draper, Urbana.  
*Business Manager*—Prof. S. W. Shattuck, Champaign.

## Board of Trustees Northern Normal University.

Located at DeKalb.

|                                   |                  |           |
|-----------------------------------|------------------|-----------|
| A. A. Goodrich, Pres.             | .....Chicago     | .....1904 |
| J. J. McLallen, Sec.              | .....Aurora      | .....1902 |
| Isaac L. Ellwood                  | .....DeKalb      | .....1904 |
| William A. Meese                  | .....Rock Island | .....1902 |
| R. S. Ferrand                     | .....Dixon       | .....1904 |
| Alfred Bayliss, <i>ex officio</i> | .....Springfield | .....     |

## Board of Trustees Eastern Normal University.

Located at Charleston. Term Expires

|                                   |                    |           |
|-----------------------------------|--------------------|-----------|
| W. L. Kester, Pres.               | .....Kansas        | .....1903 |
| John H. Marshall, Sec.            | .....Charleston    | .....1905 |
| John Culp                         | .....Peoria        | .....1903 |
| C. H. Austin                      | .....Elizabethtown | .....1903 |
| H. G. VanSandt                    | .....Montrose      | .....1903 |
| Alfred Bayliss, <i>ex officio</i> | .....Springfield   | .....     |

## Board of Trustees Southern Normal University.

Located at Carbondale.

|  |                      |           |
|--|----------------------|-----------|
| S. P. Wheeler, Pres.                           | .....Springfield     | .....1901 |
| E. J. Ingersoll                                | .....Carbondale      | .....1903 |
| H. H. Beckemeyer                               | .....Buxton          | .....1903 |
| F. C. Vandervoort                              | .....Bloomington     | .....1905 |
| W. S. Phillips                                 | .....Gallatin County | .....1905 |
| Alfred Bayliss, <i>ex officio</i>              | .....Springfield     | .....     |
| <i>President</i> —D. B. Parkinson, Carbondale. |                      |           |

## Board of Education.

*President*—William H. Green, Cairo, 1901.*Secretary and Ex-Officio Member*—Alfred Bayliss, Springfield, 1903.

| <i>Treasurer</i> —F. D. Marquis, Bloomington. |                  |           |
|---|------------------|-----------|
| Enoch A. Gastman                              | .....Decatur     | .....1901 |
| Chas. L. Capen                                | .....Bloomington | .....1901 |
| William R. Sandham                            | .....Wyoming     | .....1902 |
| E. R. E. Kimbrough                            | .....Danville    | .....1901 |
| Mrs. Ella F. Young                            | .....Chicago     | .....1907 |
| Wm. H. Hainline                               | .....Macomb      | .....1907 |
| Foster F. Cook                                | .....Galesburg   | .....1902 |
| M. W. Shanahan                                | .....Chicago     | .....1902 |
| Jacob L. Bailly                               | .....Macomb      | .....1902 |
| George B. Harrington                          | .....Princeton   | .....1901 |
| P. R. Walker                                  | .....Rockford    | .....1907 |

## Trustees of the Historical Library.

|                                     |                  |
|-------------------------------------|------------------|
| Hiram V. Beckwith                   | .....Danville    |
| Edmund J. James                     | .....Chicago     |
| George W. Black                     | .....Springfield |
| <i>Librarian</i> —Mrs. J. P. Weber. |                  |

## Asylum for the Blind.

Located at Jacksonville.

|   |                   |           |
|---|-------------------|-----------|
| W. L. Fay                               | .....Jacksonville | .....1903 |
| John A. Brown                           | .....Decatur      | .....1907 |
| C. H. Babb                              | .....Homer        | .....1905 |
| <i>Superintendent</i> —Frank H. Hall.   |                   |           |
| <i>Treasurer</i> —William M. Morrissey. |                   |           |

## Industrial Home for the Blind.

Located at Chicago.

|                           |              |           |
|---------------------------|--------------|-----------|
| John D. James, Pres.      | .....Chicago | .....1903 |
| William Ludwig            | .....Chicago | .....1903 |
| William Barclay           | .....Chicago | .....1903 |
| Isadore Blumenthal, Secy. | .....Chicago | .....1903 |
| Belle Hyman               | .....Chicago | .....1903 |

## Institution for the Deaf and Dumb.

Located at Jacksonville.

|  |              |           |
|--|--------------|-----------|
| Theodore M. King                         | .....Paxton  | .....1907 |
| W. W. Watson                             | .....Barry   | .....1905 |
| F. H. Wemple                             | .....Waverly | .....1903 |
| <i>Superintendent</i> —Dr. J. C. Gordon. |              |           |

## Eye and Ear Infirmary.

Located at Chicago.

|                                       |                  |           |
|---------------------------------------|------------------|-----------|
| Dr. W. T. Montgomery, Pr.             | .....Chicago     | .....1905 |
| Francis B. Phillips                   | .....Bloomington | .....1903 |
| Dr. A. E. Prince                      | .....Springfield | .....1907 |
| <i>Superintendent</i> —C. T. Garrard. |                  |           |
| <i>Treasurer</i> —Arthur B. Fleeger.  |                  |           |

## Institution for Feeble-Minded Children.

Located at Lincoln.

|   |                   |           |
|---|-------------------|-----------|
| John F. Regan, Pres.                        | .....Mt. Sterling | .....1907 |
| Ed Stubblefield                             | .....McLean       | .....1903 |
| Jacob F. Swank                              | .....Forreston    | .....1905 |
| <i>Superintendent</i> —S. H. McClean, M. D. |                   |           |
| <i>Treasurer</i> —John T. Foster.           |                   |           |

**Central Hospital for the Insane.**

Located at Jacksonville. Term Expires

Harry Miner, Pres. .... Winchester. .... 1905  
 F. W. Menke. .... Quincy. .... 1907  
*Superintendent*—Joseph Robbins, M. D.  
*Treasurer*—Annie C. Dickson.

**Eastern Hospital for the Insane.**

Located at Kankakee.

Wm. E. Murphy. .... Tuscola. .... 1905  
 Len Small. .... Kankakee. .... 1903  
 Almet Powell. .... Gilman. .... 1905  
*Superintendent*—Dr. J. C. Corbus.  
*Treasurer*—C. R. Miller.

**Northern Hospital for the Insane.**

Located at Elgin.

Jas. B. Lane, Pres. .... Elgin. .... 1903  
 C. W. Marsh. .... DeKalb. .... 1903  
 W. S. Bullock. .... Waukegan. .... 1901  
*Superintendent*—Dr. F. S. Whitman.  
*Treasurer*—Delmont E. Wood.

**Southern Hospital for the Insane.**

Located at Anna.

H. H. Kohn. .... Anna. .... 1905  
 L. E. Sunderland. .... Fairfield. .... 1907  
 W. H. Wood. .... Cairo. .... 1903  
*Superintendent*—R. F. Bennett, M. D.  
*Treasurer*—John B. Jackson, Jacksonville.

**Western Hospital for the Insane.**

Located at Watertown.

D. E. Munger. .... Princeton. .... 1903  
 Frank W. Gould. .... Moline. .... 1901  
 Allen W. Clement. .... Chicago. .... 1905  
*Superintendent*—W. E. Taylor.  
*Treasurer*—Cornelius F. Lynde, Watertown.

**Asylum for Incurable Insane.**

Located at Peoria.

S. O. Spring, Pres. .... Peoria.  
 K. M. Whitman. .... Aledo.  
 E. H. Thomas. .... Argenta.  
*Treasurer*—W. T. Sloan.  
*Superintendent*—Vacant.

**Soldiers and Sailors' Home.**

Located at Quincy.

Gen. John C. Black. .... Chicago. .... 1907  
 Samuel A. Bradley. .... Quincy. .... 1905  
 Maj. C. W. Hawes. .... Rock Island. .... 1903  
*Superintendent*—Capt. William Somerville.  
*Treasurer*—Egbert H. Osborn.

**Soldiers' Orphans' Home.**

Located at Normal.

Benson Wood. .... Effingham. .... 1905  
 W. G. Cochran. .... Sullivan. .... 1907  
 N. B. Thistlewood. .... Cairo. .... 1903  
*Superintendent*—R. N. McCauley.  
*Treasurer*—J. O. Wilson.

**Soldiers' Widows' Home.**

Located at Wilmington.

Jas. R. Campbell. .... McLeansboro. .... 1905  
 Walter C. Newberry. .... Chicago. .... 1901  
 Mrs. Martha K. Baxter. .... Pawnee. .... 1905  
 Mrs. Christian Erickson. .... Chicago. .... 1901  
 Mrs. Margaret I. Sandes. .... Chicago. .... 1905  
*Matron*—Mrs. Flo Jamison Miller.  
*Treasurer*—A. J. McIntyre.

**State Reformatory.**

Located at Pontiac.

*Managers*  
 Rev. Samuel Fallows. .... Chicago. .... 1901  
 Chas. A. Purdunn. .... Marshall. .... 1903  
 John J. Lane. .... Chicago. .... 1905  
 G. DeF. Kinney. .... Peoria. .... 1907  
 Albert E. Isley. .... Newton. .... 1911  
*Superintendent*—M. M. Mallery.

**Home for Juvenile Female Offenders.**

Located at Geneva.

Alla R. Dow. .... Geneva. .... 1904  
 Henry Whittemore. .... Sycamore. .... 1904  
 Jas. P. Fletcher. .... Ridge Farm. .... 1902  
 Victoria M. Richardson. .... Princeton. .... 1901  
*Superintendent*—Ophelia L. Amigh.

**State Board of Agriculture for 1901-1902.***President*—Martin Conrad, Chicago.*Ex-President*—W. H. Fulkerson, Jerseyville.*Vice-Presidents*—

1. Ira McCord. .... Blue Island.
2. Wm. E. Skinner. .... Chicago.
3. J. Irving Pearce. .... Chicago.
4. F. C. Rossiter. .... Chicago.
5. James Frake. .... Chicago.
6. Jacob F. Rehm. .... Chicago.
7. H. J. Cater. .... Libertyville.
8. C. F. Dike. .... Nunda.
9. A. J. Lovejoy. .... Roscoe.
10. E. B. David. .... Aledo.
11. George H. Madden. .... Mendota.
12. J. A. Cunningham. .... Hoopston.
13. C. A. Tatum. .... Monticello.
14. D. W. Vittum. .... Canton.
15. A. D. Barber. .... Hamilton.
16. C. M. Simmons. .... Griggsville.
17. J. F. Prather. .... Williamsville.
18. W. A. Young. .... Butler.
19. J. K. Dickirson. .... Lawrenceville.
20. John M. Crebs. .... Carml.
21. T. S. Marshall. .... Salem.
22. J. C. Chapman. .... Vienna.

**Illinois Farmers' Institute.**

Created by Act of June 24, 1895. Term, 2 years.

*President*—Walter R. Klmzey, Tamaroa.*Vice-President*—S. Noble King, Bloomington.*Treasurer*—A. P. Grout, Winchester.*Sec. and Supt. of Institutes*—A. B. Hostetter, Springfield.**BOARD OF DIRECTORS.***Ex officio.*

State Superintendent of Public Instruction,  
 Alfred Bayliss, Springfield; President State  
 Dairymen's Association, Joseph Newman,  
 Elgin; Dean of College of Agriculture,  
 Eugene Davenport, Urbana; President State  
 Board of Agriculture, Martin Conrad, Chi-  
 cago; President State Horticultural Society,  
 H. M. Dunlap, Savoy.

*Dist. Elective by Congressional Districts.*

1. Vacant.
2. W. R. Goodwin. .... Chicago.
3. Sara Steenberk. .... Chicago.
4. John M. Clark. .... Chicago.
5. James Frake. .... Chicago.
6. Wm. Stewart. .... Chicago.
7. H. D. Hughes. .... Antioch.
8. G. A. Hunt. .... Greenwood.
9. Amos F. Moore. .... Polo.
10. J. H. Coolidge. .... Galesburg.
11. A. W. Bryant. .... Princeton.
12. F. I. Mann. .... Gilman.
13. S. Noble King. .... Bloomington.
14. Ralph Allen. .... Delavan.
15. G. W. Dean. .... Adams.
16. A. P. Grout. .... Winchester.
17. Charles F. Mills. .... Springfield.
18. E. W. Burroughs. .... Edwardsville.
19. D. W. Shank. .... Paris.
20. L. N. Beal. .... Mount Vernon.
21. W. R. Klmzey. .... Tamaroa.
22. H. G. Easterly. .... Carbondale.

**Illinois State Horticultural Society.**

Created by Act of March 24, 1874.

*President*—Henry M. Dunlap, Savoy.*Vice-President*—Wm. A. Young, Butler.*Secretary*—L. R. Bryant, Princeton.*Treasurer*—J. W. Stanton, Richview.**EXECUTIVE BOARD.**

Henry M. Dunlap. .... Savoy. .... State.  
 L. R. Bryant. .... Princeton. .... State.  
 J. L. Hartwell. .... Dixon. .... Northern.  
 H. T. Thompson. .... Marengo. .... Northern.  
 H. Augustine. .... Normal. .... Central.  
 G. J. Foster. .... Normal. .... Central.  
 H. A. Aldrich. .... Neoga. .... Southern.  
 J. W. Stanton. .... Richview. .... Southern.

**Illinois State Poultry, Pigeon and Pet Stock Association.**

*President*—M. W. Summers, Curran.  
*Vice-President*—S. S. Noble, Bloomington.  
*Sec. and Treas.*—E. E. Ellsworth, Danville.

**EXECUTIVE COMMITTEE.**

S. T. Jones.....Williamsville.  
 F. A. Gelder.....Palmyra.  
 Mrs. G. M. Handy.....Hoopeston.  
 J. A. Leland.....Springfield

**Board of Arbitration.**

(Salary \$1,500 per annum.) Term Expires  
 Frederick W. Job.....Chicago.....1903  
 C. A. Geiger.....Ashley.....1903  
 Walter A. Mathis.....Clinton.....1903  
*Secretary*—J. McCan Davis, Springfield.

**State Supervising Architect.**

R. B. Watson.....Chicago.....1903

**Board of Examiners of Architects.**

N. Clifford Ricker.....Champaign.....1905  
 H. B. Wheelock.....Chicago.....1903  
 Fridolin Oswald.....Alhambra.....1905  
 Peter B. Wright.....Chicago.....1905  
 William H. Reeves.....Peoria.....1903

**Commissioners of Public Charities.**

(No compensation.)

William Jayne, M. D.....Springfield.  
 John Gibbons.....Chicago.  
 Ensley Moore.....Jacksonville.  
 A. S. Wright.....Woodstock.  
 J. A. Glenn, M. D.....Ashland.  
 J. Mack Tanner.....Springfield.

**Canal Commissioners.**

Office at Lockport.

(Salary \$5 a day.)

William R. Newton.....Yorkville.....1903  
 C. E. Snively.....Canton.....1901  
 Charles E. Miller.....Ottawa.....1903

**Commission of Claims.**

(No compensation.)

Douglas W. Helm.....Metropolis.....1905  
 L. M. Dearborn.....Chicago.....1905  
 H. D. L. Griggsby.....Pittsfield.....1905

**Illinois State Dairymen's Association.**

Incorporated March 5, 1883.

*President*—Joseph Newman, Elgin.  
*Vice-Pres. and Treas.*—J. R. Biddulph, Providence.

*Secretary*—George Caven, Chicago.

*Board of Directors*—G. H. Gurler, DeKalb; F. A. Carr, Aurora; John Stewart, Elburn; Irving Nowlan, Toulon; R. R. Murphy, Garden Plain.

**Members of State Board of Equalization.**

Elected Nov. 6, 1900. Term of office four years.

- Dist.  
 1. Geo. F. McKnight, R., Chicago.  
 2. C. C. Schumacher, D., Chicago.  
 3. Peter J. Schaefer, D., Chicago.  
 4. Thomas F. Scully, D., Chicago.  
 5. Williams Kells, D., Chicago.  
 6. Jacob Hopkins, D., Chicago.  
 7. James J. McComb, R., Chicago.  
 8. Theodore S. Rogers, R., Downer's Grove.  
 9. Charles A. Works, R., Rockford.  
 10. Moses Dillon, R., Sterling.  
 11. Samuel M. Barnes, R., Fallbury.  
 12. Frank P. Martin, R., Waukega.  
 13. Solon Philbrick, R., Champaign.  
 14. W. O. Cadwallader, R., London Mills.  
 15. J. S. Cruttenden, R., Quincy.  
 16. L. D. Hirschheimer, D., Pittsfield.  
 17. Gaines Greene, D., Petersburg.  
 18. John W. Yantis, D., Shelbyville.  
 19. Richard Cadle, D., Charleston.  
 20. Allen C. Tanner, R., Mount Vernon.  
 21. Joseph W. Drury, D., Waterloo.  
 24. William A. Wall, R., Mound City.

**Dental Examiners.**

(Salary \$5 a day.) Term Expires

T. W. Pritchett, Pres.....Whitehall.....1904  
 J. G. Reid, Sec.....Chicago.....1902  
 G. H. Damron.....Arcola.....1903  
 Clark R. Rowley.....Chicago.....1903  
 D. M. Gallie.....Chicago.....1905  
*Office*—70 State street, Chicago.

**State Entomologist.**

Prof. S. A. Forbes.....Urbana.

**Factory Inspectors.**

Office New Era building, Chicago. Salaries  
 Louis Arrington.....Alton.....\$1,500  
 Edgar T. Davis.....Chicago.....1,000

**DEPUTY INSPECTORS.**

Mrs. Sarah Crowley.....Chicago.....750  
 Mrs. Mary Corrigan.....Chicago.....750  
 Adele M. Whitgreave.....Chicago.....750  
 William Ehn.....Galesburg.....750  
 George Cochrane.....Chicago.....750  
 Mrs. Emily S. Alexander.....Chicago.....750  
 Jacob Roedshheimer.....Jacksonville.....750  
 Mrs. H. F. Green.....Chicago.....750  
 C. P. Yates.....Jacksonville.....750  
 Samuel Reiger.....Chicago.....750  
 Myron McQuigg.....Pana.....750  
 George B. Metcalf.....Greenfield.....750  
 William T. Fossett.....Illolpois.....750

**Fish Commissioners.**

Headquarters at Havana. Term Expires

S. P. Bartlett.....Quincy.....July 1, 1903  
 Nathan H. Cohen.....Urbana.....July 1, 1904  
 A. F. Gartz.....Chicago.....July 1, 1903

**State Food Commissioner.**

A. H. Jones.....Robinson.....1906

**State Game Commissioner.**

A. J. Lovejoy.....Roscoe.

**Inspectors of Grain.**

Joseph E. Bidwill.....Chicago.  
 Thomas Stevenson.....Joliet.  
 F. E. Lewis.....Savanna.  
 W. P. Dixon.....Kankakee.  
 J. M. Garland.....Decatur.  
 J. S. McCloud.....Sheldon.  
 Charles Davis.....East St. Louis.

**Board of Health.**

Office at Springfield.

C. B. Johnson, Pres.....Champaign.....1901  
 Florence Hunt.....Chicago.....1901  
 William O. Forbes.....Chicago.....1907  
 W. H. Hipp.....Chicago.....1906  
 J. C. Sullivan.....Cairo.....1905  
 George W. Webster.....Litchfield.....1904  
*Secretary*—J. A. Egan, Springfield.

**Board of Commissioners of Labor.**

(Salary \$5 per day for 30 days.)

G. L. Pittenger.....Centralia.....1903  
 R. Smith.....Flora.....1903  
 William R. Boyer.....Galesburg.....1903  
 Edgar F. Willis.....Decatur.....1903  
*Secretary*—David Ross, Springfield.

**Live-Stock Commissioners.**

(Salary \$5 a day and expenses.)

William P. Smith, Pres.....Monticello.....1903  
 A. W. Sale.....Springfield.....1902  
 William Thiemann.....Arlington Hgts. 1904  
*Secretary*—Homer F. Aspinwall, Springfield.  
*State Veterinarian*—C. P. Lovejoy, Princeton.

**Board of Mine Examiners.**

(Salary \$3 per day and expenses while in service.)

Richard Newsam, Pres.....Peoria.  
 William Atkinson.....Murphysboro.  
 Lee Kinkaid.....Athens.  
 Daniel Reece.....Danville.  
 Hugh Murray, M. E.....Nashville.  
*Secretary*—Eben Howells, Braceville.

**State Veterinarian.**

C. P. Lovejoy.....Princeton.

**Inspectors of Mines.**

- Dist. (Salary \$1,800 per annum.)  
 1. Hector McAllister.....Streator.  
 2. Thomas Hudson.....Galva.  
 3. James Taylor.....Edwards.  
 4. Thomas Weeks.....Colfax.  
 5. Walton Rutledge.....Alton.  
 6. John Dunlop.....Centralia.  
 7. Evan D. John.....Murphysboro.

**Board of Pardons.**

- Andrew Russell.....Jacksonville.....1902  
 Rev. Frank Crane.....Chicago.....1904  
 Ethan Allen Snively.....Springfield.....1903  
 Clerk—D. B. Breed, Springfield.

**Board of Pharmacy.**

- Wm. C. Simpson, Pres.....Vienna.....Dec. 30, 1902  
 W. Bodeman.....Chicago.....Dec. 30, 1904  
 W. A. Dyche.....Evinston.....Dec. 30, 1905  
 G. H. Schorbeck.....Moline.....Dec. 30, 1902  
 Bernard Schwartz.....Salem.....Dec. 30, 1904  
 Secretary—Luman T. Hoy, Springfield.

**Commissioners Illinois State Penitentiary.**

- Prison located at Joliet. (Salary \$1,500 a year.)  
 G. T. Buckingham.....Danville.....1903  
 James P. Whedon.....Chicago.....1905  
 Benjamin Brown.....Springfield.....1907  
 Warden—E. J. Murphy.

**Commissioners Southern Illinois Penitentiary.**

- Prison located at Chester. (Salary \$1,500 a year.)  
 John H. Duncan.....Marion.....1906  
 James E. McClure.....Carlinville.....1902  
 Thomas J. Clark.....Quincy.....1904  
 Warden—J. Mack Tanner.

These commissioners also have charge of the Asylum for Insane Criminals at Chester.

**Railroad and Warehouse Commissioners.**

- Office at Springfield. (Salary \$3,500 a year.)  
 J. S. Neville.....Bloomington.....1903  
 James McKlinney.....Aledo.....1903  
 A. L. French.....Chapin.....1903  
 Secretary—Wm. Kilpatrick, Springfield.

**LIST OF MEMBERS OF THE 42D GENERAL ASSEMBLY OF ILLINOIS (1901-1902).**  
 SENATE (By Districts).

Republicans, 32.

Democrats, 19.

| Dist. | Name.            | Postoffice.  | County.     |
|-------|------------------|--------------|-------------|
| 1.    | D. J. May.       | Chicago.     | Cook.       |
| 2.    | W. V. Riley.     | Chicago.     | Cook.       |
| 3.    | Sidney McCloud.  | Chicago.     | Cook.       |
| 4.    | M. J. Butler.    | Chicago.     | Cook.       |
| 5.    | T. E. Michrist.  | Chicago.     | Cook.       |
| 6.    | Thos. J. Dawson. | Chicago.     | Cook.       |
| 7.    | John Humphrey.   | Orland.      | Cook.       |
| 8.    | DuFay A. Fuller. | Belvidere.   | Boone.      |
| 9.    | B. J. Maguire.   | Chicago.     | Cook.       |
| 10.   | Henry Andrus.    | Rockford.    | Winnebago.  |
| 11.   | Niels Juul.      | Chicago.     | Cook.       |
| 12.   | J. C. McKenzie.  | Elizabeth.   | Jo Daviess. |
| 13.   | J. P. Mahoney.   | Chicago.     | Cook.       |
| 14.   | H. H. Evans.     | Aurora.      | Kane.       |
| 15.   | P. F. Galligan.  | Chicago.     | Cook.       |
| 16.   | Len Small.       | Kankakee.    | Kankakee.   |
| 17.   | John Broderick.  | Chicago.     | Cook.       |
| 18.   | M. B. Bailey.    | Danville.    | Vermillion. |
| 19.   | Dan Campbell.    | Chicago.     | Cook.       |
| 20.   | Robert Fort.     | Lacon.       | Marshall.   |
| 21.   | Fred A. Busse.   | Chicago.     | Cook.       |
| 22.   | G. W. Studfield. | Bloomington. | McLean.     |
| 23.   | Harry G. Hall.   | Chicago.     | Cook.       |
| 24.   | J. D. Putnam.    | Elmwood.     | Peoria.     |
| 25.   | W. M. Odell.     | Wilmington.  | Will.       |
| 26.   | U. J. Albertsen. | Pekin.       | Tazewell.   |

| Dist. | Name.             | Postoffice.    | County.      |
|-------|-------------------|----------------|--------------|
| 27.   | C. P. Gardner.    | Mendota.       | LaSalle.     |
| 28.   | Wm. F. Harris.    | Ferris.        | Hancock.     |
| 29.   | D. D. Hunt.       | DeKalb.        | DeKalb.      |
| 30.   | H. M. Dunlap.     | Savoy.         | Champaign.   |
| 31.   | J. W. Templeton.  | Princeton.     | Bureau.      |
| 32.   | L. B. Stringer.   | Lincoln.       | Logan.       |
| 33.   | William Payne.    | Rock Island.   | Rock Island. |
| 34.   | Thos. Meehan.     | Buffs.         | Scott.       |
| 35.   | L. A. Townsend.   | Galesburg.     | Knox.        |
| 36.   | J. K. P. Adams.   | Daum.          | Greene.      |
| 37.   | John McAdams.     | Quincy.        | Adams.       |
| 38.   | C. F. Coleman.    | Vandalia.      | Fayette.     |
| 39.   | G. W. Funderb'k.  | Glenavon.      | Sangamon.    |
| 40.   | S. C. Pemberton.  | Oakland.       | Coles.       |
| 41.   | J. N. C. Shumway. | Taylorville.   | Christian.   |
| 42.   | J. O. Koch.       | Breese.        | Clinton.     |
| 43.   | B. L. Hussman.    | Effingham.     | Effingham.   |
| 44.   | H. R. Fowler.     | Elizabeth'n.   | Hardin.      |
| 45.   | C. A. Davidson.   | Newton.        | Jasper.      |
| 46.   | Jas. H. Watson.   | Woodlawn.      | Jefferson.   |
| 47.   | J. J. Brenholt.   | Alton.         | Madison.     |
| 48.   | Roy Allen.        | Pinckneyville. | Perry.       |
| 49.   | H. C. Begole.     | Belleville.    | St. Clair.   |
| 50.   | O. H. Burnett.    | Marion.        | Williamson.  |
| 51.   | P. T. Chapman.    | Vienna.        | Johnson.     |

**HOUSE OF REPRESENTATIVES (By Districts).**

Republicans, 81.

Democrats, 72.

| Dist. | Name.            | Postoffice. | County.  |
|-------|------------------|-------------|----------|
| 1.    | A. J. Kettering. | Chicago.    | Cook.    |
|       | S. W. Arrand.    | Chicago.    | Cook.    |
|       | P. J. Wall.      | Chicago.    | Cook.    |
| 2.    | F. C. Farnham.   | Chicago.    | Cook.    |
|       | A. W. Nohe.      | Chicago.    | Cook.    |
|       | F. J. Sullivan.  | Chicago.    | Cook.    |
| 3.    | Kitt Gould.      | Chicago.    | Cook.    |
|       | W. C. Church.    | Chicago.    | Cook.    |
|       | M. E. Hunt.      | Chicago.    | Cook.    |
| 4.    | F. E. Christian. | Chicago.    | Cook.    |
|       | J. E. Doyle.     | Chicago.    | Cook.    |
|       | E. M. Cummings.  | Chicago.    | Cook.    |
|       | John G. Jones.   | Chicago.    | Cook.    |
|       | Hans Spiegel.    | Chicago.    | Cook.    |
|       | G. E. Lapsley.   | Chicago.    | Cook.    |
| 6.    | Wm. Sullivan.    | Chicago.    | Cook.    |
|       | Wm. Kreicker.    | Chicago.    | Cook.    |
|       | M. N. Nowicki.   | Chicago.    | Cook.    |
| 7.    | Geo. Struckman.  | Bartlett.   | Cook.    |
|       | S. W. Osgood.    | Winnetka.   | Cook.    |
|       | C. E. Crafts.    | Chicago.    | Cook.    |
| 8.    | George R. Lyon.  | Waukegan.   | Lake.    |
|       | E. D. Shurtleff. | Marengo.    | McHenry. |
|       | C. V. O'Connor.  | Belvidere.  | Boone.   |
| 9.    | D. E. Shanahan.  | Chicago.    | Cook.    |
|       | J. J. O'Meara.   | Chicago.    | Cook.    |
|       | J. J. Morley.    | Chicago.    | Cook.    |

| Dist. | Name.                | Postoffice.  | County.     |
|-------|----------------------|--------------|-------------|
| 10.   | J. A. Countryman.    | Rochelle.    | Ogle.       |
|       | David Hunter.        | Rockford.    | Winnebago.  |
|       | J. P. Wilson.        | Woodsung.    | Ogle.       |
| 11.   | Peter Olsen.         | Chicago.     | Cook.       |
|       | R. E. Pendarvis.     | Chicago.     | Cook.       |
|       | M. S. Cunningham.    | Chicago.     | Cook.       |
| 12.   | J. E. Taggart.       | Ridott.      | Stephenson. |
|       | C. W. Middlekauff.   | Lanark.      | Carroll.    |
|       | B. F. Lichtenberger. | Savanna.     | Carroll.    |
| 13.   | J. P. Cavanagh.      | Chicago.     | Cook.       |
|       | Wm. Carmody.         | Chicago.     | Cook.       |
|       | C. R. Jandus.        | Chicago.     | Cook.       |
| 14.   | C. H. Bachus.        | Hampshire.   | Kane.       |
|       | Guy L. Bush.         | Downer's Gr. | DuPage.     |
|       | John A. Logan.       | Elgin.       | Kane.       |
| 15.   | Chas. W. Kopf.       | Chicago.     | Cook.       |
|       | W. J. Moran.         | Chicago.     | Cook.       |
|       | F. E. Donoghue.      | Chicago.     | Cook.       |
| 16.   | E. C. Curtiss.       | Grant Park.  | Kankakee.   |
|       | W. A. Rankin.        | Omarga.      | Iroquois.   |
|       | F. M. Crangle.       | Watska.      | Iroquois.   |
| 17.   | Albert Glade.        | Chicago.     | Cook.       |
|       | R. T. Shay.          | Chicago.     | Cook.       |
|       | D. V. McDonough.     | Chicago.     | Cook.       |



HOUSE.—CONTINUED.

| <i>Dist.</i> | <i>Name.</i>           | <i>Postoffice.</i>    | <i>County.</i> | <i>Dist.</i> | <i>Name.</i>          | <i>Postoffice.</i> | <i>County.</i> |
|--------------|------------------------|-----------------------|----------------|--------------|-----------------------|--------------------|----------------|
| 18.          | Charles Allen.....     | Hoopeston.....        | Vermillion.    | 37.          | W. Schlagenhauf.....  | Quincy.....        | Adams.         |
|              | J. A. Montelius.....   | Piper City.....       | Ford.          |              | J. M. Murphy.....     | Mt. Sterling.....  | Brown.         |
|              | C. V. McClenathan..... | Danville.....         | Vermillion.    |              | Jacob Groves.....     | Camp Point.....    | Adams.         |
| 19.          | Morton Smith.....      | Chicago.....          | Cook.          | 38.          | Frank Milner.....     | Litchfield.....    | Montgomery.    |
|              | B. M. Mitchell.....    | Chicago.....          | Cook.          |              | Sam Vaughn.....       | Woburn.....        | Bond.          |
|              | J. F. Helminiak.....   | Chicago.....          | Cook.          |              | E. A. Rice.....       | Litchfield.....    | Montgomery.    |
| 20.          | Josiah Kerrick.....    | Minonk.....           | Woodford.      | 39.          | J. A. Wheeler.....    | Auburn.....        | Sangamon.      |
|              | M. C. Eignus.....      | Forrest.....          | Livingston.    |              | S. H. Jones.....      | Springfield.....   | Sangamon.      |
|              | C. Haase.....          | Washburn.....         | Woodford.      |              | R. M. Ridgely.....    | Springfield.....   | Sangamon.      |
| 21.          | Carl Mueller.....      | Chicago.....          | Cook.          | 40.          | C. S. Burgett.....    | Newman.....        | Douglas.       |
|              | Henry Bettler.....     | Chicago.....          | Cook.          |              | W. H. Beem.....       | Shelbyville.....   | Shelby.        |
|              | J. H. Farrell.....     | Chicago.....          | Cook.          |              | O'Vernon Myers.....   | Newman.....        | Douglas.       |
| 22.          | A. J. Scrogin.....     | Lexington.....        | McLean.        | 41.          | Jno. Uppendahl.....   | Dalton City.....   | Moultrie.      |
|              | D. M. Fulk.....        | Bloomington.....      | McLean.        |              | J. C. Hunter.....     | Taylorville.....   | Christian.     |
|              | J. E. Hefferna.....    | Bloomington.....      | McLean.        |              | J. M. Gray.....       | Decatur.....       | Macon.         |
| 23.          | S. E. Erickson.....    | Chicago.....          | Cook.          | 42.          | W. F. Bundy.....      | Centralla.....     | Marion.        |
|              | D. E. Sullivan.....    | Chicago.....          | Cook.          |              | C. L. Farris.....     | Louisville.....    | Clay.          |
|              | M. J. Kelly.....       | Chicago.....          | Cook.          |              | G. W. Louden.....     | Trenton.....       | Clinton.       |
| 24.          | Alva Merrill.....      | N. Hampton.....       | Peoria.        | 43.          | C. M. Connor.....     | Toledo.....        | Cumberland.    |
|              | E. D. McCulloch.....   | Peoria.....           | Peoria.        |              | C. A. Ferdunn.....    | Marshall.....      | Clark.         |
|              | W. S. Bush.....        | Peoria.....           | Peoria.        |              | F. W. Loy.....        | Efingham.....      | Efingham.      |
| 25.          | S. J. Drew.....        | Joliet.....           | Will.          | 44.          | J. Partridge.....     | Carmel.....        | White.         |
|              | Thos. Neese.....       | Joliet.....           | Will.          |              | J. B. Bryant.....     | Herald.....        | White.         |
|              | W. A. Bowles.....      | Joliet.....           | Will.          |              | J. L. Howell.....     | Shawneet'wn.....   | Gallatin.      |
| 26.          | J. W. Johnson.....     | Canton.....           | Fulton.        | 45.          | P. W. Barnes.....     | Lawnc'ville.....   | Lawrence.      |
|              | J. N. Onton.....       | Sumnum.....           | Fulton.        |              | Thos. Tippitt.....    | Olney.....         | Richland.      |
|              | J. R. Hughes.....      | Table Grove.....      | Fulton.        |              | Carl Busse.....       | Lawnc'ville.....   | Lawrence.      |
| 27.          | W. Iserrmann.....      | Otter Creek.....      | LaSalle.       | 46.          | J. H. Miller.....     | McLeansboro.....   | Hamilton.      |
|              | J. J. Pool.....        | Earlville.....        | LaSalle.       |              | R. P. Hanna.....      | Fairfield.....     | Wayne.         |
|              | L. O'N. Browne.....    | Ottawa.....           | LaSalle.       |              | W. H. Smith.....      | Benton.....        | Franklin.      |
| 28.          | L. Y. Sherman.....     | Macomb.....           | McDonough.     | 47.          | Louis Walter.....     | Alton.....         | Madison.       |
|              | S. J. Grigsby.....     | Jr. Blandins'vle..... | McDonough.     |              | G. L. Aderton.....    | Hardin.....        | Calhoun.       |
|              | J. E. Wyand.....       | Rushville.....        | Schuyler.      |              | J. A. Shephard.....   | Jerseyville.....   | Jersey.        |
| 29.          | Chas. H. Hughes.....   | Dixon.....            | Lee.           | 48.          | R. C. Brown.....      | Sparta.....        | Randolph.      |
|              | Chas. T. Cherry.....   | Oswego.....           | Kendall.       |              | David Huggins.....    | Murphysboro.....   | Jackson.       |
|              | O. P. Bennett.....     | Mazon.....            | Grundy.        |              | A. D. Rless.....      | Red Bud.....       | Randolph.      |
| 30.          | Thos. Lamb, Jr.....    | Bement.....           | Piatt.         | 49.          | W. E. Truitt.....     | St. Louis.....     | St. Clair.     |
|              | Carl Swigert.....      | Weldon.....           | DeWitt.        |              | J. Chamberlain.....   | Lebanon.....       | St. Clair.     |
|              | H. J. Robinson.....    | Sadorus.....          | Champaign.     |              | G. F. Wombacher.....  | Mascoutah.....     | St. Clair.     |
| 31.          | A. N. Abbott.....      | Union Grove.....      | Whiteside.     | 50.          | J. E. N. Edwards..... | Anna.....          | Union.         |
|              | A. T. Miller.....      | Toulon.....           | Stark.         |              | Sinney Miller.....    | Calder.....        | Alexander.     |
|              | Edward Devine.....     | Deer Grove.....       | Whiteside.     |              | W. H. Warden.....     | Marion.....        | Williamson.    |
| 32.          | J. C. Taylor.....      | Elkhart.....          | Logan.         | 51.          | S. B. Kerr.....       | Metropolis.....    | Massac.        |
|              | J. C. Young.....       | Kilbourne.....        | Mason.         |              | C. P. Skaggs.....     | Harrisburg.....    | Saline.        |
|              | J. A. Petrie.....      | Grandview.....        | Minard.        |              | L. H. Frizzell.....   | Vienna.....        | Johnson.       |
| 33.          | G. W. Johnson.....     | Moline.....           | Rock Island.   |              |                       |                    |                |
|              | W. W. Cole.....        | Geneseo.....          | Henry.         |              |                       |                    |                |
|              | J. H. Andrews.....     | Kewanee.....          | Henry.         |              |                       |                    |                |
| 34.          | A. G. Crawford.....    | Pittsfield.....       | Pike.          |              |                       |                    |                |
|              | E. McCConnell.....     | Jacksonville.....     | Morgan.        |              |                       |                    |                |
|              | Edw. Johnston.....     | Pittsfield.....       | Pike.          |              |                       |                    |                |

SENATE (Alphabetically Arranged).

| <i>Name.</i>           | <i>Dist.</i> | <i>Name.</i>           | <i>Dist.</i> | <i>Name.</i>            | <i>Dist.</i> |
|------------------------|--------------|------------------------|--------------|-------------------------|--------------|
| Albertsen, U. J.....   | 26           | Farrelly, J. K. P..... | 36           | McAdams, John.....      | 37           |
| Allen, Roy.....        | 48           | Fort, Robert.....      | 29           | McCloud, Sidney.....    | 3            |
| Andrus, Henry.....     | 30           | Fowler, H. R.....      | 44           | McKenzie, J. C.....     | 12           |
| Bailey, M. B.....      | 18           | Fuller, DuFay A.....   | 8            | Meehan, Thos.....       | 34           |
| Begole, H. C.....      | 49           | Funderburk, G. W.....  | 39           | Milchrist, T. E.....    | 5            |
| Brenholt, J. J.....    | 47           | Galligan, Peter F..... | 15           | Odell, W. M.....        | 25           |
| Broderick, John.....   | 17           | Gardner, C. P.....     | 27           | Payne, William.....     | 33           |
| Burnett, O. H.....     | 50           | Hall, Harry G.....     | 23           | Pemberton, S. C.....    | 40           |
| Busse, Fred A.....     | 21           | Harris, W. F.....      | 28           | Putnam, J. D.....       | 24           |
| Butler, Michael J..... | 4            | Humphrey, John.....    | 7            | Riley, W. V.....        | 2            |
| Campbell, Dan.....     | 19           | Hunt, D. D.....        | 29           | Shumway, J. N. C.....   | 41           |
| Chapman, P. T.....     | 51           | Hussman, B. L.....     | 43           | Small, Len.....         | 16           |
| Coleman, C. F.....     | 38           | Juul, Niels.....       | 11           | Stringer, L. B.....     | 32           |
| Davidson, C. A.....    | 45           | Koeh, J. O.....        | 42           | Stubblefield, G. W..... | 22           |
| Dawson, Thos. J.....   | 6            | Maguire, B. J.....     | 9            | Templeton, J. W.....    | 31           |
| Dunlap, H. M.....      | 30           | Mahoney, J. P.....     | 15           | Townsend, L. A.....     | 35           |
| Evans, H. H.....       | 14           | May, Daniel J.....     | 1            | Watson, J. H.....       | 46           |

HOUSE (Alphabetically Arranged).

| <i>Name.</i>        | <i>Dist.</i> | <i>Name.</i>         | <i>Dist.</i> | <i>Name.</i>         | <i>Dist.</i> |
|---------------------|--------------|----------------------|--------------|----------------------|--------------|
| Abbott, A. N.....   | 31           | Beltler, Henry.....  | 21           | Busse, Carl.....     | 45           |
| Aderton, G. L.....  | 47           | Bennett, O. P.....   | 29           | Bush, Guy L.....     | 14           |
| Allen, Charles..... | 18           | Bowles, W. A.....    | 25           | Bush, W. S.....      | 24           |
| Andrews, J. H.....  | 33           | Browne, L. O'N.....  | 27           | Carnody, W.....      | 13           |
| Arrand, S. W.....   | 1            | Brown, R. C.....     | 45           | Cavanagh, J. P.....  | 13           |
| Bachus, C. H.....   | 14           | Bryant, J. B.....    | 44           | Chamberlain, J.....  | 49           |
| Barnes, P. W.....   | 45           | Bundy, W. F.....     | 42           | Cherry, Chas. T..... | 29           |
| Beem, W. H.....     | 40           | Burgett, Carl S..... | 40           | Christian, F. E..... | 4            |

HOUSE.—CONTINUED.

| Name.               | Dist. | Name.                | Dist. | Name.            | Dist. |
|---------------------|-------|----------------------|-------|------------------|-------|
| Church, W. C.       | 3     | Johnson, J. W.       | 26    | Pendarvis, R. E. | 11    |
| Cole, W. W.         | 33    | Johnston, Edwin      | 34    | Perdunn, C. A.   | 43    |
| Conlee, W. T.       | 36    | Jones, John G.       | 5     | Petrie, J. A.    | 32    |
| Connor, C. M.       | 43    | Jones, S. H.         | 39    | Pool, J. J.      | 27    |
| Countryman, J. A.   | 10    | Kelly, M. J.         | 23    | Rankin, Geo. C.  | 35    |
| Crafts, Clayton E.  | 4     | Kerr, S. B.          | 51    | Rankin, W. A.    | 16    |
| Craig, C. C.        | 35    | Kerrick, Josiah.     | 20    | Riess, A. D.     | 48    |
| Crangle, F. M.      | 16    | Kettering, A. J.     | 15    | Rice, E. A.      | 38    |
| Crawford, A. G.     | 34    | Kopf, C. W.          | 1     | Ridgely, R. M.   | 39    |
| Cummings, E. M.     | 4     | Kreicker, Wm.        | 6     | Rinaker, Thos.   | 36    |
| Cunningham, M. S.   | 11    | Lamb, Thos., Jr.     | 30    | Robinson, H. J.  | 30    |
| Curtis, Ed C.       | 16    | Lapsley, Geo. E.     | 5     | Samuelson, C. A. | 35    |
| Devine, Edward.     | 31    | Lichtenberger, B. F. | 12    | Schlagenhauf, W. | 37    |
| Donoghue, F. E.     | 15    | Logan, John A.       | 14    | Scrogin, A. J.   | 14    |
| Doyle, John E.      | 4     | Louden, Geo. W.      | 42    | Shanahan, D. E.  | 22    |
| Drew, S. J.         | 25    | Loy, Ferd W.         | 43    | Shay, R. T.      | 17    |
| Edwards, J. E. N.   | 50    | Lyon, Geo. R.        | 8     | Shepherd, J. A.  | 47    |
| Eignus, M. C.       | 20    | McClenathan, C. V.   | 18    | Sherman, L. Y.   | 28    |
| Erickson, S. E.     | 23    | McConnell, Edw.      | 34    | Shurtleff, E. D. | 8     |
| Farnum, F. C.       | 2     | McCulloch, E. D.     | 24    | Skaggs, Chas. P. | 51    |
| Farrell, J. H.      | 21    | McDonough, D. V.     | 17    | Smith, Morton.   | 19    |
| Farris, C. L.       | 42    | Merrill, Alva.       | 24    | Smith, W. H.     | 46    |
| Frizzell, L. H.     | 51    | Middlekauff, C. W.   | 12    | Spiegel, Hans.   | 5     |
| Funk, D. M.         | 22    | Miller, A. T.        | 31    | Struckman, Geo.  | 7     |
| Glade, Albert.      | 17    | Miller, J. H.        | 46    | Sullivan, D. E.  | 23    |
| Gould, Klitt        | 3     | Miller, Sidney.      | 50    | Sullivan, F. J.  | 2     |
| Gray, J. M.         | 41    | Milner, Frank.       | 38    | Sullivan, Wm.    | 30    |
| Grigsby, S. J., Jr. | 28    | Mitchell, B. M.      | 19    | Swizert, Carl.   | 6     |
| Groves, Jacob.      | 37    | Montellus, J. A.     | 18    | Taggart, J. E.   | 12    |
| Haase, C.           | 20    | Moran, W. J.         | 15    | Taylor, J. C.    | 32    |
| Hanna, R. F.        | 46    | Morley, J. J.        | 9     | Tippitt, Thos.   | 45    |
| Heffernan, J. F.    | 22    | Mueller, Carl.       | 21    | Trautmann, W. E. | 49    |
| Helminjak, J. F.    | 19    | Murphy, J. M.        | 37    | Uppendahl, John. | 41    |
| Howell, J. L.       | 44    | Myers, O'V.          | 40    | Vaughn, Sam.     | 38    |
| Huggins, David.     | 48    | Neese, Thos.         | 25    | Wall, P. J.      | 1     |
| Hughes, C. H.       | 29    | Nohe, A. W.          | 2     | Warder, W. H.    | 50    |
| Hughes, J. R.       | 26    | Nowicki, John M.     | 6     | Walter, Louis.   | 47    |
| Hunt, Michael E.    | 3     | O'Connor, C. V.      | 8     | Wheeler, J. A.   | 39    |
| Hunter, David.      | 10    | Olsen, Peter.        | 11    | Wilson, James P. | 10    |
| Hunter, J. C.       | 41    | O'Meara, J. J.       | 9     | Witt, Geo. W.    | 36    |
| Isermann, W.        | 27    | Onion, J. N.         | 26    | Wombacher, G. F. | 49    |
| Jandus, C. R.       | 13    | Osgood, S. W.        | 7     | Wyand, J. E.     | 28    |
| Johnson, G. W.      | 33    | Partridge, Jasper.   | 44    | Young, J. C.     | 32    |

SECOND JUDICIAL DISTRICT ELECTION.

(Held May 21, 1901, to choose a successor to Judge Jesse J. Phillips, deceased.)

| COUNTY.    | Rep.  | Dem.  | COUNTY.    | Rep.    | Dem.   |
|------------|-------|-------|------------|---------|--------|
| Bond       | 871   | 691   | Jersey     | 442     | 820    |
| Calhoun    | 99    | 350   | Lawrence   | 552     | 793    |
| Christian  | 1,068 | 2,399 | Macoupin   | 1,518   | 2,686  |
| Clark      | 765   | 1,058 | Madison    | 2,203   | 2,677  |
| Clay       | 637   | 905   | Marion     | 710     | 1,584  |
| Crawford   | 851   | 924   | Montgomery | 1,875   | 1,916  |
| Cumberland | 543   | 724   | Richland   | 394     | 620    |
| Effingham  | 444   | 996   | Shelby     | 863     | 1,877  |
| Fayette    | 975   | 1,373 |            |         |        |
| Greene     | 523   | 1,218 | Total      | 15,892  | 24,670 |
| Jasper     | 564   | 1,049 | Total vote | 40,562. |        |

MILLIONS FOR EDUCATION.

Mrs. Jane L. Stanford on the 9th of December, 1901, turned over to the Leland Stanford university property to the value of about \$30,000,000, the largest single gift ever bestowed upon any institution of learning.

At the same time Andrew Carnegie through President Roosevelt offered \$10,000,000 for the endowment of an educational institution to be located in Washington. (See also "Gifts to Schools in 1901," page 68.)

FIRE LOSSES IN 1901.

|          |              |        |              |           |             |
|----------|--------------|--------|--------------|-----------|-------------|
| January  | \$16,574,950 | May    | \$22,380,150 | September | \$7,645,200 |
| February | 13,992,000   | June   | 9,560,000    | October   | 14,743,000  |
| March    | 15,036,250   | July   | 15,740,000   |           |             |
| April    | 11,352,800   | August | 8,334,000    | Total     | 135,555,250 |

EASTER SUNDAY DATES.

|      |          |      |          |      |          |
|------|----------|------|----------|------|----------|
| 1902 | March 30 | 1905 | April 23 | 1908 | April 19 |
| 1903 | April 12 | 1906 | April 15 | 1909 | April 11 |
| 1904 | April 3  | 1907 | March 31 | 1910 | March 27 |

POPULATION STATISTICS OF ILLINOIS.

GROWTH IN POPULATION.

Illinois was organized as a territory March 1, 1809, and admitted as a state Dec. 3, 1818. The appended table prepared by the census bureau shows the increase of population at each census from 1810.

| YEAR.     | Population. | Increase in numbers. | Per cent. | YEAR.     | Population. | Increase in numbers. | Per cent. |
|-----------|-------------|----------------------|-----------|-----------|-------------|----------------------|-----------|
| 1900..... | 4,821,550   | 965,199              | 26.0      | 1850..... | 851,470     | 375,237              | 78.8      |
| 1890..... | 3,826,351   | 748,480              | 24.8      | 1840..... | 476,183     | 318,738              | 202.4     |
| 1880..... | 3,077,871   | 537,980              | 21.1      | 1830..... | 157,445     | 102,283              | 185.4     |
| 1870..... | 2,539,891   | 827,940              | 48.8      | 1820..... | 55,162      | 42,880               | 349.1     |
| 1860..... | 1,711,951   | 860,481              | 101.0     | 1810..... | 12,282      | .....                | .....     |

The total land surface of the state is about 56,000 square miles, so that in 1900 the average number of persons to the square mile was 86, while in 1890 it was 68.3.

POPULATION BY COUNTIES (1810-1900).

| COUNTY.         | 1900.     | 1890.     | 1880.     | 1870.     | 1860.     | 1850.   | 1840.   | 1830.   | 1820.  | 1810.  |
|-----------------|-----------|-----------|-----------|-----------|-----------|---------|---------|---------|--------|--------|
| The state.....  | 4,821,550 | 3,826,351 | 3,077,871 | 2,539,891 | 1,711,951 | 851,470 | 476,183 | 157,445 | 55,162 | 12,282 |
| Adams.....      | 67,058    | 61,888    | 59,135    | 56,362    | 41,323    | 26,508  | 14,476  | 2,186   | .....  | .....  |
| Alexander.....  | 19,384    | 16,563    | 14,808    | 10,564    | 4,707     | 2,494   | 3,313   | 1,390   | 626    | .....  |
| Bond.....       | 16,078    | 14,550    | 14,896    | 13,152    | 9,815     | 6,144   | 5,060   | 3,124   | 2,931  | .....  |
| Boone.....      | 15,791    | 12,203    | 11,508    | 12,942    | 11,678    | 7,624   | 1,705   | .....   | .....  | .....  |
| Brown.....      | 11,557    | 11,951    | 13,041    | 12,205    | 9,938     | 7,198   | 4,183   | .....   | .....  | .....  |
| Bureau.....     | 41,112    | 35,014    | 33,172    | 32,415    | 26,426    | 8,841   | 3,067   | .....   | .....  | .....  |
| Calhoun.....    | 8,917     | 7,832     | 7,497     | 6,562     | 5,144     | 3,231   | .....   | 1,000   | .....  | .....  |
| Carroll.....    | 18,963    | 18,320    | 16,976    | 16,705    | 11,733    | 4,586   | .....   | .....   | .....  | .....  |
| Cass.....       | 17,222    | 15,963    | 14,493    | 11,580    | 11,325    | 7,253   | 2,981   | .....   | .....  | .....  |
| Champaign.....  | 47,622    | 42,159    | 40,863    | 32,737    | 16,629    | 2,649   | 1,475   | .....   | .....  | .....  |
| Christian.....  | 32,790    | 30,531    | 28,227    | 20,363    | 10,432    | 3,203   | 1,878   | .....   | .....  | .....  |
| Clark.....      | 24,033    | 21,899    | 21,894    | 18,719    | 14,987    | 9,532   | 7,453   | 3,940   | 931    | .....  |
| Clay.....       | 19,553    | 16,772    | 16,192    | 15,875    | 9,336     | 4,289   | 3,228   | 755     | .....  | .....  |
| Clinton.....    | 19,824    | 17,411    | 18,714    | 16,285    | 10,941    | 5,139   | 3,718   | 2,330   | .....  | .....  |
| Coles.....      | 34,146    | 30,093    | 27,042    | 25,235    | 14,203    | 9,335   | 9,616   | .....   | .....  | .....  |
| Cook.....       | 1,838,735 | 1,191,922 | 607,524   | 349,966   | 144,954   | 43,385  | 10,201  | .....   | .....  | .....  |
| Crawford.....   | 19,240    | 17,283    | 16,197    | 13,889    | 11,551    | 7,135   | 4,422   | 3,117   | 2,909  | .....  |
| Cumberland..... | 16,124    | 15,443    | 13,759    | 12,223    | 8,311     | 3,718   | .....   | .....   | .....  | .....  |
| DeKalb.....     | 31,756    | 27,096    | 26,768    | 23,265    | 19,086    | 7,540   | 1,697   | .....   | .....  | .....  |
| De Witt.....    | 18,972    | 17,011    | 17,010    | 14,768    | 10,820    | 5,002   | 3,247   | .....   | .....  | .....  |
| Douglas.....    | 19,067    | 17,069    | 15,853    | 13,484    | 7,140     | .....   | .....   | .....   | .....  | .....  |
| DuPage.....     | 28,196    | 22,551    | 19,161    | 16,685    | 14,701    | 9,290   | 3,535   | .....   | .....  | .....  |
| Edgar.....      | 28,273    | 26,787    | 25,499    | 21,430    | 16,925    | 10,032  | 8,225   | 4,071   | .....  | .....  |
| Edwards.....    | 10,345    | 8,444     | 8,567     | 7,565     | 5,454     | 3,524   | 2,070   | 1,649   | 3,444  | .....  |
| Effingham.....  | 20,465    | 19,358    | 18,920    | 15,853    | 7,816     | 3,799   | 1,675   | .....   | .....  | .....  |
| Fayette.....    | 28,065    | 23,267    | 23,241    | 19,638    | 11,189    | 8,075   | 6,328   | 2,704   | .....  | .....  |
| Ford.....       | 18,359    | 17,035    | 15,099    | 9,103     | 1,979     | .....   | .....   | .....   | .....  | .....  |
| Franklin.....   | 19,675    | 17,138    | 16,129    | 12,652    | 9,393     | 5,681   | 3,682   | 4,083   | 1,763  | .....  |
| Fulton.....     | 46,201    | 43,110    | 41,240    | 38,291    | 33,338    | 22,508  | 13,142  | 1,841   | .....  | .....  |
| Gallatin.....   | 15,836    | 14,935    | 12,861    | 11,134    | 8,055     | 5,448   | 10,760  | 7,405   | 3,155  | .....  |
| Greene.....     | 23,402    | 23,791    | 23,010    | 20,277    | 16,093    | 12,429  | 11,951  | 7,674   | .....  | .....  |
| Grundy.....     | 24,136    | 21,024    | 16,732    | 14,368    | 10,379    | 3,023   | .....   | .....   | .....  | .....  |
| Hamilton.....   | 20,197    | 17,800    | 16,712    | 13,014    | 9,915     | 6,362   | 3,945   | 2,616   | .....  | .....  |
| Hancock.....    | 32,215    | 31,907    | 35,357    | 35,935    | 29,061    | 14,652  | 9,946   | 483     | .....  | .....  |
| Hardin.....     | 7,448     | 7,234     | 6,024     | 5,113     | 3,759     | 2,887   | 1,578   | .....   | .....  | .....  |
| Henderson.....  | 10,836    | 9,876     | 10,722    | 12,582    | 9,501     | 4,612   | .....   | .....   | .....  | .....  |
| Henry.....      | 40,049    | 33,338    | 36,597    | 35,506    | 20,690    | 3,807   | 1,260   | 41      | .....  | .....  |
| Iroquois.....   | 38,014    | 35,167    | 35,451    | 25,782    | 12,325    | 4,149   | 1,695   | .....   | .....  | .....  |
| Jackson.....    | 33,871    | 27,809    | 22,505    | 19,634    | 9,589     | 5,902   | 3,536   | 1,828   | 1,542  | .....  |
| Jasper.....     | 26,100    | 18,188    | 14,515    | 11,234    | 8,364     | 3,220   | 1,472   | .....   | .....  | .....  |
| Jefferson.....  | 28,133    | 22,580    | 20,980    | 17,854    | 12,965    | 8,100   | 5,702   | 2,555   | 691    | .....  |
| Jersey.....     | 14,612    | 14,810    | 15,542    | 15,054    | 12,051    | 7,354   | 4,535   | .....   | .....  | .....  |
| Jo Daviess..... | 24,533    | 25,101    | 27,528    | 27,820    | 27,325    | 18,604  | 6,180   | 2,111   | .....  | .....  |
| Johnson.....    | 15,667    | 15,013    | 13,078    | 11,248    | 9,342     | 4,114   | 3,626   | 1,596   | 843    | .....  |
| Kane.....       | 78,792    | 65,061    | 44,489    | 39,091    | 30,062    | 16,703  | 6,501   | .....   | .....  | .....  |
| Kankakee.....   | 37,154    | 28,732    | 25,047    | 24,352    | 15,412    | .....   | .....   | .....   | .....  | .....  |
| Kendall.....    | 11,467    | 12,106    | 13,083    | 12,389    | 13,074    | 7,730   | .....   | .....   | .....  | .....  |
| Knob.....       | 43,612    | 38,752    | 38,344    | 39,522    | 28,663    | 13,279  | 7,090   | 274     | .....  | .....  |
| Lake.....       | 34,504    | 24,255    | 21,296    | 21,014    | 18,257    | 14,226  | 2,634   | .....   | .....  | .....  |
| LaSalle.....    | 87,776    | 80,798    | 70,403    | 60,792    | 48,332    | 17,815  | 9,348   | .....   | .....  | .....  |
| Lawrence.....   | 16,523    | 14,698    | 13,063    | 12,533    | 9,214     | 6,121   | 7,092   | 3,668   | .....  | .....  |
| Lee.....        | 29,894    | 26,187    | 27,491    | 27,171    | 17,651    | 5,292   | 2,035   | .....   | .....  | .....  |
| Livingston..... | 42,035    | 38,455    | 38,450    | 31,471    | 11,617    | 1,552   | 759     | .....   | .....  | .....  |
| Logan.....      | 28,680    | 25,489    | 25,037    | 23,053    | 14,272    | 5,128   | 2,333   | .....   | .....  | .....  |
| McDonough.....  | 28,412    | 27,467    | 27,970    | 26,509    | 20,069    | 7,616   | 5,308   | .....   | .....  | .....  |
| McHenry.....    | 29,759    | 26,114    | 24,908    | 23,702    | 22,069    | 14,973  | 2,573   | .....   | .....  | .....  |
| McLean.....     | 67,843    | 63,093    | 60,100    | 53,983    | 28,772    | 10,163  | 6,565   | .....   | .....  | .....  |
| Macon.....      | 44,003    | 38,083    | 30,665    | 26,481    | 13,768    | 3,988   | 3,039   | 1,122   | .....  | .....  |

## POPULATION OF ILLINOIS BY COUNTIES.—CONTINUED.

| COUNTY.          | 1900.  | 1890.  | 1880.  | 1870.  | 1860.  | 1850.  | 1840.  | 1830.  | 1820.  | 1810. |
|------------------|--------|--------|--------|--------|--------|--------|--------|--------|--------|-------|
| Macoupin.....    | 42,256 | 40,380 | 37,692 | 32,726 | 24,602 | 12,355 | 7,826  | 1,990  |        |       |
| Madison.....     | 24,694 | 51,535 | 50,126 | 44,131 | 31,251 | 20,441 | 14,433 | 16,221 | 13,550 |       |
| Marion.....      | 30,446 | 24,341 | 23,626 | 20,622 | 12,739 | 6,720  | 4,742  | 2,125  |        |       |
| Marshall.....    | 16,370 | 13,653 | 15,055 | 16,956 | 13,437 | 5,180  | 1,849  |        |        |       |
| Massac.....      | 17,491 | 16,067 | 16,242 | 16,184 | 10,381 | 5,921  |        |        |        |       |
| Massac.....      | 13,110 | 11,313 | 10,443 | 9,581  | 6,213  | 4,092  |        |        |        |       |
| Menard.....      | 14,356 | 13,120 | 13,024 | 11,735 | 9,584  | 6,349  | 4,491  |        |        |       |
| Mercer.....      | 20,945 | 18,545 | 19,502 | 18,769 | 15,042 | 5,246  | 2,852  | 26     |        |       |
| Monroe.....      | 13,847 | 12,948 | 13,682 | 12,982 | 12,832 | 7,679  | 4,451  | 2,000  | 1,516  |       |
| Montgomery.....  | 30,836 | 30,003 | 28,078 | 25,314 | 13,979 | 6,277  | 4,490  | 2,953  |        |       |
| Morgan.....      | 35,006 | 32,636 | 31,514 | 28,463 | 22,112 | 16,064 | 19,547 | 12,714 |        |       |
| Moultrie.....    | 15,224 | 14,481 | 13,689 | 10,885 | 6,385  | 3,234  |        |        |        |       |
| Ogle.....        | 20,129 | 28,710 | 29,967 | 27,492 | 22,888 | 10,020 | 3,479  |        |        |       |
| Peoria.....      | 88,608 | 70,378 | 55,355 | 47,540 | 36,601 | 17,547 | 6,153  | *      |        |       |
| Perry.....       | 19,830 | 17,529 | 16,007 | 13,723 | 9,652  | 5,278  | 3,222  | 1,215  |        |       |
| Platt.....       | 17,706 | 17,062 | 15,583 | 10,953 | 6,127  | 1,606  |        |        |        |       |
| Pike.....        | 31,595 | 31,000 | 39,751 | 30,765 | 27,249 | 15,819 | 11,728 | 2,396  |        |       |
| Pope.....        | 13,583 | 14,016 | 13,259 | 11,497 | 6,742  | 8,975  | 4,094  | 3,316  | 2,610  |       |
| Pulaski.....     | 14,554 | 11,355 | 9,507  | 8,732  | 3,943  | 2,265  |        |        |        |       |
| Putnam.....      | 4,746  | 4,790  | 6,554  | 6,290  | 6,587  | 3,924  | 2,131  | 1,310  |        |       |
| Randolph.....    | 23,001 | 25,049 | 25,600 | 20,859 | 17,205 | 11,079 | 7,944  | 4,429  | 3,492  | 7,275 |
| Richland.....    | 16,391 | 15,019 | 15,545 | 12,308 | 9,711  | 4,012  |        |        |        |       |
| Rock Island..... | 55,249 | 41,917 | 38,302 | 29,783 | 21,065 | 6,937  | 2,610  |        |        |       |
| St. Clair.....   | 86,685 | 66,571 | 61,806 | 51,068 | 37,794 | 20,180 | 13,631 | 7,078  | 5,248  | 5,007 |
| Saline.....      | 21,685 | 19,342 | 15,940 | 12,714 | 9,331  | 5,588  |        |        |        |       |
| Sangamon.....    | 71,593 | 61,195 | 62,894 | 46,352 | 32,274 | 19,228 | 14,716 | 12,960 |        |       |
| Schuyler.....    | 16,129 | 16,013 | 16,249 | 17,419 | 14,684 | 10,573 | 6,972  | *2,959 |        |       |
| Scott.....       | 10,455 | 10,304 | 10,741 | 10,590 | 9,069  | 7,914  | 6,215  |        |        |       |
| Shelby.....      | 32,126 | 31,191 | 30,270 | 25,476 | 14,613 | 7,807  | 6,659  | 2,972  |        |       |
| Stark.....       | 10,186 | 9,982  | 11,207 | 10,751 | 9,004  | 3,710  | 1,573  |        |        |       |
| Stephenson.....  | 34,933 | 31,358 | 31,963 | 30,608 | 25,112 | 11,696 | 2,900  |        |        |       |
| Tazewell.....    | 33,321 | 29,556 | 29,676 | 27,903 | 21,470 | 12,652 | 7,221  | 4,716  |        |       |
| Union.....       | 22,610 | 21,549 | 18,102 | 16,518 | 11,381 | 7,615  | 5,524  | 3,239  | 2,362  |       |
| Vermillion.....  | 65,655 | 49,905 | 41,588 | 30,388 | 19,800 | 11,492 | 9,303  | 5,896  |        |       |
| Wabash.....      | 12,583 | 11,896 | 9,935  | 8,841  | 7,313  | 4,690  | 4,240  | 2,710  |        |       |
| Warren.....      | 23,193 | 21,261 | 22,533 | 23,174 | 18,326 | 8,176  | 6,739  | 3,08   |        |       |
| Washington.....  | 19,526 | 19,262 | 21,112 | 17,568 | 13,731 | 6,953  | 4,810  | 1,675  | 1,517  |       |
| Wayne.....       | 27,626 | 23,806 | 21,291 | 19,758 | 12,223 | 6,825  | 5,133  | 2,533  | 1,114  |       |
| White.....       | 25,386 | 25,005 | 23,087 | 16,846 | 12,703 | 8,265  | 7,919  | 6,091  | 4,828  |       |
| Whiteside.....   | 34,710 | 30,854 | 30,885 | 27,573 | 18,737 | 9,821  | 2,514  |        |        |       |
| Will.....        | 74,764 | 62,007 | 53,422 | 43,013 | 29,521 | 16,703 | 10,167 |        |        |       |
| Williamson.....  | 27,796 | 22,226 | 19,324 | 17,329 | 12,205 | 7,216  | 4,457  |        |        |       |
| Winnebago.....   | 47,845 | 39,938 | 30,505 | 29,301 | 24,391 | 11,773 | 4,909  |        |        |       |
| Woodford.....    | 21,822 | 21,429 | 21,620 | 18,956 | 13,282 | 4,415  |        |        |        |       |

\*McDonough and Schuyler reported together and credited to Schuyler in 1830. Peoria and Putnam reported together and credited to Putnam in 1830.

†Madison county at one time occupied half the northern part of the state. It was greatly reduced in size between 1820 and 1830.

Of the 102 counties in the state all but six have increased in population during the decade 1890-1900, the counties showing the largest percentages of increase being Cook, 54.2 per cent; Lake, 42.3 per cent; Rock Island, 31.3 per cent; Vermilion, 31.5 per cent; St. Clair, 30.2 per cent; Boone, 29.4 per cent; Kankakee, 29.3 per cent, and Pulaski, 28.1 per cent.

The six counties showing a decrease are Brown, Greene, Jersey, Jo Daviess, Kendall and Pope.

## POPULATION OF CITIES, TOWNS AND VILLAGES.

In this table are included all of the 930 incorporated cities, towns and villages in the state in 1900.

|                   | 1900.  | 1890.  |                      | 1900. | 1890. |                   | 1900.  | 1890.  |
|-------------------|--------|--------|----------------------|-------|-------|-------------------|--------|--------|
| Abingdon c.....   | 2,022  | 1,321  | Andover t.....       | 238   | 259   | Athens c.....     | 1,535  | 944    |
| Addieville v..... | 190    | 117    | Anna c.....          | 2,618 | 2,295 | Atkinson v.....   | 762    | 534    |
| Addison v.....    | 591    | 485    | Annawan v.....       | 428   | 387   | Atlanta c.....    | 1,270  | 1,178  |
| Adeline v.....    | 216    | 256    | Antioch v.....       | 522   | 303   | Atwood v.....     | 698    | 580    |
| Albany v.....     | 629    | 611    | Apple River v.....   | 576   | 572   | Auburn v.....     | 1,281  | 874    |
| Albion v.....     | 1,162  | 937    | Arcola c.....        | 1,995 | 1,733 | Augusta v.....    | 1,149  | 1,077  |
| Aledo c.....      | 2,081  | 1,601  | Arenzville v.....    | 462   | 356   | Aurora c.....     | 24,147 | 19,688 |
| Alexis v.....     | 915    | 562    | Argenta t.....       | 525   |       | Ava v.....        | 984    | 807    |
| Algonquin v.....  | 550    |        | Arlington v.....     | 400   | 436   | Averyville v..... | 1,573  |        |
| Alhambra v.....   | 368    |        | Arlington H's v..... | 1,330 | 1,424 | Aviston v.....    | 387    | 351    |
| Alma v.....       | 418    |        | Arrowsmith v.....    | 317   |       | Avon v.....       | 809    | 692    |
| Alpha v.....      | 355    |        | Arthur v.....        | 858   | 536   | Baldwin v.....    | 381    | 298    |
| Altamont t.....   | 1,335  | 1,044  | Ashkum v.....        | 429   | 300   | Bardolph v.....   | 387    | 447    |
| Alton c.....      | 14,210 | 10,294 | Ashland t.....       | 1,201 | 1,045 | Barrington v..... | 1,162  | 848    |
| Altona t.....     | 633    | 654    | Ashley c.....        | 953   | 1,035 | Barry c.....      | 1,643  | 1,354  |
| Alto Pass v.....  | 518    | 389    | Ashmore v.....       | 476   | 446   | Bartelsv v.....   | 274    |        |
| Alvin v.....      | 368    |        | Ashton v.....        | 755   | 630   | Bartlett v.....   | 360    | 263    |
| Ambow c.....      | 1,826  | 2,257  | Assumption v.....    | 1,702 | 1,076 | Basco v.....      | 318    | 327    |
| Andalusia v.....  | 326    | 281    | Astoria t.....       | 1,684 | 1,357 | Batavia c.....    | 3,871  | 3,543  |

POPULATION STATISTICS OF ILLINOIS.

369

|                  | 1900.  | 1890   |                   | 1900.   | 1890.   |                  | 1900.  | 1890.  |
|------------------|--------|--------|-------------------|---------|---------|------------------|--------|--------|
| Batchtown v...   | 360    | .....  | Carthage t.....   | 2,104   | 1,654   | Dixon c.....     | 7,917  | 5,161  |
| Bath v.....      | 330    | 354    | Cary v.....       | 393     | .....   | Dolton v.....    | 1,229  | 1,110  |
| Bayliss v.....   | 490    | 368    | Casey c.....      | 1,500   | 844     | Dongola v.....   | 681    | 733    |
| Beardstown c...  | 4,327  | 4,226  | Caseyville v....  | 449     | .....   | Donnellson v...  | 268    | .....  |
| Beecher v.....   | 410    | 342    | Catlin v.....     | 697     | 275     | Dover v.....     | 247    | 220    |
| Beecher City v.  | 340    | .....  | Cedarville v....  | 377     | 326     | Dowder's Gr. v.  | 2,103  | 960    |
| Beechwood v....  | 854    | .....  | Central City v... | 290     | 673     | Downs v.....     | 335    | 304    |
| Bellknap v.....  | 372    | 358    | Central City v... | 615     | 304     | Duquoin c.....   | 4,353  | 4,052  |
| Belle Prairie v. | 129    | .....  | Centralia c.....  | 6,271   | 4,763   | Durand v.....    | 571    | 489    |
| Bellerive t..... | 370    | .....  | Cerro Gordo v...  | 1,003   | 939     | Dwight v.....    | 2,015  | 1,354  |
| Belleville c.... | 17,484 | 15,361 | Chadwick v.....   | 506     | .....   | Earlville c..... | 1,122  | 1,058  |
| Bellflower v.... | 356    | .....  | Champaign c....   | 9,098   | 5,839   | East Alton v.... | 454    | .....  |
| Bellmont v.....  | 624    | 487    | Chandlerville v.  | 940     | 910     | E. Carondelet v. | 222    | 404    |
| Belvidere c....  | 6,937  | 3,867  | Channahon v....   | 261     | .....   | E. Dubuque c.... | 1,146  | 1,069  |
| Bement v.....    | 1,484  | 1,129  | Channahon v....   | 514     | .....   | E. Dundee v....  | 1,417  | 1,150  |
| Benson v.....    | 367    | 333    | Charleston v....  | 5,488   | 4,135   | E. Galesburg v.  | 663    | .....  |
| Bensenville v... | 374    | 295    | Chatham v.....    | 629     | 482     | Easton v.....    | 335    | .....  |
| Benton c.....    | 138    | 144    | Chatsworth t....  | 1,038   | 827     | E. Peoria v....  | 899    | 392    |
| Benton v.....    | 1,341  | 939    | Chattanooga v...  | 555     | 616     | E. St. Louis c.  | 29,655 | 15,169 |
| Berlin v.....    | 256    | 260    | Chenoa c.....     | 1,512   | 1,226   | Eddyville v....  | 162    | 212    |
| Bethalto v.....  | 477    | 879    | Cherry Valley v   | 349     | .....   | Edgewood t....   | 412    | 255    |
| Bethany v.....   | 873    | 688    | Chester c.....    | 2,832   | 2,708   | Edinburg v....   | 1,071  | 806    |
| Biggsville v.... | 417    | 487    | Chesterfield v.   | 377     | 374     | Edison Park v.   | 344    | .....  |
| Bingham t.....   | 273    | 178    | Chicago c.....    | 1698575 | 1099550 | Edwardsville c.  | 4,157  | 3,561  |
| Bird v.....      | 335    | .....  | Chicago H'ts v.   | 5,100   | .....   | Effingham c....  | 3,774  | 3,260  |
| Bishop Hill v... | 345    | 330    | Chillicothe c.... | 1,639   | 1,632   | Elburn v.....    | 606    | 584    |
| Bishop v.....    | 395    | 887    | Chrisman c.....   | 905     | 820     | Eldara v.....    | 249    | 241    |
| Bloomington v    | 235    | 463    | Cisco v.....      | 360     | .....   | Eldorado t....   | 1,445  | .....  |
| Bloomington c.   | 23,236 | 20,483 | Cisne v.....      | 400     | .....   | Elgin c.....     | 22,433 | 17,823 |
| Blue Island v... | 6,114  | 3,329  | Cissna Park v...  | 623     | .....   | Elizabeth t....  | 659    | 495    |
| Blue Mound t...  | 7,114  | 696    | Claremont t....   | 226     | 212     | Elizabetho'n v   | 663    | 652    |
| Bluffs v.....    | 539    | 421    | Clarke City v...  | 621     | .....   | Ekkhart c.....   | 553    | 414    |
| Bolton v.....    | 479    | 464    | Clay City v....   | 907     | .....   | Elkville v....   | 465    | 145    |
| Bone Gap v.....  | 496    | .....  | Clayton v.....    | 996     | 1,033   | Hills Grove v.   | 280    | .....  |
| Bonfield v....   | 165    | 150    | Clifton v.....    | 652     | 474     | Ellisville v.... | 219    | 255    |
| Bourbonnais v.   | 595    | .....  | Clinton c.....    | 4,452   | 2,698   | Elmhurst v....   | 1,728  | 1,050  |
| Bowen v.....     | 523    | 376    | Coal City.....    | 2,607   | 1,672   | Elmwood t....    | 1,582  | 1,548  |
| Braceville v.... | 1,669  | 2,150  | Coal Valley v...  | 259     | 207     | El Paso c.....   | 1,441  | 1,353  |
| Bradford v.....  | 773    | 604    | Coatsburg v....   | 321     | 308     | Elsas v.....     | 220    | 271    |
| Bradley v.....   | 1,513  | .....  | Coeben v.....     | 1,034   | 994     | Elvaston v....   | 303    | 307    |
| Braidwood c....  | 3,279  | 4,641  | Coffeen v.....    | 963     | 518     | Elwood v.....    | 244    | 243    |
| Breese v.....    | 1,571  | 808    | Colchester c....  | 1,635   | 1,643   | Emden v.....     | 330    | .....  |
| Bridgeport t...  | 487    | 474    | Colfax v.....     | 1,153   | .....   | Emington v....   | 206    | 129    |
| Brighton v....   | 660    | 742    | Collinsville c..  | 4,021   | 3,498   | Enfield t....    | 971    | 870    |
| Brimfield t....  | 677    | 719    | Columbia t....    | 1,197   | 1,267   | Equality v....   | 893    | 622    |
| Bristol v.....   | 427    | .....  | Columbus v....    | 196     | 201     | Erie v.....      | 768    | 585    |
| Broadwell v....  | 202    | 231    | Compton v....     | 423     | 234     | Essex v.....     | 385    | 266    |
| Brocton v.....   | 613    | 292    | Cordova v....     | 414     | 443     | Eureka c.....    | 1,661  | 1,461  |
| Brooklyn v....   | 865    | 216    | Cornell v.....    | 521     | 437     | Evanston c....   | 19,259 | .....  |
| Brooklyn v....   | 1,019  | .....  | Cortland v....    | 261     | 313     | Evansville t...  | 663    | 407    |
| Brookview v....  | 422    | .....  | Coulterville t.   | 650     | 598     | Evergr'n P'k v.  | 445    | .....  |
| Broughton v....  | 327    | .....  | Cowden v.....     | 751     | 702     | Ewing v.....     | 419    | 290    |
| Browning t....   | 455    | .....  | Creal Springs c   | 940     | 539     | Exeter t.....    | 233    | 244    |
| Brown v.....     | 421    | .....  | Crescent City v   | 371     | .....   | Fairbury c....   | 2,187  | 2,324  |
| Brussels v....   | 270    | 223    | Creston v.....    | 331     | 329     | Fairfield c....  | 2,333  | 1,881  |
| Bryant v.....    | 355    | 309    | Crete v.....      | 760     | 642     | Fairmount v...   | 923    | 649    |
| Buckley v.....   | 490    | 433    | Crossville v....  | 523     | .....   | Fairview v....   | 501    | 492    |
| Buda v.....      | 873    | 990    | Crotty v.....     | 1,036   | 1,190   | Fancher v....    | 157    | .....  |
| Buffalo v.....   | 531    | .....  | Crystal Lake v.   | 950     | 781     | Farina t.....    | 693    | 618    |
| Bunker Hill c.   | 1,279  | 1,269  | Cuba c.....       | 1,198   | 1,114   | Farmer c.....    | 1,664  | 1,367  |
| Bureau v.....    | 545    | 363    | Cullom v.....     | 456     | 200     | Farmersville v.  | 315    | .....  |
| Bushnell c....   | 2,490  | 2,314  | Dahlgren v....    | 452     | 301     | Farmington c..   | 1,729  | 1,375  |
| Butler v.....    | 292    | 311    | Dakota v.....     | 269     | 283     | Fayetteville v.  | 282    | 312    |
| Byron v.....     | 1,015  | 698    | Dallas City.....  | 970     | 747     | Ferris v.....    | 269    | 305    |
| Cabery v.....    | 385    | 342    | Dalton City v..   | 383     | 334     | Fidelity t....   | 222    | .....  |
| Cable v.....     | 697    | 1,276  | Dana v.....       | 310     | 221     | Fieldon t....    | 259    | 292    |
| Cairo c.....     | 12,566 | 10,324 | Danforth v....    | 407     | .....   | Fillmore v....   | 500    | .....  |
| Cambridge v...   | 1,345  | 940    | Danvers v....     | 607     | 506     | Findlay v....    | 479    | .....  |
| Campbell Hill v  | 497    | 280    | Danville c.....   | 16,354  | 11,491  | Fisher v.....    | 614    | .....  |
| Camp Point v...  | 1,260  | 1,150  | Davis v.....      | 398     | 455     | Fithian v....    | 309    | .....  |
| Campus v.....    | 226    | .....  | Dawson, v.....    | 574     | .....   | Flanagan v....   | 509    | 384    |
| Canton c.....    | 6,564  | 5,604  | Decatur c.....    | 20,754  | 16,841  | Flat Rock v...   | 315    | 151    |
| Cantrall v....   | 396    | .....  | Deer Creek v...   | 298     | 125     | Flora c.....     | 2,311  | 1,695  |
| Capron v.....    | 502    | 436    | DeKalb c.....     | 5,904   | 2,579   | Forest City v.   | 309    | .....  |
| Carbondale c..   | 3,318  | 2,382  | De Land v.....    | 411     | .....   | Forrest t....    | 952    | 1,021  |
| Carbon Hill v.   | 1,252  | .....  | Delavan c.....    | 1,304   | 1,176   | Forrester t....  | 1,047  | 1,113  |
| Carlinville c... | 3,502  | 3,293  | DePue v.....      | 488     | 455     | Ft. Sheridan v.  | 1,575  | 451    |
| Carlyle c.....   | 1,874  | 1,784  | DeSoto v.....     | 560     | 376     | Fosterburg v...  | 130    | 110    |
| Carmi c.....     | 2,939  | 2,785  | Des Plaines v..   | 1,066   | 986     | Frankfort v....  | 250    | 431    |
| Carpenters v...  | 1,002  | 754    | Detroit t.....    | 149     | 161     | Franklin v....   | 687    | 578    |
| Carrier Mills v. | 437    | .....  | Dewitt t.....     | 253     | 265     | Franklin Gr. t.  | 631    | 736    |
| Carrollton c...  | 2,355  | 2,253  | Diamond v....     | 672     | .....   | Franklin Pk. v.  | 483    | .....  |
| Carrollville c.  | 1,749  | 969    | Dieterich v....   | 382     | .....   | Freeburg v....   | 1,214  | 848    |

| 1900.               |        | 1890.  |                       | 1900.  |        | 1890.               |        |
|---------------------|--------|--------|-----------------------|--------|--------|---------------------|--------|
| Freeport c.....     | 13,258 | 10,189 | Homewood v.....       | 352    | .....  | Lisbon v.....       | 1,900  |
| Fulton c.....       | 2,685  | 2,099  | Hoopston c.....       | 3,823  | 1,911  | Litchfield c.....   | 279    |
| Galatia v.....      | 642    | 519    | Hopedale v.....       | 600    | 471    | Little York v.....  | 5,818  |
| Galena c.....       | 5,005  | 5,635  | Hoytson v.....        | 352    | 361    | Loami v.....        | 481    |
| Galesburg c.....    | 18,607 | 15,264 | Hudson t.....         | 378    | 273    | Lockport v.....     | 2,659  |
| Galva t.....        | 2,682  | 2,409  | Huey v.....           | 267    | .....  | Loda v.....         | 668    |
| Gardner v.....      | 1,086  | 1,094  | Humboldt v.....       | 319    | 279    | Lombard v.....      | 590    |
| Geneseo c.....      | 3,356  | 3,182  | Hume v.....           | 598    | 433    | London Mills v..... | 528    |
| Geneva c.....       | 2,446  | 1,692  | Huntley v.....        | 606    | 550    | Long Point v.....   | 284    |
| Genoa v.....        | 1,140  | 634    | Hutsonville v.....    | 743    | 532    | Loralne v.....      | 349    |
| Georgetown v.....   | 988    | 662    | Illiopolis v.....     | 744    | 689    | Lostant v.....      | 480    |
| Germanatown v.....  | 1,782  | 1,173  | Ina t.....            | 317    | .....  | Louisville v.....   | 646    |
| Germantown v.....   | 655    | 537    | Indianola v.....      | 381    | 472    | Lovington v.....    | 815    |
| Gibson City.....    | 2,054  | 1,803  | Industry v.....       | 463    | 482    | Ludlow v.....       | 306    |
| Gilberts v.....     | 222    | .....  | Ipava v.....          | 749    | 667    | Lyndon v.....       | 480    |
| Gillespie v.....    | 873    | 948    | Iroquois v.....       | 427    | 393    | Lynnville v.....    | 176    |
| Gilman c.....       | 1,441  | 1,112  | Irving v.....         | 675    | 630    | Lyons v.....        | 951    |
| Gilrad c.....       | 1,661  | 1,524  | Irvington v.....      | 240    | .....  | McHenry v.....      | 1,013  |
| Gladstone v.....    | 433    | .....  | Itasca v.....         | 256    | .....  | McLean v.....       | 532    |
| Glasford v.....     | 409    | 268    | Iuka v.....           | 421    | 362    | McLeansboro c.....  | 1,758  |
| Glasgow v.....      | 235    | 187    | Ivesdale v.....       | 476    | 323    | Macedonia v.....    | 315    |
| Glencoe v.....      | 1,020  | 569    | Jacksonville c.....   | 15,078 | 12,925 | Mackinaw t.....     | 859    |
| Glen Ellyn v.....   | 793    | 473    | Jeffersonville v..... | 286    | 256    | Macomb c.....       | 5,075  |
| Godfrey v.....      | 29     | 228    | Jerseyville c.....    | 3,517  | 3,207  | Macon v.....        | 705    |
| Godley v.....       | 329    | 296    | Jewett v.....         | 322    | 335    | Madison v.....      | 1,879  |
| Goconda v.....      | 1,140  | 1,174  | Johnsonville v.....   | 268    | .....  | Magnolia v.....     | 264    |
| Golden v.....       | 516    | 466    | Johnstown c.....      | 787    | .....  | Mahomet v.....      | 515    |
| Golden Gate v.....  | 345    | .....  | Joliet c.....         | 29,353 | 23,264 | Makanda v.....      | 528    |
| Good Hope v.....    | 430    | 368    | Jonesboro c.....      | 1,130  | .....  | Malden v.....       | 309    |
| Goreville v.....    | 406    | .....  | Kampsville v.....     | 330    | 172    | Malta v.....        | 507    |
| Grafton v.....      | 988    | 927    | Kane v.....           | 588    | 551    | Manchester t.....   | 430    |
| Grainville v.....   | 290    | .....  | Kangley v.....        | 1,004  | 934    | Manhattan v.....    | 393    |
| Grand Ridge v.....  | 392    | 328    | Kankakee c.....       | 13,595 | 9,025  | Manito v.....       | 561    |
| Grand Tower c.....  | 881    | 624    | Kansas v.....         | 1,049  | 1,037  | Mansfield v.....    | 708    |
| Granite c.....      | 3,122  | .....  | Kappa v.....          | 175    | .....  | Manteno v.....      | 932    |
| Grant Park v.....   | 442    | 340    | Kaskaskia v.....      | 177    | .....  | Maple Park v.....   | 321    |
| Granville v.....    | 320    | 148    | Kelthsburg c.....     | 1,566  | 1,484  | Maquon v.....       | 475    |
| Grape Creek v.....  | 610    | 778    | Kempton v.....        | 409    | 201    | Marengo c.....      | 2,005  |
| Grayslake v.....    | 416    | .....  | Kenilworth v.....     | 336    | .....  | Marine v.....       | 666    |
| Grayville c.....    | 1,948  | 1,999  | Kenney v.....         | 584    | 497    | Marion c.....       | 2,510  |
| Greenfield c.....   | 1,085  | 1,131  | Keewanee c.....       | 8,382  | 4,569  | Marissa v.....      | 1,086  |
| Greenup v.....      | 1,085  | 853    | Keyesport v.....      | 500    | .....  | Maroa c.....        | 1,213  |
| Greenview v.....    | 1,019  | 1,106  | Kinderhook v.....     | 370    | .....  | Marselles c.....    | 2,559  |
| Greenville c.....   | 2,504  | 1,863  | Kingston v.....       | 305    | 295    | Marshall c.....     | 2,077  |
| Gridley t.....      | 716    | 474    | Kinmundy c.....       | 599    | .....  | Martinsville v..... | 1,000  |
| Griggsville c.....  | 1,404  | 1,400  | Kinsman v.....        | 1,221  | 1,045  | Martinton v.....    | 319    |
| Grossdale v.....    | 1,111  | .....  | Kirkland v.....       | 636    | 410    | Marysville v.....   | 764    |
| Gross Point v.....  | 659    | .....  | Kirkwood v.....       | 1,008  | 949    | Mascoutah c.....    | 2,171  |
| Hamburg v.....      | 308    | .....  | Kirkwood v.....       | 1,008  | 949    | Mason c.....        | 1,890  |
| Hamilton c.....     | 1,344  | 1,301  | Knoxville c.....      | 1,857  | 1,728  | Mason t.....        | 369    |
| Hamletsburg v.....  | 280    | .....  | Lacon c.....          | 1,601  | 1,649  | Mattison v.....     | 449    |
| Hammond v.....      | 481    | .....  | Ladd v.....           | 1,324  | .....  | Mattson c.....      | 9,622  |
| Hampshire v.....    | 760    | 695    | Lafayette v.....      | 283    | 250    | Maywood v.....      | 4,532  |
| Hampton v.....      | 374    | 341    | LaGrange v.....       | 3,969  | 2,314  | Mazon v.....        | 447    |
| Hanover v.....      | 785    | 743    | LaGrange Pk. v.....   | 730    | .....  | Mechanic'bg v.....  | 476    |
| Hardin v.....       | 494    | 311    | La Harpe c.....       | 1,591  | 1,113  | Medora v.....       | 449    |
| Harlem v.....       | 4,085  | .....  | Lake Bluff v.....     | 490    | .....  | Melrose Park v..... | 2,592  |
| Harrlsburg t.....   | 2,202  | 1,723  | Lake Forest c.....    | 2,215  | 1,203  | Melvin v.....       | 550    |
| Hartsburg v.....    | 269    | 269    | Lake Zurich v.....    | 215    | .....  | Mendon v.....       | 627    |
| Harvard c.....      | 2,602  | 1,967  | La Mollie v.....      | 576    | 516    | Mendota c.....      | 3,736  |
| Harvel v.....       | 357    | 246    | Lanark c.....         | 1,306  | 1,295  | Meredosia t.....    | 700    |
| Harvey c.....       | 5,395  | .....  | Lansing v.....        | 830    | .....  | Metamora v.....     | 758    |
| Havana c.....       | 3,268  | 2,525  | La Prairie v.....     | 182    | 194    | Metcalfe v.....     | 429    |
| Hebron v.....       | 611    | .....  | La Rose v.....        | 146    | .....  | Metropolis c.....   | 4,069  |
| Hecker v.....       | 200    | .....  | LaSalle c.....        | 10,446 | 9,855  | Milan t.....        | 719    |
| Henderson t.....    | 170    | 163    | Latham v.....         | 429    | 265    | Millford v.....     | 1,077  |
| Hennepin v.....     | 523    | 574    | Lawrenceville c.....  | 1,300  | 865    | Mill Creek v.....   | 273    |
| Henry c.....        | 1,637  | 1,512  | Leaf River v.....     | 507    | 339    | Millersville v..... | 633    |
| Herrick v.....      | 421    | .....  | Lebanon c.....        | 1,812  | 1,636  | Millersburg v.....  | 305    |
| Herrin c.....       | 1,659  | .....  | Lee v.....            | 287    | 264    | Millington v.....   | 286    |
| Herscher v.....     | 384    | 224    | Leland v.....         | 634    | 554    | Mill Shoals t.....  | 669    |
| Hettick v.....      | 259    | .....  | Lemont v.....         | 2,449  | 2,770  | Millstead v.....    | 1,172  |
| Heyworth v.....     | 683    | .....  | Lena t.....           | 1,252  | 1,270  | Milton v.....       | 420    |
| Highland c.....     | 1,970  | 1,857  | Lenzburg, v.....      | 343    | 266    | Mineral v.....      | 339    |
| Highland Pk. c..... | 2,806  | 2,163  | L'Erable v.....       | 135    | .....  | Minier v.....       | 746    |
| Hillsboro c.....    | 1,937  | .....  | Lerna v.....          | 396    | .....  | Minonk c.....       | 2,545  |
| Himrod v.....       | 426    | .....  | Leroy c.....          | 1,629  | 1,258  | Minooka v.....      | 424    |
| Hinckley v.....     | 587    | 495    | Lewistown c.....      | 2,504  | 2,166  | Modesto v.....      | 299    |
| Hindsboro v.....    | 343    | 288    | Lexington c.....      | 1,415  | 1,187  | Mokena v.....       | 281    |
| Hinsdale v.....     | 2,578  | 1,584  | Liberty t.....        | 499    | .....  | Moline c.....       | 17,248 |
| Hodkins v.....      | 195    | .....  | Libertyville v.....   | 864    | 550    | Momence c.....      | 2,026  |
| Holloway v.....     | 207    | .....  | Lima v.....           | 280    | 251    | Monroe v.....       | 462    |
| Homer v.....        | 1,080  | 917    | Lincoln c.....        | 8,962  | 6,725  | Monmouth c.....     | 7,460  |

POPULATION STATISTICS OF ILLINOIS.

371

|                  | 1900. | 1890. |                   | 1900.  | 1890.  |                  | 1900.  | 1890.  |
|------------------|-------|-------|-------------------|--------|--------|------------------|--------|--------|
| Montgomery v..   | 350   | 263   | Oneida c.....     | 785    | 699    | Riverton v.....  | 1,511  | 1,127  |
| Monticello c.... | 1,982 | 1,643 | Oquawka v.....    | 1,010  | .....  | Riverview v..... | 406    | .....  |
| Montrose v.....  | 300   | ..... | Orangeville v..   | 343    | 347    | Roanoke v.....   | 966    | 831    |
| Morgan Pk. v..   | 2,329 | 1,027 | Oregon c.....     | 1,577  | 1,566  | Roberts v.....   | 446    | 325    |
| Morris c.....    | 4,273 | 3,653 | Orion v.....      | 584    | 624    | Robinson c.....  | 1,683  | 1,387  |
| Morrison c.....  | 2,308 | 2,088 | Oriand Park v..   | 366    | .....  | Rochelle c.....  | 2,073  | 1,789  |
| Morrisonville v. | 934   | 844   | Oswego v.....     | 618    | 641    | Rochester v..... | 365    | .....  |
| Morton v.....    | 894   | 657   | Ottawa c.....     | 10,588 | 9,985  | Rock City v..... | 174    | 148    |
| Morton Cr've v.  | 5,795 | ..... | Otterville t..... | 208    | 173    | Rockbridge v..   | 588    | 336    |
| Mound Station t  | 2,704 | 219   | Owaneco v.....    | 255    | .....  | Rock Falls c..   | 2,176  | 1,900  |
| Mt. Auburn v..   | 173   | 222   | Palatine v.....   | 1,020  | 891    | Rockford c.....  | 31,051 | 23,584 |
| Mt. Carmel c..   | 4,311 | 3,376 | Palmette v.....   | 979    | 732    | Rock Island c.   | 19,493 | 13,634 |
| Mt. Carroll c..  | 1,965 | 1,836 | Palmyra v.....    | 813    | 505    | Rockton v.....   | 936    | 892    |
| Mt. Erie v.....  | 308   | 266   | Pana c.....       | 5,530  | 5,077  | Rockwood v.....  | 169    | .....  |
| Mt. Gree'ood v.  | 190   | ..... | Paola v.....      | 148    | 132    | Rome t.....      | 229    | 186    |
| Mt. Morris v..   | 1,048 | 895   | Papineau v.....   | 183    | 141    | Romeoville v..   | 113    | .....  |
| Mt. Olive v....  | 2,985 | 1,986 | Paris c.....      | 6,105  | 4,996  | Roodhouse c...   | 2,351  | 2,360  |
| Mt. Pulaski c..  | 1,643 | 1,357 | Parkersburg t..   | 211    | 196    | Roseville v..... | 1,014  | 788    |
| Mt. Sterling t.. | 1,960 | 1,655 | Park Ridge v..    | 1,340  | 957    | Rosiclare v....  | 278    | 274    |
| Mt. Vernon c..   | 5,216 | 3,233 | Patoka v.....     | 640    | 503    | Rossville v....  | 1,435  | 879    |
| Mt. Zion t.....  | 370   | ..... | Pawnee v.....     | 595    | .....  | Ruma v.....      | 151    | .....  |
| Moweauqua v..    | 1,478 | 848   | Pawpaw v.....     | 765    | .....  | Rushville c....  | 2,292  | 2,031  |
| Mul'ry Grove v.  | 632   | ..... | Paxton c.....     | 3,036  | 2,187  | Russellville t.. | 253    | 284    |
| Muncie v.....    | 324   | ..... | Payson v.....     | 465    | .....  | Rutland v.....   | 893    | 509    |
| Murphysboro c.   | 6,463 | 3,880 | Pearl v.....      | 722    | 928    | Sadorus v.....   | 340    | 277    |
| Murrayville v..  | 467   | 422   | Pearl City v....  | 437    | .....  | Sailor Springs v | 479    | .....  |
| Naperville c.... | 2,629 | 2,216 | Pecatonica v..    | 1,045  | 1,059  | St. Anne v.....  | 1,000  | 718    |
| Naples t.....    | 398   | 452   | Pekin c.....      | 8,420  | 6,347  | St. Augustine v. | 229    | 255    |
| Nashville c....  | 2,184 | 2,084 | Peoria c.....     | 56,100 | 41,024 | St. Charles c..  | 2,675  | 1,690  |
| Nauvoo c.....    | 1,321 | 1,208 | Peoria Hgts. v.   | 309    | .....  | St. David v....  | 481    | .....  |
| Nebo v.....      | 1,038 | 453   | Peotone v.....    | 1,003  | 717    | St. Elmo t.....  | 1,050  | 354    |
| Neoga v.....     | 1,126 | 829   | Perry c.....      | 1,600  | .....  | St. Francis. v.  | 591    | 432    |
| Neponset v....   | 516   | 542   | Perry t.....      | 642    | 705    | St. Jacob v....  | 464    | 475    |
| Newark v.....    | 410   | 390   | Peter c.....      | 6,363  | 5,550  | St. Joseph v..   | 637    | 552    |
| New Athens v..   | 356   | 624   | Petersburg v..    | 2,807  | 2,342  | St. Liberty v..  | 220    | .....  |
| New Baden v..    | 510   | ..... | Phillipstowd v.   | 100    | .....  | St. Mary v.....  | 395    | .....  |
| New Berlin v..   | 533   | 494   | Philo v.....      | 502    | 491    | Ste. Marie v.... | 406    | 313    |
| New Boston c..   | 703   | 445   | Pineknayville c.  | 2,357  | 1,298  | Salem c.....     | 1,642  | 1,493  |
| N. Burnside v..  | 468   | 596   | Piper City v..    | 577    | 460    | Saline v.....    | 151    | .....  |
| New Canton t..   | 476   | 424   | Pittsfield c....  | 2,298  | 2,295  | Sandalov v....   | 1,258  | 834    |
| N. Douglas v..   | 469   | 555   | Plainfield v..    | 920    | 852    | Sandwich c....   | 2,520  | 2,516  |
| N. Gd. Chain v.  | 451   | ..... | Plainville v....  | 296    | .....  | San Jose v.....  | 479    | 307    |
| N. Grantsbg v.   | 227   | ..... | Plano c.....      | 1,634  | 1,825  | Sato v.....      | 162    | .....  |
| New Haven v..    | 429   | 336   | Pleas'nt Hill v.  | 390    | 310    | Sauemin v....    | 350    | 366    |
| N. Holland v..   | 358   | ..... | Pleas. Plains v.  | 575    | 518    | Savanna c.....   | 3,325  | 3,097  |
| Newman c.....    | 1,166 | 990   | Plymouth v....    | 854    | 710    | Saybrook v....   | 879    | 851    |
| N. Memphis v..   | 249   | ..... | Pocahontas v..    | 482    | 372    | Scales Mound v.  | 413    | .....  |
| New Minden v.    | 226   | 217   | Polo c.....       | 1,869  | 1,728  | Sciota v.....    | 238    | 238    |
| New Salem t..    | 290   | 307   | Pontiac c.....    | 4,266  | 2,784  | Scottsville v..  | 364    | 363    |
| Newton c.....    | 1,630 | 1,423 | Pontoosuc v..     | 299    | 249    | Seals v.....     | 186    | .....  |
| New Windsor t.   | 472   | 477   | Poplar Grove v.   | 323    | 232    | Seatonville v..  | 909    | 536    |
| Niantic t.....   | 694   | 639   | Port Byron v..    | 732    | 775    | Secor v.....     | 373    | 379    |
| Niles v.....     | 514   | ..... | Prairie City v..  | 818    | 812    | Shabbona v....   | 587    | 502    |
| Niles Center v.  | 529   | ..... | P. du Rocher v.   | 347    | 408    | Shannon v....    | 678    | 591    |
| Nilwood v.....   | 1,378 | ..... | Princeton c....   | 4,023  | 3,396  | Shawneetown c.   | 1,698  | .....  |
| Noble t.....     | 597   | 424   | Princeville v..   | 735    | 641    | Sheffield v....  | 1,265  | 993    |
| Nokomis c.....   | 1,371 | 1,305 | Prophetstown t.   | 1,143  | 694    | Shelbyville c.   | 3,546  | 3,162  |
| Nora v.....      | 312   | 309   | Pulaski v.....    | 424    | .....  | Sheldon v....    | 1,103  | 910    |
| Normal t.....    | 3,795 | 3,459 | Quincy c.....     | 36,252 | 31,494 | Sheridan v....   | 485    | 425    |
| Norris City v..  | 868   | 223   | Raleigh v....     | 333    | .....  | Sherard v.....   | 828    | .....  |
| North Alton v.   | 904   | 763   | Ramsey v.....     | 747    | 598    | Shipman v....    | 335    | 410    |
| N. Chicago v..   | 1,150 | ..... | Rankin v.....     | 754    | 314    | Shumway v....    | 258    | .....  |
| N. Chillicothe t | 417   | ..... | Ransom v.....     | 339    | 338    | Sibley v.....    | 444    | 404    |
| North Peoria v.  | 2,358 | 1,086 | Rantoul v.....    | 1,207  | 1,074  | Sidell v.....    | 776    | .....  |
| North Utica v..  | 1,150 | 1,094 | Rapids City v..   | 212    | 326    | Sidney v.....    | 564    | 581    |
| Nunda v.....     | 604   | 438   | Raymond v....     | 906    | 841    | Sigel v.....     | 293    | 258    |
| Oakford v.....   | 338   | ..... | Redbud c.....     | 1,169  | 1,176  | Simpson v....    | 187    | .....  |
| Oakland c.....   | 1,198 | 995   | Reddick v....     | 261    | .....  | Smithboro v..    | 314    | 393    |
| Oakley t.....    | 99    | ..... | Redmont t.....    | 282    | 99     | Smithfield v..   | 420    | .....  |
| Oblong v.....    | 743   | 390   | Renaut v.....     | 217    | .....  | Smithton v....   | 405    | 411    |
| Oconee v.....    | 316   | 332   | Reynolds v....    | 329    | .....  | Somonauk v..     | 630    | 468    |
| Odell v.....     | 1,000 | 800   | Richmond v....    | 576    | 415    | Sorento v.....   | 1,000  | 538    |
| Odin v.....      | 1,180 | 817   | Richview v....    | 444    | 465    | S. Danville v.   | 898    | 799    |
| O'Fallon v....   | 1,267 | 865   | Ridge Farm v..    | 933    | 757    | South Elgin v.   | 515    | 505    |
| Ogden v.....     | 419   | 364   | Ridgely v.....    | 1,169  | 1,007  | South Holland v  | 766    | 1,005  |
| Ohio v.....      | 461   | 334   | Ridgway v....     | 839    | 523    | S. Wilmin'ton v  | 711    | .....  |
| Okawville v..    | 544   | 472   | Ridott v.....     | 212    | .....  | Sparland t....   | 459    | 471    |
| Old Marissa v.   | 216   | ..... | Riopley t.....    | 298    | 304    | Sparta c.....    | 2,941  | 1,979  |
| Olmdsted v....   | 268   | 203   | Riverdale v..     | 558    | .....  | Spillertown v.   | 348    | .....  |
| Olney c.....     | 4,260 | 3,831 | River Forest v.   | 1,539  | .....  | Spring Bay v..   | 128    | 147    |
| Omaha v.....     | 569   | 423   | River Grove v.    | 333    | 287    | Springerton v.   | 444    | .....  |
| Onarga v.....    | 1,270 | 994   | Riverside v....   | 1,551  | .....  | Springfield c..  | 34,159 | 24,963 |
|                  |       |       |                   |        |        | Sprg. Forest v.. | 378    | .....  |

| 1900.             |        | 1890.  |                 | 1900. |       | 1890.            |       | 1900. |  | 1890. |  |
|-------------------|--------|--------|-----------------|-------|-------|------------------|-------|-------|--|-------|--|
| Sprg. Garden t.   | 227    | 181    | Towanda v.....  | 467   | 402   | Waynesville v..  | 528   | 368   |  |       |  |
| Spring Valley c.  | 6,214  | 3,837  | Tower Hill v..  | 615   | 543   | Weldon v.....    | 536   | ..... |  |       |  |
| Stanford v.....   | 601    | 389    | Tremont t.....  | 768   | 508   | Wenona c.....    | 1,486 | 1,053 |  |       |  |
| Stanton c.....    | 2,786  | 2,209  | Trenton c.....  | 1,706 | 1,384 | W. Brooklyn v.   | 279   | ..... |  |       |  |
| Steeleville v.... | 562    | 401    | Troy c.....     | 1,080 | 826   | W. Chicago v..   | 1,877 | 1,506 |  |       |  |
| Steger v.....     | 712    | .....  | Troy Grove v..  | 316   | 283   | West Dundee v.   | 1,348 | 873   |  |       |  |
| Sterling c.....   | 6,309  | 5,821  | Tuscola c.....  | 2,569 | 1,897 | West'n Spgs. v.  | 662   | 451   |  |       |  |
| Stewardson t....  | 677    | 617    | Union v.....    | 322   | ..... | Westfield v....  | 820   | 510   |  |       |  |
| Stockton v.....   | 946    | 379    | Upper Alton c.  | 2,373 | 1,803 | W. Freeport v.   | 724   | ..... |  |       |  |
| Stonington v....  | 438    | 270    | Urbana c.....   | 5,728 | 3,511 | W. Hammond v.    | 2,935 | ..... |  |       |  |
| Strasburg v....   | 392    | 253    | Vandalla c....  | 2,665 | 2,144 | West Point v..   | 277   | ..... |  |       |  |
| Strawn v.....     | 224    | 233    | Varna v.....    | 403   | 398   | West Salem t.    | 700   | 476   |  |       |  |
| Streator c.....   | 14,079 | 11,414 | Varna v.....    | 177   | 193   | Westville v....  | 1,605 | ..... |  |       |  |
| Stronghurst v..   | 762    | .....  | Venice c.....   | 2,450 | 932   | Wheaton c.....   | 2,345 | 1,622 |  |       |  |
| Sublette v.....   | 306    | .....  | Vermilion v.... | 416   | 275   | Wheeling t....   | 206   | ..... |  |       |  |
| Sullivan c.....   | 2,399  | 1,463  | Vermont v....   | 305   | 325   | Wheeling t....   | 331   | 811   |  |       |  |
| Summerfield v..   | 360    | 557    | Versailles t... | 1,195 | 1,158 | Whitchell c...   | 2,030 | 1,961 |  |       |  |
| Summit v.....     | 547    | .....  | Victoria v....  | 524   | 517   | Williamsfield v. | 447   | ..... |  |       |  |
| Sumner c.....     | 1,268  | 1,037  | Vienna c.....   | 329   | 308   | William'ville v. | 573   | 444   |  |       |  |
| Swansea v.....    | 735    | .....  | Viola v.....    | 1,217 | 828   | Willisville v..  | 398   | ..... |  |       |  |
| Swedona v.....    | 111    | 159    | Virgen c.....   | 552   | 421   | Wilmette v....   | 2,300 | 1,458 |  |       |  |
| Swyamore c.....   | 3,653  | 2,987  | Virginia c....  | 2,280 | 1,610 | Wilmington c..   | 1,420 | 1,576 |  |       |  |
| Table Grove v..   | 376    | .....  | Waggoner v....  | 1,600 | 1,602 | Wilmington v..   | 213   | ..... |  |       |  |
| Tallula v.....    | 639    | 445    | Waldron v....   | 268   | ..... | Winchester c...  | 1,711 | 1,542 |  |       |  |
| Tamaroa v.....    | 853    | .....  | Walnut v....    | 295   | 308   | Windsor c.....   | 866   | 888   |  |       |  |
| Tampico v.....    | 807    | 429    | Walshville v..  | 791   | 605   | Winnebago v....  | 405   | 464   |  |       |  |
| Taylorville c..   | 4,248  | 3,829  | Wapella v....   | 130   | 167   | Winnetka v....   | 1,833 | 1,079 |  |       |  |
| Tennessee v....   | 327    | 313    | Warren v.....   | 442   | 371   | Winslow v....    | 405   | 332   |  |       |  |
| Teutopolis v..    | 498    | .....  | Warrensburg t.  | 1,327 | 1,172 | Wins'ney P. v.   | 1,055 | ..... |  |       |  |
| Thebes v.....     | 417    | .....  | Warsaw t.....   | 503   | ..... | Witt v.....      | 428   | ..... |  |       |  |
| Thompson v..      | 398    | 309    | Washington c.   | 2,335 | 2,721 | Woodhull v....   | 774   | 608   |  |       |  |
| Thomson v....     | 467    | 374    | Washburn v....  | 703   | 598   | Woodland v....   | 331   | ..... |  |       |  |
| Thlon v.....      | 474    | 474    | Washington c.   | 1,459 | 1,301 | Woodlawn t....   | 350   | ..... |  |       |  |
| Time v.....       | 125    | 146    | Wataga v....    | 545   | 586   | Woodson v....    | 255   | ..... |  |       |  |
| Tinley Park v..   | 300    | .....  | Waterloo c....  | 2,114 | 1,860 | Woodstock c..    | 2,502 | 1,683 |  |       |  |
| Tiskilwa v....    | 965    | 801    | Waterman v....  | 358   | 351   | Worden v.....    | 544   | 622   |  |       |  |
| Toledo t.....     | 818    | 676    | Waukegan c...   | 2,505 | 2,017 | Wyandot v....    | 902   | 670   |  |       |  |
| Tolono v.....     | 845    | 902    | Watson v....    | 341   | 326   | Wyoming c....    | 1,277 | 1,116 |  |       |  |
| Toluca c.....     | 2,629  | .....  | Wauconda v..    | 397   | 368   | Xenia v.....     | 800   | 878   |  |       |  |
| Tonica v.....     | 497    | 473    | Waukegan c...   | 9,426 | 4,915 | Yates City v..   | 650   | 687   |  |       |  |
| Topeka v.....     | 180    | 141    | Waverly c....   | 1,573 | 1,337 | York v.....      | 353   | 234   |  |       |  |
| Toulon t.....     | 1,057  | 945    | Wayne City v..  | 522   | ..... | Yorkville v....  | 413   | 375   |  |       |  |

## ILLINOIS SENATORIAL APPORTIONMENT.

Approved May 10, 1901.

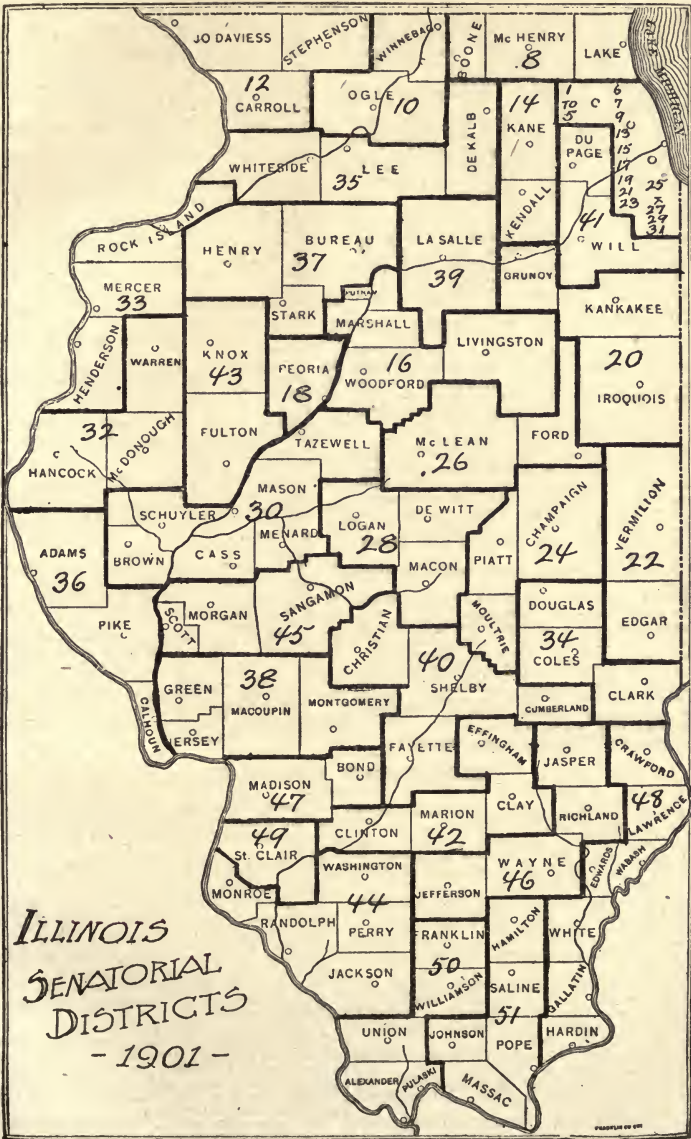
Dist.

1. First and 2d wards, Chicago.
2. That part of the 11th ward north of 16th street; that part of the 12th ward north of 16th street and east of California avenue, and the 20th ward, Chicago.
3. Third ward; that part of the 4th ward east of Halsted street; that part of the 5th ward bounded by Union avenue, 35th street, Parnell avenue and 33d street; that part of the 6th ward north of 43d street, Chicago.
4. Twenty-ninth and 30th wards and that part of the 31st ward north of 57th place and east of the Rock Island right of way, Chicago.
5. Sixth ward, except that part north of 43d street, and that part of the 7th ward south of 63d street and east of Cottage Grove avenue, Chicago.
6. Twenty-fourth ward; that part of the 25th ward north of Devon avenue; that part of the 23d ward west of Halsted street, and the 26th ward, Chicago; also that part of the town of Evanston outside Chicago and those parts of the towns of New Trier and Niles within the city of Evanston, Cook county.
7. Towns of Thornton, Bloom, Rich, Bremen, Orland, Lemont, Palos, Worth, Lyons, Stickney, Proviso, Leyden, Elk Grove, Schaumburg, Hanover, Barrington, Palatine, Wheeling, Northfield;

Dist.

- that part of Niles outside the city of Chicago and outside the city of Evanston; that part of New Trier outside the city of Evanston, and those parts of the towns of Norwood Park and Maine outside of Chicago, all in Cook county.
8. Lake, Henry and Boone counties.
  9. That part of the 4th ward west of Halsted street; the 5th ward, except that part bounded by Union avenue, 35th street, Parnell avenue and 33d street; that part of the 12th ward south and east of 16th street, California avenue, the C., B. & Q. right of way, Clifton Park avenue, 24th street, Central Park avenue, to the Illinois and Michigan canal, Chicago.
  10. Ogle and Winnebago counties.
  11. Thirty-first ward, except that part north of 57th place and east of the Rock Island right of way, and the 32d ward, Chicago.
  12. Stephenson, Jo Davies and Carroll counties.
  13. That part of the 7th ward south of 63d street and east of Cottage Grove avenue; the 8th and 33d wards, Chicago, and that part of the town of Calumet outside of the city of Chicago.
  14. Kane and Kendall counties.
  15. Ninth ward, except that part north and west of 14th street, Johnson street and





ILLINOIS  
 SENATORIAL  
 DISTRICTS  
 - 1901 -

*Dist.*

- Maxwell street; 10th ward, except that part north and west of 16th street, Throop street, 14th street and Morgan street, and that part of the 11th ward south of 16th street, Chicago.
16. Marshall, Putnam, Livingston and Woodford counties.
17. That part of the 9th ward north and west of 14th street, Johnson street and Maxwell street; that part of the 10th ward north and west of 16th street, Throop street, 14th and Morgan streets, and the 19th ward, Chicago.
18. Peoria county.
19. That part of the 12th ward north and west of California avenue, C., B. & Q. right of way and Clifton Park avenue; 13th and 34th wards, Chicago; that part of the town of Cicero south of 12th street, and the town of Riverside, Cook county.
20. Kankakee, Grundy and Iroquois counties.
21. Fourteenth ward; that part of the 17th ward south of Augusta street, Holt street, Cornell street, Milwaukee avenue and Green street; that part of the 35th ward south of Chicago avenue, Park avenue and Lake street, Chicago.
22. Vermilion and Edgar counties.
23. Fifteenth ward; that part of the 16th ward bounded by North avenue, Robey street, Division street and Ashland avenue; that part of the 35th ward north of Chicago avenue, Park avenue and Lake street, Chicago, and that part of the town of Cicero north of 12th street, in Cook county.
24. Champaign, Piatt and Moultrie counties.
25. Twenty-seventh and 28th wards, Chicago.
26. McLean and Ford counties.
27. Sixteenth ward, except that part bounded by North avenue, Robey street, Division street and Ashland avenue; that part of the 17th ward bounded by Ashland avenue, Augusta street, Holt street, Cornell street, Milwaukee avenue, Green street, Kinzie street, river and Division street; 18th ward, Chicago.
28. Logan, DeWitt and Macon counties.

*Dist.*

29. Twenty-first ward, except that part north of Goethe, State and Schiller streets; 22d ward, except that part west of Halsted street, and except that part north and west of Sedgwick, Sigel, Cleveland, Clybourn, Larrabee and Division streets, Chicago.
30. Tazewell, Mason, Menard, Cass, Brown and Schuyler counties.
31. That part of the 21st ward north of Goethe, State and Schiller streets; that part of the 22d ward west of Halsted street, and that part of the 22d ward east of Halsted street and north of Division, Larrabee, Clybourn, Cleveland and Sigel streets; that part of the 23d ward east of Halsted street, and that part of the 25th ward south of Devon avenue, Chicago.
32. McDonough, Hancock and Warren counties.
33. Rock Island, Mercer and Henderson counties.
34. Douglas, Coles and Clark counties.
35. Whiteside, Lee and DeKalb counties.
36. Scott, Calhoun, Pike and Adams counties.
37. Henry, Bureau and Stark counties.
38. Greene, Montgomery, Jersey and Macoupin counties.
39. LaSalle county.
40. Christian, Shelby, Fayette and Cumberland counties.
41. DuPage and Will counties.
42. Clinton, Marion, Clay and Effingham counties.
43. Knox and Fulton counties.
44. Washington, Randolph, Perry, Monroe and Jackson counties.
45. Morgan and Sangamon counties.
46. Jefferson, Wayne, Richland and Jasper counties.
47. Madison and Bond counties.
48. Hardin, Gallatin, White, Edwards, Wabash, Lawrence and Crawford counties.
49. St. Clair county.
50. Franklin, Williamson, Union, Alexander and Pulaski counties.
51. Hamilton, Saline, Pope, Johnson and Massac counties.

## ILLINOIS STATE LEGISLATION.

Synopsis of the more important laws enacted at the session of 1901:

Garnishment law amended so as to exempt \$15 a week of the wages of heads of families. Only wages in excess of that sum may be garnished.

State board of arbitration given authority to inquire, on its own motion, into labor disputes which directly affect the public.

Kidnaping for the purpose of extorting money made a capital crime, punishable by death.

Juvenile courts given jurisdiction of delinquent or uncared-for children under the age of 8 years, with power to designate homes and hospitals for them. Provision made for state home.

The addition of two colored battalions to the national guard authorized.

State auditor authorized to supervise the accounts of all public officers. All accounts to be uniform.

City election law amended by requiring lodging-house keepers to file lists of lodgers, etc., four weeks prior to elections.

Primary election law amended by limiting the number of voters in each precinct to 800 and keeping the polls open from noon to 7 p. m.

Lodging houses in cities of more than 100,000 inhabitants placed under the supervision of the state board of health.

Corporation authorities and park commissioners empowered to raise funds and condemn land for small parks or pleasure grounds. (Bond issues of \$1,000,000 each for the west and south sides and \$500,000 for the north side in Chicago authorized.)

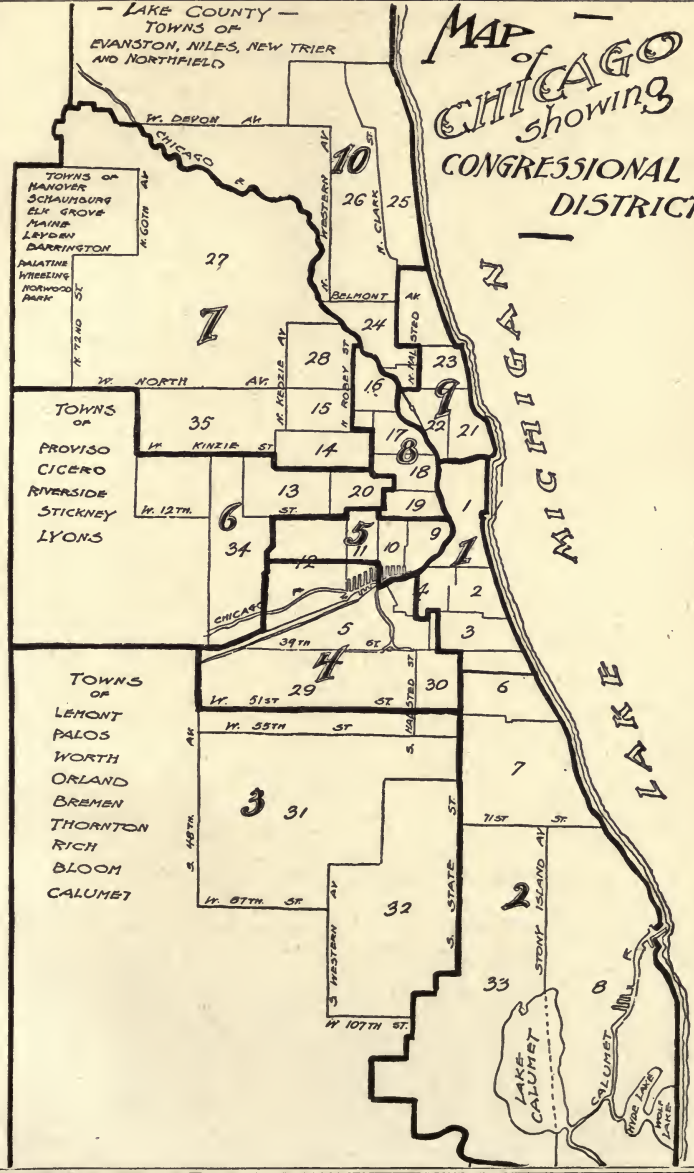
The sum of \$250,000 voted for the state's representation in the Louisiana Purchase exposition to be held in St. Louis.

Hazing made a misdemeanor.

Consolidation of the township governments in Chicago provided for. The township power is vested in the city council, the city clerk is ex officio town clerk and assessor and the city treasurer is ex officio collector and supervisor.

The aggregate of all taxes in any district or municipality limited to 5 per cent of the assessed valuation of property.

MAP of CHICAGO showing CONGRESSIONAL DISTRICTS



PRESIDENTIAL VOTE OF ILLINOIS.

Republican and democratic pluralities in 1896 and 1900.

|            | 1896.  |       | 1900.  |       |             | 1896.   |        | 1900.   |        |
|------------|--------|-------|--------|-------|-------------|---------|--------|---------|--------|
|            | Rep.   | Dem.  | Rep.   | Dem.  |             | Rep.    | Dem.   | Rep.    | Dem.   |
| Adams      | 438    |       |        | 797   | Livingston  | 1,391   |        | 1,781   |        |
| Alexander  | 1,011  |       | 1,030  |       | Logan       | 46      |        |         | 171    |
| Bond       | 305    |       | 472    |       | Macon       | 1,470   |        |         | 1,212  |
| Boone      | 2,458  |       | 2,455  |       | Macoupin    |         | 598    |         | 658    |
| Brown      |        | 1,036 |        | 980   | Madison     | 1,108   |        | 1,353   |        |
| Bureau     | 1,543  |       | 1,955  |       | Marion      |         | 955    |         | 707    |
| Calhoun    |        | 367   |        | 302   | Marshall    | 331     |        | 302     |        |
| Carroll    | 1,841  |       | 2,159  |       | Mason       |         | 305    |         | 481    |
| Cass       |        | 516   |        | 780   | Massac      | 1,177   |        | 1,261   |        |
| Champaign  | 2,141  |       | 1,645  |       | McDonough   | 358     |        | 632     |        |
| Christian  |        | 776   |        | 833   | McHenry     | 3,137   |        | 3,158   |        |
| Clark      |        | 211   |        | 80    | McLean      | 3,644   |        | 2,874   |        |
| Clay       |        | 111   |        | 61    | Menard      |         | 370    |         | 446    |
| Clinton    |        | 707   |        | 673   | Mercer      | 796     |        | 1,194   |        |
| Coles      | 571    |       | 785    |       | Monroe      |         | 205    |         | 222    |
| Cook       | 69,913 |       | 17,567 |       | Montgomery  |         | 482    |         | 495    |
| Crawford   |        | 167   |        | 2     | Morgan      | 4       |        | 20      |        |
| Cumberland |        | 241   |        | 123   | Moultrie    |         | 362    |         | 247    |
| DeKalb     | 3,730  |       | 4,042  |       | Ogle        | 3,076   |        | 3,084   |        |
| DeWitt     | 222    |       | 333    |       | Peoria      | 1,444   |        | 1,267   |        |
| Douglas    | 531    |       | 627    |       | Perry       |         | 24     | 15      |        |
| DuPage     | 2,541  |       | 1,922  |       | Platt       | 628     |        | 743     |        |
| Edgar      | 96     |       |        | 17    | Pope        |         | 2,204  |         | 1,670  |
| Edwards    | 724    |       | 754    |       | Pulaski     | 783     |        | 909     |        |
| Effingham  |        | 1,058 |        | 1,126 | Putnam      | 329     |        | 962     |        |
| Fayette    |        | 847   |        | 503   | Randolph    | 228     |        | 288     |        |
| Ford       | 1,328  |       | 1,467  |       | Rockland    |         | 50     |         | 233    |
| Franklin   |        | 189   |        | 109   | Rock Island | 2,665   |        | 3,513   |        |
| Fulton     | 231    |       | 368    |       | Saline      | 313     |        | 309     |        |
| Gallatin   |        | 594   |        | 572   | Sangamon    | 432     |        | 270     |        |
| Greene     |        | 1,612 |        | 1,654 | Schuyler    |         | 477    |         | 376    |
| Grundy     | 1,190  |       | 2,048  |       | Scott       |         | 337    |         | 381    |
| Hamilton   |        | 639   |        | 556   | Shelby      |         | 1,627  |         | 1,149  |
| Hancock    |        | 325   |        | 750   | Stark       | 616     |        | 726     |        |
| Hardin     |        | 119   |        | 86    | St. Clair   | 627     |        |         | 63     |
| Henderson  |        | 799   |        | 796   | Stephenson  | 955     |        | 694     |        |
| Henry      | 3,209  |       | 4,083  |       | Tazewell    |         | 33     |         | 91     |
| Iroquois   | 1,676  |       | 1,507  |       | Union       |         | 1,147  |         | 1,205  |
| Jackson    | 260    |       | 331    |       | Vermillion  | 3,030   |        | 3,705   |        |
| Jasper     |        |       |        | 668   | Wabash      |         | 415    |         | 417    |
| Jefferson  |        | 958   |        | 527   | Warren      | 792     |        | 1,117   |        |
| Jersey     |        | 732   |        | 649   | Washington  | 372     |        | 270     |        |
| Jo Daviess | 1,211  |       | 901    |       | Wayne       |         | 188    |         | 55     |
| Johnson    | 604    |       | 669    |       | White       |         | 638    |         | 512    |
| Kane       | 7,294  |       | 6,772  |       | Whiteside   | 2,800   |        | 2,905   |        |
| Kankakee   | 3,114  |       | 3,124  |       | Will        | 2,392   |        | 3,401   |        |
| Kendall    | 1,356  |       | 1,408  |       | Williamson  | 454     |        | 963     |        |
| Knox       | 4,217  |       | 4,511  |       | Winnebago   | 5,804   |        | 5,605   |        |
| Lake       | 3,271  |       | 2,901  |       | Woodford    |         |        |         | 143    |
| LaSalle    | 3,460  |       | 3,110  |       | Total       | 165,446 | 22,839 | 116,685 | 21,761 |
| Lawrence   | 27     |       | 60     |       | Plurality   | 142,607 |        | 94,924  |        |
| Lee        | 2,332  |       | 2,292  |       |             |         |        |         |        |

NEW CONGRESSIONAL DISTRICTS IN ILLINOIS.

(Vote based upon that of the old districts in November, 1900.)

| District. | Rep.   | Dem.   | Others. | District. | Rep.   | Dem.   | Others. |
|-----------|--------|--------|---------|-----------|--------|--------|---------|
| 1.....    | 25,362 | 19,239 | 614     | 14.....   | 24,823 | 18,519 | 837     |
| 2.....    | 26,035 | 14,363 | 1,251   | 15.....   | 30,620 | 22,922 | 865     |
| 3.....    | 20,470 | 14,969 | 1,059   | 16.....   | 24,181 | 20,853 | 1,032   |
| 4.....    | 10,993 | 21,382 | 746     | 17.....   | 23,769 | 18,446 | 1,541   |
| 5.....    | 12,794 | 18,787 | 1,050   | 18.....   | 29,235 | 21,360 | 1,243   |
| 6.....    | 22,726 | 16,436 | 921     | 19.....   | 30,427 | 26,810 | 1,097   |
| 7.....    | 25,557 | 19,560 | 1,698   | 20.....   | 19,441 | 26,924 | 645     |
| 8.....    | 17,459 | 28,119 | 1,174   | 21.....   | 21,041 | 24,302 | 978     |
| 9.....    | 23,673 | 18,135 | 888     | 22.....   | 23,915 | 21,925 | 639     |
| 10.....   | 21,643 | 14,743 | 936     | 23.....   | 21,904 | 28,229 | 866     |
| 11.....   | 30,740 | 16,043 | 677     | 24.....   | 21,720 | 20,107 | 572     |
| 12.....   | 34,571 | 17,361 | 1,400   | 25.....   | 21,753 | 19,933 | 585     |
| 13.....   | 27,074 | 15,211 | 1,033   |           |        |        |         |

Note—First ten districts are in Cook county.

## County of Cook.

## COOK COUNTY OFFICIALS.

(Hours 9 a. m. to 5 p. m.)

## BOARD OF COMMISSIONERS.

206 courthouse.

President—John J. Hanberg, R., 205 courthouse.

Clerk of County Board—Philip Knopf, R., first floor, north end, courthouse.

Commissioners—Edwin K. Walker, R.; Herman Ahrens, R.; Henry J. Beer, R.; William Busse, R.; Joseph Carolan, R.; James Daley, D.; Joseph E. Flanagan, D.; Peter M. Hoffman, R.; Michael Irmann, D.; Rollin B. Organ, D.; Maurice Rosenfeld, R.; Jacob B. Thielen, D.; Alfred Van Steenberg, R.; John J. Hanberg, R.

Committees—Public service: Edwin K. Walker, chairman, and all commissioners. Finance: Rosenfeld, chairman; Carolan, Beer, Walker, Hoffman, Organ, Daley. Roads and bridges: Van Steenberg, chairman; Carolan, Busse. County hospital: Ahrens, chairman; Beer, Thielen, Hoffman, Rosenfeld. Outdoor relief: Rosenfeld, chairman; Beer, Ahrens, Van Steenberg, Flanagan. Courthouse: Hoffman, chairman; Carolan, Irmann, Beer, Busse, Jail and Chiminal court building: Carolan, chairman; Ahrens, Busse, Rosenfeld, Daley. Coroner and morgue: Thielen, chairman; Ahrens, Carolan. Building: Hoffman, chairman; Rosenfeld, Busse, Flanagan, Thielen. Education: Organ, chairman; Hoffman, Van Steenberg. Stationery and printing: Beer, chairman; Carolan. City relations: Daley, chairman; Beer, Carolan. Judiciary: Van Steenberg, chairman; Hoffman, Flanagan. Industrial schools: Irmann, chairman; Busse, Ahrens, Van Steenberg, Organ. Railroads: Organ, chairman; Hoffman, Flanagan.

Committee Clerk—O. W. Nash, 202 courthouse.

Meetings—The regular meetings of the board of commissioners are held on the first Monday of December, January, February, March, June and September of each year.

Duties—The commissioners are charged with the management of the county affairs of Cook county, as provided by law, having the same powers as the boards of supervisors in other counties. They make all appropriations and contracts and authorize all expenditures. The president appoints, with the approval of the board, the superintendent of public service and other officers and employes whose election or appointment is not otherwise provided for by law.

## COUNTY CLERK'S OFFICE.

Courthouse, first floor, north end.

County Clerk—Philip Knopf, R.

Deputies—Frank L. Pasdeloup, chief deputy; James L. Monaghan, deputy comptroller; J. W. Hertz, chief clerk County court; Morris Salmonson, marriage licenses; Dr. I. M. Neely, vital statistics; H. R. Zimpel, redemptions; Niels Juul, cashier; Frank McNally, bookkeeper; A. S. Cameron, tax extension.

Duties—The county clerk is clerk of the county board and ex officio comptroller of county financial affairs. As such he has charge of all deeds, mortgages, contracts, bonds, notes and similar papers belonging

to the county, settles all accounts, keeps books showing appropriations and expenditures, makes out report for fiscal year and submits estimates for the expenses of all the departments of the county organization.

## COUNTY TREASURER'S OFFICE.

Courthouse, first floor, south end.

County Treasurer—Samuel B. Raymond, R.

Assistant Treasurer—Charles W. Andrews. Duties—The county treasurer receives and disburses, pursuant to law, all the revenues and other public moneys belonging to the county. He personally countersigns county orders and renders accounts to the board of commissioners.

## COMPTROLLER'S OFFICE.

Room 210 courthouse.

Comptroller—Philip Knopf, R.

Deputy Comptroller—J. L. Monaghan, R.

Office, room 208 courthouse.

Duties—See County Clerk.

## SUPERINTENDENT OF PUBLIC SERVICE.

205 courthouse.

Superintendent of Public Service—William McLaren, R.

Duties—Purchases all supplies for the county institutions, advertising for bids at specified times and entering into yearly or quarterly contracts and making tests from time to time of the articles furnished to determine if they are up to contract requirements.

## RECORDER'S OFFICE.

Courthouse, basement floor, south end.

Recorder of Deeds—Robert M. Simon, R.

Chief Deputy—Walter V. Hayt.

Duties—The recorder shall, as soon as practicable after the filing of any instrument in writing in his office entitled to be recorded, record the same at length in the order of time of its reception, in well-bound books to be provided for that purpose.

## REGISTRAR OF TITLES.

Room 320 courthouse.

Registrar—Robert M. Simon, R.

Examiner—Theodore Sheldon.

Advisory Examiners—Francis B. Peabody and John S. Miller.

Duties—The Torrens system of conveying property, which went into effect May 1, 1897, and which is intended to simplify the transfer of titles, requires the recorder to act as registrar. He is empowered to employ two or more competent attorneys to act as legal advisers and as examiners.

## CIVIL-SERVICE COMMISSION.

Room 200 courthouse.

Commissioners—Isaac Herr, R., chairman;

Elton Lower, R.; Charles Gastfield, D., secretary.

Duties—The commissioners examine applicants for positions in the county service. Before an examination is held fourteen days' notice is given by advertisement. The rules are practically the same as those governing other bodies of the kind.

**JURY COMMISSION.**

Second floor, 51 Clark street.

Commissioners—E. D. Redington, W. C. Walsh and F. E. Spooner.  
Clerk—Roswell H. Mason.

Duties—The commissioners are required to prepare a list of electors qualified to act as jurors, to select names from such list and place them in a jury box and a grand jury box, and to draw therefrom the number of jurors needed at each term of court.

**BOARD OF ASSESSORS.**

80 5th avenue.

Members of the Board—Adam Wolf, R., president; William H. Weber, R., secretary; Charles L. Randall, R.; A. W. Miller, R., and James J. Gray, D.  
Chief Clerk—William Kingsley.

Duties—Fix the amount of taxes to be paid on all real and personal property according to the rate required by law.

**BOARD OF REVIEW.**

76 5th avenue, third floor.

Members of the Board—Roy O. West, R., president; Fred W. Upham, R., secretary; F. D. Meacham, R.  
Chief Clerk—Homer K. Galpin.

Duties—The board of review takes the place of the old town board in revising and correcting the findings of the assessors and in hearing and adjusting complaints of property owners. The decisions of the board of review are final.

**COUNTY INSTITUTIONS.**

Dunning.

Superintendent—A. N. Lange, R.  
Duties—Has the general management of the insane asylum and the poorhouse.

**COUNTY HOSPITAL.**

Harrison and Honore streets.

Warden—Daniel D. Healy, R.  
Duties—Exercises general supervision over the county hospital.

**COUNTY SURVEYOR.**

Courthouse, first floor.

County Surveyor—J. G. Graff.  
Duties—The surveyor is required to make all official surveys in the county. (Paid in fees.)

**COUNTY ARCHITECT.**

Dexter building, 84 Adams street.

County Architect—Bruce Watson, R.  
Duties—The county architect makes designs for new buildings, alterations in old ones, etc., as required by the county board. (Paid in fees.)

**SUPERINTENDENT OF SCHOOLS.**

907 The Temple.

Superintendent—Orville T. Bright, R.  
Duties—He is required to visit each school in his district at least once a year, to see that the teachers are qualified for the performance of their duties and to do all in his power to increase the efficiency and elevate the standards of the schools.

**COUNTY PHYSICIAN.**

Office in detention hospital.

County Physician—Dr. Warren H. Hunter.  
Duties—The county physician resides at the detention hospital and gives medical attention to the patients in that institution. He also has a general oversight of the sanitary regulations in the county jail and gives medical and surgical attention to the prisoners confined there.

**COUNTY AGENT'S OFFICE.**

128 and 130 Clinton street.

County Agent—George S. Olson, R.  
Assistant Agent—Charles F. Pasdeloup.  
Duties—The county agent grants relief to persons who are actually in want, provided they have been residents of Cook county six months. He investigates applications for transportation and for admission to the county institutions.

**CORONER'S OFFICE.**

Criminal court building.

Coroner—John E. Traeger, D.  
Chief Deputy—Thomas F. Gahan.  
Deputies—Felix Sentz, L. K. Buckley, John Czekala, W. A. Flanagan, J. Feidstein, J. Downey, J. Hyland, M. J. Lusk.  
Physicians—Dr. George Leininger and Dr. Joseph Springer.  
Chief Clerk—Charles T. Rucker.

Duties—The coroner is required to take charge of bodies of all persons in the county supposed to have come to their deaths through other than natural causes, to summon a jury of six men and to inquire into the cause of death. If any person is implicated by the inquest as the slayer of the deceased, or as an accessory, the coroner shall cause his arrest if not already in custody.

**SHERIFF'S OFFICE.**

Courthouse, basement floor, north end.

Sheriff—Ernest J. Magerstadt, R.  
Assistant Sheriff—W. C. Lawson.  
Chief Deputy—Charles W. Peters.  
Jailer—John L. Whitman.  
Duties—The sheriff serves and returns all writs, warrants, processes, orders and decrees legally directed to him. He is the conservator of peace in his county and may arrest offenders on view. He is the keeper of the jail and has the custody of prisoners. It is also his duty to attend the courts of record of the county and obey their orders.

**STATE'S ATTORNEY'S OFFICE.**

Criminal court building, second floor.

State's Attorney—Charles S. Deneen, R.  
Assistants—Harry Olson, Albert C. Barnes, Howard O. Spragle, Grove E. Walter, Frank Crowe, Frank W. Blair, Fred L. Fake, Jr., Ferdinand L. Barnett, John H. S. Lee, John R. Newcomer, Harry F. Atwood and T. J. Healy.

Duties—The state's attorney begins and prosecutes all actions, civil and criminal, in any court of record in the county in which the people of the state or county may be interested, prosecutes forfeited bonds and actions for the recovery of debts due the state or county, and acts as adviser to county officers and justices of the peace upon any questions of law relating to criminal or other matters.

**COUNTY ATTORNEY'S OFFICE.**

Room 310 courthouse.

County Attorney—Edwin W. Sims, R.  
Assistant County Attorneys—F. L. Shepard, C. J. Jones, L. B. Anderson, William F. Struckmann.

Duties—The county attorney is the legal adviser of the county board and has charge of all suits at law or in equity for or against the county.

**CUSTODIANS.**

Custodian Courthouse—James Kadza, R.  
Office in room 218.  
Custodian Criminal Court Building—Frank Simon, R. Office on fourth floor.

## SALARIES OF COOK COUNTY EMPLOYES.

(Monthly except where otherwise specified.)

|  |            |  |                                    |   |  |
|--|------------|--|------------------------------------|---|--|
| <b>SHERIFF'S OFFICE.</b>   |            | 2 night watchmen, ea   | \$65.00                            | 4 other record writ-  |  |
| Sheriff, per year.....   | \$6,000.00 | 1 messenger.....   | 60.00                              | 8 law minute clerks,  | \$125.00                                     |
| 1 chief deputy.....  | 270.00     | 10 cash clerks, each   |                                    | each.....   | 110.00                                       |
| 1 assistant sheriff.....   | 270.00     | (4 months).....  | 45.00                              | 5 general clerks, ea.   | 100.00                                       |
| 1 jailer.....  | 200.00     | Extra men, per day,  |                                    | 11 other clerks, each.  | 83.33  |
| 2 inspectors, each.....  | 200.00     | \$3 to.....  | 4.00                               |   |  |
| 28 deputies, each.....   | 166.66     | <b>COUNTY CLERK'S OF-</b>  |                                    |   |  |
| 3 clerks, each.....  | 150.00     | <b>FICE.</b>   |                                    |   |  |
| 2 ass't jailers, each.   | 125.00     | County clerk, per yr.  | \$2,000.00                         | Clerk of the Probate  |  |
| 3 clerks, each.....  | 125.00     | 1 chief deputy.....  | 225.00                             | court, per year.....  | \$5,000.00                                   |
| 96 balliffs, each.....   | 105.00     | 1 cashier.....   | 208.33                             | 3 assistants to judge,  |  |
| 1 stenographer.....  | 100.00     | 1 deputy, tax exten-   | 208.33                             | each.....   | 208.33                                       |
| 3 clerks, each.....  | 100.00     | sion.....  | 208.33                             | 1 chief clerk.....  | 208.33                                       |
| 42 jail guards, each.  | 83.33      | 1 bookkeeper.....  | 166.66                             | 1 cashier.....  | 150.00                                       |
| 2 clerks, each.....  | 83.33      | 1 deputy, marriage   |                                    | 6 record writers, ea.   | 150.00                                       |
| Other employes holding   |            | license.....   | 150.00                             | 2 entry and process   |  |
| minor positions in the sheriff's   |            | 1 deputy, redemption   |                                    | clerks, each.....   | 150.00                                       |
| office get from \$40 to \$75 each  |            | department.....  | 150.00                             | 1 general clerk.....  | 133.33                                       |
| per month. The sheriff is al-<br>lowed \$3,000 for attorneys' fees,<br>to be paid out of the receipts of his office. |            | 1 mail clerk.....  | 150.00                             | 1 docket clerk.....   | 125.00                                       |
|  |            | 1 assistant, tax ex...<br>1 map clerk.....   | 150.00<br>137.50                   | 1 citation clerk.....<br>1 transcript clerk....<br>1 comparer.....  | 116.66<br>116.66<br>116.66                   |
|  |            | 8 assistant deputies,<br>clerks, etc., each.   | 125.00                             | 1 ass't docket clerk...<br>16 clerks, each.....<br>1 stenographer.....<br>6 clerks, each.....<br>8 clerks, each.....  | 110.00<br>100.00<br>100.00<br>91.66<br>83.33 |
|  |            | 3 ass't map clerks,<br>each.....   | 100.00                             |   |  |
| <b>COURTHOUSE CUSTODI-<br/>AN'S OFFICE.</b>  |            | 1 stenographer.....  | 100.00                             | <b>CORONER'S OFFICE.</b>  |  |
| 1 custodian.....   | \$150.00   | 1 vault clerk.....   | 75.00                              | Coroner, per year.....  | \$5,000.00                                   |
| 1 chief engineer.....  | 150.00     | 1 watchman.....  | 70.00                              | 1 chief deputy.....   | 208.33                                       |
| 1 plumber.....   | 104.00     | 1 watchman.....  | 60.00                              | 1 deputy & physician  | 208.33                                       |
| 1 steamfitter.....   | 104.00     | 100 extra men, each,<br>per day, \$3 to.....   | 70.00<br>4.00                      | 9 deputy coroners, ea.  | 125.00                                       |
| 1 clerk.....   | 100.00     |  |                                    | 1 ass't physician.....  | 100.00                                       |
| 1 head janitress.....  | 83.33      | <b>CLERK OF COUNTY</b>   |                                    |   | 100.00                                       |
| 8 elevator men, each.  | 75.00      | <b>COURT.</b>  |                                    |   | 100.00                                       |
| 3 ass't engineers, each  | 75.00      | Clerk of County  |                                    | 1 clerk at morgue....   | 75.00  |
| 12 watchmen, each.....   | 70.00      | court, per year.....   | \$3,000.00                         | 1 morguekeeper.....   | 50.00  |
| 15 janitors, each.....   | 60.00      | 1 chief clerk.....   | 208.33                             | 1 ass't morguekeeper..  | 30.00  |
| 6 firemen, each.....   | 60.00      | 1 clerk, assistant to  |                                    | Coroner allowed \$1,000 out<br>of fees for incidental ex-<br>penses.  |  |
| 1 pumpman.....   | 60.00      | County judge.....  | 208.33                             |   |  |
| 1 coalpasser.....  | 60.00      | 1 cashier.....   | 166.66                             | <b>RECORDER'S OFFICE.</b>   |  |
| 1 ass't steamfitter.....   | 65.00      | 1 process clerk.....   | 150.00                             | Recorder, per year.....   | \$6,000.00                                   |
| 20 Janitresses, each..   | 45.00      | 1 record writer.....   | 150.00                             | 1 chief deputy.....   | 208.33                                       |
|  |            | 1 ass't chief clerk...<br>3 clerks, each.....<br>2 minute clerks, each<br>7 extra men, each, per<br>day, \$3 to..... | 137.50<br>125.00<br>117.50<br>4.00 | 1 b'keeper & cashier<br>1 sup't folio dep't...<br>1 receiving clerk....<br>1 superintendent ab-<br>stract department..  | 200.00<br>150.00<br>137.50<br>137.50         |
| <b>CRIMINAL COURT BUILD-<br/>ING EMPLOYES.</b>   |            | <b>CIRCUIT COURT.</b>  |                                    |   |  |
| 1 custodian.....   | \$500.00   | Clerk of the Circuit   |                                    | 1 assistant superin-<br>tendent folio dep't.  | 125.00                                       |
| 1 chief engineer.....  | 150.00     | court, per year.....   | \$5,000.00                         | 1 chief comparer....  | 125.00                                       |
| 1 plumber.....   | 104.00     | 1 chief clerk.....   | 208.33                             | 1 original entry clerk  | 125.00                                       |
| 2 carpenters, each....   | 83.40      | 1 b'keeper & cashier   | 200.00                             | 2 index clerks, each.   | 125.00                                       |
| 4 elevator men, each.  | 75.00      | 2 execut'n clerks, ea.   | 150.00                             | 1 abstract maker.....   | 125.00                                       |
| 3 ass't engineers, each  | 75.00      | 3 law record writers,<br>each.....   | 150.00                             | 1 draughtsman.....  | 116.66                                       |
| 1 pumpman.....   | 75.00      | 4 chancery record  |                                    | 1 sup't tax indices...<br>2 clerks, each.....<br>14 clerks, each.....<br>2 distributing clerks,<br>each.....  | 110.00<br>110.00<br>100.00<br>91.66          |
| 8 watchmen, each.....  | 70.00      | writers, each.....   | 150.00                             | 3 book and paging<br>clerks, each.....  | 91.66  |
| 12 janitors, each.....   | 60.00      | 1 judgment record  |                                    | 4 assistant tract in-<br>dex posters, each..  | 91.66  |
| 7 firemen, each.....   | 60.00      | writer.....  | 137.50                             | 2 index clerks, each.   | 91.66  |
| 14 janitresses, each..   | 45.00      | 5 record writers and<br>clerks, each.....  | 125.00                             | 3 transcribers, each.   | 91.66  |
|  |            | 8 minute clerks, each  | 110.00                             | 1 ass't abstract mkr.<br>1 ass't jdgmt. clerk..   | 91.66<br>83.33                               |
| <b>COUNTY TREASURER'S<br/>OFFICE.</b>  |            | 4 clerks, each.....  | 100.00                             | 18 comparers, each...<br>2 book clerks, each...<br>2 vault clerks, each...<br>1 abstract comparer...<br>4 scrubwomen, each.<br>Folio writers, 4½c<br>per folio..... | 83.33<br>83.33<br>83.33<br>50.00<br>45.00    |
| County treas., per yr.   | \$4,000.00 | 13 office clerks, each.  | 83.33                              |   |  |
| 1 ass't treasurer.....   | 300.00     | 1 vault clerk.....   | 75.00                              | <b>CRIMINAL COURT.</b>  |  |
| 1 bookkeeper.....  | 270.00     | Extra help, per day..  | 4.00                               | Clerk of the Criminal   |  |
| 1 chief clerk.....   | 225.00     |  |                                    | court, per year.....  | \$5,000.00                                   |
| 1 general clerk.....   | 208.33     | <b>SUPERIOR COURT.</b>   |                                    |   |  |
| 1 cashier.....   | 200.00     | Clerk of Superior  |                                    | 1 chief clerk.....  | 208.33                                       |
| 1 rec'ing teller, chief  | 200.00     | court, per year.....   | \$5,000.00                         | 1 bookkeeper and<br>cashier.....  | 200.00                                       |
| 1 ass't chief clerk....  | 166.66     | 1 chief clerk.....   | 208.33                             | 2 execution clerks, ea  | 150.00                                       |
| 1 clerk personal prop.   | 166.66     | 1 bookkeeper.....  | 200.00                             | 3 law record writ-<br>ers, each.....  | 150.00                                       |
| 1 assistant cashier....  | 150.00     | 2 chancery minute  |                                    | 2 chancery minute<br>writers, each.....   | 150.00                                       |
| 2 ass't b'keeper's, ea.  | 150.00     | writer.....  | 137.50                             | 1 judgment record<br>writer.....  | 137.50                                       |
| 2 receiving tellers, ea.   | 150.00     | 5 record writers and<br>clerks, each.....  | 125.00                             |   |  |
| 3 receiving tellers,<br>each (4 mos.).....   | 150.00     | 8 minute clerks, each  | 110.00                             |   |  |
| 2 clerks, each.....  | 137.50     | 4 clerks, each.....  | 100.00                             |   |  |
| 4 ass't chief clerks,<br>each (4 mos.).....  | 135.00     | 13 office clerks, each.  | 83.33                              |   |  |
| 1 draughtsman.....   | 125.00     | 1 vault clerk.....   | 75.00                              |   |  |
| 1 mail clerk.....  | 125.00     | Extra help, per day..  | 4.00                               |   |  |
| 3 clerks, each.....  | 120.00     |  |                                    |   |  |
| 34 clerks, each (4<br>months).....   | 115.00     |  |                                    |   |  |
| 1 ass't draughtsman..  | 100.00     |  |                                    |   |  |
| 2 day watchmen, ea.  | 75.00      |  |                                    |   |  |

|   |          |
|---|----------|
| 1 ass't chief clerk...                  | \$166.66 |
| 2 record writers, each                  | 150.00   |
| 1 record writer.....                    | 137.50   |
| 1 ass't record writer..                 | 125.00   |
| 1 fee clerk.....                        | 125.00   |
| 2 execution clerks, ea                  | 125.00   |
| 1 platter clerk.....                    | 125.00   |
| 1 record writer.....                    | 125.00   |
| 5 court clerks, each..                  | 110.00   |
| 1 docket clerk.....                     | 110.00   |
| 7 office clerks, each..                 | 100.00   |
| 1 bond clerk.....                       | 100.00   |
| 1 indictment clerk....                  | 95.83    |
| 1 venire clerk.....                     | 95.83    |
| 4 general clerks, ea.                   | 87.50    |
| 2 vault clerks, each..                  | 33.33    |
| 1 messenger and steno-<br>grapher ..... | 83.33    |

**COUNTY BOARD.**

|   |            |
|---|------------|
| President of county<br>board, per year..... | \$5,400.00 |
| 14 commissioners,<br>each, per year.....    | 3,600.00   |
| 1 committee clerk....                       | 208.33     |
| 1 electrician.....                          | 125.00     |
| 1 clerk.....                                | 100.00     |
| 2 telephone operators,<br>each .....        | 40.00      |

**CLERK COUNTY BOARD.**

|  |            |
|--|------------|
| Clerk of county board<br>and deputy com-<br>ptroller, per year.... | \$3,600.00 |
| 1 chief clerk.....   | 225.00     |
| 1 minute clerk.....  | 208.33     |
| 1 bill clerk.....  | 166.66     |
| 1 ass't bookkeeper....   | 150.00     |
| 1 cashier.....   | 125.00     |
| 1 clerk.....   | 125.00     |
| 1 janitress.....   | 45.00      |

**SUPERINTENDENT OF  
PUBLIC SERVICE.**

|   |            |
|---|------------|
| Sup't of public serv-<br>ice, per year..... | \$4,500.00 |
| 1 chief clerk.....                          | 166.66     |
| 1 auditor.....                              | 150.00     |
| 1 secretary.....                            | 150.00     |
| 2 clerks, each.....                         | 125.00     |
| 1 clerk.....                                | 110.00     |
| 1 stenographer.....                         | 100.00     |
| 1 clerk.....                                | 83.33      |

**BOARD OF REVIEW.**

|  |            |
|--|------------|
| 3 members b'd of re-<br>view, each, per yr.... | \$6,300.00 |
| 1 chief clerk.....                             | 300.00     |
| 1 chief deputy clerk..                         | 208.33     |
| 2 deputy clerks, each.                         | 166.66     |
| 1 stenographer.....                            | 100.00     |
| 1 janitor.....                                 | 60.00      |

**BOARD OF ASSESSORS.**

|   |            |
|---|------------|
| 5 assessors, each, per<br>year.....       | \$4,500.00 |
| 1 chief clerk.....                        | 300.00     |
| 1 attorney.....                           | 250.00     |
| 1 ass't chief clerk....                   | 208.33     |
| 5 expert real estate<br>clerks, each..... | 166.66     |
| 5 draughtsmen, each.                      | 100.00     |
| 2 stenographers, ea..                     | 100.00     |
| 4 map clerks, each..                      | 100.00     |
| 1 vault clerk.....                        | 83.33      |
| 3 messengers, each..                      | 75.00      |
| 7 watchmen and jani-<br>tors, each.....   | 60.00      |
| Extra help not to<br>\$4 a day each.....  | be exceed  |

**TORRENS DEPARTMENT.**

|                       |          |
|-----------------------|----------|
| 1 examiner (attorney) | \$250.00 |
| 1 chief deputy.....   | 125.00   |
| 1 register clerk..... | 125.00   |
| 1 chairman.....       | 125.00   |
| 1 tract index clerk.. | 108.33   |
| 1 tax clerk.....      | 108.33   |

**STATE'S ATTORNEY'S  
OFFICE.**

|                                     |            |
|-------------------------------------|------------|
| State's attorney, per<br>year ..... | \$5,940.00 |
| 2 assistants, each....              | 300.00     |
| 3 assistants, each....              | 225.00     |
| 3 assistants, each....              | 200.00     |
| 3 assistants, each....              | 150.00     |

**COUNTY ATTORNEY'S  
OFFICE.**

|                                    |            |
|------------------------------------|------------|
| County attorney, per<br>year ..... | \$3,600.00 |
| 1 assistant.....                   | 208.33     |
| 3 assistants, each....             | 200.00     |
| 1 stenographer.....                | 75.00      |

**COUNTY SUPERINTEND-  
ENT OF SCHOOLS.**

|                        |          |
|------------------------|----------|
| County sup't.....      | \$166.66 |
| 2 ass't sup'ts, each.. | 75.00    |

**JURY COMMISSIONERS.**

|                       |          |
|-----------------------|----------|
| 3 commissioners, ea.. | \$125.00 |
| 1 chief clerk.....    | 125.00   |
| 8 clerks, each.....   | 75.00    |
| 2 clerks, each.....   | 50.00    |
| 1 typewriter.....     | 50.00    |

**COUNTY HOSPITAL.**

|  |            |
|--|------------|
| Warden, per year....                   | \$3,240.00 |
| County physician, per<br>year .....    | 2,000.00   |
| 1 assistant warden..                   | 125.00     |
| 1 chief engineer.....                  | 125.00     |
| 1 steamfitter.....                     | 104.00     |
| 1 plumber.....                         | 104.00     |
| 1 bookkeeper.....                      | 100.00     |
| 4 carpenters, each..                   | 88.40      |
| 1 foreman painter....                  | 83.33      |
| 4 painters, each....                   | 83.20      |
| 1 mattressmaker.....                   | 83.20      |
| 1 medical registrar..                  | 75.00      |
| 1 storekeeper.....                     | 75.00      |
| 1 head cook.....                       | 70.00      |
| 1 ass't plumber.....                   | 65.00      |
| 1 ass't steamfitter....                | 65.00      |
| 1 clerk detention hos-<br>pital .....  | 60.00      |
| 1 custodian.....                       | 60.00      |
| 1 assistant druggist..                 | 60.00      |
| 3 ass't engineers, ea.                 | 60.00      |
| 3 electric engineers,<br>each .....    | 60.00      |
| 1 head gardener....                    | 55.00      |
| 3 receiving clerks, ea                 | 50.00      |
| 1 night supervisor....                 | 50.00      |
| 1 weigher.....                         | 50.00      |
| 1 baker.....                           | 50.00      |
| 1 butcher.....                         | 45.00      |
| 1 laundryman.....                      | 45.00      |
| 1 stenographer.....                    | 40.00      |
| 1 assistant baker....                  | 40.00      |
| 3 firemen, each....                    | 40.00      |
| 3 firemen, 6 months,<br>each .....     | 40.00      |
| 2 housekeepers, each.                  | 40.00      |
| 1 druggist's helper..                  | 30.00      |
| 2 custodians, each..                   | 30.00      |
| 1 bath'm clerk, male                   | 30.00      |
| 45 laborers, ea. \$20 to               | 30.00      |
| 3 ass't cooks, each..                  | 30.00      |
| 1 cook, night.....                     | 30.00      |
| 15 attendants, each..                  | 25.00      |
| 2 nurses, each.....                    | 25.00      |
| 1 bathroom clerk, fe-<br>male .....    | 25.00      |
| 2 ass't cooks, each..                  | 25.00      |
| 1 head seamstress....                  | 25.00      |
| 1 head laundress....                   | 25.00      |
| 1 ass't seamstress....                 | 22.50      |
| 2 messengers, each..                   | 20.00      |
| 2 ass't cooks, each..                  | 20.00      |
| 4 assistant laundry-<br>men, each..... | 20.00      |

|                        |         |
|------------------------|---------|
| 11 elevator men, each  | \$20.00 |
| 84 domestics, each.... | 13.00   |

**INSTITUTIONS AT  
DUNNING.**

|  |            |
|--|------------|
| General superintend-<br>ent, per year..... | \$3,240.00 |
| 1 ass't sup't.....                         | 125.00     |
| 1 chief engineer.....                      | 125.00     |
| 4 physicians, each..                       | 110.00     |
| 2 steamfitters, each..                     | 104.00     |
| 2 plumbers, each....                       | 104.00     |
| 1 mason and plasterer                      | 104.00     |
| 1 bookkeeper.....                          | 91.66      |
| 2 carpenters, each..                       | 85.33      |
| 1 foreman painter....                      | 83.33      |
| 2 painters, each....                       | 83.20      |
| 1 druggist.....                            | 75.00      |
| 1 clerk, each.....                         | 75.00      |
| 2 head cook.....                           | 70.00      |
| 1 sewer man.....                           | 65.00      |
| 1 supervisor insane<br>asylum .....        | 65.00      |
| 2 assistants, each..                       | 65.00      |
| 2 assistants, each..                       | 65.00      |
| 1 farmer.....                              | 65.00      |
| 3 physicians, each..                       | 60.00      |
| 1 assistant druggist..                     | 60.00      |
| 1 supervisor poor-<br>house .....          | 60.00      |
| 6 ass't engineers, ea.                     | 60.00      |
| 1 gardener.....                            | 60.00      |
| 1 electrician.....                         | 60.00      |
| 2 cooks, each.....                         | 55.00      |
| 1 ass't storekeeper..                      | 50.00      |
| 1 head nurse.....                          | 50.00      |
| 1 butcher.....                             | 50.00      |
| 1 night supervisor                         | 50.00      |
| insane asylum.....                         | 50.00      |
| 2 cooks, each.....                         | 50.00      |
| 2 bakers, each.....                        | 50.00      |
| 2 laundries, each..                        | 45.00      |
| 1 ass't supervisor....                     | 45.00      |
| 1 supervisor (female)                      | 45.00      |
| insane asylum.....                         | 45.00      |
| 1 stenographer.....                        | 40.00      |
| 1 teacher, kinder-<br>garten .....         | 40.00      |
| 1 assistant supervisor<br>(female) .....   | 40.00      |
| 1 supervisor (female)                      | 40.00      |
| poorhouse .....                            | 40.00      |
| 6 firemen, each....                        | 40.00      |
| 3 firemen, for five<br>months, each.....   | 40.00      |
| 2 tinmiths, each....                       | 40.00      |
| 2 housekeepers, each.                      | 40.00      |
| 2 bakers, each.....                        | 40.00      |
| 2 shoe repairers, ea.                      | 40.00      |
| 15 attendants, each.                       | 35.00      |
| 8 trained nurses, ea.                      | 35.00      |
| 1 stenographer.....                        | 35.00      |
| 1 furniture repairer..                     | 35.00      |
| 2 helpers storekeep-<br>er, each.....      | 30.00      |
| 90 attendants, each..                      | 30.00      |
| \$13 to.....                               | 30.00      |
| 1 ass't housekeeper..                      | 30.00      |
| 2 tailors, each.....                       | 30.00      |
| 2 seamstresses, each.                      | 30.00      |
| 1 undertaker.....                          | 30.00      |
| 5 nurses, each.....                        | 25.00      |
| 4 telephone messen-<br>gers, each.....     | 20.00      |
| 17 nurses, each.....                       | 20.00      |
| 55 laborers, etc., ea.                     | 20.00      |

**COUNTY AGENT'S OF-  
FICE.**

|                         |            |
|-------------------------|------------|
| County agent, per yr.   | \$2,500.00 |
| 1 ass't county agent..  | 150.00     |
| 1 clerk, branch office. | 125.00     |
| 1 secretary.....        | 100.00     |
| 1 bookkeeper.....       | 100.00     |
| 1 output man.....       | 100.00     |



|   |          |   |                                      |
|---|----------|---|--------------------------------------|
| 1 physician.....                        | \$100.00 | ELECTION COMMISSION-                            | CIVIL-SERVICE COMMISSION.            |
| 1 night watchman....                    | 45.00    | ERS.  |                                      |
| 10 physicians, each....                 | 45.00    | 1 chief clerk, per yr. \$4,000.00               | 3 civil-service commissioners, each, |
| Visitors and clerks, each, per day..... | 3.00     | 3 election commissioners, ea., per yr. 2,500.00 | per year.....\$1,500.00              |

LOCATION OF COUNTY BUILDINGS.

Courthouse—Clark, between Washington and Randolph streets; south side.  
 Criminal Court Building and Jail—Michigan street and Dearborn avenue; north side.  
 County Hospital—Harrison and Honore streets; west side.  
 County Morgue—Wood and Polk streets; west side.

Detention Hospital—Wood and Polk streets; west side.  
 County Agent—128 and 130 South Clinton street; west side.  
 County Institutions—At Dunning, reached by the Chicago, Milwaukee & St. Paul railway and by Milwaukee avenue cable cars and other surface lines connecting with the electric line on Irving Park boulevard.

COOK COUNTY JUDICIARY.

FIRST DISTRICT APPELLATE COURT.  
 Ashland block, 7th floor.

Judges—Francis Adams, chief justice, D.; Thomas G. Windes, D., and Nathaniel C. Sears, R.  
 Branch Court Judges—Henry M. Shepard, D., and Henry V. Freeman, R.  
 Clerk—T. N. Jamieson, R.

Jurisdiction—The Appellate court has jurisdiction of all matters of appeal or writs of error from the Superior, Circuit and County courts, and from city courts, except in criminal cases and those affecting a franchise or freehold or the validity of a statute. Decisions in cases involving less than \$1,000 are final.  
 Terms of Court—First Tuesdays in March and October of each year.

SUPERIOR COURT.  
 Courthouse.

Judges—Joseph E. Gary, chief justice, R., term expires 1906; Henry M. Shepard, D., 1902; Theodore Brentano, R., June, 1903; Henry V. Freeman, R., 1904; Arthur H. Chetlain, R., 1904; Jonas Hutchinson, D., 1904; Marcus Kavanagh, R., 1906; Axel Chytraus, R., 1904; Philip Stein, R., 1904; Jesse Holdom, R., 1904; Nathaniel C. Sears, R., 1906; Farlin Q. Ball, R., 1906.  
 Clerk—John A. Linn, R.; room 222 courthouse.

Jurisdiction—The Superior court has concurrent jurisdiction with the Circuit court in all cases of law and equity and in appeals from inferior courts.

Terms of Court—Begin on the first Monday of every month.

CIRCUIT COURT.  
 Courthouse.

(Terms of judges all expire in June, 1903.)  
 Judges—Murray F. Tuley, chief justice, D.; Thomas G. Windes, D.; Edmund W. Burke, R.; R. S. Tuthill, R.; O. H. Horton, R.; Frank Baker, D.; Arba N. Waterman, R.; Francis Adams, D.; Richard W. Clifford, D.; Edward F. Dunne, D.; John Gibbons, R.; Abner Smith, R.; Charles G. Neely, R.

Clerk—John A. Cooke, R. Courthouse, room 225.

Jurisdiction—Same as that of the Superior court.

Terms of Court—Begin on the third Monday of every month.

COUNTY COURT.  
 Room 317 courthouse.

Judge—Orrin N. Carter, R. Term expires in December, 1902.

Clerk—Philip Knopf, R.

Jurisdiction—The County court has concurrent jurisdiction with the Circuit court of all cases, not criminal, of which justices of the peace have jurisdiction where the value of the property in question does not exceed \$1,000; of cases of voluntary assignment, of the commitment of the insane and the care of their property, etc.  
 Terms of Court—Begin on the second Monday of every month.

CRIMINAL COURT.

Criminal court building, Michigan street and Dearborn avenue.

Judges—The judges of the Superior and Circuit courts of Cook county alternate in presiding over the Criminal court.

Clerk—P. J. Cahill, R. Office in Criminal court building.

Jurisdiction—The Criminal court of Cook county has original jurisdiction of all criminal offenses except such as is conferred upon justices of the peace, and appellate jurisdiction from justices of the peace.

Terms of Court—Begin on the first Monday of every month.

PROBATE COURT.

Criminal court building, sixth floor.

Judge—Charles S. Cutting, R. Term expires in 1906.

Assistants—Neil J. Shannon, Isadore H. Himes and John D. Casey.

Clerk—James Reddick, R. Office on fourth floor of the courthouse.

Public Administrator—Patrick H. O'Donnell. Office 507 The Temple.

Jurisdiction—The Probate court has original jurisdiction in all matters of probate, the settlement of estates of deceased persons, the appointment of guardians and conservators and settlement of their accounts, and in all matters relating to apprentices, and in cases of sales of real estate of deceased persons for the payment of debts.

Terms of Court—Begin the third Monday of every month.

SALARIES OF JUDGES.

The judges in all the courts of record in Cook county are paid \$7,000 each a year. By an act approved May 10, 1901, the Superior and Circuit court judges in Cook county to be elected hereafter are to receive \$10,000 a year each. The next state's attorney is to receive \$10,000 a year.

## City of Chicago.

## CHICAGO CITY OFFICIALS.

Heads of departments, assistants, chief clerks and other employes. Their offices unless otherwise specified are open from 9 a. m. to 5 p. m.

## MAYOR'S OFFICE.

Room 204 City Hall. Hours 10:30 a. m. to 4:30 p. m.

Mayor—Carter H. Harrison, D.

Private Secretary—Edward M. Lahiff, D.

Duties—The mayor presides over meetings of the city council, approves or vetoes the acts of that body, appoints all non-elective

city officials, sees that all the laws and ordinances are faithfully executed, issues and revokes licenses and exercises a general supervision over all the various subordinate departments of the city government.

## BOARD OF ALDERMEN.

Total membership, 70. Republicans, 38; democrats, 29; independents, 3.

- |   |   |   |
|---|---|---|
| 1. John J. Coughlin, Dem.<br>Michael Kenna, D.                            | 13. Charles H. Gary, R.<br>John E. Scully, R.     | 24. William Eisfeldt, R.<br>William H. Ehemann, D.  |
| 2. Charles Ailing, Rep.<br>Thomas J. Dixon, R.<br>William H. Thompson, R. | 14. William T. Maypole, D.<br>Frank T. Fowler, R. | 25. Alfred D. Williston, R.<br>Winfield P. Dunn, R. |
| 3. William S. Jackson, R.<br>Milton J. Foreman, R.                        | 15. Albert W. Belfuss, R.<br>Joseph Strauss, D.   | 26. William C. Kuester, R.<br>Freeman K. Blake, R.  |
| 4. William E. Kent, D.<br>Frank Doubek, R.                                | 16. Stanley H. Kunz, D.<br>George Leininger, D.   | 27. Henry Wulff, Ind.<br>Albert F. Keeney, R.       |
| 5. Charles Martin, D.<br>Edward R. Litzinger, R.                          | 17. Frank Oberndorf, R.<br>John F. Smulski, R.    | 28. Walter J. Raymer, R.<br>Francis D. Connery, D.  |
| 6. William Mavor, R.<br>Linn H. Young, R.                                 | 18. Michael C. Conlon, D.<br>John J. Brennan, D.  | 29. Thomas Carey, D.<br>Frederick A. Hart, D.       |
| 7. F. I. Bennett, R.  | 19. John Powers, D.<br>James T. Roach, Ind.       | 30. Charles J. Boyd, D.<br>Michael McInerney, D.    |
| 8. John H. Jones, R.<br>P. H. Moynihan, R.                                | 20. Nicholas R. Finn, D.<br>J. C. Patterson, R.   | 31. Wm. M. Butterworth, R.<br>Joseph Badenoch, R.   |
| 9. Henry L. Fick, D.<br>Nathan T. Brenner, R.                             | 21. Julius Goldzier, D.<br>John Minwegen, D.      | 32. Henry F. Eldmann, R.<br>Charles Corkery, R.     |
| 10. Edward J. Novak, D.<br>Joseph Sindelar, R.                            | 22. Albert J. Olson, R.<br>John H. Sullivan, D.   | 33. Charles Decker, R.<br>Nicholas Hackley, R.      |
| 11. Charles J. Byrne, D.<br>Edward F. Cullerton, D.                       | 23. Ernst F. Herrmann, Ind.<br>Charles Werno, D.  | 34. Manning T. Hackley, R.<br>Charles H. Rector, R. |
| 12. William F. Brennan, D.<br>Michael Zimmer, D.                          |   | 35. Thomas M. Hunter, R.<br>Frank L. Race, R.       |

## COUNCIL COMMITTEES, 1901-1902.

- |   |   |
|---|---|
| Finance—Mavor, Jackson, Bennett, Maypole, Belfuss, Finn, Goldzier, Blake, Raymer, Carey, Boyd, Eldmann, Rector.                                   | Rules—Badenoch, Mavor, Conlon, Foreman, Cullerton, Leininger, Roach, Jackson, Novak, Oberndorf, Butterworth, Doubek, Litzinger.   |
| Judiciary—Werno, Ailing, Foreman, Dixon, Young, Jones, Novak, Brennan (12th), Finn, Minwegen, Goldzier, Herrmann, Blake.                          | Streets and Alleys South—Jackson, Bennett, Badenoch, Kent, Coughlin, Dixon, Litzinger, Young, Jones, Carey, Boyd, Butterworth, Corkery.                                   |
| Local Transportation—Bennett, Goldzier, Jackson, Foreman, Herrmann, Mavor, Brennan (12th), Connery, Minwegen; secretary, George C. Sikes.         | Streets and Alleys West—Fowler, Belfuss, Patterson, Raymer, Fick, Sindelar, Byrne, Brennan (12th), Gary, Kunz, Oberndorf, Brennan (18th), Roach, Keeney, Hackley, Hunter. |
| Schools—Herrmann, Fowler, Corkery, Byrne, Race, Belfuss, Patterson, Sullivan, Hart, Kuester, Minwegen, Zimmer, Palmer.                            | Streets and Alleys North—Minwegen, Williston, Sullivan, Herrmann, Eisfeldt, Kuester.  |
| Track Elevation—Goldzier, Jackson, Maypole, Carey, Belfuss, Patterson, Badenoch, Kunz, Palmer.  | Wharfing Privileges—Patterson, Eldmann, Sindelar, Brenner, Leininger, Powers, Wulff, Mavor, Young, Ailing, Palmer, Rector, Race.  |
| Railroads—Foreman, Herrmann, Rector, Eldmann, Maypole, Smulski, Minwegen, Raymer, Williston, Hart, Blake, Gary, Boyd.                             | Civil Service—Byrne, Moynihan, Hart, Strauss, Oberndorf, Powers, Sullivan, Wulff, Finn, Belfuss, Ailing, Hunter, Foreman.   |
| Gas, Oil and Electric Light—Ailing, Smulski, Badenoch, Decker, Werno, Palmer, Connery, Young, Thompson, Byrne, Ehemann, Race, Dunn.               | Harbors, Viaducts and Bridges—Thompson, Fowler, Eldmann, Ehemann, Cullerton, Oberndorf, Brennan (18th), Roach, Minwegen, McInerney, Litzinger, Dunn, Scully.              |
| Health Department—Brennan (12th), Butterworth, Kunz, Sullivan, Eisfeldt, Kuester, Leininger, Keeney, Connery, Williston, Corkery, Young, Hackley. | Special Assessments—Williston, Eldmann, Bennett, Werno, Finn, Patterson, Foreman, Goldzier, Doubek, Fowler, Martin, Brenner, Strauss.                                     |
| License—Hunter, Moynihan, Scully, Dunn, Roach, Smulski, Palmer, Keeney, Thompson, Sullivan, Zimmer, Maypole, Leininger.                           | Street Nomenclature—Gary, Jackson, Sindelar, Cullerton, Brennan (12th), Strauss,  |
| Elections—Goldzier, Smulski, Decker, Zimmer, Gary, Werno, Finn, Brennan (12th), Belfuss, Blake, Raymer, Maypole, Palmer.                          |   |

Connery, Oberndorf, Ehemann, Bennett, Boyd, Brenner, Carey.

Police—Rector, Carey, Thompson, Ailing, Kuester, Badenoch, Brennan (18th), Zim-mer, Boyd, Kenna, Butterworth, Decker, Moynihan.

Fire Department—Hart, Scully, Goldzier, Mavor, Dunn, Doubek, Young, Novak, Dixon, Race, Kent, Flick, Conlon.

Markets—Zimmer, Dunn, Litzinger, Novak, Kunz, Brennan (12th), Scully, Olson, Conlon, Connery, Roach, Corkery, Kent.

Printing—Race, Hart, Maypole, Fowler, Williston, Jackson, Raymer, Rector, Kenna, Flick, McInerney, Olson, Brenner.

City Hall—Keeney, Dixon, Powers, Wulff, Olson, Coughlin, Elsfeldt, Martin, McInerney, Jones, Patterson, Litzinger, Blake.

Police Stations and Bridewell—Flick, Brennan (18th), Kenna, Kunz, Moynihan, Wulff, Decker, Kent, Strauss, Byrne, Hackley, Ehemann, Jones.

Wharves and Public Grounds—Jones, Coughlin, Sindelar, Powers, Kenna, Brennan (18th), McInerney, Elsfeldt, Gary, Mavor, Bennett, Martin, Butterworth.

Water Department—Corkery, Novak, Ehemann, Cullerton, Coughlin, Doubek, Hackley, Thompson, Conlon, Powers, Badenoch, Leininger, Decker.

Street and Alley Opening—Connery, Strauss, Martin, Doubek, Butterworth, McInerney, Olson, Werno, Novak, Hunter, Kuester, Moynihan, Hackley.

Small-Parks Commission—Jackson, Herrmann, Novak, Rector, Ailing, Martin, Brennan (18th), Kent and Byrne, together with these citizens: Dr. J. B. Murphy, George E. Adams, Dwight H. Perkins, Frederick Greeley, Oscar F. Mayer, Charles L. Hutchinson, Prof. Graham Taylor, O. C. Simonds, Prof. Charles Zueblin; secretary, Arthur W. O'Neill.

Meetings—Regular meetings of the council are held every Monday evening at 7:30 o'clock.

Duties—In a general way the duty of the board of aldermen is to enact ordinances for the government of the city, levy and collect taxes, make appropriations, regulate licenses, etc. The matters coming under the jurisdiction of the council are indicated by the names of the committees given above.

#### CITY CLERK'S OFFICE.

101 and 103 City Hall.

City Clerk—William Loeffler, D.

Chief Clerk to City Clerk—Edward Ehrhorn, R.

Duties—The city clerk keeps the corporate seal and all papers belonging to the city. He attends the meetings of the council and keeps a record of the proceedings. All city licenses are issued through his office.

#### CITY TREASURER'S OFFICE.

106 City Hall.

City Treasurer—Charles F. Gunther, D.

Assistant—Frederick W. Gookin.

Duties—The treasurer receives all moneys belonging to the corporation, deposits the funds in bank, keeps separate accounts of each fund or appropriation, pays warrants, receives fines and renders monthly accounts of the condition of the treasury to the council.

#### CITY COMPTROLLER'S OFFICE.

304 City Hall.

Comptroller—Lawrence E. McGann, D.

Deputy Comptroller—E. Allen Frost, D.

Chief Clerk—James G. Hubbell.

Duties—The comptroller is at the head of the department of finance, of which the treasurer and collector are also members. He is charged with a general supervision over all the officers of the city who take in or pay out city money. He is the fiscal agent of the city, and as such has charge of deeds, mortgages, contracts, etc. He audits and settles claims, keeps a record of persons committed to the house of correction, with fines, etc.; keeps books relating to appropriations, makes the annual estimates, signs warrants upon the city treasury, etc.

#### CITY COLLECTOR'S OFFICE.

102 City Hall.

City Collector—Frank X. Brandecker, D.

Deputy City Collector—J. F. McCarthy.

Chief Clerk—John B. Wilkins.

Duties—The city collector executes all special assessments and other warrants, receives money for licenses, pays over to the city treasurer all moneys collected by him, takes receipts therefor and files them with the comptroller.

#### PAYMASTER'S DEPARTMENT.

City Hall.

City Paymaster—Harry L. Bird.

Assistant Paymaster—William W. Bell.

Duties—The city paymaster has immediate charge of paying the salaries of city employes, including school teachers and library employes.

#### CORPORATION COUNSEL'S OFFICE.

303 City Hall.

Corporation Counsel—Charles M. Walker, D.

First Assistant Corporation Counsel—Roswell B. Mason.

Assistants—William H. Arthur, Granville W. Browning, Collin H. Fyffe, William H. Fitzgerald, C. N. Goodwin, C. R. Jandus, S. A. Lynde, T. J. Sutherland, H. G. Schofield.

Special Assessment Attorney—Edgar B. Tolman.

Duties—The corporation counsel superintends and, with the assistance of the prosecuting and city attorney, conducts all the law business of the city; draws the leases, deeds and other papers connected with the finance department and all contracts for any of the other departments of the corporation; drafts such ordinances as may be required of him by the city council or its committees and furnishes written legal opinions upon subjects submitted to him by the mayor or the city council or any department of the city government.

#### CITY ATTORNEY'S OFFICE.

324 City Hall.

City Attorney—John E. Owens, D.

First Assistant City Attorney—John E. Kehoe.

Assistants—John T. Fleming, John R. Caverly, George E. Gorman, William G. Gahn, Chief Law Clerk—M. J. Kelly.

Duties—The city attorney keeps a register of all actions in courts of record, prosecuted or defended, in which the city may be a party, and defends all damage suits against the city. His chief duty is the defense or settlement of personal-injury cases against the corporation. He may be called upon to draft ordinances for the city council or for heads of departments. He is the attorney for the police and fire pension boards.

**PROSECUTING ATTORNEY'S OFFICE.**

326 City Hall.

Prosecuting Attorney—Howard S. Taylor, Pop.

Assistants—N. L. Plotrowski, P. W. Nilsson, J. Donahue, J. Dienhart, G. H. Kriete, F. L. Childs, S. A. T. Watkins, H. V. Murray, J. K. Considine, L. J. Krigel, D. V. Harkin, T. D. Hurley, J. J. Ryan, C. J. Belinski, J. E. McKinley, M. E. Clare, F. J. Carr, R. G. Burke.

Secretary—Richard B. Carter.

Duties—The prosecuting attorney conducts the prosecution of all actions for the violation of the city ordinances, and conducts all proceedings before justices, or upon appeal to the Criminal court. He reports annually to the corporation counsel the transactions of his office.

**HEALTH DEPARTMENT.**

2 and 4 City Hall.

Commissioner of Health—Dr. Arthur R. Reynolds, D.

Assistant Commissioner of Health—Dr. F. W. Keilly.

Secretary—E. H. Pritchard.

Chief Medical Inspector—Dr. Heman Spalding.

Chief Sanitary Inspector—Andrew Young.

Registrar of Vital Statistics—M. O. Heckard, M. D.

Recorder of Births—Louis J. Mitchell, M. D.

Recorder of Deaths—James J. Dillon.

City Physician—Dr. D. G. Moore, 1242 Milwaukee avenue.

Smoke Inspector—John C. Schubert.

Duties—The commissioner of health and his assistants enforce state laws and city ordinances relating to sanitation and cause all nuisances to be promptly abated. They keep records of births and deaths and other vital statistics, investigate all cases of contagious diseases and take all necessary steps to prevent their spread, such as providing for vaccination, disinfection, etc. The city physician attends to all cases in the police stations requiring medical attention.

**BOARD OF PUBLIC WORKS.**

222 City Hall.

Commissioner—Frederick W. Blocki, D.

Secretary—Henry Lutzenkirchen.

Duties—The commissioner of public works is the head of the department of public works, which embraces in addition the city engineer and the superintendents of streets, street cleaning, water, sewerage and maps. He has charge of all the streets, sidewalks, bridges, docks, public lands and buildings, etc.; collects water rents and taxes, water licenses and permits and sewerage permits and licenses, and makes contracts for public improvements not done by special assessment.

**CITY ENGINEER'S OFFICE.**

321 City Hall.

City Engineer—John E. Ericson, D.

First Assistant Engineer—John H. Spengler.

Chief Clerk—W. J. Roach.

Harbor Engineer—Ricard O'Sullivan Burke.

Duties—The city engineer has charge of the construction of bridges, viaducts and water works, and performs all such services for the commissioner of public works as require the skill and experience of a civil engineer.

**BUREAU OF WATER.**

116 City Hall.

Superintendent—H. O. Nourse, D.

Chief Clerk—F. J. Dvorak.

Cashier—D. B. Jesse.

Duties—The superintendent of water has special charge of the collection of water assessments and rates.

**WATER-PIPE EXTENSION.**

321 City Hall.

Superintendent—James Wallace.

Assistant Superintendent—T. F. Kiernan.

Chief Clerk—M. J. Lawlor.

Duties—The superintendent has special charge of the extension of the city's water mains.

**BUREAU OF STREETS.**

223 City Hall.

Superintendent—Michael J. Doherty, D.

Assistant Superintendent—Patrick McCarthy.

Assistant Superintendent Street and Alley Cleaning—Frank W. Solon.

Duties—The superintendent has charge of the improvement and repair of the streets and sidewalks and of street and alley cleaning.

**BUREAU OF SEWERS.**

201 City Hall.

Superintendent—William E. Quinn, D.

Chief Clerk—G. Fitzgerald.

Duties—The superintendent has special charge of the construction and repair of all sewers and catch basins.

**CITY MAP DEPARTMENT.**

113 City Hall.

Superintendent—C. J. Buhmann.

Duties—Has special charge of city maps and plats and all matters pertaining to street numbering.

**BOARD OF LOCAL IMPROVEMENTS.**

208 City Hall.

Members—Bernard F. Rogers, president; John A. May, secretary; Ernest McGaffey, Andrew M. Lynch and Albert Schonbeck.

Superintendent of Special Assessments—John A. May.

Chief Clerk Special Assessments—T. Sullivan.

Duties—The board of local improvements is a new body designed primarily to reform the method of making special assessments. As the name implies, it has charge of all kinds of local improvements, such as street paving, sewer extensions, sidewalks, etc. The board fixes the special assessments, hears complaints and considers objections to proposed improvements.

**TRACK ELEVATION DEPARTMENT.**

204 City Hall.

Track Elevation Expert—John O'Neill, D.

Duties—Assists in the framing of ordinances for the elevation of steam surface roads in Chicago.

**BUILDING DEPARTMENT.**

122 City Hall.

Commissioner—Peter Klobassa, D.

Deputy Commissioner—T. O'Shea.

Chief Clerk—Paul O. Young.

Chief Building Inspector—William H. Barry.

Duties—The building commissioner sees that new buildings are put up in accordance with the city ordinances, that fire escapes are provided wherever needed, that unsafe structures are demolished or repaired, that safe exits are provided in halls, theaters, etc.

**DEPARTMENT OF ELECTRICITY.**

12 and 16 City Hall.

City Electrician—Edward B. Ellicott, D.

Chief Clerk—John B. Porter.

Chief Electric Light Inspector—Harry H. Hornsby.

Chief Gas Inspector—James O'Brien.

Assistant Electrician and Chief Operator—David M. Hyland.

Duties—The city electrician has charge of the construction, repair and maintenance of the city's electric and gas lights, power plants and the police and fire alarm telegraphs.

#### BOARD OF EXAMINING ENGINEERS. 500 City Hall.

Members—P. F. Doyle, president; George Goding, vice-president; Daniel Herlihy, secretary.

Duties—The members of the board, who are practical engineers familiar with the construction and operation of steam boilers and engines, examine all applicants for licenses for engineers and boiler or water tenders, grant licenses and suspend or revoke the same.

#### DEPARTMENT OF SUPPLIES.

316 City Hall.

Business Agent—Irving Washington, D.

Chief Clerk—Charles Wurster.

Duties—The business agent buys all supplies for city departments and contracts for all material used in city work. He has nothing to do with supplies used by contractors employed by the city.

#### BUREAU OF STATISTICS.

200 City Hall.

City Librarian—Hugo Grosser.

Duties—Has charge of the municipal library and collects and publishes statistics relating to the municipality. "The City of Chicago Statistics" is issued bimonthly.

#### HOUSE OF CORRECTION.

California avenue, near 26th street.

Superintendent—John J. Sloan, D.

Deputy Superintendent—J. J. Schneider.

House of Correction Inspectors—Adams A. Goodrich (resigned Oct. 25), chairman; Rudolf Seifert, M. Lorenz.

Duties—The superintendent has charge of the house of correction under the supervision and direction of the board of inspectors, enforces order and discipline, receives prisoners and discharges them on order or on expiration of sentence.

#### POLICE DEPARTMENT.

Headquarters, City Hall.

General Superintendent—Francis O'Neill, room 127.

Assistant General Superintendent—John E. Ptacek, room 8.

Secretary Police Department—Simon Mayer, room 10.

Chief of Detectives—Vacant.

Private Secretary to Chief of Police—James M. Markham.

Custodian—De Witt C. Cregier.

Inspectors—John J. Hartnett, 1st division, Harrison street and Pacific avenue; Nicholas Hunt, 2d division, 53d street and Lake avenue; John D. Shea, 3d division, Desplaines street and Waldo place; Luke Kalas, 4th division, West Chicago avenue station; Max Heidelmeier, 5th division, East Chicago avenue station.

Captains—Patrick J. Gibbons, 1st district; John J. Mahoney, 2d; Martin Hayes, 3d; James Madden, 4th; Alexis C. Burdick (acting), 5th; George M. Shippy, 6th; Louis Haas, 7th; Patrick J. Lavin, 8th; John Wheeler, 9th; John Rehm, 10th; Peter M. Kelly, 11th; John L. Revere,

12th; Herman F. Schuettler, 13th; Francis P. Barcal, 14th; Alexander Campbell, 15th.

Duties—The police department is charged with preserving order, peace and quiet and enforcing the laws and ordinances throughout the city. Police officers have the power to make arrests and to serve warrants. They are required to assist firemen in saving property, in giving alarms of fire and in keeping the streets in the vicinity of burning buildings clear. They are also required to take notice of all obstructions and defects in the streets, nuisances, etc.

#### FIRE DEPARTMENT.

Headquarters, 18 to 22 City Hall.

Fire Marshal—William H. Musham.

First Assistant Fire Marshal—John Campion.

Second Assistant Fire Marshal—Joseph C. Pazen.

Third Assistant Fire Marshal—William H. Townsend.

Fire Inspector—Michael W. Conway, city hall.

Secretary—William C. Gamble, city hall; hours, 9 a. m. to 5 p. m.

Chief Clerk—Joseph O'Donohue.

Battalion Chiefs—1st, Charles F. Seyferlich; 2d, Emer C. Anderson; 3d, Nicholas Weinand; 4th, Peter Schnur; 5th, James Horan; 6th, John Cook; 7th, Eugene Sweeney; 8th, James Heaney; 9th, David J. Mahoney; 10th, John Hannon; 11th, Patrick J. Donahue; 12th, Joseph L. Kenyon; 13th, Frederick J. Gabriel; 14th, Michael R. Driscoll; 15th, John Lynch; 16th, John Fitzgerald; 17th, Thomas O'Connor.

Duties—The fire marshal has sole and absolute control over all persons connected with the fire department and has the custody of the equipment and other property of the department. The fire inspector investigates the cause of fires and keeps a record of the same. The secretary keeps all books and papers of the department and delivers to the city council and other departments the written communications of the fire marshal.

#### CIVIL-SERVICE COMMISSIONERS.

400 City Hall.

Commissioners—Robert Lindblom, D., president; John W. Eia, D.; Joseph Powell, R.

Secretary—Timothy J. Corcoran.

Chief Examiner—George Bersick.

Duties—The commissioners classify offices and places in the city service, examine applicants for employment in such offices and places, certify to the heads of departments as required the names of those standing highest on the list of eligibles, investigate charges against employes in the classified service and remove employes for cause. Two weeks' notice by advertisement of the time and place of holding examinations is given.

#### ELECTION COMMISSIONERS.

City Hall, Fourth Floor, South End.

Commissioners—William C. Malley, chairman; Oscar Hebel; Thomas F. Judge, secretary.

Chief Clerk—Isaac N. Powell.

Attorney—William W. Wheelock.

Duties—The commissioners fix the election precincts, provide ballot boxes, tally sheets, poll books and all other blanks and stationery necessary in an election, select judges and clerks of elections, count the votes, and, in brief, have charge of everything pertaining to the registration of voters and the holding of elections.

**OTHER DEPARTMENTS.**

Oil Inspector—Melville G. Holding, D. Office, 505, 67 Wabash avenue. (Tests coal oil, naphtha, benzine, gasoline and other mineral oils the product of petroleum.)  
 Boiler Inspector—James Blaney, D. Office, 500 City Hall. (Inspects all boilers used for power or heating purposes except those in private residences.)  
 City Sealer—James A. Quinn, D. Office,

104 City Hall. (Inspects and stamps with his seal all weights, measures, scale beams, patent balancers and all other instruments used for weighing in the city of Chicago.)  
 Superintendent City Dog Pound—J. C. Forbes. (Keeps unlicensed dogs at the pound on Central Park avenue, near 12th street.)  
 Chief Janitor City Hall—John Gildea.

**SANITARY DISTRICT OF CHICAGO.**

(Offices in Security Building.)

**OFFICERS.**

President—Thomas A. Smyth.  
 Vice-President—Frank X. Cloldt.  
 Clerk—A. R. Porter.  
 Treasurer—Fred M. Blount.  
 Chief Engineer—Isham Randolph.  
 Attorney—James Todd.  
 General Counsel—John S. Runnells.  
 Marshal—Edward J. Coen.  
 Board of Trustees—William H. Baker, Joseph C. Braden, Zina R. Carter, Frank X. Cloldt, Alex. J. Jones, William Legner, Thomas A. Smyth, Thomas J. Webb, Frank Wenter.

**CHRONOLOGY.**

First investigations made in 1885.  
 Sanitary bill signed May 29, 1889.  
 Sanitary district organized Jan. 18, 1890.  
 Earth broken ("shovel day") Sept. 3, 1892.  
 Lake water turned into canal Jan. 2, 1900.  
 Formal opening of canal Jan. 17, 1900.

**DIMENSIONS OF CANAL.**

Length of main channel, 28.5 miles.  
 Length of river, lake to Robey street, 6 miles.  
 Length river diversion channel, 13 miles.  
 Width main channel, Robey street to Summit: Bottom, 110 feet; top, 198.  
 Width main channel, Summit to Willow Springs: Bottom, 202 feet; top, 290.  
 Width main channel, Willow Springs to Lockport (rock section): Bottom, 160 feet; top, 162.  
 Width diversion channel: Bottom, 200 feet.  
 Minimum depth of water in main channel, 22 feet.  
 Current in earth sections, 1¼ miles per hour.  
 Current in rock sections, 1.9 miles per hour.  
 Present capacity of canal, 300,000 cubic feet per minute.  
 Total amount of excavation, 42,397,904 cubic yards.

**NET RECEIPTS AND DISBURSEMENTS FROM ORGANIZATION TO DEC. 31, 1900.**

| RECEIPTS.   |                        |
|---|------------------------|
| Tax account.....  | \$22,626,926.17        |
| Bond account.....   | 14,005,000.00          |
| Interest on deposits.....                                       | 22,127.11              |
| Tax levy 1896 (warrants outst'g).....                           | 10,963.39              |
| Aax levy 1899 (warrants outst'g).....                           | 35,217.31              |
| Tax levy 1900 (warrants outst'g).....                           | 379,209.17             |
| <b>Total .....</b>  | <b>\$37,279,443.15</b> |
| DISBURSEMENTS.  |                        |
| Administration .....  | \$2,993,876.25         |
| Right of way.....   | 3,266,799.36           |
| River diversion construction.....                               | 1,000,186.38           |
| Bridge const'n river diversion.....                             | 142,391.94             |
| Main channel construction.....                                  | 18,482,430.58          |
| Bridge const'n, main channel.....                               | 1,844,232.97           |
| Controlling works, Lockport.....                                | 305,209.13             |
| Bridge const'n,controlling works.....                           | 7,924.50               |
| Joliet project.....   | 1,202,365.96           |
| Bridge const'n, Joliet project.....                             | 269,612.96             |
| Chicago river dredging, dock-<br>ing, etc.....                  | 269,612.96             |
| Bridge const'n, Chicago river... ..                             | 440,564.56             |
| Illinois and Michigan canal im-<br>provement at Bridgeport..... | 76,809.17              |
| Capitalization and maintenance<br>of bridges.....               | 282,196.20             |
| Interest on bonds.....  | 3,456,738.26           |
| Interest on tax warrants.....                                   | 440,993.54             |
| Dock and land improvement and<br>rental account.....            | 4,262.72               |
| Land damages.....   | 60,982.90              |
| Personal injuries account.....                                  | 1,685.60               |
| Bridgeport pumping works.....                                   | 75,181.20              |
| Special commissioners Chicago<br>drainage canal.....            | 33,075.97              |
| Taxes on land in Cook, DuPage<br>and Will counties.....         | 14,575.14              |
| Telephone line construction.....                                | 7,943.66               |
| Charged against contractors pend-<br>ing final settlement.....  | 43,318.57              |
| <b>Total .....</b>  | <b>\$35,448,291.62</b> |
| Cash, emergency funds in hands<br>of officers.....              | 23,136.05              |
| Cash in hands of treasurer.....                                 | 1,808,015.48           |
| <b>Total .....</b>  | <b>\$37,279,443.15</b> |

**POSTMASTERS OF CHICAGO.**

| No. | Name.                     | Appointed. | Died. | No. | Name.                   | Appointed. | Died. |
|-----|---------------------------|------------|-------|-----|-------------------------|------------|-------|
| 1.  | Jonathan Nash Bailey..... | 1831       | 1850  | 13. | Thomas O. Osborne.....  | 1866       | ..... |
| 2.  | John S. C. Coates.....    | 1832       | 1868  | 14. | Robert A. Gillmore..... | 1866       | 1867  |
| 3.  | Sydney Abell.....         | 1837       | 1863  | 15. | Francis T. Sherman..... | 1867       | ..... |
| 4.  | William Stuart.....       | 1841       | 1878  | 16. | Francis A. Eastman..... | 1869       | ..... |
| 5.  | Hart L. Stewart.....      | 1845       | 1883  | 17. | John McArthur.....      | 1872       | ..... |
| 6.  | Richard L. Wilson.....    | 1849       | 1856  | 18. | Francis W. Palmer.....  | 1877       | ..... |
| 7.  | George W. Dole.....       | 1850       | 1860  | 19. | Solomon C. Judd.....    | 1885       | 1895  |
| 8.  | Isaac Cook.....           | 1853       | 1856  | 20. | Walter C. Newberry..... | 1888       | ..... |
| 9.  | William Price.....        | 1857       | 1885  | 21. | James A. Sexton.....    | 1889       | 1899  |
| 10. | Isaac Cook.....           | 1858       | 1886  | 22. | Washington Helsing..... | 1888       | 1897  |
| 11. | John L. Scripps.....      | 1861       | 1866  | 23. | Charles U. Gordon.....  | 1897       | ..... |
| 12. | Samuel Hoard.....         | 1865       | 1881  | 24. | F. E. Coyne.....        | 1901       | ..... |

## SALARIES OF CITY EMPLOYEES.

(Yearly salaries unless otherwise specified.)

|                                      |          |   |         |  |         |
|--------------------------------------|----------|---|---------|--|---------|
| <b>MAYOR'S OFFICE.</b>               |          | <b>CITY ATTORNEY'S OFFICE.</b>                    |         | Draughtsman .....  | \$1,080 |
| Mayor .....                          | \$10,000 | City attorney .....                               | \$5,000 | Clerk .....  | 1,000   |
| Private secretary .....              | 3,600    | First ass't city att'ny .....                     | 3,600   | Clerk and messenger .....                                | 900     |
| Stenographer .....                   | 1,500    | Second ass't city att'ny .....                    | 2,500   | Stenographer .....                                       | 900     |
| Messenger .....                      | 1,200    | Two law clerks, each .....                        | 1,650   | Bricklayers, per day .....                               | 4.40    |
| <b>COMMON COUNCIL.</b>               |          | Two law clerks, each .....                        | 1,500   | Mason inspectors .....                                   | 4.00    |
| Seventy aldermen, each .....         | \$1,500  | Two law reporters, ea. ....                       | 1,500   | Carpenters, per day .....                                | 4.00    |
| <b>CITY CLERK'S OFFICE.</b>          |          | Three law clerks, each .....                      | 1,200   | Brick inspectors .....                                   | 3.50    |
| City clerk .....                     | \$5,000  | Nine law clerks, each .....                       | 1,000   | House drain inspectors .....                             | 3.25    |
| Chief clerk .....                    | 2,800    | Three law clerks, each .....                      | 900     | Ass't foremen, per day .....                             | 2.75    |
| Three clerks, each .....             | 1,500    | Three law clerks, each .....                      | 600     | Laborers, per day .....                                  | 2.25    |
| Official stenographer .....          | 1,200    | <b>PROSECUTING ATTORNEY'S OFFICE.</b>             |         | <b>INTERCEPTING SEWER DEPARTMENT.</b>                    |         |
| Five clerks, each .....              | 1,200    | Prosecuting attorney .....                        | \$3,600 | Bricklayers (tunnel), per day .....                      | \$9.00  |
| Janitor .....                        | 720      | Ass't pros. attorney .....                        | 1,800   | Carpenters, per day .....                                | 3.40    |
| Janitress .....                      | 540      | 2 ass't pros. att'ys, ea. ....                    | 1,500   | Laborers, per day, \$2.00 to .....                       | 2.75    |
| Sergeant-at-arms .....               | 500      | One ass't pros. attorney .....                    | 1,350   | <b>WATER PIPE EXTENSION DEPARTMENT.</b>                  |         |
| Assistant sergeant .....             | 450      | 16 ass't pros. att'ys, ea. ....                   | 900     | <i>Per day.</i>  |         |
| Council pages, each .....            | 150      | Law clerk .....                                   | 900     | Blacksmiths .....  | \$5.20  |
| <b>CITY COLLECTOR'S OFFICE.</b>      |          | Stenographer .....                                | 900     | Mason foremen .....                                      | 5.00    |
| City collector .....                 | \$3,600  | Law clerk and messenger .....                     | 900     | Masons .....   | 4.40    |
| Deputy collector .....               | 2,400    | <b>DEPARTMENT OF PUBLIC WORKS.</b>                |         | Carpenters .....   | 4.00    |
| Cashier .....                        | 2,000    | Commissioner .....                                | \$6,000 | Plumbers .....   | 4.00    |
| Bookkeeper .....                     | 1,400    | Deputy commissioner .....                         | 3,600   | Foremen .....  | 3.75    |
| Special assessment clk. ....         | 1,400    | Secretary .....                                   | 2,500   | Assistant foremen .....                                  | 3.33    |
| Bond clerk .....                     | 1,400    | Bookkeeper .....                                  | 2,400   | Tappers .....  | 2.75    |
| Two general clerks, ea. ....         | 1,260    | Assistant secretary .....                         | 2,000   | Timekeepers .....  | 2.75    |
| Insurance clerk .....                | 1,200    | Stenographer .....                                | 1,500   | Mason helpers .....                                      | 2.50    |
| Insurance clerk .....                | 1,200    | Timekeeper .....                                  | 1,200   | Calkers .....  | 2.50    |
| One general clerk .....              | 1,200    | Clerk .....                                       | 1,050   | Laborers .....   | 2.25    |
| License clerk .....                  | 1,199    | Voucher clerk .....                               | 1,000   | Watchmen .....   | 2.00    |
| Other license clerks, ea. ....       | 1,080    | Auditing clerk .....                              | 960     | <b>BUREAU OF BUILDINGS.</b>                              |         |
| Messenger .....                      | 900      | Messenger .....                                   | 600     | Commissioner .....                                       | \$5,000 |
| <b>COMPTROLLER'S OFFICE.</b>         |          | <b>BUREAU OF STREETS.</b>                         |         | Deputy commissioner .....                                | 3,000   |
| City comptroller .....               | \$6,000  | Superintendent .....                              | \$4,000 | Secretary .....  | 1,800   |
| Deputy comptroller .....             | 4,500    | Ass't superintendent .....                        | 3,840   | Chief inspector .....                                    | 1,800   |
| Chief clerk .....                    | 4,500    | Ass't superintendent .....                        | 2,600   | Chief clerk .....  | 1,350   |
| General accountant .....             | 2,400    | Chief clerk .....                                 | 1,620   | Elevator clerk .....                                     | 1,200   |
| Warrant record clerk .....           | 1,800    | Ward supts., each .....                           | 1,500   | Collector .....  | 1,200   |
| Paying teller .....                  | 1,800    | Timekeeper .....                                  | 1,350   | Inspectors, each .....                                   | 1,200   |
| Bridewell clerk .....                | 1,500    | Housemoving inspector .....                       | 1,296   | Four permit clerks, ea. ....                             | 1,000   |
| Index and form clerk .....           | 1,500    | Complaint clerk .....                             | 1,080   | Stenographer .....                                       | 900     |
| Real estate tax clerk .....          | 1,500    | Voucher clerk .....                               | 1,080   | <b>CITY PHYSICIAN.</b>                                   |         |
| Bond registrar .....                 | 1,350    | Window clerk .....                                | 1,000   | City physician .....                                     | \$2,750 |
| Bookkeeper .....                     | 1,300    | Index clerk .....                                 | 900     | Ass't city physician .....                               | 1,350   |
| Assessment accountant .....          | 1,300    | Ten inspectors, each .....                        | 900     | <b>DEPARTMENT OF ELECTRICITY.</b>                        |         |
| Assistant accountant .....           | 1,200    | Obstruction inspector .....                       | 900     | City electrician .....                                   | \$5,000 |
| Voucher and bond clerk .....         | 1,200    | Two stenographers, each .....                     | 900     | Chief gas inspector .....                                | 3,000   |
| Appropriation b'keeper .....         | 1,200    | Messenger .....                                   | 600     | Chief clerk .....  | 1,800   |
| Contract clerk .....                 | 1,200    | Granite block pavers, per day .....               | 4.00    | Chief electric light ins'r .....                         | 1,500   |
| Assistant cashier .....              | 1,200    | Subcorporation inspectors, per day .....          | 3.50    | Chief engineer .....                                     | 1,400   |
| Warrant clerk .....                  | 1,080    | Subpaving inspectors, per day .....               | 3.50    | Seventeen inspectors, ea. ....                           | 1,200   |
| Bookkeeper .....                     | 1,020    | Teams, double, per day .....                      | 3.50    | Electrician .....  | 1,200   |
| Stenographer .....                   | 1,000    | Carts, per day .....                              | 3.00    | Clerk .....  | 900     |
| Index and form clerk .....           | 1,000    | Single teams, per day .....                       | 2.75    | Telephone operator .....                                 | 720     |
| Document clerk .....                 | 900      | Timekeepers, per day .....                        | 2.50    | Lamp trimmers, each, per month .....                     | 68      |
| Messenger .....                      | 720      | Assistants to ward superintendents, per day ..... | 2.25    | Aerial linemen, each, per day .....                      | 3.00    |
| <b>PAYMASTER'S BUREAU.</b>           |          | Yardmen, per day .....                            | 2.00    | Laborers (underground construction), each, per day ..... | 2.00    |
| City paymaster .....                 | \$3,600  | Sidewalk carpenters, per day .....                | 2.00    | Laborers (groundmen), each, per day .....                | 2.00    |
| First ass't paymaster .....          | 2,400    | Pavers, per day .....                             | 2.00    | Laborers (common), each, per day .....                   | 1.50    |
| Ass't paymasters, each .....         | 1,500    | Laborers, per day .....                           | 1.50    | <b>BUREAU OF ENGINEERING.</b>                            |         |
| Bookkeeper .....                     | 900      | <b>BUREAU OF SEWERS.</b>                          |         | City engineer .....                                      | \$5,000 |
| Stenographer .....                   | 900      | Superintendent .....                              | \$3,800 | Assistant engineer .....                                 | 1,800   |
| Messenger .....                      | 600      | Ass't superintendent .....                        | 2,700   | Assistant engineer .....                                 | 1,620   |
| <b>CORPORATION COUNSEL'S OFFICE.</b> |          | Clerk house drain div. ....                       | 1,800   | Architect .....  | 1,500   |
| Corporation counsel .....            | \$6,000  | Clerk and bookkeeper .....                        | 1,500   |  |         |
| One assistant .....                  | 4,000    | Mechanical engineer .....                         | 1,500   |  |         |
| One assistant .....                  | 3,600    | Clerk .....                                       | 1,400   |  |         |
| One assistant .....                  | 3,300    | House drain inspector .....                       | 1,400   |  |         |
| One assistant .....                  | 3,000    | Draughtsman .....                                 | 1,080   |  |         |
| Two assistants, each .....           | 2,500    |   |         |  |         |
| Two assistants, each .....           | 1,800    |   |         |  |         |
| Two assistants, each .....           | 1,500    |   |         |  |         |
| Three investigators, ea. ....        | 1,500    |   |         |  |         |
| Four stenographers, ea. ....         | 900      |   |         |  |         |
| Three law clerks, each .....         | 900      |   |         |  |         |

|                          |         |
|--------------------------|---------|
| Assistant engineer.....  | \$2,750 |
| Bridge engineer.....     | 2,500   |
| Chief clerk.....         | 2,000   |
| Assistant architect..... | 1,350   |
| Draughtsman.....         | 1,350   |
| Assistant engineer.....  | 1,200   |
| Auditor.....             | 1,150   |
| Pay-roll clerk.....      | 1,080   |
| Rodman.....              | 900     |
| Stenographer.....        | 900     |
| Messenger.....           | 600     |

**CHICAGO HARBOR.**

|  |         |
|--|---------|
| Assistant engineer.....                  | \$2,100 |
| Harbormaster.....                        | 1,350   |
| Vessel dispatcher.....                   | 1,200   |
| Leveleer.....                            | 1,150   |
| Four ass't harbormas-<br>ters, each..... | 1,080   |
| Clerk.....                               | 900     |
| Rodman.....                              | 900     |

**BRIDGE TENDERS.**

|                            |         |
|----------------------------|---------|
| South Halsted.....         | \$3,400 |
| North Halsted (river)..... | 3,400   |
| Van Buren.....             | 3,400   |
| Taylor.....                | 3,400   |
| Rush.....                  | 2,700   |
| Clark.....                 | 2,700   |
| Randolph.....              | 2,700   |
| Adams.....                 | 2,700   |
| Twelfth.....               | 2,700   |
| Dearborn.....              | 2,700   |
| Wells.....                 | 2,700   |
| Washington.....            | 2,700   |
| Jackson.....               | 2,700   |
| Fullerton.....             | 2,700   |
| Eighteenth.....            | 2,700   |
| State.....                 | 2,700   |
| Lake.....                  | 2,700   |
| Madison.....               | 2,700   |
| Division (canal).....      | 2,500   |
| North Halsted.....         | 2,500   |
| Ninety-fifth.....          | 2,112   |
| Deering.....               | 2,100   |
| Harrison.....              | 2,000   |
| Twenty-second.....         | 2,000   |
| Kinzie.....                | 1,800   |
| Polk.....                  | 1,800   |
| Main.....                  | 1,800   |
| Clybourn.....              | 1,700   |
| Erie.....                  | 1,600   |
| Indiana.....               | 1,600   |
| Ninety-second.....         | 1,500   |
| Ashland (west fork).....   | 1,350   |
| Archer.....                | 1,200   |
| North avenue.....          | 1,200   |
| Fuller.....                | 1,200   |
| Division (river).....      | 1,200   |
| Webster.....               | 1,200   |
| South Western.....         | 1,000   |
| One Hundred and Sixth..... | 1,000   |
| Ashland (south fork).....  | 900     |
| North Western.....         | 900     |
| Laurel.....                | 900     |
| Diversey.....              | 900     |
| Belmont.....               | 600     |
| Chittenden.....            | 600     |
| Riverdale.....             | 480     |

**PUMPING STATIONS.**

|                            |         |
|----------------------------|---------|
| Chief engineers, each..... | \$1,215 |
| Ass't engineers, each..... | 900     |
| Firemen, each.....         | 720     |

**BUREAU OF MAPS.**

|                             |         |
|-----------------------------|---------|
| Superintendent.....         | \$2,100 |
| Chief draughtsman.....      | 1,188   |
| Six draughtsmen, each.....  | 1,080   |
| Four draughtsmen, each..... | 900     |

**DEPARTMENT OF SUPPLIES.**

|                     |         |
|---------------------|---------|
| Business agent..... | \$4,000 |
| Chief clerk.....    | 1,800   |
| Stationer.....      | 1,200   |
| Invoice clerk.....  | 1,200   |

|                                   |         |
|-----------------------------------|---------|
| Salesman of old mair's            | \$1,000 |
| Salesman of uniform<br>cloth..... | 1,000   |
| Stockkeeper.....                  | 900     |
| Register clerk.....               | 900     |
| Stenographer.....                 | 900     |
| Storehouse clerk.....             | 900     |
| Deliveryman.....                  | 780     |

**COMMISSIONER OF HEALTH.**

|                                       |         |
|---------------------------------------|---------|
| Commissioner.....                     | \$5,000 |
| Assistant commissioner.....           | 3,600   |
| Chief medical inspector.....          | 2,000   |
| Secretary.....                        | 1,800   |
| Ass't chief med. insp.....            | 1,800   |
| Director of disinfection.....         | 1,800   |
| Regis'r vital statistics.....         | 1,600   |
| Recorder of deaths.....               | 1,500   |
| Recorder of births.....               | 1,500   |
| Assistant secretary.....              | 1,200   |
| Ten disinfectors, each.....           | 1,000   |
| Clerks, each.....                     | 900     |
| Ass't recorder deaths.....            | 900     |
| Burial permit clerk.....              | 900     |
| Stenographer.....                     | 900     |
| 10 medical inspect's, ea.....         | 900     |
| Night clerk.....                      | 900     |
| Messenger.....                        | 800     |
| Two inspectors (6 mos.),<br>each..... | 450     |

**BUREAU OF SANITARY INSPECTION.**

|                                |         |
|--------------------------------|---------|
| Chief sanit'y inspector.....   | \$2,400 |
| Ass't chief sanit'y insp.....  | 1,500   |
| Thirty-six inspectors, ea..... | 1,000   |
| Division clerk.....            | 900     |
| Two recorders, each.....       | 900     |
| Six insp's (female), ea.....   | 900     |

**LABORATORY, ICE, MILK AND MEAT INSPECTION.**

|  |         |
|--|---------|
| Sup't and bacteriologist.....          | \$2,000 |
| Chief of antitoxin staff.....          | 1,800   |
| First ass't bacteriologist.....        | 1,200   |
| Chief chemist.....                     | 1,500   |
| Sup't milk division.....               | 1,500   |
| Chief meat inspector.....              | 1,200   |
| Sec'd ass't bact'ol'ogist.....         | 1,000   |
| Assistant chemist.....                 | 1,000   |
| One clerk.....                         | 1,000   |
| Six meat inspect's, each.....          | 1,000   |
| Collector antitoxin ac-<br>counts..... | 900     |
| Milk tester.....                       | 900     |
| Stenographer.....                      | 900     |
| Four ice inspectors, ea.....           | 900     |
| Six milk inspectors, ea.....           | 900     |
| Dairy inspector.....                   | 900     |
| Three laborers, each.....              | 600     |
| One messenger.....                     | 600     |

**PUBLIC BATHS.**

|                                      |         |
|--------------------------------------|---------|
| Superintendents, each.....           | \$1,000 |
| Assist's and engineers,<br>each..... | 780     |
| Nine laborers, each.....             | 600     |

**AMBULANCE BARN.**

|                            |         |
|----------------------------|---------|
| Foreman.....               | \$1,000 |
| Engin'r fumgating van..... | 1,000   |
| Driver.....                | 900     |
| Barnman.....               | 900     |

**ISOLATION HOSPITAL.**

|                         |         |
|-------------------------|---------|
| One engineer.....       | \$1,080 |
| Superintendent.....     | 1,000   |
| One laborer.....        | 900     |
| Assistant engineer..... | 900     |
| One fireman.....        | 720     |
| One helper.....         | 350     |

**BOARD OF PLUMBERS'**

|                          |         |
|--------------------------|---------|
| EXAMINATIONS.            |         |
| Two examiners, each..... | \$1,500 |
| One secretary.....       | 1,500   |

**POLICE COURTS.**

|  |         |
|--|---------|
| 2 justices 1st dist., ea.....  | \$5,400 |
| 2 justices 2d dist., each.....                                       | 4,500   |
| 2 justices 3d dist., each.....                                       | 4,500   |
| 2 justices 4th dist., each.....                                      | 4,500   |
| Justice 5th district.....  | 4,500   |
| 2 justices 6th dist., each.....                                      | 4,000   |
| Justice 7th district.....  | 4,000   |
| Justice 8th district.....  | 4,000   |
| Justice 7th district.....  | 3,000   |
| Justice 10th district.....   | 3,000   |
| Justice 12th district.....   | 3,000   |
| Justice 9th district.....  | 2,500   |
| Justice 11th district.....   | 2,500   |
| Investigator of courts.....  | 2,400   |
| One clerk 1st district.....  | 1,350   |
| One clerk 3d district.....   | 1,350   |
| One clerk 1st district.....  | 1,200   |
| One clerk 2d district.....   | 1,080   |
| One clerk 4th district.....  | 1,080   |
| One clerk 5th district.....  | 1,080   |
| One clerk 6th district.....  | 1,080   |
| One clerk 6th district.....  | 1,080   |
| One clerk 2d district.....   | 1,000   |
| One clerk 3d district.....   | 1,000   |
| One clerk 4th district.....  | 1,000   |
| Eighteen bailiffs, each.....   | 1,000   |
| One clerk 7th district.....  | 1,000   |
| Two clerks, 1st dist., ea.....                                       | 900     |
| One clerk 7th district.....  | 900     |
| Five clerks 8th, 9th,<br>10th, 11th and 12th<br>districts, each..... | 900     |

**POLICE DEPARTMENT.**

|   |         |
|---|---------|
| General superintendent.....                           | \$6,000 |
| Assistant general supt.....                           | 4,800   |
| Five inspectors, each.....                            | 1,900   |
| Chief of detectives.....                              | 2,800   |
| Sup't of horses.....                                  | 2,400   |
| Secretary of police.....                              | 2,250   |
| Fifteen captains, each.....                           | 2,250   |
| Sup't ind'fica'n bureau.....                          | 2,250   |
| Secretary to gen. supt.....                           | 1,800   |
| Three detective leu-<br>tenants, each.....            | 1,700   |
| Sec. to ass't gen. supt.....                          | 1,500   |
| Sixty lieutenants, each.....                          | 1,500   |
| Chief clerk det. bureau.....                          | 1,500   |
| Chief clerk.....                                      | 1,500   |
| Drillmaster.....                                      | 1,500   |
| Custodian.....  | 1,500   |
| Chief operator.....                                   | 1,400   |
| Two assistant superin-<br>tendents of horses, ea..... | 1,200   |
| One feed inspector.....                               | 1,200   |
| 106 patrol sergeants, ea.....                         | 1,200   |
| Assistant chief operator.....                         | 1,200   |
| Sup't of construction.....                            | 1,200   |
| 60 detective serg'ts, ea.....                         | 1,200   |
| One printer.....                                      | 1,200   |
| 6 vehicle inspectors, ea.....                         | 1,200   |
| 106 desk sergeants, ea.....                           | 1,200   |
| Foreman repair shop.....                              | 1,200   |
| Clerk in sec'y's office.....                          | 1,200   |
| Two photographers, ea.....                            | 1,100   |
| 2,500 patrolmen, each.....                            | 1,000   |
| One chief matron.....                                 | 1,000   |
| Three blacksmiths, each.....                          | 1,000   |
| Assistant printer.....                                | 1,000   |
| Eight engineers, each.....                            | 1,000   |
| Stenographer.....                                     | 1,000   |
| One plumber.....                                      | 1,000   |
| Two stenographers, ea.....                            | 900     |
| 4 carriage painters, ea.....                          | 900     |
| Two harnessmakers, ea.....                            | 900     |
| Two carpenters, each.....                             | 900     |
| Six station repairers, ea.....                        | 900     |
| Tinner.....   | 900     |
| 131 operators, each.....                              | 900     |
| Three wagonmakers, ea.....                            | 900     |
| One assistant plumber.....                            | 900     |
| Six house painters, ea.....                           | 900     |
| Plasterer.....  | 900     |



MAYORS OF CHICAGO.

389

|  |       |
|--|-------|
| Carpenter .....                                | \$900 |
| Two barn foremen, ea.                          | 900   |
| Harness maker .....                            | 900   |
| 105 patrol drivers, each.                      | 840   |
| One crossing man.....                          | 780   |
| Two supply drivers, each.                      | 720   |
| Six blacksmith helpers, each                   | 720   |
| 1 second-class patrolman                       | 720   |
| Thirty matrons, each....                       | 720   |
| One penslover .....                            | 720   |
| Twelve laborers, each....                      | 630   |
| Eighteen hostlers, each.                       | 630   |
| Thirty-four janitors, ea.                      | 600   |
| Nine assistant engineers (8 months), each..... | 550   |
| Eleven pensioners, each                        | 500   |
| 18 scrubwomen, each....                        | 360   |
| Suboperators, per day...2.46%                  |       |
| Subdrivers, per day.....                       | 2.00  |

FIRE DEPARTMENT.

|  |         |
|--|---------|
| Fire marshal.....                            | \$6,000 |
| First ass't marshal.....                     | 4,500   |
| Second ass't marshal....                     | 4,000   |
| Third ass't marshal.....                     | 3,200   |
| 17 chiefs of battalions, each                | 2,750   |
| Fire inspector.....                          | 2,750   |
| Ass't marshal and sec'y                      | 2,400   |
| Sup't of horses.....                         | 2,400   |
| One chief clerk.....                         | 2,000   |
| Two clerks, each.....                        | 1,900   |
| Storekeeper .....                            | 1,800   |
| 113 captains, each.....                      | 1,650   |
| 97 engineers, each.....                      | 1,350   |
| Ten pilots, each.....                        | 1,300   |
| 123 lieutenants, each....                    | 1,250   |
| 91 ass't engineers, each.                    | 1,150   |
| 561 pipemen, truckmen and drivers, each..... | 1,134   |
| Twelve stokers, each....                     | 1,080   |
| 50 pipemen, truckmen and drivers, each.....  | 930     |
| Two hostlers, each.....                      | 900     |
| Stenographer .....                           | 900     |
| 50 pipemen, truckmen and drivers, each....   | 840     |
| Twelve watchmen, each                        | 800     |

|  |         |
|--|---------|
| FIRE-ALARM TELE-GRAPH.                           |         |
| Chief operator, main office .....                | \$3,250 |
| Sup't of construction, main office.....          | 2,000   |
| Chief electrical repair shop .....               | 1,800   |
| Ass't operator, branch office .....              | 1,800   |
| 3 operators, main of., ea.                       | 1,600   |
| Operator, branch office.                         | 1,600   |
| Two ass't operators, branch office, each....     | 1,260   |
| Three assistant opera-main office.....           | 1,200   |
| Two assistant operators, main office, each.....  | 1,200   |
| One assistant operator, tons, branch office, ea. | 1,200   |
| Machinist, repair shop.                          | 1,050   |
| Repairer, main office....                        | 1,000   |

DEPARTMENT OF TRACK ELEVATION.

|                         |         |
|-------------------------|---------|
| Superintendent .....    | \$3,000 |
| One draughtsman.....    | 1,190   |
| Sec'y and stenographer. | 1,000   |

STREET-RAILWAY COMMISSION.

|                           |         |
|---------------------------|---------|
| Secretary .....           | \$2,640 |
| CIVIL-SERVICE COMMISSION. |         |
| 3 commissioners, each..   | \$3,000 |
| Secretary .....           | 3,000   |
| Two examiners, each..     | 1,850   |
| Ass't chief examiner....  | 1,560   |
| Exam. of examinations.    | 1,500   |
| Seven examiners, each.    | 1,095   |
| Information clerk.....    | 1,095   |
| Examiner and messenger    | 940     |
| Stenographer .....        | 940     |
| Office boy .....          | 300     |

PUBLIC LIBRARY.

|                           |         |
|---------------------------|---------|
| Librarian .....           | \$4,500 |
| Secretary .....           | 3,250   |
| First ass't librarian.... | 2,400   |
| Chief engineer.....       | 2,200   |

|                                  |       |
|----------------------------------|-------|
| Supt's, each, \$1,200 to \$1,800 |       |
| Chief janitor.....               | 1,400 |
| 2 ass't libr'n's, each....       | 1,300 |
| Ass't engineers, each....        | 1,200 |
| Clerks, each, \$240 to....       | 900   |
| Firemen, each.....               | 660   |
| Janitors, each, \$500 to..       | 600   |
| Elevator men, each.....          | 600   |
| Pages, each, \$175 to....        | 570   |
| Janitresses, each, \$430 to      | 480   |

|                           |         |
|---------------------------|---------|
| HOUSE OF CORRECTION.      |         |
| Superintendent .....      | \$3,000 |
| Deputy superintendent..   | 1,800   |
| Assistant deputy sup't.   | 1,200   |
| Hospital steward.....     | 1,200   |
| Chief clerk.....          | 1,200   |
| Sup't of construction.... | 900     |

|                          |         |
|--------------------------|---------|
| OIL INSPECTOR'S OFFICE.  |         |
| Oil inspector.....       | \$3,600 |
| Chief deputy inspector.. | 1,800   |
| One deputy inspector.... | 960     |
| One deputy inspector.... | 900     |

CITY DOG POUND.

|                          |         |
|--------------------------|---------|
| Superintendent .....     | \$1,640 |
| Nine dog catchers, each. | 720     |
| One dog watchman.....    | 720     |
| Six poundmasters, each.  | 720     |

CITY HALL JANITOR'S OFFICE.

|                            |         |
|----------------------------|---------|
| Chief janitor.....         | \$1,600 |
| Chief engineer.....        | 1,200   |
| Elevator operators, each   | 900     |
| Janitors, each.....        | 720     |
| Janitresses, each.....     | 540     |
| F'remen and oilers, ea.... |         |

MISCELLANEOUS.

|                           |          |
|---------------------------|----------|
| Sec. finance comm'n.....  | \$2,500  |
| Sec'y sp. park com.....   | 2,500    |
| General coal inspector.   | 1,600    |
| Librarian, statistician.. | 1,200    |
| One collector.....        | 1,000    |
| Marketmaster .....        | 936      |
| City treasurer.....       | Interest |
| City sealer.....          | Fees     |
| Boiler inspector.....     | Fees     |

MAYORS OF CHICAGO.

Their politics and order and year of election.

| No. | NAME.              | Party.       | Elected. | Died. | No. | NAME.                  | Party.     | Elected. | Died. |
|-----|--------------------|--------------|----------|-------|-----|------------------------|------------|----------|-------|
| 1.  | William B. Ogden   | Democratic   | 1837     | 1877  | 25. | Julian S. Rumsey       | Democratic | 1861     | 1886  |
| 2.  | Buckner S. Morris  | Democratic   | 1838     | 1879  | 26. | Francis C. Sherman     | Democratic | 1862     | 1870  |
| 3.  | Benj. W. Raymond   | Whig         | 1839     | 1883  | 27. | Francis C. Sherman     | Democratic | 1863     | 1870  |
| 4.  | Alexander Lloyd    | Democratic   | 1840     | 1872  | 28. | John B. Rice           | Republican | 1865     | 1874  |
| 5.  | Francis C. Sherman | Democratic   | 1841     | 1870  | 29. | John B. Rice           | Republican | 1867     | 1874  |
| 6.  | Benj. W. Raymond   | Whig         | 1842     | 1883  | 30. | Koswell B. Mason       | People's   | 1869     | 1892  |
| 7.  | Augustus Garrett   | Democratic   | 1843     | 1848  | 31. | Joseph Medill          | Republican | 1871     | 1890  |
| 8.  | Alson S. Sherman   | Democratic   | 1844     | 1868  | 32. | Harvey D. Colvin       | People's   | 1873     | 1882  |
| 9.  | Augustus Garrett   | Democratic   | 1845     | 1848  | 33. | Monroe Heath           | Republican | 1876     | 1894  |
| 10. | John P. Chapin     | Whig         | 1846     | 1864  | 34. | Monroe Heath           | Republican | 1877     | 1894  |
| 11. | James Curtiss      | Democratic   | 1847     | 1860  | 35. | Carte H. Harrison, Sr. | Democratic | 1879     | 1893  |
| 12. | Jas. H. Woodworth  | Dem.—Whig    | 1848     | 1869  | 36. | Carte H. Harrison, Sr. | Democratic | 1881     | 1893  |
| 13. | Jas. H. Woodworth  | Dem.—Whig    | 1849     | 1869  | 37. | Carte H. Harrison, Sr. | Democratic | 1885     | 1893  |
| 14. | James Curtiss      | Democratic   | 1850     | 1860  | 38. | Carte H. Harrison, Sr. | Democratic | 1885     | 1893  |
| 15. | Walter S. Burnee   | Democratic   | 1851     | ..... | 39. | John A. Roche          | Republican | 1887     | ..... |
| 16. | Walter S. Burnee   | Democratic   | 1852     | ..... | 40. | Dewitt C. Cregier      | Democratic | 1880     | 1898  |
| 17. | Charles M. Gray    | Democratic   | 1853     | 1885  | 41. | Hempst'd Washburne     | Republican | 1891     | ..... |
| 18. | Isaac L. Milliken  | Democratic   | 1854     | 1889  | 42. | Carte H. Harrison, Sr. | Democratic | 1893     | 1893  |
| 19. | Levi D. Boone      | Know-nothing | 1855     | 1882  | 43. | John P. Hopkins        | Democratic | 1893     | ..... |
| 20. | Thomas Dyer        | Democratic   | 1856     | 1862  | 44. | George B. Swift        | Republican | 1895     | ..... |
| 21. | John Wentworth     | Democratic   | 1857     | 1888  | 45. | Carte H. Harrison, Jr. | Democratic | 1897     | ..... |
| 22. | John C. Haines     | Republican   | 1858     | 1896  | 46. | Carte H. Harrison, Jr. | Democratic | 1899     | ..... |
| 23. | John C. Haines     | Republican   | 1859     | 1896  | 47. | Carte H. Harrison, Jr. | Democratic | 1901     | ..... |
| 24. | John Wentworth     | Democratic   | 1860     | 1888  |     |                        |            |          |       |

**POLICE HEADQUARTERS AND STATIONS.**

(General and detective headquarters in city hall.)

| DIVISION HEADQUARTERS. |                           | No. | Location.                           | No. | Location.                           |
|------------------------|---------------------------|-----|-------------------------------------|-----|-------------------------------------|
| No.                    | Location.                 | 14. | Kensington avenue, near Front.      | 31. | West Lake, corner Central avenue.   |
| 1.                     | Harrison and Pacific av.  | 15. | 89th and Exchange av.               | 32. | 231 West Chicago avenue.            |
| 2.                     | Fifty-third and Lake av.  | 16. | Erie avenue and 134th.              | 33. | 99 West North avenue.               |
| 3.                     | Desplaines and Waldo pl.  | 17. | 6345 Wentworth avenue.              | 34. | West North avenue and Oakley.       |
| 4.                     | 231 West Chicago avenue.  | 18. | 85th and Green.                     | 35. | Milwaukee avenue and Attrill.       |
| 5.                     | 242 East Chicago avenue.  | 19. | 4736 Halsted.                       | 36. | Milwaukee and Irving avenues.       |
| PRECINCT STATIONS.     |                           | 20. | 1800 West 4th.                      | 37. | Grand and Bloomingdale avenues.     |
| 1.                     | 181 Washington.           | 21. | Morgan and West 12th place.         | 38. | 242 Chicago avenue.                 |
| 2.                     | Harrison and Pacific av.  | 22. | 187 Canalport avenue.               | 39. | North av. and Larrabee.             |
| 3.                     | 318 22d.                  | 23. | 691 West 21st place.                | 40. | 958 North Halsted.                  |
| 4.                     | 2523 Cottage Grove av.    | 24. | West 13th, near Oakley avenue.      | 41. | Sheffield, near Diversey.           |
| 5.                     | 144 35th.                 | 25. | Ridgeway avenue, near Ogden avenue. | 42. | N. Halsted and Addison.             |
| 6.                     | 35th, near Halsted.       | 26. | 609 West Lake.                      | 43. | Foster avenue and North Winchester. |
| 7.                     | 2913 Loomis.              | 27. | 19 Desplaines.                      | 44. | N. Clark and Estes av.              |
| 8.                     | California, near 38th.    | 28. | 609 West Lake.                      |     |                                     |
| 10.                    | 5233 Lake avenue.         | 29. | 526 Warren avenue.                  |     |                                     |
| 11.                    | State and 50th.           | 30. | 2168 West Lake.                     |     |                                     |
| 12.                    | Jefferson av., near 64th. |     |                                     |     |                                     |
| 13.                    | Dobson av., near 75th.    |     |                                     |     |                                     |

**LOCATION OF FIRE ENGINES AND HOOK AND LADDER COMPANIES.**

(General headquarters in the city hall.)

| FIRE ENGINE COMPANIES. |  | No. | Location.   | No. | Location.                                       |
|------------------------|--|-----|---|-----|---|
| No.                    | Location.                              | 33. | 150 Southport avenue.                                 | 61. | 5300 Wentworth avenue.                          |
| 1.                     | 272 5th avenue.                        | 34. | 19 Curtis.  | 62. | 2601 West 114th.                                |
| 2.                     | 2421 Sanger.                           | 35. | 780 North Robey.                                      | 63. | 6328-30 Jackson avenue.                         |
| 3.                     | 86 West Erie.                          | 36. | 243 West 25th.  | 64. | 6244 Laflin.                                    |
| 4.                     | 524 North Halsted.                     | 37. | Foot of LaSalle (fireboat Illinois).                  | 65. | 1240 West 39th.                                 |
| 5.                     | 197 Jefferson.                         | 38. | 1071 Ridgeway avenue.                                 | 66. | 2123 Fillmore.                                  |
| 6.                     | 143 Maxwell.                           | 39. | 1326 23d place.                                       | 67. | 2436 Fulton.                                    |
| 7.                     | 31 Blue Island avenue.                 | 40. | 83 Franklin.  | 68. | 1185 North 44th avenue.                         |
| 8.                     | 1931 Archer avenue.                    | 41. | Sampson's slip, Throop and Lumber (fireboat Geysler). | 69. | 2458 North 42d court.                           |
| 9.                     | 2527 Cottage Grove.                    | 42. | 77 and 79 Illinois.                                   | 70. | 75 Eastwood avenue.                             |
| 10.                    | 82 Pacific avenue.                     | 43. | 181 State.  | 71. | West end Wedd street bridge (fireboat Chicago). |
| 11.                    | 225 Michigan avenue.                   | 44. | 1494 West Lake.                                       | 72. | 7914 Sherman avenue.                            |
| 12.                    | 611 West Lake.                         | 45. | 4600 Cottage Grove.                                   | 73. | 8630 Emerald avenue.                            |
| 13.                    | 19 Dearborn.                           | 46. | 9321-23 South Chicago av.                             | 74. | 10615 Avenue K.                                 |
| 14.                    | 38 Chicago avenue.                     | 47. | 7531 Dobson avenue.                                   | 75. | 12054-56 Wallace.                               |
| 15.                    | 373 West 22d.                          | 48. | 4005 Dearborn.  | 76. | 824 Cortland.                                   |
| 16.                    | 349 31st.                              | 49. | 1742 47th.  | 77. | 1222 West 40th.                                 |
| 17.                    | 86 West Lake (double Co.).             | 50. | 4649 Wentworth avenue.                                | 78. | 1306 Waveland place.                            |
| 18.                    | 438 West 12th.                         | 51. | 6345 Wentworth avenue.                                | 79. | 3179 North Ashland av.                          |
| 19.                    | 344 Rhodes avenue.                     | 52. | 46th and Center avenue.                               | 80. | 108th and Stephenson, Pullman.                  |
| 20.                    | 73 Rawson.                             | 53. | 40th and Packers avenue.                              | 81. | 10458 Hoxie avenue.                             |
| 21.                    | 13 Taylor.                             | 54. | 8023 Vincennes.                                       | 82. | 95th st. and Cottage Grove.                     |
| 22.                    | 458 Webster avenue.                    | 55. | 687 Sheffield avenue.                                 | 83. | 1111 South place.                               |
| 23.                    | 693 West 21st place.                   | 56. | 144 Noble avenue.                                     | 84. | 5623 Halsted.                                   |
| 24.                    | 544 Warren avenue.                     | 57. | 543 Haddon avenue.                                    | 85. | 1476 West Huron.                                |
| 25.                    | 127 Canalport avenue.                  | 58. | East end 95th street bridge (fireboat Yosemite).      | 86. | 17 West Cuyler avenue.                          |
| 26.                    | 152 North Lincoln.                     | 59. | Broadway and Dexter Park av. (U. S. yards).           | 87. | (Same as No. 46.)                               |
| 27.                    | 435 Wells.                             | 60. | 334 55th.   | 88. | 3600 West 60th.                                 |
| 28.                    | 2867 Loomis.                           |     |   | 89. | 2763 North 46th court.                          |
| 29.                    | 846 35th.                              |     |   | 90. | 57 Division.                                    |
| 30.                    | 514 North Ashland avenue.              |     |   |     |   |
| 31.                    | 758 West Congress.                     |     |   |     |   |
| 32.                    | Washington street and Michigan avenue. |     |   |     |   |

**HOOK AND LADDER COMPANIES.**

| FIRE ENGINE COMPANIES. |                     | No. | Location.                 | No.             | Location.                                |
|------------------------|---------------------|-----|---------------------------|-----------------|--|
| No.                    | Location.           | 12. | 1245 West 13th.           | 24.             | 10400 Vincennes avenue.                  |
| 1.                     | 84 Pacific avenue.  | 13. | 1549 North Rockwell.      | 25.             | 4874 North Clark (Rogers Park).          |
| 2.                     | 49 West Washington. | 14. | 80 West 19th.             | 26.             | 1985 Wilcox avenue.                      |
| 3.                     | 177 Erie.           | 15. | 4602 Cottage Grove.       | 27.             | Southwest corner Morse avenue and 112th. |
| 4.                     | 322 22d.            | 16. | 308 62d place.            | HOSE COMPANIES. |  |
| 5.                     | 440 West 12th.      | 17. | 9223 South Chicago av.    | No.             | Location.                                |
| 6.                     | 85 Franklin.        | 18. | 473 Halsted.              | 1.              | 112 N. Waller av. (Austin).              |
| 7.                     | 150 North Lincoln.  | 19. | 237 West Chicago avenue.  | 2.              | 134 Chestnut place.                      |
| 8.                     | 2865 Loomis.        | 20. | 550 69th.                 | 3.              | 13359 Superior avenue (Hegewisch).       |
| 9.                     | 2 Washington.       | 21. | 827 Belmont avenue.       |                 |  |
| 10.                    | 409 Larrabee.       | 22. | 130-132 West Foster av.   |                 |  |
| 11.                    | 451 36th place.     | 23. | 3036 Our st. (Jefferson). |                 |  |

**FIRE INSURANCE PATROLS.**

| No. | Locatio       | Telephone. | No. | Location.       | Telephone. | No. | Location.     | Telephone. |
|-----|---------------|------------|-----|-----------------|------------|-----|---------------|------------|
| 1.  | 176 Monroe.   | M. 1215.   | 3.  | 203 23d.        | South 772. | 5.  | 60 Whiting.   | N. 783.    |
| 2.  | 214 Sangamon. | Mon. 493.  | 4.  | Union Stockyds. | Yds. 592.  | 6.  | 235 Hoyne av. | W. 1226.   |

**CHICAGO POLICE MAGISTRATES.**

Police magistrates are selected from the list of justices of peace and appointed by the mayor. The fees collected by them are turned over to the city. They have jurisdiction in criminal cases where the punishment is by imprisonment in the house of correction or by a fine not exceeding \$200. In cases where the penalty is imprisonment in the jail or penitentiary, and when sufficient evidence is presented, they hold the accused to the grand jury.

W. T. Hall, Harrison street.  
 John K. Prindiville, Harrison street.  
 James C. Dooley, Maxwell street.  
 A. J. Sabath, Maxwell street.  
 Max Eberhardt, Desplaines street.  
 James M. Doyle, Desplaines street.  
 Olaf F. Severson, West Chicago avenue.  
 M. J. O'Donoghue, West Chicago avenue.

George Kersten, East Chicago avenue.  
 George W. Underwood, 35th and Halsted streets.  
 M. R. M. Wallace, 35th and Halsted streets.  
 M. J. Quinn, Hyde Park.  
 Charles H. Callahan, South Chicago.  
 John Fitzgerald, stockyards.  
 P. H. Duggan, Englewood.  
 John A. Mahoney, Lake View.  
 Thomas Edgar, Milwaukee avenue and Irving Park boulevard.  
 Q. J. Chott, Warren avenue.

**FEES OF POLICE MAGISTRATES.**

|   |        |
|---|--------|
| Approval of bond.....                       | \$1.00 |
| Peace bond (including costs).....           | 2.50   |
| Costs in city cases, if paid to clerk....   | 1.00   |
| Costs in city cases, if paid to bailiff.... | 1.50   |
| Costs in state cases.....                   | 2.50   |

**JUSTICES OF THE PEACE.**

**NORTH TOWN.**

George W. Woods, E. C. Hamburger, Walter J. Gibbons, George Kersten, Charles H. Hoglund.

**SOUTH CHICAGO.**

Thomas Bradwell, John C. Everett, John Richardson, John K. Prindiville, William T. Hall, Max L. Wolff, George W. Underwood, James C. Martin.

**WEST CHICAGO.**

Olaf F. Severson, Max Eberhardt, M. J. O'Donoghue, Miles Kehoe, James M. Doyle, Q. J. Chott, Jarvis Blume, James C. Dooley.

**HYDE PARK.**

Charles H. Callahan, George L. Ford, Edward Lewis, Michael J. Quinn, Gideon E. Clark, Alfred R. Porter, A. V. Lee, Francis M. Charlton.

**LAKE.**

John Fitzgerald, Edwin J. Rhoades, P. H. Duggan, John D. Herbert, J. M. Moore, R. M. Jandus.

**LAKE VIEW.**

C. J. Whitney, Henry Bonnefoi, John A. Mahoney, Niles E. Olson, E. A. W. Johnson.

**NORWOOD PARK.**

David M. Ball, August J. Gertz.

**THE JUSTICE SYSTEM.**

Justices of the peace in Chicago are appointed by the governor of the state, by and with the consent of the senate, from a list of candidates recommended by a majority of the judges of the Circuit, Superior, Probate and County courts. They hold their offices for four years and until their successors have been commissioned and qualified.

**JURISDICTION.**

1. In actions arising on contracts for the recovery of money when the amount claimed does not exceed \$200. (This limit also applies to the cases which follow.)

2. In actions for damages for injury to real property and for taking or injuring personal property.

3. In actions for rent and distress for rent.

4. In actions against railroad companies for injury to farm animals, for loss of baggage or freight and for damage to other property.

5. In actions of replevin, the value of the property not exceeding \$200.
6. In actions for damages for fraud in the exchange of personal property, and in all cases where the action of debt will lie.
7. In all cases under the laws for the incorporation of cities, towns and villages, and under ordinances passed in pursuance thereof, where the amount claimed does not exceed \$200.
8. In dramshop cases under \$200.
9. In suits for the recovery of fines or penalties under \$200.
10. In suits by and against towns, cities or villages which, if brought by an individual, might be brought before a justice of the peace.
11. In proceedings against vagrants.
12. In fish and game law cases.
13. In cases of forcible entry and detainer.

**FEES OF JUSTICES OF THE PEACE.**

For each marriage ceremony performed, and certificate thereof.....\$2.00

|  |      |
|--|------|
| Each mittimus.....   | .35  |
| Giving each notice.....  | .25  |
| Administering oath.....  | .25  |
| Each summons or warrant.....   | .25  |
| Each subpoena.....   | .25  |
| Each venire, in all cases.....   | .25  |
| Each scire facias.....   | .35  |
| Issuing each attachment or writ of possession.....   | .50  |
| Taking recognizances and returning the same.....   | .50  |
| Transcript in change of venue.....   | .50  |
| Transcript of judgment and proceedings in cases of appeal.....                                     | .50  |
| Transcript of judgment to obtain lien on real estate.....  | 1.00 |
| Taking and certifying acknowledgment of a deed, mortgage, power of attorney or other writing.....  | .25  |
| Acknowledgment of chattel mortgages and for each folio over 100 words, for docketing the same..... | .15  |
| Administering oath to affidavit, when drawn by justice.....  | .35  |
| Administering oath to affidavit, when not drawn by justice.....                                    | .10  |
| Taking each bond.....  | .35  |
| Taking bail.....   | .50  |
| Each certificate required to be made, when not part of any other act.....                          | .35  |

|   |        |  |
|---|--------|--|
| Taking each complaint in writing under oath.....                | \$0.25 | Commission on sales not exceeding \$10, 10 per cent, and on the excess of that amount, 5 per cent.                               |
| Docketing each suit.....  | .25    | Charges for removing and taking care of property levied on by them to be fixed by the justice and not to exceed actual expenses. |
| Taking deposition, for each 100 words.....                      | .15    | Mileage in serving warrant or other process, per mile.....   |
| Issuing dedimus to take deposition of witnesses.....            | .50    | Mileage in taking a person to jail, per mile.....  |
| Entering verdict of jury.....                                   | .15    | Serving and returning a summons.....   |
| Entering judgments.....   | .25    | Warrant, for each person served.....   |
| Issuing each execution.....                                     | .25    | Writ of replevin or attachment, for each person.....   |
| Entering continuance or any other order in the case.....        | .15    | Subpoena, for each person served.....  |
| Entering each appeal.....                                       | .25    | Serving venire.....  |
| Entering satisfaction of judgment.....                          | .10    | Writ of restitution.....   |
| <b>FEEES OF CONSTABLES.</b>                                     |        | Serving execution.....   |
| For advertising property for sale.....                          | \$0.50 | Serving mittimus.....  |
| Attending trial.....  | .50    |  |
| Each day's attendance in Circuit court.....                     | 2.50   |  |
| Taking and approving replevin bond.....                         | .50    |  |
| For taking and approving forthcoming bonds or special bail..... | .50    |  |

**GROWTH OF CHICAGO BANKS.**

Table compiled by Orville E. Babcock of King, Hodenpyl & Co., showing the development of the banks of Chicago as to capital, surplus, deposits and valuation of stocks from May, 1888, to May, 1901.

| BANK.                        | Capital.    | SURPLUS.   |            | DEPOSITS.   |              | BOOK VAL.  |            | BID.       |            |
|------------------------------|-------------|------------|------------|-------------|--------------|------------|------------|------------|------------|
|                              |             | May, 1898. | May, 1901. | May, 1898.  | May, 1901.   | May, 1898. | May, 1901. | May, 1898. | May, 1901. |
| American Trust.....          | \$1,000,000 | \$141,213  | \$390,896  | \$5,825,390 | \$15,345,887 | 114        | 139        | 92         | 175        |
| Bankers'.....                | 1,000,000   | 121,492    | 245,514    | 6,243,586   | 12,825,869   | 112        | 124        | 112        | 155        |
| Chicago City.....            | 200,000     | 45,436     | 74,630     | 237,274     | 582,962      | 122        | 137        | 113        | 160        |
| Chicago National.....        | 1,000,000   | 608,572    | †1,726,050 | 10,691,819  | 16,265,257   | 221        | 272        | 260        | 360        |
| Commercial.....              | 1,000,000   | 1,127,395  | 1,350,012  | 12,629,102  | 24,454,891   | 212        | 235        | 240        | 400        |
| Continental.....             | 3,000,000   | 500,447    | 837,859    | 16,909,263  | 33,359,103   | 125        | 128        | 140        | 170        |
| Corn Exchange.....           | 2,000,000   | 1,186,133  | 1,727,636  | 9,170,901   | 33,181,563   | 218        | 186        | 260        | 375        |
| Drovers'.....                | 250,000     | 190,222    | 237,921    | 2,565,641   | 4,424,456    | 160        | 195        | 155        | 215        |
| First National.....          | 5,000,000   | 2,245,265  | 3,389,597  | 38,398,557  | 68,816,249   | 174        | 172        | 250        | 368        |
| Foreman Bros'.....           | 500,000     | 553,717    | 616,062    | 1,541,269   | 2,806,269    | 210        | 223        | .....      | .....      |
| Fort Dearborn.....           | 500,000     | 115,247    | 124,434    | 8,833,873   | 5,429,543    | 123        | 125        | 100        | 117        |
| Garden City.....             | 500,000     | 95,817     | 122,825    | 2,240,809   | 2,742,046    | 119        | 124        | 85         | 105        |
| Hibernian.....               | 222,000     | 329,791    | 356,410    | 4,746,527   | 9,007,547    | 250        | 243        | 200        | .....      |
| Home Savings.....            | 100,000     | 2,658,223  | 33,333     | 253,077     | 1,281,826    | .....      | 133        | .....      | .....      |
| Illinois Trust.....          | 3,000,000   | 4,407,046  | 39,731,577 | 68,652,210  | 233          | 247        | 415        | 890        |            |
| Merchants' Loan.....         | 2,000,000   | 1,517,119  | 1,834,707  | 16,663,294  | 27,379,100   | 176        | 192        | 255        | 360        |
| Merchants' National.....     | 1,000,000   | 1,656,921  | 1,815,804  | 13,640,639  | 14,577,005   | 265        | 281        | 275        | 400        |
| Metropolitan.....            | 2,000,000   | 1,104,869  | 1,455,695  | 15,761,474  | 21,353,914   | 155        | 173        | 160        | 245        |
| Milwaukee Avenue.....        | 250,000     | 82,124     | 133,549    | 818,445     | 1,704,178    | 133        | 153        | 100        | 110        |
| National Bank Republic.....  | 1,000,000   | 163,579    | 220,971    | 5,850,558   | 12,057,378   | 116        | 122        | 102        | 150        |
| National Live Stock.....     | 1,000,000   | 1,242,504  | 1,151,450  | 5,570,394   | 5,892,076    | 224        | 215        | 265        | 290        |
| Northern Trust.....          | 1,000,000   | 734,409    | 1,228,428  | 14,890,993  | 21,217,395   | 173        | 223        | 230        | 400        |
| Oakland National.....        | 50,000      | 38,345     | 44,041     | 352,944     | 606,587      | 176        | 188        | .....      | 165        |
| Prairie State.....           | 250,000     | 3,816      | 63,172     | 2,230,111   | 3,500,462    | 102        | 125        | .....      | .....      |
| Royal Trust.....             | 500,000     | 200,605    | 322,640    | 1,240,941   | 3,459,927    | 140        | 164        | 105        | 140        |
| State Bank of Chicago.....   | 1,000,000   | 262,605    | 186,255    | 3,481,338   | 8,389,590    | 132        | 118        | 175        | 210        |
| Union Trust.....             | 500,000     | 1,050,147  | 765,197    | 3,585,653   | 5,426,118    | 310        | 253        | 200        | .....      |
| Western State.....           | 300,000     | 7,758      | 14,840     | 427,630     | 1,035,886    | 102        | 105        | .....      | 97         |
| First National, Eng'w'd..... | 100,000     | 16,719     | 85,833     | 371,167     | 743,457      | 116        | 136        | .....      | 115        |

\*Capital increased from \$500,000. †Surplus increased from \$726,000. ‡Capital increased from \$2,000,000. §Capital increased from \$1,000,000. ¶Capital increased from \$3,000,000.

**MILITARY DEPARTMENT OF THE LAKES.**

Headquarters, Pullman building, Chicago, 4th floor.  
 Inspector-general, Col. E. A. Garlington.  
 Judge advocate, Maj. H. C. Carbaugh.  
 Commander, Maj.-Gen. E. S. Otis.  
 Chief quartermaster, Col. E. B. Atwood.  
 Aid-de-camp, Capt. John J. Bradley, 14th Inf.  
 Chief commissary, Maj. C. R. Krauthoff.  
 Aid-de-camp, 1st Lieut. Robert Field, 14th Inf.  
 Chief surgeon, Lieut.-Col. T. E. Wilcox.  
 Adjutant-general, Maj. C. H. Murray, 4th Cav.  
 Chief paymaster, Lieut.-Col. C. H. Whipple.  
 Engineer officer, Lieut.-Col. O. H. Ernst.  
 Signal officer, Capt. John J. Bradley, 14th Inf.

**LOCATION OF STEAMSHIP DOCKS.**

Goodrich Line—Rush street and Michigan avenue.  
 Manito Steamship Co.—Rush street bridge.  
 Graham and Morton Line—48 River street, or foot of Wabash avenue.  
 Michigan City and Chicago Line—1 State street.  
 South Haven Line—2 Rush street.

## PRINCIPAL LIBRARIES OF CHICAGO.

## CHICAGO PUBLIC LIBRARY.

Michigan avenue and Washington street.  
 Board of Directors—Charles A. Plamondon, president; Wladislawa Kufewski, Jacob Franks, Francis S. Peabody, John G. Garibaldi, Arthur Meeker, James F. Bowers, John W. Eckhart, Z. P. Brosseau.  
 Standing Committees 1901-1902—Library: Brosseau, Kufewski and Meeker. Administration: Peabody, Franks and Brosseau. Delivery Stations: Meeker, Bowers and Peabody. Buildings and Grounds: Garibaldi, Meeker and Eckhart. Finances: Franks, Kufewski and Garibaldi. By-Laws: Kufewski, Bowers and Eckhart.  
 Meetings—Regular meetings of the board are held at 4 p. m. on the second and fourth Thursdays of each month.  
 Secretary—William B. Wickersham.  
 Librarian—F. H. Hild.  
 Hours—Circulating department 9 a. m. to 8:30 p. m.; Sundays, 12 m. to 6 p. m.; reading room and reference department, 9 a. m. to 10 p. m.; Sundays, 9 a. m. to 6 p. m.

The public library is free to all residents of the city, and books may be borrowed for home reading either at the main building downtown or at any of the various delivery stations. The only requirement is that the borrower must furnish a certificate signed by a property owner guaranteeing the library against loss.

At the close of the library year, May 31, 1901, the public library contained 272,276 volumes and 49,805 unbound pamphlets. The aggregate circulation for the year was 2,318,579 volumes, which does not include the use of books kept on the open shelves nor the periodicals and newspapers used in the reading rooms. The home circulation was 1,772,741 volumes, of which 1,164,320 were issued from the sixty-five delivery stations. The number of card holders was 75,109.

## THE JOHN CRERAR LIBRARY.

87 Wabash avenue, sixth floor.

President—Judge Peter S. Grosscup.  
 Vice-Presidents—Henry W. Bishop and Thomas D. Jones.  
 Secretary—Arthur J. Caton.  
 Treasurer—William J. Louderback.  
 Librarian—Clement W. Andrews.  
 Board of Directors—Marshall Field, E. W. Blatchford, Robert T. Lincoln, Henry W. Bishop, Albert Keep, John M. Clark, Frank S. Johnson, Peter S. Grosscup, Arthur J. Caton, Marvin Hughitt, Thomas D. Jones, John J. Mitchell, Leonard A. Busby.  
 Hours—The library is open daily, except Sunday, from 9 a. m. to 10 p. m.

The John Crerar library contained in October, 1901, 73,750 volumes, most of them of a scientific character. They cannot be taken from the library, but may be freely consulted by all who wish to do so.

## THE NEWBERRY LIBRARY.

North Clark street and Walton place.

President—E. W. Blatchford.  
 First Vice-President—Edward S. Isham.  
 Second Vice-President—Lambert Tree.  
 Librarian—John Vance Cheney.  
 Secretary—Jesse L. Moss.  
 Trustees—George E. Adams, Edward E. Ayer, Eliphalet W. Blatchford, Franklin

H. Head, Edward S. Isham, Bryan Lathrop, George Manierre, Gen. Walter C. Newberry, Lambert Tree, Henry J. Willing, John P. Wilson, Moses J. Wentworth.  
 Hours—From 9 a. m. to 10 p. m. every day except Sunday.

The Newberry library in October, 1901, contained 246,848 books and pamphlets. These are not circulated but are kept for reference purposes. The library is open to the public.

## CHICAGO HISTORICAL LIBRARY.

142 Dearborn avenue.

President—John N. Jewett.  
 Secretary and Librarian—Charles Evans.  
 Hours—From 9 a. m. to 5 p. m. to members of the society. Others are admitted by card or introduction.

As the name indicates, this library is a repository of matter relating especially to the history of Chicago. In October, 1901, it contained about 27,000 volumes and 60,000 pamphlets.

## CHICAGO LAW INSTITUTE.

414 courthouse.

President—William Brace.  
 First Vice-President—Nathaniel M. Jones.  
 Second Vice-President—Louis J. Pierson.  
 Secretary—Alfred E. Barr.  
 Treasurer—Clarence A. Burley.  
 Librarian—Julius Rosenthal.  
 Board of Managers—Henry Baldwin, Fred A. Bangs, George E. Dawson, William H. Holden, Thomas H. Gault, Thomas D. Knight, Joel M. Longenecker, Henry W. Price, William Ritchie.

The library is exclusively for the use of the legal profession. It contains 37,925 volumes.

## UNIVERSITY OF CHICAGO LIBRARY.

At the university, 57th street and Ellis avenue.

This library contains 335,000 volumes and 165,000 pamphlets. It is primarily for the use of the students at the university, but others may have all the privileges upon the payment of a fee. Properly accredited scholars visiting Chicago will receive complimentary cards for a term of four weeks or less upon application. The librarian is Zella Allen Dixon.

## FIELD COLUMBIAN MUSEUM LIBRARY.

In the museum, Jackson park.

The museum library occupies three rooms in the north end of the building and is open to the public every weekday from 9 a. m. to 4:30 p. m. Any visitor can obtain books for use in the reading room by making application to the librarian or her assistant. It is entirely a scientific library, almost exclusively covering the four sciences, anthropology, botany, geology and zoology. Special attention is due the Ayer collection of ornithological works, valued at \$30,000. In the reading room eighty magazines are accessible without application.

The size of the library Sept. 30, 1901, was 12,275 books and 15,997 pamphlets. The librarian is Elsie Lippincott.

## ARMOUR INSTITUTE OF TECHNOLOGY.

The library contains 15,025 volumes and is open to students for reference purposes from 9 a. m. to 5 p. m. It is not open to outsiders. The librarian is Earl G. Swan.



**CHICAGO WARD BOUNDARIES.**

As fixed by the redistricting ordinance of Jan. 7, 1901.

1. Chicago river, 22d street, lake.
2. Twenty-second street, Clark, 26th, Princeton, 32d, Calumet, 33d, lake.
3. Thirty-third street, Calumet, 32d, Parnell, 39th, lake.
4. River, Loomis, 31st, Center, 32d place, Morgan, 33d, Halsted, 33d, Parnell, 32d, Princeton, 26th, Clark, 22d.
5. River, Illinois and Michigan canal, West 39th, Parnell, 33d, Halsted, 33d, Morgan, 32d place, Center, 31st, Loomis.
6. Hyde Park town line (39th), State, 51st, Cottage Grove, 52d, lake.
7. Fifty-second street, Cottage Grove, 51st, State, 71st, lake.
8. Seventy-first street, Stony Island avenue projected through to the intersection of the east line of sections 26 and 35, township 37 north, range 14, along said section line to city limits, 138th street, Indiana state line, lake.
9. West 12th, Morgan, 18th, Morgan, river.
10. West 12th, Laffin, river, Morgan, 18th, Morgan.
11. West Taylor, Cypress, 12th, Hoyno, Illinois and Michigan canal, Laffin.
12. West 12th, Homan, Ogden, Clifton Park avenue, 24th, Central Park avenue, Illinois and Michigan canal, Hoyno.
13. Washington, Homan, Kinzie, 40th, 12th, Western.
14. West Chicago avenue, Homan, Washington, Ashland.
15. North avenue, Kedzie, Chicago avenue, Ashland, Division, Robey.
16. West Fullerton, Robey, Division, river.
17. West Division, Ashland, Kinzie, river.
18. West Kinzie, Ashland, Madison, Center, Van Buren, river.
19. West Van Buren, Loomis, Taylor, Laffin, 12th, river.
20. South Ashland, Washington, Western,
- 12th, Cypress, Taylor, Loomis, Van Buren, Center, Madison.
21. North avenue, Sedgwick, Division, Wells, river, lake.
22. North avenue, river, Wells, Division, Sedgwick.
23. Fullerton, Halsted, Center, Racine, Clybourn, river, North avenue, lake.
24. Belmont, river, Clybourn, Racine, Center, Halsted, Fullerton, Racine.
25. Indian boundary line, Howard, Ridge road, Devon, Clark, Irving Park boulevard (Graceland avenue), Racine, Fullerton, lake.
26. Howard street projected, Kedzie projected, Devon projected, Western, Belmont, Racine projected, Irving Park boulevard, Clark, Devon, Ridge.
27. West Devon, 64th projected, city limits, Bryn Mawr projected, 60th projected, Irving Park boulevard, 72d projected, North avenue, Kedzie, Diverssey, river, Belmont, Western.
28. Diverssey, Kedzie, North avenue, Robey, Fullerton, river.
29. West 39th projected, 48th projected, 55th, Halsted.
30. West 39th, Halsted, 55th, State.
31. West 55th, 48th, 87th, Western, 79th, Loomis, 63d, State.
32. West 63d, Loomis, 79th, Western, 107th, Halsted, 103d, Stewart, 99th, State.
33. Seventy-first, State, 99th, Stewart, 103d, Halsted, 111th, Peoria, 115th, Ashland, 123d, Halsted, city limits, east line of sections 35 and 26, township 37 north, range 14, Stony Island avenue projected.
34. West Kinzie, 46th, 33th projected, Illinois and Michigan canal, Central Park avenue, 24th, Clifton Park avenue, Ogden, Homan, 12th, 40th.
35. West North avenue, Austin avenue, 12th, 46th, Kinzie, Homan, Chicago, Kedzie.

**LEGAL FARES FOR HACKS AND CABS.**

**FOR TWO-HORSE VEHICLES.**

|  |        |
|--|--------|
| One or two passengers, one mile or less          | \$1.00 |
| Each additional mile, one or two passengers      | .50    |
| Each additional passenger, same party            | .50    |
| By the hour, first hour                          | 2.00   |
| Each additional hour or fraction thereof         | 1.00   |
| By the day, one or more passengers               | 6.00   |
| Between railroad stations, one or two passengers | 1.00   |

**FOR ONE-HORSE VEHICLES.**

|   |     |
|---|-----|
| One or two passengers, one mile or less   | .50 |
| Each additional person, one mile or less  | .25 |
| Each additional mile, one or two passengers                                       | .25 |
| By the hour, first hour   | .75 |
| Each additional hour or fraction thereof in parks or beyond city limits, per hour | .75 |
| Each additional quarter hour in parks, etc.                                       | .25 |

No charge for children under 5 years of age. Ordinary baggage carried free. A cab and carriage service is maintained by some of the railroad companies at the principal passenger stations. The rates are fixed and are about the same as those given above; in some cases they are less. Between midnight and morning a higher rate is usually asked.

**EXPRESS WAGONS AND TRUCKS.**

|  |       |
|--|-------|
| For loads not exceeding 500 lbs, 1 mile                        | \$.50 |
| For each additional 500 lbs or fraction thereof                | .25   |
| For household furniture, 1-horse truck load, two miles or less | 1.00  |
| When distance exceeds 2 miles, for each additional mile        | .25   |
| For double truck load within 2 miles                           | 3.00  |
| For each additional mile                                       | 1.00  |

**MONUMENTS IN CHICAGO.**

- In Lincoln Park—Andersen, Beethoven, Franklin, Garibaldi, Goethe, Grant, LaSalle, Lincoln, Linne, Schiller, Shakespear, Signal of Peace, The Alarm.
- In Humboldt Park—Humboldt, Lelf Ericson, Reuter.
- In Union Park—Haymarket.
- In Garfield Park—Victoria.
- In Lake Front Park—Logan.

- Foot of 35th Street—Douglas.
- Calumet and 18th—Fort Dearborn massacre.

**FOUNTAINS.**

- Drake—Washington, between LaSalle and Clark.
- Drexel—Drexel boulevard and 35th.
- Electric—Lincoln park.
- Rosenberg—Lake Front park, south end.

## BOARD OF EDUCATION.

(Offices in Schiller building.)

President—Graham H. Harris.  
 Vice-President—Clayton Mark.  
 Secretary—Lewis E. Larson.

Members—Thomas Brennan, Daniel R. Cameron, Clayton Mark, Christian Meier, Joseph Stolz, Chester M. Dawes, George W. Claussenius, Graham H. Harris, Mrs. Caroline K. Sherman, John T. Keating, Thomas Gallagher, Edward Tilden, Edwin F. Rowland, E. G. Dudley, Mrs. Isabelle O'Keefe, Joseph Downey, Charles J. Holmes, F. J. Loesch, John F. Wolff, Charles J. Vopicka, Henry Hartung.

School Management Committee—Mr. Brennan, chairman; Messrs. Cameron, Loesch, Keating, Dudley, Claussenius, Dawes, Stolz, Rowland, Meier, Mrs. Sherman and Mrs. O'Keefe. (Meets on alternate Thursday afternoons.)

Finance Committee—Mr. Mark, chairman; Messrs. Rowland, Wolff, Vopicka and Hartung.

Buildings and Grounds Committee—Mr. Downey, chairman; Messrs. Mark, Wolff, Gallagher, Cameron, Loesch, Tilden, Holmes and Vopicka. (Meetings Friday afternoon.)

Compulsory Education Committee—Mr. Meier, chairman; Mrs. O'Keefe, Messrs. Loesch, Holmes and Hartung.

Business Manager—John A. Gullford.

Chief Engineer—Thomas J. Waters.

Auditor—George G. Custer.

Architect—William B. Mundle.

Meetings of Board—On alternate Wednesday evenings.

## SUPERINTENDENTS.

General Superintendent—Edwin G. Cooley.  
 Assistant Superintendent—Fred M. Sargent.  
 Superintendent of Compulsory Education—W. L. Bodine.

Superintendent Parental School—Thomas H. MacQuary.

## DISTRICT SUPERINTENDENTS.

1. M. Elizabeth Farson.
2. Charles D. Lowry.
3. William W. Speer.
4. Ella C. Sullivan.
5. Albert R. Sabin.
6. Albert G. Lane.
7. Edward C. Delano.
8. Henry G. Clark.
9. Mary E. Vaughan.
10. William C. Payne.
11. William C. Dodge.
12. L. P. Goodhue.
13. Leslie Lewis.
14. Alfred Kirk.

## SUPERVISORS.

Modern Languages—G. A. Zimmerman.  
 Drawing in High Schools—H. Hanstein.  
 Physical Culture—Henry Suder.  
 Manual Training and Household Arts—Robert M. Smith.  
 Drawing in Elementary Grades—Jean McW. Mellor.  
 Singing—H. W. Fairbank.  
 Schools for Deaf—Mary McCowen.  
 Director Child Study and Pedagogic Investigation—Fred W. Smedley.  
 Schools for Blind—John B. Curtis.

## OFFICE HOURS.

General offices open from 9 a. m. to 5 p. m.; Saturday to 1 p. m.  
 President of board, 4 p. m. to 6 p. m.  
 Business manager, 4 p. m. to 5 p. m.  
 Superintendent, Mondays, Wednesdays and Fridays, 3 p. m. to 5 p. m.  
 District superintendents, Saturdays, 9 a. m. to 12 m., and 4 p. m. to 5 p. m. on stated days.

## SCHOOLS OF CHICAGO.

(With the location and the principal of each.)

Chicago Normal School—68th street and Stewart avenue; Arnold Tompkins.

Normal Practice School—68th street and Stewart avenue; Harry T. Baker.

Yale Practice School—70th street and Yale avenue; John S. Welch.

## HIGH SCHOOLS.

Austin—Frink and Walnut streets; George H. Rockwood.

Calumet—Normal avenue, near 80th street; Avon S. Hall.

Englewood—Stewart avenue and 62d street; James E. Armstrong.

English High and Manual Training—126 and 128 South Jefferson street; A. R. Robinson.

Hyde Park—56th street and Kimbark avenue; Charles W. French.

Jefferson—West Wilson street and North 47th avenue; Charles A. Cook.

Lake—Union avenue and West 47th place; Edward F. Stearns.

Lake View—Ashland and Irving Park avenues; Benjamin F. Buck.

Marshall—Adams street, near Kedzie avenue; Louis J. Block.

McKinley, William—Western avenue and Flournoy; George M. Clayburn.

Medill—14th place, near Throop street; Edward C. Rosseter.

Northwest Division—Potomac and North Claremont avenues; Franklin P. Flisk.

South Chicago—93d street and Houston avenue; Spencer R. Smith.

Waller, Robert A.—Orchard and Center streets; Oliver S. Wescott.

## ELEMENTARY SCHOOLS.

Adams, J. Q.—Townsend, between Chicago avenue and Locust street; Inger M. Scholager.

Agassiz—Diversey and Seminary avenues; Lina E. Troendle.

Alcott—Wrightwood avenue and Orchard street; Agnes M. Hardinge.

Anderson—Lincoln and Division streets; Francis McKay.

Armour Street—Armour street, near Ohio; G. A. Osigna.

Arnold—Burling and Center streets; John E. Adams.

Auburn Park—Normal avenue, near 80th street; Avon S. Hall.

Audubon—Cornella and Hoyne avenues; Jehiel K. Davis.

Austin Grammar—Frink and Walnut streets; George H. Rockwood.

Avondale—North Sawyer avenue and Wellington street; John H. Stehman.

Bancroft—Maplewood avenue, near North avenue; Samuel R. Meck.

Barnard, Alice L.—Charles and 104th streets; Elizabeth H. Sutherland.

Bass, Perkins—66th and May streets; Fulton B. Ormsby.



- Beidler, Jacob—Walnut street and Kedzie avenue; James C. Alling.
- Bismarck—Armitage and North Central avenues; William M. Roberts.
- Blaine—Grace street and Janssen avenue; Mary J. Zollman.
- Bowmanville—Winona street, near Lincoln avenue; Esther Morgan.
- Bradwell, Myra—Sherman avenue, near 67th street; Irene Fort.
- Brainerd—12th place, near Hoyne avenue; Etta Q. Gee.
- Brenan, Thomas—Lime street, near Archer avenue; Helen J. Walsh.
- Brentano—North Fairfield avenue, near West Diversey avenue; Washington D. Smyser.
- Brighton—35th street, near Lincoln; Mary E. Gilbert.
- Brown—Warren avenue and Wood street; Matilda M. Niehaus.
- Brownell—Perry avenue, near 65th street; Alma Willard.
- Buckley—43d street and Evarts avenue; Mary A. Forkin.
- Burley, Augustus H.—Barry avenue, near Ashland avenue; Cephas H. Leach.
- Burns, Robert—Central Park avenue and 25th street; Robert Nightingale.
- Burnside, Ambrose E.—91st place and Langley avenue; Frank W. Reider.
- Burr—Ashland and Wabansia avenues; Frank L. Morse.
- Burrroughs—36th street and Washtenaw avenue; Samuel A. Harrison.
- Calhoun—Jackson boulevard and Francisco avenue; Rufus M. Hitch.
- Cameron, D. R.—Monticello and Potomac avenues; Herbert L. Merrill.
- Carpenter—Center avenue and Huron street; Volney Underhill.
- Carter—Wabash avenue and 61st street; Abbe E. Lane.
- Chalmers, Thomas—12th street and Fairfield avenue; Bertha Benson.
- Chase—Cornelia court and Point street; A. Esther Butts.
- Chicago Lawn—62d street and Hamlin avenue; Henry D. Hatch.
- Clarke—Ashland avenue and West 13th; Silas L. Wood.
- Clay, Henry—103d street and Superior avenue; Charles W. Thompson.
- Colman—Dearborn street, near 47th; Daniel O'Connor.
- Columbus—Angusta street, between Hoyne avenue and Leavitt street; Kate A. Reedy.
- Coonley, John C.—Leavitt street and Belle Plaine avenue; Cora E. Lewis.
- Cooper—West 19th street, near Ashland avenue; Ida A. Shaver.
- Corkery, Daniel J.—42d avenue and 25th street; William J. K. Bowen.
- Cornell—Drexel avenue, near 75th street; Flora J. Joslyn.
- Crerar, John—Campbell avenue, between Taylor and Fillmore streets; John T. Ray.
- Cummings—Calhoun avenue, near 107th street; Elliot A. Hamilton.
- Curtis, George W.—Stanwood avenue, near State street; Thomas C. Hill.
- Darwin, Charles R.—Armitage avenue and Humboldt boulevard; Ernest C. Cole.
- Dewey, George—54th street and Union avenue; Edward McLaughlin.
- Dore—Harrison street, near Halsted; Joseph A. Bache.
- Drake, John B.—Calumet avenue, between 26th and 28th streets; Grace Reed.
- Drummond—Clybourn place and Girard street; Helen P. Ryan.
- Earle, Charles W.—61st street and South Hermitage avenue; Ira C. Baker.
- Eighteenth Street—18th and Morgan streets; Sarah A. Fleming.
- Ellis Avenue—Ellis avenue and 72d street; Mack M. Lane.
- Emerald Avenue—Emerald avenue and 79th street; Daniel J. Beeby.
- Emerson—Walnut and Paulina streets; Catharine A. Tibbetts.
- Emmet, Robert, Austin—Corner Madison street and Pine avenue; G. Charles Griffiths.
- Ericsson, John—West Harrison street, near Sacramento avenue; Andrew J. Wood.
- Everett—South Irving avenue and 34th street; Daniel A. White.
- Fallon—Wallace and 42d streets; James E. McDade.
- Farragut—Spaulding avenue and 23d street; Mary E. Baker.
- Farren—Wabash avenue, near 51st; Gertrude E. English.
- Felsenthal, Herman—Calumet avenue and 41st street; Walter J. Harrower.
- Fernwood—Union avenue and 101st street; Georgiana W. Muir.
- Field, Eugene—Greenleaf and North Ashland avenues; J. Haskins Smith.
- Forrestville—45th street and St. Lawrence avenue; Florence Holbrook.
- Foster—Union and O'Brien streets; Bertha S. Scholdager.
- Franklin—Goethe street, near Wells; Mary J. W. Boughan.
- Froebel—21st and Robey streets; Ellen K. Baker.
- Fuller, Melville W.—42d street and St. Lawrence avenue; Benjamin F. Hill.
- Fulton—Hermitage avenue and 53d street; Clara H. McFarlin.
- Gallistel—Ewing avenue, near 104th street; Arthur E. Jacobs.
- Garfield—Johnson street and 14th place; Henry C. Cox.
- Gladstone—Robey street and Washburne avenue; William I. Marshall.
- Goethe—Rockwell street, near Fullerton avenue; Charles S. Bartholf.
- Goldsmith, Oliver—210 Maxwell street; William R. Hornbaker.
- Goodrich—Taylor and Sangamon streets; Carolyn G. Adams.
- Goudy, W. C.—North 59th and Winthrop avenues; Arch. O. Coddington.
- Graham—45th street and Union avenue; William E. Watt.
- Grant—Wilcox avenue, near Western avenue; Sarah A. Kirkley.
- Greeley, Horace—Grace street and Sheffield avenue; Elizabeth A. McGillen.
- Greene, Nathanael—Paulina and 36th streets; Ida M. Cook.
- Greenwood Avenue—Greenwood avenue and 46th street; Eugene C. Webster.
- Gresham—85th and Green streets; Robert H. Rennie.
- Hamilton—Cornelia and North Paulina streets; Minnie A. Barthell.
- Hammond—21st place, near California avenue; Mary E. Tobin.
- Hancock—Princeton avenue and Swan street; Patrick Chamberlain.
- Harrison—23d place, near Wentworth avenue; Florence U. Colt.
- Hartigan—Armour avenue, near Root street; Mary A. McNarney.
- Harvard—Harvard street, between 74th and 75th; William Radebaugh.
- Haven—Wabash avenue and 15th street; George C. Bannan.

- Hawthorne—School street and Seminary avenue; George W. Davis.
- Hayes—Leavitt and Fulton streets; Edward J. Tobin.
- Headley—Lewis street and Garfield avenue; Luman Hewes.
- Healy—Wallace street, near 31st; Caroline W. Straughan.
- Hedges—48th street and Winchester avenue; Marcella R. Hanlon.
- Hendricks—43d street and Tracy avenue; John McCarthy.
- Hoerner—47th place, near Aberdeen street; Mary S. L. Hartigan.
- Holden—Loomis and 31st streets; Charles F. Babcock.
- Holmes—55th and Morgan streets; James W. McGinnis.
- Howland, George—Spaulding avenue and 16th street; Amelia M. Hookway.
- Hoyne, Thomas—Cass and Illinois streets; Helen N. Blanchard.
- Huron Street—Huron and Franklin streets; Martha M. Ruggles.
- Iowa Street, Austin—Iowa street and Central avenue; Novella M. Close.
- Irving—Lexington and Leavitt streets; John W. Troeger.
- Irving Park—2334 North 41st court; Delos Buzzell.
- Jackson, Andrew—Sholto and Better streets; Ellen W. Carpenter.
- Jefferson—Elburn avenue and Lavin street; Catharine McGarty.
- Jefferson Park—North 52d and Winnemac avenues; Sarah J. O'Keefe.
- Jenner, Edward—Oak street and Milton avenue; Mary E. C. Lyons.
- Jirka, Frank J.—17th and Lavin streets; Mary E. Rogers.
- Jones—Plymouth court and Harrison street; Cora Caverno.
- Keith—Dearborn and 34th streets; Samuel B. Allison.
- Kenwood—Lake avenue and 50th street; Alice E. Sollitt.
- Kershaw—Union avenue, near 64th street; Dudley G. Hays.
- King—Harrison street, near Western avenue; Ellen J. Hardick.
- Kinzie—Ohio street and LaSalle avenue; Abigail A. Cannon.
- Knickerbocker—Clifton and Belden avenues; Edith Huguenin.
- Komansky—Throop and 20th streets; Clara H. Mahony.
- Kosciusko—Division and Cleaver streets; Harriet P. Johnson.
- Kozminski, Charles—54th street and Ingleside avenue; Orris J. Milliken.
- Lafayette—Washtenaw avenue and Augusta street; Mary I. Purer.
- Langland—Cortland street, near Leavitt; Effie M. Christensen.
- LaSalle—Hammond and Eugenie streets; Homer Bevans.
- Laurel Avenue, Austin—Laurel avenue and Superior street; Mary E. Vance.
- Lawson, Victor F.—Homan avenue and 13th street; Douglas C. Ridgeley.
- Lewis-Champain—62d street and Princeton avenue; Kate S. Kellogg.
- Lincoln—Larrabee street and Kemper place; Albert L. Stevenson.
- Linne—Sacramento avenue and School street; Lewis L. Colwell.
- Logan—Oakley avenue and Bremen street; James B. Farnsworth.
- Longfellow—Throop street, near 19th; Margaret C. Adams.
- Lowell—North Spaulding avenue and Hirsch street; John H. Stube.
- Madison Avenue—Madison avenue, near 7th street; Sarah A. Milner.
- Manierre—Hudson avenue, near Blackhawk street; Augustus R. Dillon.
- Mann, Horace—37th street and Princeton avenue; Susie E. Colver.
- Marquette—Harrison and Wood streets; Charles W. Minard.
- Marsh, J. L.—101st street and Escanaba avenue; John L. Lewis.
- Marshall—Adams street, near Kedzie avenue; Louis J. Block.
- Medill—14th place, near Throop street; Edward C. Rosster.
- Mitchell, Ellen F.—North Oakley avenue and Ohio street; Chester C. Dodge.
- Montefiore—Sangamon street and Grand avenue; Fannie E. Oliver.
- Moos, Bernard—California avenue and School street; Carrie F. Patterson.
- Morris—Noble avenue and Bissell street; Clarence O. Scudder.
- Moseley—Michigan avenue and 24th street; Electa E. Dewey.
- Motley—North Ada street, near West Chicago avenue; Maria H. Sayward.
- Mulligan—Sheffield avenue, near Willow street; Hanna Shiff.
- McAllister—36th and Gage streets; J. D. Shoop.
- McClellan—Wallace and 35th streets; Alfonso E. MacDonald.
- McCosh—Champlain avenue, near 66th street; Mary D. Olson.
- McLaren, John—York and Lavin streets; Laura D. Ayers.
- McPherson—Wolcott street, near Lawrence avenue; Adelaide E. Jordan.
- Nash, Henry H.—North 49th avenue and West Erie street; Maggie S. Gill.
- Nettelhorst, Louis—Evanston and Aldine avenues; Maria Clark.
- Newberry—Willow and Orchard streets; Corydon G. Stowbel.
- Nixon, Wm. Penn—Dickens and North 42d avenues; Charles H. Ostrander.
- Norwood Park—Chestnut and Elm streets; Solon H. Dodge.
- Oakland—40th street and Cottage Grove avenue; Louis M. Ripple.
- Oak Ridge—Prairie avenue and 52d street; William E. Vandewater.
- Ogden—Chestnut and North State streets; Austin C. Rishel.
- Ohio Street, Austin—Ohio street and Park avenue; Edward E. Worst.
- O'Toole—48th and Bishop streets; Susie L. Cowan.
- Parkman—51st street and Princeton avenue; John B. McGinty.
- Park Manor—71st street and Rhodes avenue; Waldo Dennis.
- Parkside—70th street and Seipp avenue; Julia P. McEachron.
- Peabody—Augusta and Noble streets; Mary H. Smyth.
- Pickard—21st place and Oakley avenue; Mary J. O'Byrne.
- Polk Street—Polk street, near Desplaines; Harriet F. Hayward.
- Prescott—Wrightwood and Ashland avenues; Margaret S. Fitch.
- Pulaski—Leavitt street, between Lubeck and Coblentz streets; Anna C. Goggin.
- Pullman—Pullman avenue and 113th street; Daniel R. Martin.
- Raster, Herman—Wood and 70th streets; David L. Murray.

Ratenswood—Paulina street and Montrose avenue; Josiah F. Kletzing.

Ray—57th street and Monroe avenue; William M. Lawrence.

Raymond—Wabash avenue and 36th place; James H. Brayton.

Riverdale—Leyden and Indiana avenues; James H. Henry.

Rogers—West 13th street, near Throop; Alice A. Hogan.

Rosehill—4147 North Clark street; E. L. Kletzing.

Ryerson—Lawndale avenue and Huron street; Fred M. Sisson.

Scammon—Morgan and Monroe streets; Mary B. Bryant.

Scanlan—Perry avenue, near 117th street; Alfred Harvey.

Schiller—Vedder and Penn streets; Luella Heinroth.

Schley, Winfield Scott—North Oakley avenue, near Potomac avenue; Minna S. Heuermann.

Schneider, George—Hoyne avenue, near Wellington street; Elizabeth A. Fisk.

School for Crippled Children—Ogden avenue and Madison street; Emma E. Haskell.

Scott, Walter—64th street and Washington avenue; John W. Akers.

Seward—46th street and Hermitage avenue; George D. Plant.

Sheldon—State and Elm streets; Elizabeth W. Murphy.

Sheridan, Mark—27th and Wallace streets; John A. Johnson.

Sheridan, Phil—90th street and Escanaba avenue; Edward L. C. Morse.

Sherman—Morgan street and 51st place; Levi T. Regan.

Sherwood—57th street and Princeton avenue; William J. Black.

Shields—43d and Rockwell streets; James W. Brooks.

Skinner—Jackson boulevard and Aberdeen street; Ella R. Coles.

Smyth, John M.—13th street, near Blue Island avenue; Luella V. Little.

Spry, John—Southwest boulevard and West 24th street; Henry S. Tibbits.

Stony Island Avenue—93d street and Stony Island avenue; Patrick F. Haley.

Sullivan, William K.—83d street and Houston avenue; Ada L. Bannerman.

Sumner—43d avenue and Harrison street; Elizabeth V. Port.

Swing, David—String street, between 16th and 17th; William J. Fraser.

Talcott—Ohio and Lincoln streets; Margaret E. Burke.

Taylor—Avenue J, near 100th street; Belle A. Butterfield.

Tennyson—California avenue and Fulton street; Mary F. Willard.

Thomas, George H.—Belden avenue and High street; Elizabeth M. F. Cobb.

Thirty-Third Place and Morgan Street—Minnie K. Cowan.

Thorp, J. N.—89th street and Superior avenue; Ida M. Pahlman.

Throop—Throop street, near 18th; Mary W. O'Keefe.

Tilden—Lake and Elizabeth streets; Harriet N. Winchell.

Tilton—West Lake street and 44th avenue; John A. Wadhams.

Trumbull, Lyman—Division and Sedgwick streets; Elizabeth T. Spieker.

Van Vliissingen—108th place, near Wentworth avenue; George A. Brennan.

Von Humboldt—Rockwell and Hirsch streets; William J. Bartholf.

Wabansla Avenue—Wabansla avenue and Ballou street; Frank A. Lark.

Walsh—20th and Johnson streets; Mary B. Rice.

Ward—Shields avenue and 27th street; Emily L. French.

Washburne—West 14th street, near Union; Tammie E. Flowers.

Washington—Morgan street, near Ohio; William J. Bogan.

Webster—Wentworth avenue and 33d street; Erastus A. Barnes.

Wells—Ashland avenue and Cornelia street; John H. Loomis.

Wentworth, D. S.—70th and Sangamon streets; William H. Campbell.

West Pullman—120th street and Parnell avenue; Jennie L. Price.

Whittier—Lincoln and 23d streets; Mary Greene.

Wicker Park—Evergreen avenue, near Robey street; Agnes M. Brown.

Willard, Frances E.—49th street and St. Lawrence avenue; William M. Giffin.

Woodlawn—Lexington avenue, near 64th street; Isabel Burke.

Worthy, John—California avenue and 26th street.

Yates, Richard—Cortland and Humboldt streets; Blanca R. Daigger.

## BOARD OF EDUCATION SCHEDULE OF SALARIES.

General superintendent, \$7,000 a year.

District superintendents, \$3,500 each the first two years; after that \$4,000 a year.

Supervisors: Modern languages, \$3,000; singing, \$2,400; drawing, \$2,400; physical culture, \$2,400; schools for deaf, \$1,500; manual training, \$3,000.

Teachers of special studies, \$1,000 for first year, up to \$1,400 for the fourth and subsequent years.

High school principals: First group, \$2,500 the first year, increasing \$100 a year till a maximum of \$3,000 is reached; second group, \$2,000 the first year, maximum \$2,500.

High school instructors: First group, \$1,500 to \$2,000; second group, \$1,200 to \$1,500; third group, \$850 to \$1,200, the rate of increase being \$75 a year.

High school teachers of German, French and drawing: First group, \$1,200 to \$2,000; second group, \$750 to \$1,200. High school substitutes, \$4 to \$5 a day.

Principal Chicago Normal school, \$5,000.

Principals of elementary schools receive \$1,200 a year for the first year and \$100 additional each year thereafter till the maximum is reached; for schools having 700 or more pupils the maximum is \$2,500; 300 to 700 pupils, \$2,200; under 300 pupils, \$1,600.

Assistant teachers in grammar grades: 1st year, \$500; 2d, \$550; 3d, \$625; 4th, \$675; 5th, \$725; 6th, \$800; 7th, \$825; 8th, \$850; 9th, \$875; 10th, \$900.

Assistant teachers in elementary grades: 1st year, \$500; 2d, \$550; 3d, \$575; 4th, \$670; 5th, \$700; 6th, \$775; 7th, \$800; 8th, \$825; 9th, \$850; 10th, \$875.

Head assistant, 1st and 2d year, \$975; 3d, 4th and 5th years, \$1,025; 6th to 10th year, \$1,075; maximum, \$1,125.

Directors of kindergartens, \$500 up to \$700; assistants, \$350 to \$500.

## CHICAGO POSTOFFICE.

(Lake front, foot of Washington street.)

Postmaster—Frederick E. Coyne; room 35; salary, \$6,000.  
 Assistant Postmaster—John M. Hubbard; room 36; salary, \$3,000.  
 Superintendent of Mails—Maurice J. McGrath; room 37; salary, \$2,700.  
 Superintendent City Delivery—Leroy T. Steward; room 55; salary, \$2,700.  
 Superintendent Registry Division—W. W. Marr; room 1; salary, \$2,400.  
 Superintendent Money Order Division—J. B. Schlossman; room 31; salary, \$2,400.  
 Cashier—William R. Dawes; room 32; salary, \$2,600.  
 Secretary Civil-Service Board—Peter Newton; room 41; salary, \$2,000.  
 Postoffice Inspector—James E. Stuart; room 52; salary, \$2,500.  
 Superintendent 6th Division, Railway Mail Service—E. L. West; room 67; salary, \$2,500.

## RECEIPTS AND MAIL HANDLED.

Rec'ts for yr. ended June 30, 1901. \$7,706,357.24  
 Receipts Jan. 1 to Aug. 31, 1901.. 5,226,004.19  
 Pieces mail handled fiscal year.. 962,547,319  
 Pieces mail handled first 6 mos.,  
 1901 ..... 495,000,000

## CARRIER STATIONS.

Central—Main postoffice; superintendent, J. N. McArthur.  
 Board of Trade—117-119 Quincy street; William J. Major.  
 Monadnock—Monadnock building; J. J. Garrity.  
 Lincoln Park—649-651 North Clark street; Canute Matson.  
 Lake View—1662-1664 North Clark street; E. T. Howard.  
 C—428-430 West Madison street; Perry H. Smith, Jr.  
 D—833-835 West Madison street; George Berg.  
 Garfield Park—1926 West Madison street; E. S. Watts.  
 Carpenter Street—291-293 North Carpenter street; T. W. Wittler.  
 Wicker Park—1263-1265 Milwaukee avenue; C. W. Worthington.  
 Logan Square—1911-1913 Milwaukee avenue; James Stott.  
 Pilsen—671-673 Loomis street; J. F. Jabin.  
 Armour—3217 State street; H. Blattner.  
 Stock Yards—4193 South Halsted street; H. C. Smale.  
 22d Street—90 22d street; E. J. Beach.  
 M—40th street and Cottage Grove avenue; J. J. Healy.  
 Hyde Park—324 55th street; W. E. Crumbacker.  
 Jackson Park—455 63d street; H. Z. Eaton.  
 Englewood—549-551 West 63d street; J. E. Vreeland.  
 Auburn Park—606 West 79th street; J. Hardacre.

Grand Crossing—1143 75th street; W. Arens.  
 South Chicago—3210 Commercial avenue. P. T. O'Sullivan.  
 U—Jackson boulevard and Canal street; H. H. Henshaw.  
 Millard Avenue—Millard and Ogden avenues; John Davy.  
 Brighton Park—3475-3479 Archer avenue; J. Richak.  
 Ravenswood—1250 Ravenswood park; W. H. Hussander.  
 Winnemac—2536 Lincoln avenue; M. M. Potter.  
 Edgewater—1203 Bryn Mawr avenue; W. R. Rennacker.  
 Rogers Park—4796 North Clark street; Hermon Lieb.  
 Douglas Park—580 Western avenue; A. Lamme.  
 Pullman—4 Arcade building; J. F. Collins.  
 West Pullman—12005 Halsted street; H. H. Van Evra.  
 Riverdale—13565 Indiana avenue; G. A. Ernst.  
 Hegewisch—13303 Erie avenue; Frank Lonn.  
 Washington Heights—1360 West 103d street; W. D. Giesman.  
 Elsdon—3533 West 51st street; W. E. Withall.  
 Chicago Lawn—3520 West 63d street; F. Bosworth.  
 Irving Park—1159 Irving Park boulevard; H. W. Graham.  
 Jefferson—4303 Milwaukee avenue; E. Willmann.  
 Norwood Park—3470 Avondale avenue; G. W. Van Denburgh.  
 Dunning—2654 West Irving Park boulevard; L. E. Taylor.  
 Mont Clare—3315 West Fullerton avenue; W. C. Searle.  
 Cragin—2684 Grand avenue; R. C. Smyers.  
 Clarkdale—8254 Central Park avenue; C. C. Spalds.  
 Austin—5614 South boulevard; H. T. Robertson.  
 Dauphin Park—9033 Cottage Grove avenue; P. K. Ryan.  
 East Side—9904 Ewing avenue, W. G. Seborg.

## STATIONS WITHOUT CARRIERS.

Crilly—167 Dearborn street; superintendent, C. Reuter.  
 Masonic Temple—51 State street; G. D. Skamper.  
 South Water—15 LaSalle street; C. H. Gentry.  
 Stock Exchange—Washington and LaSalle streets; A. L. McCombs.  
 In addition to the above there are 152 substations served from the carrier stations and each with a clerk in charge.  
 There are 1,566 clerks in the main postoffice and stations and 1,313 carriers and collectors.

## BOARD OF TRADE.

Jackson boulevard and LaSalle street.  
 President—William S. Warren.  
 First Vice-President—William N. Eckhardt.  
 Second Vice-President—Edward S. Adams.

Secretary—George F. Stone.  
 Directors—Frederick W. Smith, Thomas C. Edwards, William H. Chadwick, John L. Fyffe, Harry B. Slaughter.

## STOCK EXCHANGE.

(Washington and LaSalle streets.)

President—Reuben H. Donnelly.  
 Treasurer—John J. Mitchell.  
 Governing Committee—A. J. Whipple.

Granger Farwell, Walter S. Brewster, William B. Wrenn, C. B. Eggleston, Benjamin B. Cahn and Warren L. Beckwith.

# Electric Light and Power

ELECTRIC LIGHT is by far the best and most satisfactory illuminant for the home, the office, the store, clubs and churches—all public buildings.

ELECTRIC POWER in any quantity—the best wherever power is required.

HIGH-GRADE WIRING and CONSTRUCTION WORK of all kinds at reasonable rates.

ESTIMATES PROMPTLY FURNISHED.

## Chicago Edison Company

EDISON BUILDING, 139 ADAMS STREET.

TELEPHONE MAIN 1280.

1837.

## S. D. CHILDS & COMPANY,

1902.

140-142 Monroe Street,  
CHICAGO.

ENGRAVERS, STATIONERS, LITHOGRAPHERS,  
PRINTERS AND BLANK BOOK MAKERS.

WEDDING  
INVITATIONS  
ENGRAVED.

Fine Correspondence Stationery, Crests, Mono-grams, Address Dies, Stamping and Illuminating.

All Mail Orders Promptly Attended To.

SAMPLES  
SENT ON  
REQUEST

## CHARLES M. FOSKETT, PLUMBER AND GAS FITTER

AND DEALER IN GAS FIXTURES.

PLUMBING IN ALL ITS BRANCHES....  
... SEWERS CLEANED AND REPAIRED,  
WATER CLOSETS, SHOWER BATHS,  
BASINS, HYDRANTS, PUMPS, ETC., ETC.,  
FITTED UP IN MOST APPROVED STYLE.  
JOBGING PROMPTLY ATTENDED TO....

NOS. 131 AND 133  
FIFTH AVENUE,

TELEPHONE MAIN 747. CHICAGO.

## CLUBS AND CLUBHOUSES.

- Ashland—575 Washington boulevard; president, A. H. Tyrrell; secretary, Fred G. Brooks.
- Calumet—Michigan avenue and 20th street; president, Charles J. Barnes; secretary, George H. Taylor.
- Chicago Athletic Association—125 Michigan avenue; president, James K. Armsby; secretary, William E. O'Neill.
- Chicago—Michigan avenue and Van Buren street; president, Arthur J. Caton; secretary, F. Willis Rice.
- Columbia Yacht—Lake front, foot of Randolph street; secretary, C. E. Fox.
- Columbus—43 Monroe street; president, David F. Bremner; secretary, H. Hayes.
- Englewood Men's Club—6223 Harvard avenue; president, C. A. Nowak; secretary, J. G. Teller.
- Germania—North Clark street and Germania place; president, G. F. Fischer; secretary, W. R. Michaels.
- Ideal—300 LaSalle avenue; president, B. M. Engelhard; secretary, Henry Waterman.
- Illinois—154 Ashland boulevard; president, William J. Wilson; secretary, George B. Sloan.
- Kenwood—Lake avenue and 47th street.
- Lakeside—Grand boulevard and 42d street; president, Samuel Despres; secretary, L. W. Wheeler.
- Lincoln—1215 Washington boulevard; president, Albert Wahl; secretary, F. N. Phelps.
- Marquette—Dearborn avenue and Maple street; president, W. L. Bush; secretary, C. M. Foell.
- Menoken—1196 Washington boulevard; president, C. W. Walduck; secretary, R. H. Gillespie.
- Oakland—Ellis and Oakwood avenues; president, H. S. Wetherell; secretary, W. C. Thorbus.
- Oaks—Lake street and Waller avenue; president, H. H. Reardon; secretary, S. J. Whitlock.
- Quadrangle—Lexington avenue and 58th street.
- Sheridan—4100 Michigan avenue; president, William A. Lydon; secretary, E. T. Wade.
- Standard—Michigan avenue and 24th street; president, Leo B. Lowenthal; secretary, Samuel Marks.
- Union—Dearborn avenue and Washington place; president, Milton W. Kirk; secretary, William R. Odell.
- Union League—Jackson boulevard and Custom House place; president, Volney W. Foster; secretary, Frank R. Greene.
- University—118 Dearborn street; president, D. B. Jones; secretary, John R. Montgomery.
- Washington Park—South Park avenue and 61st street; president, L. A. Young; secretary, James Howard.
- Woodlawn Park—Woodlawn avenue and 64th street.

## CHICAGO THEATERS AND MUSIC HALLS.

- Academy—Halsted street, near Madison.
- Alhambra—State street and Archer avenue.
- Auditorium—Wabash avenue and Congress street.
- Bijou—Jackson and Halsted streets.
- Bush Music Hall—North Clark street and Chicago avenue.
- Chicago Opera House—Washington street, opposite courthouse.
- Cleveland's—Van Buren street, between Wabash and Michigan avenues.
- Coliseum—Wabash avenue, near 14th street.
- Columbus—Wabash avenue and 19th street.
- Criterion—Sedgwick and Division streets.
- Dearborn—Randolph street, between Clark and Dearborn.
- Grand Opera House—Clark street, near Washington.
- Great Northern—Quincy street, between Dearborn and State.
- Haymarket—Madison street, near Halsted.
- Hopkins'—State street, near Congress.
- Illinois—Jackson boulevard, between Wabash and Michigan avenues.
- Masonic Temple Theater—Randolph and State streets.
- McVicker's—Madison street, between Dearborn and State.
- New American—North Clark street, near Michigan.
- Olympic—Clark street, near Randolph.
- Powers'—Randolph street, near LaSalle.
- Studebaker—Michigan avenue, between Congress and Van Buren streets.

## LOCATION OF RAILWAY PASSENGER STATIONS.

- CHICAGO & NORTHWESTERN—Wells and Kinzie streets; north side.  
All divisions.
- DEARBORN STATION—Dearborn and Polk streets; south side.  
Atchison, Topeka & Santa Fe.  
Chicago & Eastern Illinois.  
Chicago, Indianapolis & Louisville (Monon).  
Erie.  
Grand Trunk.  
Wabash.
- GRAND CENTRAL STATION—Fifth avenue and Harrison street; south side.  
Baltimore & Ohio.  
Chicago Great Western.
- ILLINOIS CENTRAL STATION—Park row and 12th street; south side.
- Cleveland, Cincinnati, Chicago & St. Louis (Big Four).  
Illinois Central.  
Michigan Central.  
West Michigan.  
Wisconsin Central.
- ROCK ISLAND STATION—Van Buren street and Pacific avenue; south side.  
Chicago, Rock Island & Pacific.  
Lake Shore & Michigan Southern.  
Nickel Plate.
- UNION STATION—Canal street, between Adams and Madison; west side.  
Chicago & Alton.  
Chicago, Burlington & Quincy.  
Chicago, Milwaukee & St. Paul.  
Pittsburg, Fort Wayne & Chicago.  
Chicago, St. Louis & Pittsburg (Pan Handle)

# THE PRINTING

WILL SUIT YOUR CUSTOMERS IF YOU EQUIP  
YOUR OFFICE WITH

## SUPERIOR COPPER-MIXED TYPE

Better still, you will make a good profit on the work. Our customers say SUPERIOR COPPER-MIXED TYPE is so much more durable than any other that they can cut their allowance for depreciation of plant in half, and still keep the office in better physical condition than it would be with twice the amount spent for new material were any other type used.

*With twice the durability and much greater lightness you are saving in two ways—you get more for your money and buy less frequently.....*

**ISN'T THAT A GOOD WAY TO INCREASE PROFITS?**

*Call for our Best System Uniform Line Type.....We have over twelve hundred different fonts of it.....*

## BARNHART BROS. & SPINDLER

TYPEFOUNDERS and ELECTROTYPERS

183, 185 and 187 Monroe Street

CHICAGO, ILL.

6 Telephones, all Main 242

## ASYLUMS.

- Angel Guardian German Orphan—401 Devon avenue.  
 Chicago Home for Incurables—Ellis avenue and 56th street.  
 Chicago Home for Jewish Orphans—Drexel avenue and 62d street.  
 Chicago Industrial Home for Children—43 Nebraska avenue.  
 Chicago Industrial School for Girls—4900 Prairie avenue.  
 Chicago Nursery and Half Orphan—175 Burlington street and 855 North Halsted street.  
 Chicago Orphan—5120 South Park avenue.  
 Children's Christian Home—2408 South Park avenue.  
 Cook County Insane—Dunning.  
 Danish Lutheran Orphans—1183 North Maplewood avenue.  
 Englewood Workroom for Children—625 West 63d street.  
 Epworth Children's Home—2410 North Paulina street.  
 Erring Women's Refuge—5024 Indiana avenue  
 Florence Crittenton Anchorage—1349 Wabash avenue.  
 Foundlings' Home—114 Wood street.  
 German Old People's Home—Oak Park, Ill.  
 Home for the Aged—West Harrison and Throop streets.  
 Home for Aged Jews—Drexel avenue and 62d street.  
 Home for Aged and Infirm Colored People—610 West Garfield boulevard.  
 Home for Destitute Crippled Children—46 Park avenue.  
 Home for the Friendless—Vincennes avenue and 51st street.  
 House of Mercy—2834 Wabash avenue.  
 House of the Good Shepherd—Orleans and Hill streets.  
 Illinois Industrial Home for the Blind—Southwest boulevard, south of 19th street.  
 Illinois Industrial School for Girls—South Evanston.  
 Illinois Manual Training School Farm—Glenwood, Ill.
- Illinois Masonic Orphans' Home—447 Carroll avenue.  
 Lifeboat Rest—481½ Clark street.  
 Martha Washington Home—North Western avenue and Irving Park boulevard.  
 Methodist Episcopal Old People's Home—975 Foster avenue.  
 Mission of Our Lady of Mercy—363 Jackson boulevard.  
 Newsboys and Bootblacks' Home—1418 Wabash avenue.  
 Norwegian Old People's Home—Avondale and Ceylon avenues.  
 Old People's Home—3850 Indiana avenue.  
 St. John's Home for Boys—3666 Wabash avenue.  
 St. Joseph's Home for Aged and Crippled—Schubert street and Hamlin avenue.  
 St. Joseph's Home for Working Girls—409 May street.  
 St. Joseph's Orphan Asylum—Lake avenue and 35th street.  
 St. Joseph's Provident Orphan Asylum—North 40th avenue, near Belmont.  
 St. Mary's Home for Children—209 Washington boulevard.  
 St. Mary's Training School for Boys—Fehnaville, Ill.  
 St. Vincent's Infant Asylum and Maternity Hospital—191 LaSalle avenue.  
 Star of Hope Mission Home—110 South Green street.  
 Swedish Home of Mercy—West Foster avenue, near Lincoln avenue.  
 Uhlleh Evangelical Lutheran Orphan Asylum—221 Burlington street.  
 Washingtonian Home—566 West Madison street.  
 Western German Baptist Old People's Home—1006 North Spaulding avenue.  
 William Raymond Champlin Memorial Home for Boys—515 West Adams street.  
 Working Woman's Home—429 LaSalle avenue.  
 Zion Home for Working Girls and Orphanage—1306 Michigan avenue.

## CEMETERIES IN CHICAGO AND VICINITY.

- Anshe Emeth—At Waldheim, west ten miles.  
 Arlington—West thirteen miles, near Elmhurst.  
 Bohemian National—North 40th and 59th avenues.  
 B'nai Shalom—North Clark street, near Graceland avenue.  
 B'nai Abraham—South of Waldheim.  
 Calvary—North ten miles, near South Evanston.  
 Chebra Gimilath Chasadim Ubikur Cholim—North Clark, near Graceland avenue.  
 Chebra Kadisha Ubikur Cholim—North Clark, near Graceland avenue.  
 Concordia—Nine miles west on Madison street.  
 Elmwood—Grand and Beach avenues.  
 Forest Home—Oak Park, west nine miles.  
 Free Sons of Israel—At Waldheim.  
 German Lutheran—North Clark and Graceland avenue.  
 Graceland—North five miles.  
 Hebrew Benevolent Society—North Clark, near Graceland avenue.  
 Highland—Turner Junction; west.  
 Moses Montefiore—At Waldheim.  
 Mount Carmel—Hillside Station.  
 Mount Greenwood—Near Morgan Park; south.  
 Mount Hope—Near Morgan Park.  
 Mount Maariv—Dunning; northwest.  
 Mount Olive—North 64th avenue, near West Irving Park boulevard.  
 Mount Olivet—South sixteen miles, near Morgan Park.  
 North Chicago Hebrew Congregation—At Rosehill; north.  
 Oakland—Proviso; west twelve miles.  
 Oakridge—Oakridge avenue and West 12th street.  
 Oakwoods—Greenwood avenue and 67th street; south.  
 Oestereich Ungarischer Kranken Unterstutzungs Verein—At Waldheim.  
 Obavey Emunah—At Waldheim.  
 Obavey Shalom—At Oakwoods.  
 Ridgelawn—North 40th and Peterson avenues.  
 Rosehill—North seven miles.  
 St. Boniface—North Clark and Lawrence avenue.  
 St. Maria—Grand Trunk railway and 87th street; south.  
 Sinal Congregation—At Rosehill.  
 St. Lukas—3317 North 40th avenue.  
 Waldheim—West ten miles.  
 Wunder's—South of Graceland.  
 Zion Congregation—At Rosehill.



# Engraving and Stationery

FOR THE OFFICE

We have every facility for the prompt and satisfactory execution of Engraving orders. Samples gladly furnished... Plate engraving and Lithographing; Letter and Bill Heads; Business, Bank and Personal Stationery.

**A. C. McCLURG & CO.,**  
215-221 Wabash-av... CHICAGO.

**MURRAY  
& CO.,**

**329-333**

**S. Canal Street,  
Chicago.**

TELEPHONE 1816 HARRISON.

AWNINGS,

TENTS,

FLAGS,

HORSE BLANKETS,

ETC., ETC.

SIGNS.

SEND FOR ILLUSTRATED  
PRICE LIST.

ESTABLISHED 1865.

TELEPHONE MONROE 233.

**D. QUILL,**  
Pioneer Paste Manufacturer,

*96 W. Quincy Street, Chicago, Ill.*

**HOSPITALS.**

Alexian Brothers—Belden and Racine avenues  
Augustana—480 Cleveland avenue.  
Bennett—North Ada and Fulton streets.  
Bohemian—572 Blue Island avenue.  
Chicago Baptist—Rhodes avenue and 34th  
street.  
Chicago Charity—2407 Dearborn street.  
Chicago Eye and Ear—908, 126 State street.  
Chicago Homeopathic—Wood and York  
streets.  
Chicago Hospital—452 49th street.  
Chicago Lying-In—294 Ashland boulevard.  
Chicago Maternity—1033 North Clark street.  
Chicago Polyclinic—174 Chicago avenue.  
Cook County—West Harrison and Wood  
streets.  
Detention—Wood and West Polk streets.  
Englewood Union—838 West 64th street.  
Frances E. Willard National Temperance—  
167 Sangamon street.  
German-American—30 Belden court.  
German Hospital—754 Larrabee street.  
Hahnemann—2314 Groveland avenue.  
Illinois Charitable Eye and Ear Infirmary—  
227 West Adams street.  
Isolation—West 35th street and Lawndale  
avenue.  
Lakeside—4147 Lake avenue.  
Marion Sims—438 LaSalle avenue.  
Mary Thompson—West Adams and Paulina  
streets.  
Maurice Porter Children's—606 Fullerton  
avenue.  
Mercy—Calumet avenue and 26th street.

Michael Reese—Groveland avenue and 29th  
street.  
Monroe Street—West Monroe street and  
Campbell avenue.  
Norwegian Lutheran—778 North Artesian  
avenue.  
Norwegian Lutheran Tabitha—North Fran-  
cisco avenue and Thomas street.  
Passavant Memorial—192 Superior street.  
People's—2184 Archer avenue.  
Post-Graduate—Dearborn and 24th streets.  
Presbyterian—West Congress and Wood  
streets.  
Provident—Dearborn and 26th streets.  
St. Anne's—West Division street and North  
48th avenue.  
St. Anthony de Padua—West 19th street and  
Douglas boulevard.  
St. Anthony's Hospital and Orphanage—14  
Frankfort street.  
St. Elizabeth's—North Claremont avenue  
and Lemoyne street.  
St. Joseph's—360 Garfield avenue.  
St. Luke's—1416 Indiana avenue.  
St. Mary of Nazareth—258 West Division  
street.  
Samaritan—481 Wabash avenue.  
Street—2646 Calumet avenue.  
United States Marine—Clarendon and Grace-  
land avenues and 9206 Commercial avenue.  
Wesley—2459 Dearborn street.  
West Side—819 West Harrison street.  
Woman's Hospital of Chicago—Rhodes ave-  
nue and 32d street.

**CHARITY ORGANIZATIONS.**

Associated Jewish Charities of Chicago—  
President, E. G. Foreman; secretary,  
Julian W. Mack, 153 LaSalle street.  
Austro-Hungarian Benevolent Association—  
Secretary, A. de Tavazy, 184 LaSalle street.  
Chicago Bureau of Charities—President,  
Franklin MacVeagh; secretary, Porter B.  
Fitzgerald; superintendent, E. P. Bick-  
nell, 644, 79 Dearborn street.  
Chicago Daily News Fresh Air Fund—Man-  
ager, Charles M. Faye. Sanitarium, Lin-  
coln park, foot of Fullerton avenue.  
Chicago Relief and Aid Society—President,  
Edward M. Teall; secretary, Leverett  
Thompson, 51 and 53 LaSalle street.  
Chicago Woman's Aid Society—President,  
Mrs. James Witkowsky; secretary, Miss  
Lena Nussbaum.  
German - American Charity Association—  
President, Gustav Hessert, Jr.; secretary,  
Edwin J. Mosser.

Hungarian Charity Society of Chicago—  
President, Dr. Adolph Weiner; secretary,  
M. Newman, 79 Dearborn street.  
Illinois Charitable Relief Corps—President,  
M. E. Ames; secretary, Miss K. A. Casey,  
1577 Buckingham place.  
Illinois Children's Home and Aid Society—  
President, R. J. Bennett; secretary, Mrs.  
H. H. Gross; superintendent, H. H. Hart,  
79 Dearborn street.  
St. Elizabeth Woman's Sick Benefit and  
Charitable Association—President, Mrs.  
Louisa Janka; secretary, Mrs. Anna Hei-  
denbluth.  
Societe Francaise de Bienfaisance de l'Illi-  
nois—President, Victor Girardin; cor-  
responding secretary, Mrs. Hattie Cotton;  
194 Clark street.  
Visitation and Aid Society—President, T. D.  
Hurley; corresponding secretary, May  
Mallany, 625, 79 Dearborn street.

**ART INSTITUTE.**

(Lake front, foot of Adams street.)

President—Charles L. Hutchinson.  
Secretary—N. H. Carpenter.  
Treasurer—E. A. Hamill.  
Director—W. M. R. French.

Board of Directors—Clarence Buckingham,  
R. Hall McCormick, Chauncey J. Blair,  
Henry H. Getty, Marshall Field, Charles  
D. Hamill and Charles A. Coolidge.

**FIELD COLUMBIAN MUSEUM.**

(In Jackson park.)

President—Harlow N. Higinbotham.  
First Vice-President—Martin A. Ryerson.  
Second Vice-President—Norman B. Ream.

Secretary—George Manierre.  
Treasurer—Byron L. Smith.  
Director—Frederick J. V. Skiff.

# TINGUE, HOUSE & CO.

Manufacturers of  
Printers' and  
Lithographers'

## Press Blankets

In widths from 24  
to 100 inches

Press Tapes, All Widths. Roller Feltings.  
Moleskin Cloth, Molleton Cloth

AND

Feltings of Every Description  
for Mechanical Purposes.



84 AND 86 READE STREET

NEW YORK

## LOCATION OF BANKS.

|   |   |
|---|---|
| American Trust and Savings—LaSalle and Monroe.  | Milwaukee Avenue State—409 Milwaukee avenue.      |
| Bank of Montreal—184 LaSalle.                   | National Bank of the Republic—LaSalle and Monroe. |
| Bankers' National—204 Dearborn, 2d floor.       | National Live Stock—Union stockyards.             |
| Calumet National—273 92d.                       | Northern Trust—LaSalle and Adams.                 |
| Chicago National—148-154 Monroe.                | Oak Park State—606, 172 Washington.               |
| Commercial National—Dearborn and Monroe.        | Oakland National—3901 Cottage Grove.              |
| Continental National—LaSalle and Adams.         | Prarie State—110 West Washington.                 |
| Corn Exchange—217 LaSalle.                      | Pearsons-Taft Land Credit—Dearborn and Madison.   |
| Drovers' National—4201 South Halsted.           | Pullman Loan and Savings—Pullman, Ill.            |
| First National—Dearborn and Monroe.             | Ravenswood—602 Wilson avenue.                     |
| First National, Englewood—449 West 63d.         | Ravenswood Exchange—Ravenswood Park and Wilson.   |
| Foreman Bros.—LaSalle and Madison.              | Royal Trust—169 Jackson.                          |
| Fort Dearborn—134 Monroe.                       | South Chicago—3226 Commercial.                    |
| Garden City—LaSalle and Madison.                | State Bank of Chicago—LaSalle and Washington.     |
| Hibernian—Clark and Randolph.                   | State Bank of West Pullman—120th and Lowe.        |
| Home Savings—148-154 Monroe.                    | Union Trust—Dearborn and Madison.                 |
| Illinois Trust and Savings—LaSalle and Jackson. | Western State—LaSalle and Washington.             |
| Merchants' Loan and Trust—Clark and Adams.      |   |
| Merchants' National—80 and 82 LaSalle.          |   |
| Metropolitan National—134 LaSalle.              |   |

## CHICAGO MUNICIPAL STATISTICS.

Calendar year 1900.

[From report of Hugo Grosser, city statistician.]

|   |                |   |              |
|---|----------------|---|--------------|
| Taxes for corporate purposes; cash collected (approximate)..... | \$5,000,000.00 | Mileage of sewers cleaned.....                | 260.72       |
| Water fund receipts; rates and miscellaneous earnings.....      | 3,401,543.52   | Mileage of streets cleaned.....               | 17,040       |
| Sales of water certificates.....                                | 500,000.00     | Total cost of street cleaning.....            | \$360,694.33 |
| Receipts from licenses, privileges, etc.....                    | 4,635,483.29   | Cost per mile of street cleaning..            | 21.16        |
| Total available for city purposes.....                          | 13,537,026.81  | Total cost of garbage removal..               | 441,697.91   |
| Expenditure for police.....                                     | 3,364,612.32   | Mileage of improved streets and alleys .....  | 1,324.60     |
| Expenditure for fire department.....                            | 1,577,976.24   | Mileage of unimproved streets and alleys..... | 2,828.73     |
| Expenditure for health dept'.....                               | 184,430.04     | Total mileage of streets and alleys .....     | 4,152.73     |
| Expenditure for public works.....                               | 5,615,270.00   | Total mileage of sidewalks.....               | 5,889.12     |
| Cost of operating water system.....                             | 1,392,097.57   | Total cost of city lighting.....              | 906,669.96   |
| Cost of pumpage of water.....                                   | 638,453.00     | Gas lamps in service.....                     | 24,980       |
| Mileage of sewers.....  | 1,481.02       | Gasoline lamps in service.....                | 4,276        |
| Catch-basins cleaned.....                                       | 8,429          | Electric lights operated by the city .....    | 4,239        |
| Cost of cleaning sewers and catch-basins .....                  | 80,985.64      | Rented electric lights in service             | 635          |

## ONE DAY'S TRAINS IN CHICAGO.

More than 1,300 passenger trains, through and suburban, arrive at and depart from the six principal railway passenger stations of Chicago in the course of each twenty-four hours. The number varies with the seasons and the demands of the traffic, but the appended figures are at least approximately correct according to the summer schedule in force in 1901:

| Station.                    | Trains. |
|-----------------------------|---------|
| Illinois Central.....       | 410     |
| Chicago & Northwestern..... | 336     |

| Station.                     | Trains. |
|------------------------------|---------|
| Union .....                  | 253     |
| Van Buren street.....        | 186     |
| Dearborn .....               | 127     |
| Grand Central.....           | 20      |
| Total .....                  | 1,332   |
| At other great stations:     |         |
| Grand Central, New York..... | 541     |
| Terminal, Boston.....        | 754     |
| North Union, Boston.....     | 606     |
| Union, St. Louis.....        | 280     |

## PARKS AND BOULEVARDS.

Acts for establishment of Chicago parks passed by legislature in February, 1869.

## COMMISSIONERS AND OFFICERS.

Lincoln—William W. Tracy, president; Bryan Lathrop, vice-president; F. T. Simmons, auditor; F. H. Gansbergen, James H. Hirsch, Gustaf Lundquist. Officers (not commissioners): Keuben H. Warder, superintendent and secretary; Frank Hamlin, attorney; Edward Dickinson, treasurer. Office in Academy of Sciences, Lincoln park.

South Park—Joseph Donnersberger, presi-

dent; Jefferson Hodgkins, auditor; John B. Sherman, Daniel P. Crilly, William Best. Officers (not commissioners): John R. Walsh, treasurer; Edward G. Shumway, secretary; R. P. Hollett, attorney; J. F. Foster, superintendent. Office, 57th street and Cottage Grove avenue.

West Chicago—Fred A. Bangs, president; Gabriel A. Norden, auditor; Andrew J. Graham, Charles W. Kopf, Charles Lichtenberger, Jr., Edward H. Peters, Fred-

# The Oil That "Slips" Most

Enables you to increase the output of your engine by reducing friction to the minimum.  
*The Daily News uses our press oil.....*

## Viscosity Oil Company

MANUFACTURERS OF  
**THE BEST PETROLEUM LUBRICANTS.**

1521 and 1522 Manhattan Building... Chicago, Ill.

BRANCHES:  
Duluth, Grand Rapids, Milwaukee, Minneapolis and St. Paul.

## BENTLEY & GERWIG (Limited),

MANUFACTURERS

### Rope, Twine and Cordage,

TENTS, AWNINGS, WATER-PROOF COVERS, ETC.,

69 West Washington Street,

CHICAGO, ILL.

## Library Bureau

BOSTON NEW YORK PHILADELPHIA WASHINGTON LONDON  
CHICAGO DETROIT PITTSBURG ST. LOUIS

ORIGINATORS OF

### Card Systems for Banks

including Signatures, Card Ledgers, Collaterals, Investments, Insurance, especially adapted to Banks of Deposit, Savings Banks, Trust Companies, Safety Vaults and all Financial Institutions.

erick Schultz. Officers (not commissioners): Fred M. Blount, treasurer; Walter Feldhouse, secretary; William J. Cooke,

superintendent; Delavan B. Cole, attorney; A. C. Schrader, engineer. Office in Union park.

## AREAS AND DISTANCES.

| PARKS AND BOULEVARDS             | Total area.  | Total length. | Im-<br>proved<br>drives. |
|----------------------------------|--------------|---------------|--------------------------|
|                                  | Acres.       | Miles.        | Miles.                   |
| North Side—Lincoln.....          | 308.072      |               | 10.374                   |
| Chicago Avenue park.....         | 9.100        |               |                          |
| Union square.....                | .463         |               |                          |
| Lincoln Park boulevard.....      | 66 ft. wide  | .316          | .316                     |
| Lincoln Park boulevard.....      | 112 ft. wide | .223          | .223                     |
| Ohio street extension.....       | 202 ft. wide | .682          |                          |
| Lake Shore boulevard.....        | 200 ft. wide | .745          | .745                     |
| North Avenue boulevard.....      | 66 ft. wide  | .262          | .262                     |
| State Street boulevard.....      | 80 ft. wide  | .123          | .123                     |
| Dearborn Avenue boulevard.....   | 80 ft. wide  | .123          | .123                     |
| Garfield Avenue boulevard.....   | 66 ft. wide  | .090          | .090                     |
| North Park Avenue boulevard..... | 66 ft. wide  | .450          | .450                     |
| Fullerton Avenue boulevard.....  | 66 ft. wide  | .510          | .510                     |
| Diversey Avenue boulevard.....   | 66 ft. wide  | 2.356         | 2.356                    |
| Lake View Avenue boulevard.....  | 80 ft. wide  | .490          | .490                     |
| North Shore drive.....           | 125 ft. wide | .886          | .886                     |
| Sheridan road.....               | 80 ft. wide  | 2.148         | 2.148                    |
| Total.....                       | 317.694      | 9.344         | 19.036                   |
| South Side—Jackson.....          | 523.900      |               | 4.930                    |
| Washington.....                  | 371.000      |               | 6.930                    |
| Lake.....                        | 186.430      |               |                          |
| Gage.....                        | 20.000       |               |                          |
| Midway Plaisance.....            | 80.000       |               | 2.580                    |
| Grand boulevard.....             | 198 ft. wide | 2.000         | 6.090                    |
| Drexel boulevard.....            | 200 ft. wide | 1.480         | 3.050                    |
| Oakwood boulevard.....           | 100 ft. wide | 5.00          | 5.00                     |
| Michigan avenue.....             |              | 5.730         | 5.730                    |
| Thirty-Third street.....         |              | .310          | .310                     |
| South Park avenue.....           |              | .250          | .250                     |
| Garfield boulevard.....          | 200 ft. wide | 3.500         | 7.870                    |
| Western Avenue boulevard.....    | 200 ft. wide | 2.810         | 2.810                    |
| Jackson street.....              |              | .670          | .670                     |
| Fifty-Seventh street.....        | 100 ft. wide | .090          | .090                     |
| Total.....                       | 1,181.330    | 17.280        | 41.750                   |
| West Side—Humboldt.....          | 205.865      |               | 3.163                    |
| Garfield.....                    | 187.534      |               | 5.712                    |
| Douglas.....                     | 181.991      |               | 3.359                    |
| Union.....                       | 17.370       |               | .269                     |
| Jefferson.....                   | 7.025        |               |                          |
| Vernon.....                      | 6.140        |               |                          |
| Campbell.....                    | 1.380        |               | .228                     |
| Wicker.....                      | 4.030        |               |                          |
| Shedd.....                       | 1.134        |               | .053                     |
| Humboldt boulevard.....          |              | 2.940         | 7.889                    |
| Franklin boulevard.....          |              | 1.504         | 1.610                    |
| Douglas boulevard.....           |              | 1.080         | 3.896                    |
| Marshall boulevard.....          |              | 2.172         | 1.058                    |
| Washington boulevard.....        |              | 4.925         | 4.698                    |
| Jackson boulevard.....           |              | 3.945         | 3.945                    |
| Ashland boulevard.....           |              | 1.290         | 1.290                    |
| Twelfth Street boulevard.....    |              | .896          | .896                     |
| Ogden boulevard.....             |              | .740          | .740                     |
| Central Park avenue.....         |              | .530          | .530                     |
| Oakley boulevard.....            |              | 1.104         | 1.104                    |
| Homan avenue.....                |              | .254          | .254                     |
| Total.....                       | 612.470      | 21.750        | 40.464                   |
| Grand total.....                 | 2,111.494    | 48.734        | 101.250                  |

Douglas Monument square, at the foot of 35th street; Ellis park, at 36th, 37th and Langley avenue, and Washington square, at North Clark street and Walton place, are cared for directly by the city. They contain a total of about  $7\frac{1}{2}$  acres.

## GROWTH OF THE WATER WORKS SYSTEM.

[From compilations made by Assistant City Engineer J. H. Spengler.]

| Yr.    | Pop.<br>(school<br>census) | Gallons<br>pumped<br>per day. | Gals.<br>per<br>cap. | Water<br>pipe<br>mil'ge. | Total<br>revenue. | Yr.    | Pop.<br>(school<br>census) | Gallons<br>pumped<br>per day. | Gals.<br>per<br>cap. | Water<br>pipe<br>mil'ge. | Total<br>revenue. |
|--------|----------------------------|-------------------------------|----------------------|--------------------------|-------------------|--------|----------------------------|-------------------------------|----------------------|--------------------------|-------------------|
| 1854.. | 65,872                     | 591,083                       | 8.9                  | 30.0                     |                   | 1880.. | 491,516                    | 57,284,376                    | 116.7                | 455.4                    | \$865,618.35      |
| 1860.. | 109,260                    | 4,703,525                     | 43.0                 | 91.0                     | \$131,192.00      | 1890.. | 1,208,659                  | 152,372,288                   | 128.0                | 1,205.0                  | 2,103,508.00      |
| 1870.. | 306,635                    | 21,763,260                    | 70.9                 | 272.4                    | 539,180.00        | 1900.. | 2,007,695                  | 322,599,630                   | 160.6                | 1,872.0                  | 3,250,481.85      |

Long Distance Telephone  
Central 1144.....

We also do printing in all  
modern languages.

# THE CENTRAL

## PRINTING AND ENGRAVING COMPANY

POSTERS,  
SHOW CARDS,  
COMMERCIAL,  
RAILROAD, BOOK,  
CIRCUS AND  
THEATRICAL  
PRINTING AND  
ENGRAVING.

140-146  
Monroe-st.,

....CHICAGO

C. W. JORDAN, Manager.

**CABLE RATES FROM CHICAGO.**

Cost per word of sending messages to the places named. Rates are subject to change.

| EUROPE.                           |        | SOUTH AMERICA.                     |            |
|-----------------------------------|--------|------------------------------------|------------|
| Austria .....                     | \$0.40 | Montenegro .....                   | \$0.42     |
| Belgium .....                     | .31    | Norway .....                       | .41        |
| Bulgaria .....                    | .44    | Portugal .....                     | .45        |
| Corsica .....                     | .31    | Roumania .....                     | .42        |
| Denmark .....                     | .41    | Russia in Europe .....             | .49        |
| England .....                     | .31    | Russia in Asia .....               | .56 to .62 |
| France .....                      | .31    | Sardinia .....                     | .38        |
| Germany .....                     | .31    | Scotland .....                     | .31        |
| Gibraltar .....                   | .49    | Servia .....                       | .42        |
| Greece .....                      | .44    | Spain .....                        | .43        |
| Holland .....                     | .31    | Sweden .....                       | .45        |
| Hungary .....                     | .40    | Switzerland .....                  | .36        |
| Ireland .....                     | .31    | Turkey .....                       | .43        |
| Italy .....                       | .38    | Wales .....                        | .31        |
| Luxemburg .....                   | .36    |                                    |            |
| CENTRAL AMERICA.                  |        | ASIA AND AUSTRALIA.                |            |
| Costa Rica .....                  | \$0.75 | Nicaragua — San Juan del Sur ..... | \$0.70     |
| Guatemala — San Jose .....        | .50    | Other offices .....                | .75        |
| Other offices .....               | .55    | Salvador — La Libertad .....       | .60        |
| Honduras .....                    | .65    | Other offices .....                | .65        |
| WEST INDIES.                      |        | AFRICA.                            |            |
| Antigua .....                     | \$0.81 | Jamaica .....                      | \$0.48     |
| Barbados .....                    | .91    | Martinique .....                   | 1.00       |
| Cuba — Havana .....               | .15    | Porto Rico .....                   | .75        |
| All others .....                  | .20    | St. Croix .....                    | 1.02       |
| Haiti — Cape Haitien .....        | 1.05   | St. Lucia .....                    | .85        |
| Mole St. Nicholas .....           | 1.05   | St. Thomas .....                   | .96        |
| Port au Prince .....              | 1.05   | St. Vincent .....                  | .86        |
| Other offices .....               | 1.55   | San Domingo .....                  | 1.32       |
|                                   |        | Trinidad .....                     | .98        |
| Argentina Re-public .....         | \$1.00 | Bolivia .....                      | 1.25       |
| Brazil .....                      | 1.00   | Chile .....                        | 1.25       |
| Dutch Guiana .....                | 1.38   | Ecuador .....                      | 1.25       |
| French Guiana .....               | 1.38   | Paraguay .....                     | 1.00       |
| Peru .....                        | 1.25   | Caracas .....                      | 1.50       |
| Australia — New South Wales ..... | \$1.17 | India .....                        | 1.29       |
| Queensland .....                  | 1.56   | Japan .....                        | 1.82       |
| Victoria .....                    | 1.49   | Java .....                         | 1.53       |
| Rest of Australia .....           | 1.17   | Malay peninsula .....              | 1.41       |
| Borneo .....                      | 1.53   | New Caledonia .....                | 1.72       |
| Burma .....                       | 1.33   | New Zealand .....                  | 1.58       |
| Ceylon .....                      | 1.31   | Persia .....                       | .68        |
| China .....                       | 1.66   | Philippine isls. .....             | 2.14       |
| Cochin China .....                | 1.66   | Singapore .....                    | 1.41       |
|                                   |        | Sumatra .....                      | 1.64       |
| Algeria .....                     | \$0.38 | Morocco, Tangier .....             | \$0.51     |
| Benguela .....                    | 2.80   | Mozambique .....                   | 1.56       |
| British E. Africa .....           | 1.58   | Natal .....                        | 1.17       |
| Cape Colony .....                 | 1.17   | Orange Free State .....            | 1.17       |
| Delagoa Bay .....                 | 1.56   | Sierra Leone .....                 | 1.64       |
| Egypt, upper .....                | .62    | Transvaal .....                    | 1.17       |
| Egypt, lower .....                | .67    | Tripoli .....                      | .57        |
| German E. Africa .....            | 1.58   | Tunis .....                        | 1.38       |
| Kameruns .....                    | 2.37   | Zanzibar .....                     | 1.54       |
| Morocco .....                     | .46    |                                    |            |

**TELEGRAPH RATES FROM CHICAGO.**

Cost (in cents) for ten words and each additional word to the places named.

| City.                    | Day. | Night. | City.                      | Day. | Night. |
|--------------------------|------|--------|----------------------------|------|--------|
| Albany, N. Y. ....       | 50 3 | 30 2   | Louisville, Ky. ....       | 25 2 | 25 1   |
| Albuquerque, N. M. ....  | 75 5 | 75 5   | Madison, Wis. ....         | 25 2 | 25 1   |
| Arizona points. ....     | 75 5 | 75 5   | Memphis, Tenn. ....        | 40 3 | 30 2   |
| Atlanta, Ga. ....        | 40 3 | 30 2   | Milwaukee, Wis. ....       | 25 2 | 25 1   |
| Austin, Tex. ....        | 60 4 | 40 3   | Minneapolis, Minn. ....    | 25 2 | 25 1   |
| Baltimore, Md. ....      | 40 3 | 30 2   | Nashville, Tenn. ....      | 35 2 | 25 1   |
| Bangor, Me. ....         | 50 3 | 30 2   | New Brunswick points. .... | 60 4 | 40 3   |
| Bay City, Mich. ....     | 25 2 | 25 1   | New Haven, Conn. ....      | 50 3 | 30 2   |
| Birmingham, Ala. ....    | 50 3 | 30 2   | New Orleans, La. ....      | 50 3 | 30 2   |
| Bloomington, Ill. ....   | 25 2 | 25 1   | New York city. ....        | 40 3 | 30 2   |
| Boston, Mass. ....       | 50 3 | 30 2   | Nova Scotia points. ....   | 60 4 | 40 3   |
| Buffalo, N. Y. ....      | 25 2 | 25 1   | Oklahoma points. ....      | 60 4 | 40 3   |
| Butte, Mont. ....        | 75 5 | 75 5   | Omaha, Neb. ....           | 35 2 | 25 1   |
| Chattanooga, Tenn. ....  | 40 3 | 30 2   | Ontario, Can. ....         | 50 3 | 30 2   |
| Cheyenne, Wyo. ....      | 60 4 | 40 3   | Peoria, Ill. ....          | 25 2 | 25 1   |
| Cincinnati, O. ....      | 25 2 | 25 1   | Philadelphia, Pa. ....     | 40 3 | 30 2   |
| Cleveland, O. ....       | 25 2 | 25 1   | Pittsburg, Pa. ....        | 25 2 | 25 1   |
| Columbia, S. C. ....     | 50 3 | 30 2   | Portland, Me. ....         | 50 3 | 30 2   |
| Columbus, O. ....        | 25 2 | 25 1   | Portland, Ore. ....        | 75 5 | 75 5   |
| Davenport, Iowa. ....    | 25 2 | 25 1   | Raleigh, N. C. ....        | 50 3 | 30 2   |
| Denver, Col. ....        | 60 4 | 40 3   | Richmond, Va. ....         | 50 3 | 30 2   |
| Des Moines, Iowa. ....   | 35 2 | 25 1   | St. Louis, Mo. ....        | 25 2 | 25 2   |
| Detroit, Mich. ....      | 25 2 | 25 1   | St. Paul, Minn. ....       | 25 2 | 25 2   |
| Duluth, Minn. ....       | 25 2 | 25 1   | Salt Lake City. ....       | 75 5 | 75 5   |
| Fargo, N. D. ....        | 50 3 | 30 2   | San Francisco, Cal. ....   | 75 5 | 75 5   |
| Fort Worth, Tex. ....    | 60 4 | 40 3   | Seattle, Wash. ....        | 75 5 | 75 5   |
| Grand Rapids, Mich. .... | 25 2 | 25 1   | Sioux Falls, S. D. ....    | 50 3 | 30 2   |
| Helena, Mont. ....       | 75 5 | 75 5   | Springfield, Ill. ....     | 25 2 | 25 2   |
| Hot Springs, Ark. ....   | 50 3 | 30 2   | Tacoma, Wash. ....         | 75 5 | 75 5   |
| Idaho points. ....       | 75 5 | 75 5   | Toledo, O. ....            | 25 2 | 25 1   |
| Indianapolis, Ind. ....  | 25 2 | 25 1   | Trenton, N. J. ....        | 50 3 | 30 2   |
| Jacksonville, Fla. ....  | 60 4 | 40 3   | Vancouver, B. C. ....      | 75 5 | 75 5   |
| Kansas City, Mo. ....    | 30 2 | 25 1   | Vicksburg, Miss. ....      | 50 3 | 30 2   |
| Lexington, Ky. ....      | 30 2 | 25 1   | Virginia City, Nev. ....   | 75 5 | 75 5   |
| Lincoln, Neb. ....       | 40 3 | 30 2   | Washington, D. C. ....     | 40 3 | 30 2   |
| Little Rock, Ark. ....   | 50 3 | 30 2   | Wheeling, W. Va. ....      | 25 2 | 25 1   |
| Los Angeles, Cal. ....   | 75 5 | 75 5   | Wilmington, Del. ....      | 50 3 | 30 2   |



# CHARLES F. ELMES ENGINEERING WORKS

Established 1863.

Incorporated 1895.

*Automatic and Marine Engines.  
Machinery for Linseed Oil Mills.  
Hydraulic Belting Presses.  
Hydraulic Presses and Pumps for All Purposes.  
Steam Fire Pumps—Fireboats Built Complete.  
Special Machinery Built.  
Elmes' Patent Steam Steerer.  
Electric Light Engines.  
Machinery Repairs of All Kinds.  
ENGINE REPAIRS A SPECIALTY.  
Cylinders and Valve Seats Bored.*

**Morgan and Fulton Streets, Chicago.**

Telephone Monroe 517. Residence 'Phone Ashland 214.

## Tried Once

Does not scratch, spurt or become coarse. The best line of pens on earth for the president, the cashier, the bookkeeper. Last four times longer than the ordinary kind.

**ALWAYS  
USED**



**THE ACME OF  
PEN PERFECTION.**

Samples, three dozen, including pencil points, sent for 25 cents. Stamps will do.


**STEVENS, MALONEY & CO.,**  
143 LaSalle Street . . CHICAGO.

## Hyland's Pencil Point

### The Autographic Register . . .

is a loss-preventer and labor-saver. There is virtually no expense connected with its use, because it pays not only for itself, but a handsome profit besides, with the money which it saves. The money which it thus saves is clear profit, because it would otherwise be entirely lost.

'Phone Harrison 1391.



USED BY  
**THE DAILY NEWS  
AND  
RECORD - HERALD**

Send for circulars and full information.

**THE UNITED  
AUTOGRAPHIC  
REGISTER CO.,**

**E. J. BARKER, Gen'l Manager. 312-314 5th-av., Chicago.**

POPULATION OF CHICAGO BY WARDS.

[Census of 1900.]

NOTE—The figures in this and the succeeding tables are for the wards as they were constituted in 1900, when the federal census was taken. Early in 1901 the boundaries were changed (see map) and as no census has been taken since then no reliable figures for the new wards can be given.

| Ward.   | U. S. census. | School census. | Ward.   | U. S. census. | School census. | Ward.      | U. S. census. | School census. |
|---------|---------------|----------------|---------|---------------|----------------|------------|---------------|----------------|
| 1.....  | 24,274        | 32,932         | 14..... | 71,528        | 81,912         | 27.....    | 39,131        | 42,376         |
| 2.....  | 28,547        | 33,489         | 15..... | 79,944        | 85,278         | 28.....    | 31,013        | 38,076         |
| 3.....  | 32,989        | 40,046         | 16..... | 64,859        | 82,679         | 29.....    | 41,214        | 50,022         |
| 4.....  | 37,029        | 49,849         | 17..... | 20,713        | 25,839         | 30.....    | 106,121       | 117,389        |
| 5.....  | 43,315        | 62,659         | 18..... | 20,503        | 39,294         | 31.....    | 56,576        | 62,299         |
| 6.....  | 60,216        | 54,964         | 19..... | 46,929        | 57,144         | 32.....    | 60,202        | 64,730         |
| 7.....  | 36,844        | 48,270         | 20..... | 29,577        | 37,109         | 33.....    | 51,892        | 48,617         |
| 8.....  | 35,742        | 54,094         | 21..... | 34,105        | 38,215         | 34.....    | 91,145        | 87,797         |
| 9.....  | 51,539        | 58,965         | 22..... | 32,767        | 45,419         | 35.....    | 11,795        | 15,244         |
| 10..... | 91,097        | 98,822         | 23..... | 33,424        | 46,513         |            |               |                |
| 11..... | 37,533        | 46,683         | 24..... | 35,830        | 42,572         |            |               |                |
| 12..... | 75,507        | 52,583         | 25..... | 54,589        | 57,884         |            |               |                |
| 13..... | 47,327        | 71,813         | 26..... | 70,757        | 75,409         |            |               |                |
|         |               |                |         |               |                | Total..... | 1,698,575     | 2,007,695      |

CITY DIRECTORY ESTIMATE.

The Chicago city directory for 1901 estimated the population at 2,080,000. In making this computation the publishers used the ratio of population to the number of names in the city directory, as established by the United States census of 1890, as the first member of an arithmetical proportion in which the third member is the number

of directory names for 1901 and the unknown quantity the population. The number of names in the directory was 606,700, an increase of 22,700 over the preceding year. The health department in preparing the vital statistics in Chicago estimated the city's population in midyear 1901 at 1,758,025.

POPULATION BY SEX, NATIVITY AND COLOR (1900).

| WARD.      | NATIVE BORN. |           | FOREIGN BORN. |           | NATIVE WHITE-NATIVE PARENTS. |           | NATIVE WHITE-FOREIGN PARENTS. |           | FOREIGN WHITE. |           | TOTAL COLORED.* |           |
|------------|--------------|-----------|---------------|-----------|------------------------------|-----------|-------------------------------|-----------|----------------|-----------|-----------------|-----------|
|            | Males.       | Fe-males. | Males.        | Fe-males. | Males.                       | Fe-males. | Males.                        | Fe-males. | Males.         | Fe-males. | Males.          | Fe-males. |
| 1.....     | 11,734       | 4,421     | 5,721         | 2,398     | 6,299                        | 2,025     | 4,365                         | 1,959     | 5,157          | 2,376     | 1,634           | 459       |
| 2.....     | 15,173       | 10,682    | 2,927         | 3,265     | 5,723                        | 5,174     | 3,346                         | 3,415     | 2,867          | 3,227     | 2,064           | 2,121     |
| 3.....     | 12,495       | 13,357    | 3,246         | 3,891     | 4,637                        | 4,952     | 4,017                         | 4,864     | 3,162          | 3,825     | 3,325           | 3,607     |
| 4.....     | 18,415       | 14,531    | 4,188         | 4,895     | 5,971                        | 6,296     | 5,769                         | 6,584     | 4,124          | 4,866     | 1,739           | 1,680     |
| 5.....     | 14,005       | 13,942    | 8,104         | 7,264     | 2,975                        | 2,882     | 10,837                        | 10,898    | 8,091          | 7,261     | 186             | 165       |
| 6.....     | 18,589       | 18,343    | 12,636        | 10,648    | 2,929                        | 2,780     | 15,605                        | 15,585    | 12,629         | 10,648    | 69              | 28        |
| 7.....     | 9,038        | 9,040     | 4,997         | 8,799     | 798                          | 755       | 8,228                         | 8,231     | 9,354          | 8,797     | 25              | 6         |
| 8.....     | 10,332       | 10,310    | 9,162         | 8,873     | 991                          | 920       | 9,369                         | 9,300     | 9,151          | 8,873     | 13              | .....     |
| 9.....     | 14,840       | 14,958    | 11,330        | 10,411    | 1,806                        | 1,801     | 13,030                        | 13,157    | 11,319         | 10,411    | 15              | .....     |
| 10.....    | 18,355       | 27,969    | 18,461        | 16,312    | 5,649                        | 5,156     | 22,569                        | 22,784    | 18,440         | 16,312    | 158             | 29        |
| 11.....    | 13,552       | 13,422    | 5,325         | 5,234     | 6,301                        | 5,743     | 7,035                         | 7,487     | 5,802          | 5,232     | 296             | 194       |
| 12.....    | 28,191       | 90,784    | 8,018         | 8,514     | 14,871                       | 15,403    | 13,103                        | 15,199    | 7,978          | 8,513     | 257             | 183       |
| 13.....    | 17,594       | 17,625    | 6,106         | 6,002     | 7,212                        | 7,045     | 9,727                         | 10,002    | 6,083          | 5,994     | 678             | 586       |
| 14.....    | 20,233       | 21,352    | 15,355        | 14,588    | 3,003                        | 3,088     | 17,129                        | 18,254    | 15,344         | 14,588    | 22              | 10        |
| 15.....    | 24,069       | 24,251    | 16,857        | 15,237    | 4,111                        | 3,915     | 19,961                        | 20,319    | 16,349         | 15,236    | 35              | 18        |
| 16.....    | 16,444       | 16,855    | 16,640        | 14,920    | 1,034                        | 1,027     | 15,405                        | 15,827    | 16,625         | 14,920    | 20              | 1         |
| 17.....    | 5,497        | 4,992     | 5,874         | 4,350     | 966                          | 827       | 4,380                         | 4,029     | 5,864          | 4,350     | 161             | 136       |
| 18.....    | 8,733        | 5,501     | 4,176         | 2,003     | 4,285                        | 2,562     | 4,165                         | 2,830     | 4,146          | 2,002     | 313             | 200       |
| 19.....    | 13,028       | 12,773    | 11,520        | 9,608     | 2,826                        | 2,529     | 10,134                        | 10,196    | 11,501         | 9,607     | 87              | 49        |
| 20.....    | 9,500        | 9,577     | 5,505         | 4,995     | 2,513                        | 2,325     | 6,981                         | 7,247     | 5,501          | 4,995     | 10              | 5         |
| 21.....    | 10,601       | 11,754    | 5,849         | 5,901     | 3,291                        | 3,470     | 7,260                         | 8,234     | 5,839          | 5,837     | 60              | 54        |
| 22.....    | 9,857        | 10,329    | 6,460         | 6,401     | 2,738                        | 2,841     | 6,987                         | 7,340     | 6,168          | 6,387     | 144             | 132       |
| 23.....    | 8,733        | 8,717     | 8,604         | 7,310     | 1,612                        | 1,510     | 7,046                         | 7,077     | 8,593          | 7,309     | 146             | 131       |
| 24.....    | 14,396       | 11,636    | 5,270         | 4,471     | 7,963                        | 5,973     | 6,111                         | 5,488     | 5,255          | 4,470     | 337             | 227       |
| 25.....    | 17,924       | 20,043    | 7,942         | 8,679     | 7,414                        | 7,639     | 10,424                        | 12,284    | 7,928          | 8,677     | 100             | 92        |
| 26.....    | 22,779       | 23,766    | 12,497        | 11,715    | 5,943                        | 6,121     | 16,793                        | 17,609    | 12,488         | 11,715    | 102             | 86        |
| 27.....    | 12,609       | 12,779    | 7,134         | 6,519     | 3,498                        | 3,474     | 9,122                         | 9,206     | 7,130          | 6,519     | 83              | 99        |
| 28.....    | 10,870       | 10,734    | 4,943         | 4,466     | 3,566                        | 3,391     | 7,058                         | 7,282     | 4,928          | 4,465     | 71              | 62        |
| 29.....    | 13,626       | 12,648    | 8,887         | 6,553     | 3,174                        | 2,667     | 10,022                        | 9,561     | 8,363          | 6,543     | 448             | 490       |
| 30.....    | 35,733       | 35,623    | 18,208        | 16,560    | 10,370                       | 9,787     | 23,776                        | 24,212    | 18,139         | 16,541    | 1,656           | 1,643     |
| 31.....    | 20,579       | 22,111    | 7,028         | 6,858     | 10,537                       | 11,137    | 9,700                         | 10,664    | 6,972          | 6,856     | 338             | 312       |
| 32.....    | 24,448       | 28,808    | 6,677         | 9,269     | 14,530                       | 16,150    | 9,196                         | 11,930    | 6,607          | 9,262     | 792             | 715       |
| 33.....    | 15,659       | 14,880    | 12,709        | 8,614     | 4,415                        | 3,807     | 11,147                        | 11,009    | 12,682         | 8,610     | 124             | 68        |
| 34.....    | 31,849       | 32,486    | 14,489        | 12,321    | 15,107                       | 14,991    | 16,149                        | 16,932    | 14,140         | 12,308    | 672             | 576       |
| 35.....    | 4,338        | 4,759     | 1,315         | 1,383     | 2,829                        | 2,460     | 1,967                         | 2,253     | 1,303          | 1,383     | 52              | 46        |
| Total..... | 555,558      | 555,905   | 307,879       | 279,262   | 181,670                      | 172,709   | 358,023                       | 369,318   | 306,400        | 279,020   | 17,315          | 14,120    |

\*Negroes, Chinese, Japanese and Indians.

**SAM'L BINGHAM'S SON**

**M'F'G CO.,**

MANUFACTURERS OF

**PRINTERS'  
ROLLERS**

201-207 SOUTH CANAL STREET,  
CHICAGO.



THE LARGEST ESTABLISHMENT OF THE KIND  
IN THE WORLD.



IMPROVED ROLLERS MADE BY  
SPECIAL PATENTED MACHINERY.

UNEQUALED FACILITIES FOR MAKING ROLLERS  
FOR FAST NEWSPAPER WEB AND OTHER PRESSES.

## MALES OF MILITIA AND VOTING AGE IN CHICAGO (1900).

| WARD.      | MALES 18 TO 44 YEARS, INCLUSIVE. |                |        |                | MALES 21 YEARS AND OVER. |                |        |                |
|------------|----------------------------------|----------------|--------|----------------|--------------------------|----------------|--------|----------------|
|            | Native white.                    | Foreign white. | Negro. | Other colored. | Native white.            | Foreign white. | Negro. | Other colored. |
| 1.....     | 7,378                            | 3,644          | 857    | 376            | 9,004                    | 4,714          | 976    | 580            |
| 2.....     | 5,515                            | 1,896          | 2,005  | 18             | 6,582                    | 2,647          | 2,216  | 24             |
| 3.....     | 4,702                            | 1,923          | 2,682  | 14             | 5,520                    | 2,943          | 3,051  | 40             |
| 4.....     | 6,189                            | 2,409          | 1,173  | 35             | 7,149                    | 3,834          | 1,324  | 40             |
| 5.....     | 5,414                            | 4,377          | 116    | 8              | 5,060                    | 7,383          | 137    | 11             |
| 6.....     | 5,381                            | 8,254          | 52     | 6              | 4,721                    | 11,192         | 35     | 7              |
| 7.....     | 2,353                            | 6,057          | 10     | 9              | 2,027                    | 7,736          | 8      | 13             |
| 8.....     | 2,654                            | 5,009          | 2      | 6              | 2,241                    | 7,507          | 2      | 2              |
| 9.....     | 4,453                            | 7,120          | 4      | 6              | 3,800                    | 9,816          | 4      | 11             |
| 10.....    | 8,349                            | 12,344         | 108    | 16             | 7,983                    | 16,180         | 88     | 19             |
| 11.....    | 7,124                            | 3,274          | 133    | 15             | 7,861                    | 4,841          | 185    | 17             |
| 12.....    | 14,111                           | 4,526          | 144    | 35             | 16,333                   | 7,421          | 161    | 37             |
| 13.....    | 7,584                            | 3,609          | 370    | 11             | 8,186                    | 5,576          | 447    | 12             |
| 14.....    | 6,298                            | 9,538          | 9      | 7              | 5,526                    | 13,638         | 10     | 11             |
| 15.....    | 6,567                            | 10,442         | 13     | 7              | 6,040                    | 14,539         | 18     | 8              |
| 16.....    | 3,345                            | 10,620         | 4      | 10             | 2,703                    | 13,889         | 4      | 15             |
| 17.....    | 1,700                            | 3,807          | 112    | 5              | 1,719                    | 5,157          | 118    | 9              |
| 18.....    | 5,467                            | 2,704          | 220    | 18             | 6,373                    | 3,947          | 246    | 26             |
| 19.....    | 4,980                            | 7,227          | 49     | 14             | 4,809                    | 9,550          | 49     | 18             |
| 20.....    | 3,997                            | 3,101          | 4      | 3              | 3,849                    | 5,022          | 5      | 4              |
| 21.....    | 4,591                            | 3,380          | 35     | 6              | 4,673                    | 5,373          | 39     | 7              |
| 22.....    | 3,992                            | 3,616          | 91     | 9              | 4,166                    | 5,583          | 104    | 10             |
| 23.....    | 3,016                            | 5,779          | 95     | 10             | 2,874                    | 7,716          | 97     | 10             |
| 24.....    | 9,576                            | 3,680          | 237    | 10             | 10,652                   | 4,943          | 253    | 11             |
| 25.....    | 7,896                            | 4,794          | 66     | 10             | 8,643                    | 7,407          | 68     | 10             |
| 26.....    | 6,981                            | 7,770          | 33     | 8              | 7,090                    | 11,276         | 33     | 8              |
| 27.....    | 3,604                            | 4,589          | 27     | 3              | 3,718                    | 6,393          | 38     | 3              |
| 28.....    | 3,814                            | 3,249          | 28     | 12             | 4,045                    | 4,431          | 34     | 13             |
| 29.....    | 4,638                            | 5,635          | 255    | 6              | 4,537                    | 7,570          | 801    | 10             |
| 30.....    | 10,992                           | 12,084         | 884    | 44             | 11,461                   | 16,163         | 1,073  | 52             |
| 31.....    | 7,763                            | 4,897          | 149    | 48             | 9,224                    | 6,173          | 177    | 53             |
| 32.....    | 12,319                           | 3,911          | 535    | 60             | 14,938                   | 6,192          | 570    | 66             |
| 33.....    | 4,865                            | 9,317          | 70     | 19             | 5,002                    | 11,199         | 73     | 26             |
| 34.....    | 13,446                           | 9,610          | 406    | 66             | 14,985                   | 12,796         | 464    | 68             |
| 35.....    | 1,673                            | 803            | 25     | 25             | 2,009                    | 1,181          | 26     | 10             |
| Total..... | 212,597                          | 195,615        | 10,983 | 941            | 225,478                  | 271,962        | 12,414 | 1,194          |

## SCHOOL POPULATION OF CHICAGO—5 TO 20 YEARS OF AGE, INCLUSIVE (1900).

| WARD.      | NATIVE WHITE. |          | FOREIGN WHITE. |          | NEGRO. |          | OTHER COLORED. |      |
|------------|---------------|----------|----------------|----------|--------|----------|----------------|------|
|            | Males.        | Females. | Males.         | Females. | Males. | Females. | Males.         | Fem. |
| 1.....     | 1,308         | 1,074    | 436            | 561      | 91     | 67       | 16             | 6    |
| 2.....     | 1,865         | 2,004    | 216            | 327      | 349    | 384      | 1              | 3    |
| 3.....     | 2,392         | 2,691    | 211            | 355      | 676    | 710      |                |      |
| 4.....     | 3,536         | 3,878    | 284            | 550      | 283    | 322      | 3              | 1    |
| 5.....     | 6,296         | 6,496    | 686            | 681      | 24     | 32       | 1              |      |
| 6.....     | 9,515         | 9,589    | 1,374          | 1,453    | 16     | 6        |                |      |
| 7.....     | 4,449         | 4,699    | 2,163          | 2,207    | 3      | 4        |                |      |
| 8.....     | 5,425         | 5,529    | 1,596          | 1,838    |        |          |                |      |
| 9.....     | 7,612         | 7,864    | 1,465          | 1,679    |        |          |                |      |
| 10.....    | 13,820        | 13,829   | 2,202          | 2,325    | 51     | 50       |                |      |
| 11.....    | 4,179         | 4,463    | 456            | 595      | 39     | 5        | 2              |      |
| 12.....    | 8,794         | 9,595    | 541            | 797      | 44     | 46       | 5              | 1    |
| 13.....    | 6,346         | 6,542    | 497            | 574      | 165    | 100      |                |      |
| 14.....    | 10,401        | 10,977   | 1,611          | 1,768    | 1      | 4        |                |      |
| 15.....    | 12,004        | 12,785   | 1,773          | 1,874    | 7      | 4        |                |      |
| 16.....    | 8,889         | 9,267    | 2,655          | 2,729    | 1      |          |                |      |
| 17.....    | 2,383         | 2,370    | 667            | 736      | 21     | 26       |                |      |
| 18.....    | 1,571         | 1,602    | 195            | 184      | 33     | 32       | 2              |      |
| 19.....    | 5,383         | 5,807    | 1,896          | 1,858    | 16     | 4        | 1              | 1    |
| 20.....    | 4,107         | 4,347    | 470            | 499      | 1      |          |                |      |
| 21.....    | 4,290         | 4,534    | 458            | 534      | 11     | 14       |                |      |
| 22.....    | 3,978         | 4,170    | 567            | 613      | 25     | 26       |                |      |
| 23.....    | 3,987         | 4,174    | 842            | 935      | 36     | 43       |                |      |
| 24.....    | 2,673         | 2,658    | 304            | 411      | 59     | 54       | 2              |      |
| 25.....    | 6,709         | 7,163    | 511            | 863      | 17     | 18       | 2              |      |
| 26.....    | 11,139        | 11,353   | 1,194          | 1,268    | 6      | 13       | 1              |      |
| 27.....    | 6,214         | 6,051    | 750            | 780      | 31     | 41       |                |      |
| 28.....    | 4,657         | 4,690    | 481            | 497      | 19     | 20       |                |      |
| 29.....    | 6,036         | 6,025    | 767            | 782      | 86     | 107      |                |      |
| 30.....    | 15,597        | 15,769   | 1,928          | 2,087    | 96     | 425      | 1              |      |
| 31.....    | 7,950         | 8,445    | 786            | 843      | 80     | 92       |                |      |
| 32.....    | 6,721         | 7,094    | 404            | 416      | 126    | 129      | 2              |      |
| 33.....    | 6,865         | 6,968    | 1,415          | 1,492    | 19     | 17       |                |      |
| 34.....    | 11,301        | 11,737   | 1,565          | 1,737    | 108    | 123      | 3              |      |
| 35.....    | 1,660         | 1,711    | 120            | 151      | 15     | 18       |                |      |
| Total..... | 220,522       | 228,465  | 33,476         | 37,649   | 2,856  | 2,990    | 43             | 12   |

# MOLONEY BELTS

are the best in the world. It is the HIGHEST GRADE leather belt made. It is furnished under Absolute Guarantee for saw and planing mill and all severe work. Dynamo Belting a specialty. Give us a trial order.



## Moloney-Bennet Belting Company

SOLE MANUFACTURERS.

34-36 South Canal Street, Chicago. Long Distance 'Phone Main 983.

G. A. EDWARD KOHLER.

TEL. HARRISON 322.

FRANKLIN W. KOHLER.

## KOHLER BROTHERS,

# Contracting Electrical Engineers.

LIGHTING—POWER—RAILWAYS.

1804-1806-1808-1810-1812 Fisher Building,  
CHICAGO.

The electric equipment for driving the presses of The Chicago Daily News, The Chicago Tribune and The Pittsburg Commercial Gazette installed by us under our patents.

TELEPHONE HARRISON 2790

# COOPER PRINTING COMPANY

INCORPORATED

*Printers, Binders*

*Color Work a Specialty*

61-63 PLYMOUTH COURT - - CHICAGO

## SUBURBS OF CHICAGO.

(Including also towns and villages now within the city limits.)

The letters "N," "SW," etc., indicate the general direction from the city hall. The figures show the distance in miles from the Chicago railway terminals.

|                             |                           |                             |
|-----------------------------|---------------------------|-----------------------------|
| Alpine—S., 26.8.            | Galewood—NW., 8.7.        | North Evanston—N., 13.3.    |
| Altenheim—W., 13.6.         | Gauo—S., 13.              | North Roseland—S., 12.2.    |
| Argyle Park—N., 6.9.        | Gardner's Park—S., 15.    | Norwood Park—NW., 11.       |
| Arlington Heights—NW., 22.4 | Gary—SW., 18.8.           | Oakdale—S., 10.1.           |
| Auburn Park—S., 8.6.        | Givins—SW., 12.8.         | Oak Forest—SW., 21.7.       |
| Austin—W., 6.7.             | Glencoe—N., 19.2.         | Oakland—S., 4.4.            |
| Avondale—NW., 5.1.          | Glendon Park—NW., 11.5.   | Oak Lawn—S., 14.8.          |
| Bellewood—SW., 9.           | Glen Ellyn—W., 22.5.      | Oak Park—W., 8.6.           |
| Belmont—SW., 22.6.          | Glendale—SW., 8.9.        | Ontarioville—NW., 23.5.     |
| Bensenville—NW., 17.3.      | Glenview—NW., 17.4.       | Orchard Place—NW., 20.2.    |
| Berger—S., 22.7.            | Glenwood—S., 23.5.        | Oriand—S., 23.5.            |
| Bernice—S., 26.             | Golf—NW., 15.3.           | Palatine—NW., 26.           |
| Berwyn—SW., 9.6.            | Grand Crossing—S., 9.3.   | Palos Park—S., 20.4.        |
| Beverly Hills—SW., 11.3.    | Grant Works—SW., 15.      | Palos Springs—S., 19.7.     |
| Blue Island—SW., 16.4.      | Grayland—NW., 8.2.        | Park Manor—S., 8.3.         |
| Bowmanville—N., 8.          | Grossdale—SW., 12.3.      | Park Ridge—NW., 13.         |
| Brainerd—SW., 10.7.         | Gross Park—N., 4.5.       | Parkside—S., 8.9.           |
| Brighton Park—SW., 5.       | Grosse Point—NW., 14.     | Pennock—NW., 6.4.           |
| Broadview—SW., 14.          | Hammond—S., 21.           | Plano—S., 16.9.             |
| Brookdale—S., 8.6.          | Hanson Park—NW., 7.8.     | Pleasant Hill—S., 13.7.     |
| Brookline—S., 9.1.          | Harlem—W., 10.            | Pulman—S., 14.              |
| Bryn Mawr—S., 9.4.          | Harvey—S., 20.            | Purinton—SW., 14.8.         |
| Buena Park—N., 5.8.         | Hawthorne—SW., 6.9.       | Ravenswood—N., 6.2.         |
| Burnham—S., 18.5.           | Hegewisch—S., 18.3.       | Ravinia—N., 21.6.           |
| Burnside—S., 11.9.          | Hermosa—NW., 5.9.         | Rexford—SW., 18.8.          |
| Burr Oak—SW., 15.8.         | High Ridge—N., 8.4.       | Ridgeland—W., 7.7.          |
| Chandler—S., 9.             | Highland Park—N., 23.2.   | Riverdale—S., 17.           |
| Cheltenham—S., 11.2.        | Highlands—SW., 16.4.      | River Forest—W., 9.8.       |
| Chicago Lawn—SW., 10.       | Highwood—N., 24.5.        | River Grove—NW., 11.5.      |
| Chicago Heights—S., 26.7.   | Hillside—SW., 18.         | Riverside—SW., 11.1.        |
| Chicago Ridge—S., 16.4.     | Hinsdale—SW., 17.         | River View—NW., 21.5.       |
| Clarkdale—S., 12.5.         | Homewood—S., 23.          | Roby—SE., 15.5.             |
| Clarendon Hills—SW., 18.3.  | Hyde Park—S., 6.4.        | Rogers Park—N., 9.4.        |
| Cloverdale—S., 29.6.        | Irondale—S., 13.3.        | Romeo—SW., 33.4.            |
| Clyde—SW., 8.5.             | Irving Park—NW., 6.7.     | Roseland—N., 12.7.          |
| Colehour—S., 12.2.          | Itasca—NW., 21.2.         | Roselle—NW., 24.5.          |
| Columbia Heights—S., 28.8.  | Jefferson Park—NW., 8.7.  | Sag Bridge—SW., 21.7.       |
| Constance—S., 10.8.         | Kenilworth—N., 15.2.      | Schaumburg—NW., 27.5.       |
| Cummings—S., 14.6.          | Kensington—S., 14.3.      | Schiller Park—NW., 16.9.    |
| Cragin—NW., 7.              | Kenwood—S., 5.6.          | Sheldon Park—S., 13.2.      |
| Crete—S., 30.4.             | Kolze—NW., 16.9.          | Sheridan Park—N., 6.4.      |
| Crawford—SW., 6.2.          | La Grange—SW., 14.        | Shermerville—NW., 20.9.     |
| Cnyler—N., 5.4.             | Lake Bluff—N., 30.2.      | South Chicago—S., 12.7.     |
| Dauphin Park—S., 10.7.      | Lake Forest—N., 28.3.     | South Englewood—S., 9.8.    |
| Deerfield—NW., 23.8.        | Lakeside—N., 17.8.        | South Evanston—N., 11.      |
| Deering—N., 3.4.            | Landers—S., 10.9.         | South Holland—S., 19.5.     |
| Des Plaines—NW., 16.6.      | Lansing—S., 27.4.         | South Lynne—SW., 11.        |
| Dewey—S., 9.6.              | La Vergne—SW., 9.1.       | Steger—S., 28.8.            |
| Dolton—S., 21.              | Lemont—SW., 25.3.         | Stony Island—S., 11.2.      |
| Downer's Grove—SW., 21.     | Le Moyne—SW., 11.5.       | Summerdale—N., 7.           |
| Drexel—S., 10.              | Lisle—SW., 25.            | Summit—SW., 11.9.           |
| Dunning—NW., 11.5.          | Lockport—SW., 32.9.       | Thatcher's Park—NW., 15.1.  |
| DuPont—SW., 19.8.           | Lombard—W., 20.           | Thornton—S., 21.8.          |
| East Chicago—SE., 23.2.     | Longwood—SW., 11.8.       | Tinley Park—SW., 23.5.      |
| Edgebrook—NW., 11.2.        | Lyons—SW., 11.            | Tracy—SW., 12.8.            |
| Edgewater—N., 7.6.          | Madison Park—S., 6.       | Tuxedo Park—SW., 18.        |
| Edison Park—NW., 12.3.      | Mannheim—NW., 14.1.       | Walden—SW., 12.3.           |
| Eggers—S., 16.              | Maplewood—NW., 4.         | Washington Heights—SW., 12. |
| Eggleston—S., 7.8.          | Mayfair—NW., 7.           | Weber—NW., 12.7.            |
| Elk Grove—NW., 20.          | Maywood—W., 10.4.         | West Chicago—W., 30.        |
| Elmhurst—W., 15.8.          | Mcacham—NW., 22.2.        | Western Springs—SW., 15.4.  |
| Elsdon—SW., 8.5.            | McLure Park—W., 11.3.     | West Pullman—S., 16.4.      |
| Elsmere—NW., 4.             | Midlothian—SW., 18.3.     | West Ridge—N., 9.           |
| Englewood—S., 6.6.          | Mont Clare—NW., 9.6.      | Wheaton—W., 24.9.           |
| Euclid Park—S., 11.         | Morgan Park—SW., 13.8.    | Wheeling—NW., 29.9.         |
| Evanston—N., 12.            | Morton Grove—NW., 14.3.   | Whiting—SE., 17.            |
| Evergreen Park—SW., 14.     | Morton Park—SW., 7.5.     | Wildwood—S., 16.            |
| Fairview—NW., 18.           | Mount Forest—SW., 16.8.   | Willow Springs—SW., 17.5.   |
| Fernhanville—NW., 25.       | Mount Prospect—NW., 19.7. | Wilmette—N., 14.3.          |
| Feehan—S., 11.7.            | Naperville—SW., 29.       | Windsor Park—S., 10.5.      |
| Flossmoor—S., 24.7.         | New Lenox—SW., 34.1.      | Winfield—W., 27.5.          |
| Forest Glen—NW., 10.2.      | Niles—NW., 12.            | Winnetka—N., 16.8.          |
| Forest Hill—S., 10.         | Niles Center—NW., 11.5.   | Woodale—NW., 19.2.          |
| Fort Sheridan—N., 25.7.     | Normal Park—S., 7.2.      | Woodlawn Park—S., 7.7.      |
| Franklin Park—NW., 13.2.    | North Chicago—N., 32.9.   | Worth—S., 17.8.             |

EMIL MENDELSON.

ESTABLISHED 1885.

BEN. MENDELSON.

# MENDELSON BROS.,

431 South Canal-st. Telephone  
Canal 489.

We make a Specialty of supplying the trade with  
**CLEAN SELECTED WIPING RAGS, also COTTON WASTE**  
 used for all purposes, and will give satisfaction in every respect  
 for the most particular work.

THE QUALITY AND PRICE WILL CERTAINLY MERIT YOUR ATTENTION.

ALSO WHOLESALE DEALERS IN ALL KINDS OF

## PAPER STOCK AND METALS.

TELEPHONE CANAL 489.

PAPER STOCK WAREHOUSE: 81 W. 13th-st.  
 RAG WAREHOUSE: 431 S. Canal-st.

We have facilities for handling Paper Stock in ANY QUANTITY. Will pay highest CASH price. We furnish crates and bags for same and will remove when necessary without trouble to you. Kindly telephone or write us for prices and particulars. Highest price paid for old metals.

Specifications Prepared.  
 Jobbing Promptly Attended To.

Telephone Main 1896.

# GEORGE J. CONLON,

ENGINEER AND CONTRACTOR FOR

Steam and Hot Water Heating and Ventilating

132 LAKE STREET, CHICAGO.

WM. D. KERFOOT.

GEORGE BIRKHOFF, JR.

# WM. D. KERFOOT & CO.,

85 WASHINGTON STREET,  
 N. W. COR. WASHINGTON AND DEARBORN STREETS,  
 CHICAGO.

Real Estate, Loan and Financial Agents.

*Special Attention Given to the Interests of Nonresidents.*

TELEPHONE CENTRAL 2773.

**BONDED INDEBTEDNESS OF COOK COUNTY.**

[Dec. 1, 1901.]

| KIND OF BONDS.  | Date of bonds. | When due.    | Amount.      |
|---|----------------|--------------|--------------|
| Four per cent refunding bonds, series E.....  | May 1, 1900    | May 1, 1901  | *\$1,092,500 |
| Four per cent refunding bonds, series B.....  | May 1, 1885    | May 1, 1905  | 500,000      |
| Four per cent funding bonds, expire \$30,000 each year.....                             | Mar. 1, 1888   |              | 350,000      |
| Four per cent refunding courthouse bonds, 1 to 20 years, expire \$37,500 each year..... | Jan. 1, 1899   | Jan. 1, 1919 | 675,000      |
| Four per cent refunding bonds, 1 to 20 years, series C, expire \$67,500 each year.....  | May 1, 1892    |              | 742,500      |
| Total.....  |                |              | 3,360,000    |

\*By vote of the people November, 1898, to be refunded May 1, 1900, at 4 per cent, 1 to 20 years.

**FUNDED DEBT OF CITY OF CHICAGO.**

[Dec. 31, 1901.]

|                         |           |             |                          |             |
|-------------------------|-----------|-------------|--------------------------|-------------|
| Municipal Bonds—        |           |             |                          |             |
| 3½ per cent.....        | \$185,000 |             | 3.65 per cent.....       | \$332,000   |
| 3¼ per cent.....        | 1,171,000 |             | 4 per cent.....          | 1,706,500   |
| 4 per cent.....         | 930,000   |             | 4 per cent.....          | 1,485,000   |
| World's Fair bonds..... | 4,517,000 |             |                          | \$3,832,000 |
|                         |           | \$6,743,000 | Town of Lake Water B'ds— |             |
|                         |           |             | 5 per cent.....          | 15,000      |
| Sewerage Bonds—         |           |             | Hyde Park Water Bonds—   |             |
| 4 per cent.....         | 2,124,500 |             | 5 per cent.....          | 50,000      |
| River Improvement B'ds— |           |             | Lake View Water Bonds—   |             |
| 4 per cent.....         | 1,542,500 |             | 4 per cent.....          | 50,000      |
| 4 per cent.....         | 1,263,000 | 2,605,500   | 5 per cent.....          | 23,000      |
|                         |           |             | Village Rogers Park..... | 7,000       |
| Water Bonds—            |           |             | Total.....               | 15,470,000  |
| 3½ per cent.....        | 328,500   |             |                          |             |

**RAILWAY DISTANCES FROM CHICAGO.**

|                            |       |                         |       |                           |       |
|----------------------------|-------|-------------------------|-------|---------------------------|-------|
| Albany, N. Y.....          | 833   | Fort Wayne, Ind.....    | 152   | Omaha, Neb.....           | 490   |
| Albuquerque, N. M.....     | 1,377 | Fort Scott, Ark.....    | 556   | Paducah, Ky.....          | 757   |
| Anaconda, Mont.....        | 1,563 | Fort Worth, Tex.....    | 1,026 | Peoria, Ill.....          | 158   |
| Arkansas City, Kas.....    | 811   | Galveston, Tex.....     | 1,417 | Philadelphia, Pa.....     | 822   |
| Atchison, Kas.....         | 613   | Grand Rapids, Mich..... | 183   | Phoenix, Ariz.....        | 1,974 |
| Atlanta, Ga.....           | 788   | Guthrie, O. T.....      | 1,237 | Pittsburg, Pa.....        | 468   |
| Baker City, Ore.....       | 2,235 | Helena, Mont.....       | 1,540 | Portland, Me.....         | 1,150 |
| Baltimore, Md.....         | 801   | Hot Springs, Ark.....   | 696   | Portland, Ore.....        | 2,466 |
| Bangor, Me.....            | 1,287 | Houston, Tex.....       | 1,367 | Pueblo, Col.....          | 1,093 |
| Bismarck, N. D.....        | 954   | Independence, Kas.....  | 624   | Richmond, Va.....         | 916   |
| Bloomington, Ill.....      | 126   | Indianapolis, Ind.....  | 184   | Rochester, N. Y.....      | 605   |
| Boise City, Idaho.....     | 1,836 | Jacksonville, Fla.....  | 1,198 | Sacramento, Cal.....      | 2,539 |
| Boston, Mass.....          | 1,035 | Joliet, Ill.....        | 37    | Saginaw, Mich.....        | 308   |
| Buffalo, N. Y.....         | 536   | Kansas City, Mo.....    | 458   | Salt Lake City, Utah..... | 1,553 |
| Butte, Mont.....           | 1,537 | La Crosse, Wis.....     | 282   | San Antonio, Tex.....     | 1,796 |
| Cairo, Ill.....            | 364   | Las Vegas, N. M.....    | 1,245 | San Francisco, Cal.....   | 2,349 |
| Cedar Rapids, Iowa.....    | 233   | Leadville, Col.....     | 1,179 | Santa Barbara, Cal.....   | 2,376 |
| Chattanooga, Tenn.....     | 636   | Lexington, Ky.....      | 380   | Santa Fe, N. M.....       | 1,328 |
| Cheyenne, Wyo.....         | 1,001 | Lincoln, Neb.....       | 537   | Seattle, Wash.....        | 2,330 |
| Cincinnati, O.....         | 298   | Little Falls, N. D..... | 518   | Sedalia, Kas.....         | 471   |
| Cleveland, O.....          | 357   | Little Rock, Ark.....   | 628   | Sioux Falls, Iowa.....    | 517   |
| Clinton, Iowa.....         | 157   | Los Angeles, Cal.....   | 2,265 | Spokane, Wash.....        | 2,388 |
| Colorado Springs, Col..... | 1,072 | Louisville, Ky.....     | 325   | Springfield, Ill.....     | 185   |
| Columbus, O.....           | 314   | Madison, Wis.....       | 139   | St. Joseph, Mo.....       | 489   |
| Council Bluffs, Iowa.....  | 488   | Memphis, Tenn.....      | 528   | St. Louis, Mo.....        | 283   |
| Dallas, Ore.....           | 2,514 | Milwaukee, Wis.....     | 85    | St. Paul, Minn.....       | 410   |
| Davenport, Iowa.....       | 183   | Minneapolis, Minn.....  | 420   | Syracuse, N. Y.....       | 685   |
| Denver, Col.....           | 1,028 | Mobile, Ala.....        | 927   | Tacoma, Wash.....         | 2,322 |
| Des Moines, Iowa.....      | 358   | Montgomery, Ala.....    | 808   | Tampa, Fla.....           | 1,385 |
| Detroit, Mich.....         | 272   | Nashville, Tenn.....    | 444   | Terre Haute, Ind.....     | 178   |
| Dubuque, Iowa.....         | 167   | Nebraska City, Neb..... | 543   | Toledo, O.....            | 244   |
| Duluth, Minn.....          | 482   | Newark, O.....          | 366   | Topeka, Kas.....          | 525   |
| Eldorado, Kas.....         | 733   | New Orleans, La.....    | 912   | Utica, N. Y.....          | 738   |
| Elkhart, Ind.....          | 101   | Newton, Kas.....        | 828   | Vicksburg, Miss.....      | 749   |
| Ellsworth, Kas.....        | 906   | New York, N. Y.....     | 913   | Washington, D. C.....     | 820   |
| Evansville, Ind.....       | 287   | Ogden, Utah.....        | 1,524 | Wichita, Kas.....         | 686   |
| Fargo, N. D.....           | 661   | Oklahoma, O. T.....     | 1,268 |                           |       |



PERRY KRUS, Prest.

OTTO F. SOHM, Secy.

# Pioneer Paper Stock Co.,

PACKERS AND DEALERS IN

# PAPER STOCK

318-324 S. DESPLAINES ST.,

CHICAGO.

TELEPHONE MONROE 32.

PROMPT SERVICE ASSURED.

TELEPHONE HARRISON 229.

# BARTELL BROS.,

DEALERS IN

# ...OILS...

380 DEARBORN STREET

ORDERS DELIVERED TO ALL PARTS  
OF THE CITY

CHICAGO

# LOUIS EMRATH, GENERAL MACHINIST,

Newspaper, Stereotype and Printing Machinery,  
Steel Type Stands and Brass Top Standing Galleys.*Jobbing a Specialty.**82 South Market-st., Chicago.*

**ILLINOIS MANUFACTURES.**

[Census report, 1900.]

|                             | 1900.         | 1890.         | Pct.<br>inc. |
|-----------------------------|---------------|---------------|--------------|
| Establishments.....         | 38,352        | 20,482        | 87.2         |
| Capital.....                | \$776,829,598 | \$502,004,512 | 54.7         |
| Wage earners (average)..... | 395,119       | 280,218       | 41.0         |
| Total wages.....            | \$191,510,962 | \$142,873,265 | 34.0         |
| Miscellaneous expenses..... | 130,876,318   | 75,515,136    | 64.6         |
| Cost of materials.....      | 739,798,740   | 529,019,089   | 39.8         |
| Value of products.....      | 1,230,382,877 | 908,640,280   | 38.7         |

**CHICAGO MANUFACTURES.**

[Census report, 1900.]

|                             | 1900.         | 1890.         | Pct.<br>inc. |
|-----------------------------|---------------|---------------|--------------|
| Establishments.....         | 19,203        | 9,977         | 92.3         |
| Capital.....                | \$534,000,689 | \$359,759,539 | 46.4         |
| Wage earners (average)..... | 262,609       | 190,621       | 37.8         |
| Total wages.....            | \$131,064,638 | \$104,039,922 | 25.9         |
| Miscellaneous expenses..... | 80,414,817    | 43,235,427    | 86.0         |
| Cost of materials.....      | 538,401,562   | 409,403,027   | 31.5         |
| Value of products.....      | 888,651,965   | 664,567,923   | 33.7         |

**FRANCHISE ASSESSMENT DECISION.**

In November, 1900, the Chicago Teachers' federation began proceedings for a mandamus compelling the state board of equalization of Illinois to assess the property of corporations at the same proportion of its market value as that at which it assesses the property of individuals. The case was decided in favor of the teachers by Judge Owen P. Thompson of the Sangamon county Circuit court and it was then appealed to the state Supreme court. On the 24th of October, 1901, a decision was given fully sustaining that of the lower court. In substance it was held that in making the assessments of the capital stock of corporations, including franchises, it is proper to

add the market or fair cash value of the capital stock to the market or fair cash value of the debt of the corporation, excluding from such debt the indebtedness for current expenses, and to deduct from the result the aggregate amount of the equalized or assessed valuation of all the tangible property of said corporation.

In the petition for the mandamus twenty-three traction, gas, telephone and other public-service companies doing business in Chicago were specifically named, but the decision requires the board of equalization to follow the same rule in assessing the property of all corporations not expressly exempted by statute.

**ABDUCTION OF ELLEN M. STONE.**

Miss Ellen M. Stone, a missionary of the American (congregational) board, was captured by brigands in the Balkan mountains or Turkish Macedonia Sept. 3 while traveling with a party of twelve persons, including Mme. Tsilka, wife of an Albanian missionary. They had started from Banskofor Diumlia and were passing through a defile in the hills when they were surrounded and made prisoners by a band of about forty masked men. No indignities were offered and no property was taken from

the captives, but Miss Stone and Mme. Tsilka were held for ransom, while the others were liberated. Steps were taken to secure her release, both by the United States government through diplomatic channels and by the American board through efforts to raise the sum demanded (\$110,000), but week after week elapsed without any result being achieved. Neither the Turkish nor the Bulgarian government would acknowledge responsibility and each accused the other of shielding the kidnapers.

**NAVAL MILITIA OF ILLINOIS.**

Capt. H. A. Allen (headquarters Chicago), commanding.  
Commander Capt. Samuel E. Darby, commanding 1st ship's crew, Chicago.  
Commander W. Dwight Wilman, commanding 2d ship's crew, Moline.

First, 2d, 3d and 4th divisions, 1st ship's crew, Chicago.  
First division, 2d ship's crew, Moline.  
Second division, 2d ship's crew, Rock Island.  
Third division, 2d ship's crew, Alton.  
Fourth division, 2d ship's crew, Quincy.

**ACTORS' FUND OF AMERICA.**

President, Al Hayman; first vice-president, Daniel Frohman; second vice-president, Antonio Pastor; treasurer, William Harris; secretary, Edwin Knowles. Trus-

tees: A. M. Palmer, John Drew, Jacob Litt, Harry Harwood, Frank McKee, Henry W. Savage, Milton Nobles.



CHICAGO GRAIN STATISTICS.

The following tables show the extreme prices in each year for thirty-six years for wheat, corn and oats, indicating the month in which such prices were obtained.

| WHEAT.    |           |                         |               | WHEAT.     |           |                        |            |
|-----------|-----------|-------------------------|---------------|------------|-----------|------------------------|------------|
| YEAR.     | WHEAT.    |                         | Highest in    | YEAR.      | WHEAT.    |                        | Highest in |
|           | Lowest in | Range.                  |               |            | Lowest in | Range.                 |            |
| 1865..... | Dec.....  | \$0.85 @1.55            | Jan.          | 1884.....  | Dec.....  | \$0.69 @0.96           | Feb.       |
| 1866..... | Feb.....  | .78 @2.03               | Nov.          | 1885.....  | Mar.....  | .73@.91 $\frac{1}{2}$  | Apr.       |
| 1867..... | Aug.....  | 1.55 @2.85              | May.          | 1886.....  | Oct.....  | .68@.84 $\frac{1}{2}$  | Jan.       |
| 1868..... | Nov.....  | 1.01@2.20               | July.         | 1887.....  | Aug.....  | .67@.94 $\frac{1}{2}$  | June.      |
| 1869..... | Dec.....  | .76@2.47                | Aug.          | 1888.....  | Apr.....  | .71@2.00               | Sept.      |
| 1870..... | Apr.....  | .73@1.31 $\frac{1}{2}$  | July.         | 1889.....  | June..... | .75@1.08 $\frac{1}{2}$ | Feb.       |
| 1871..... | Aug.....  | .99@1.32                | Feb.,Ap.,Sep. | 1890.....  | Feb.....  | .74@1.08 $\frac{1}{2}$ | Aug.       |
| 1872..... | Nov.....  | 1.01 @1.61              | Aug.          | 1891.....  | July..... | .81@1.16               | Apr.       |
| 1873..... | Sept..... | .89 @1.46               | July.         | 1892.....  | Oct.....  | .69@.91 $\frac{1}{2}$  | Feb.       |
| 1874..... | Oct.....  | .81@1.28                | Apr.          | 1893.....  | July..... | .51@.85                | Apr.       |
| 1875..... | Feb.....  | .83@1.30 $\frac{1}{2}$  | Aug.          | 1894.....  | July..... | .50@.63 $\frac{1}{2}$  | Apr.       |
| 1876..... | July..... | .83 @1.27 $\frac{1}{2}$ | Dec.          | 1895.....  | Jan.....  | .48@.81 $\frac{1}{2}$  | May.       |
| 1877..... | Aug.....  | 1.01@1.76 $\frac{1}{2}$ | May.          | 1896.....  | Aug.....  | .53 @.94 $\frac{1}{2}$ | Nov.       |
| 1878..... | Oct.....  | .77 @1.14               | Apr.          | 1897.....  | Apr.....  | .60@1.06               | Dec.       |
| 1879..... | Jan.....  | .81@1.53 $\frac{1}{2}$  | Dec.          | 1898.....  | Oct.....  | .62 @1.35              | May.       |
| 1880..... | Aug.....  | .86@1.32                | Jan.          | 1899.....  | Dec.....  | .64 @.79 $\frac{1}{2}$ | May.       |
| 1881..... | Jan.....  | .95@1.43 $\frac{1}{2}$  | Oct.          | 1900.....  | Jan.....  | .61@.87 $\frac{1}{2}$  | June.      |
| 1882..... | Dec.....  | .91@1.40                | Apr. & May.   | 1901*..... | July..... | .63@.77 $\frac{1}{2}$  | June.      |
| 1883..... | Oct.....  | .90 @1.13 $\frac{1}{2}$ | June.         |            |           |                        |            |

| CORN.      |             |                                       |              | OATS.        |                                       |             |            |
|------------|-------------|---------------------------------------|--------------|--------------|---------------------------------------|-------------|------------|
| YEAR.      | CORN.       |                                       | Highest in   | YEAR.        | OATS.                                 |             | Highest in |
|            | Lowest in   | Range.                                |              |              | Lowest in                             | Range.      |            |
| 1865.....  | Dec.....    | \$0.38 @0.88                          | Jan. & Feb.. | Dec.....     | \$0.25 @0.66                          | Jan.        |            |
| 1866.....  | Feb.....    | .35 $\frac{1}{2}$ @1.00               | Nov.....     | Feb.....     | .21 $\frac{1}{2}$ @.44 $\frac{1}{2}$  | Nov.        |            |
| 1867.....  | Mar.....    | .56 $\frac{1}{2}$ @1.12               | Oct.....     | Aug.....     | .38 $\frac{1}{2}$ @.90                | June.       |            |
| 1868.....  | Dec.....    | .52 @1.02 $\frac{1}{2}$               | Aug.....     | Oct.....     | .41 $\frac{1}{2}$ @.74                | May.        |            |
| 1869.....  | Jan.....    | .44 @.97 $\frac{1}{2}$                | Aug.....     | Oct.....     | .35 $\frac{1}{2}$ @.71                | July.       |            |
| 1870.....  | Dec.....    | .45 @.94 $\frac{1}{2}$                | May.....     | Sept.....    | .32 $\frac{1}{2}$ @.53 $\frac{1}{2}$  | May.        |            |
| 1871.....  | Dec.....    | .39 $\frac{1}{2}$ @.56 $\frac{1}{2}$  | Mar. & May.  | Aug.....     | .37 @.51 $\frac{1}{2}$                | Mar. & Apr. |            |
| 1872.....  | Oct.....    | .29 $\frac{1}{2}$ @.43 $\frac{1}{2}$  | May.....     | Oct. & Nov.  | .20 $\frac{1}{2}$ @.43 $\frac{1}{2}$  | June.       |            |
| 1873.....  | June.....   | .37 @.54 $\frac{1}{2}$                | Dec.....     | Apr.....     | .25 $\frac{1}{2}$ @.40 $\frac{1}{2}$  | Dec.        |            |
| 1874.....  | Jan.....    | .49 @.86                              | Sept.....    | Aug.....     | .37 $\frac{1}{2}$ @.71                | July.       |            |
| 1875.....  | Dec.....    | .45 $\frac{1}{2}$ @.76 $\frac{1}{2}$  | May & July.  | Dec.....     | .29 $\frac{1}{2}$ @.64 $\frac{1}{2}$  | May.        |            |
| 1876.....  | Feb.....    | .38 $\frac{1}{2}$ @.49                | May.....     | July.....    | .27 @.35                              | Sept.       |            |
| 1877.....  | Feb.....    | .37 $\frac{1}{2}$ @.58                | Apr.....     | Aug.....     | .22 @.45 $\frac{1}{2}$                | May.        |            |
| 1878.....  | Dec.....    | .29 $\frac{1}{2}$ @.43 $\frac{1}{2}$  | Mar.....     | Oct.....     | .18 @.72 $\frac{1}{2}$                | July.       |            |
| 1879.....  | Jan.....    | .29 $\frac{1}{2}$ @.49                | Oct.....     | Jan.....     | .19 $\frac{1}{2}$ @.33 $\frac{1}{2}$  | Dec.        |            |
| 1880.....  | Apr.....    | .31 $\frac{1}{2}$ @.43 $\frac{1}{2}$  | Nov.....     | Aug.....     | .22 $\frac{1}{2}$ @.35                | Jan. & May. |            |
| 1881.....  | Feb.....    | .35 $\frac{1}{2}$ @.76 $\frac{1}{2}$  | Oct.....     | Feb.....     | .29 $\frac{1}{2}$ @.47 $\frac{1}{2}$  | Oct.        |            |
| 1882.....  | Dec.....    | .79 $\frac{1}{2}$ @.81 $\frac{1}{2}$  | July.....    | Sept.....    | .30 $\frac{1}{2}$ @.62                | July.       |            |
| 1883.....  | Oct.....    | .46 @.70                              | Jan.....     | Sept.....    | .25 @.43 $\frac{1}{2}$                | Mar.        |            |
| 1884.....  | Dec.....    | .34 $\frac{1}{2}$ @.87                | Sept.....    | Oct.....     | .23 @.34 $\frac{1}{2}$                | Apr.        |            |
| 1885.....  | Jan.....    | .34 $\frac{1}{2}$ @.49                | April & May  | Sept.....    | .24 $\frac{1}{2}$ @.36 $\frac{1}{2}$  | Apr.        |            |
| 1886.....  | Oct.....    | .33 $\frac{1}{2}$ @.45                | July.....    | Oct.....     | .27 $\frac{1}{2}$ @.85                | Jan.        |            |
| 1887.....  | Feb.....    | .33 @.51 $\frac{1}{2}$                | Dec.....     | Mar. & Apr.  | .23 $\frac{1}{2}$ @.31 $\frac{1}{2}$  | Dec.        |            |
| 1888.....  | Dec.....    | .53 $\frac{1}{2}$ @.60                | May.....     | Sept.....    | .23 $\frac{1}{2}$ @.38                | May.        |            |
| 1889.....  | Dec.....    | .29 $\frac{1}{2}$ @.60                | Nov.....     | Oct.....     | .17 $\frac{1}{2}$ @.29 $\frac{1}{2}$  | Feb.        |            |
| 1890.....  | Feb.....    | .27 $\frac{1}{2}$ @.54 $\frac{1}{2}$  | Nov.....     | Feb.....     | .19 $\frac{1}{2}$ @.45                | Nov.        |            |
| 1891.....  | Dec.....    | .39 $\frac{1}{2}$ @.80                | Nov.....     | Oct.....     | .26 @.56 $\frac{1}{2}$                | Apr.        |            |
| 1892.....  | Jan.....    | .37 $\frac{1}{2}$ @1.00               | May.....     | Jan.....     | .28 @.34 $\frac{1}{2}$                | Aug.        |            |
| 1893.....  | Dec.....    | .34 $\frac{1}{2}$ @.44 $\frac{1}{2}$  | May.....     | July.....    | .215 $\frac{1}{2}$ @.32 $\frac{1}{2}$ | May.        |            |
| 1894.....  | Feb.....    | .33 $\frac{1}{2}$ @.50 $\frac{1}{2}$  | Aug.....     | Jan.....     | .26 @.50                              | June.       |            |
| 1895.....  | Dec.....    | .24 $\frac{1}{2}$ @.54 $\frac{1}{2}$  | May.....     | Dec.....     | .185 $\frac{1}{2}$ @.31 $\frac{1}{2}$ | June.       |            |
| 1896.....  | Sept.....   | .19 $\frac{1}{2}$ @.36 $\frac{1}{2}$  | Apr.....     | Sept.....    | .143 $\frac{1}{2}$ @.20 $\frac{1}{2}$ | Feb. & Mar. |            |
| 1897.....  | Jan. & Feb. | .213 $\frac{1}{2}$ @.35 $\frac{1}{2}$ | Aug.....     | Feb.....     | .155 $\frac{1}{2}$ @.23 $\frac{1}{2}$ | Dec.        |            |
| 1898.....  | Jan.....    | .26 @.38                              | Dec.....     | Aug. & Sept. | .20 $\frac{1}{2}$ @.32                | May.        |            |
| 1899.....  | Dec.....    | .30 @.38 $\frac{1}{2}$                | Jan.....     | Aug.....     | .194 $\frac{1}{2}$ @.28 $\frac{1}{2}$ | Feb.        |            |
| 1900.....  | Jan.....    | .30 $\frac{1}{2}$ @.49 $\frac{1}{2}$  | Nov.....     | Aug.....     | .21 @.26 $\frac{1}{2}$                | June.       |            |
| 1901*..... | Jan.....    | .36 @.62 $\frac{1}{2}$                | Nov.....     | Nov.....     | .23 $\frac{1}{2}$ @.42 $\frac{1}{2}$  | Nov.        |            |

\*Jan. 1 to Nov. 27.

THE PHILLIPS MAY CORN DEAL.

The feature of the Chicago grain market in the first half of the year was the May corn deal managed by George H. Phillips. Backed by western traders and others, he began buying heavily in February, when the price of corn was a little below 40 cents, and aided by a shortage in the supply and the weather conditions gradually forced the

price up to 44 $\frac{1}{2}$  cents on March 30. The culminating point was reached May 15, when May corn was quoted at 60 cents, and two days later the campaign was virtually closed. Though the deal was apparently a success George H. Phillips & Co. suspended business Aug. 1 in order to straighten out the books of the firm.

INCORPORATED 1851.

# Has Life Insurance

UNDER WHICH EVERY RIGHT AND EQUITY IS ABSOLUTELY

Secured by Law and speculation and loss made impossible; under which every policy becomes a practical combination of savings bank and insurance, providing for yours if you die or for yourself if you live; by which you secure both protection and investment.

Any Attraction for You? Send name, date of birth and age, and allow us to send you a statement showing what the

BERKSHIRE LIFE INSURANCE CO.

can do for you and yours.

of Pittsfield, Massachusetts.

W. D. WYMAN, Manager for Illinois, 100 Washington-st., Chicago, Ill.

THE

## “Want Ad” Columns

OF THE

### Chicago Daily News

furnish each day a vast directory of Chicago's “wants” and offer an immediate, cheap and convenient method for the supply of any exceptional or common “want” which may arise in the social, domestic or business life of an individual, a family or a business house.

PRICES OF MESS PORK AND LARD FOR FORTY YEARS.

The following table shows the lowest and highest cash prices for mess pork and prime steamed lard in the Chicago market for the past forty years and the months in which extreme prices were reached.

| YEAR.      | MESS PORK    |                |              | LARD.       |               |               |
|------------|--------------|----------------|--------------|-------------|---------------|---------------|
|            | Lowest in    | Range.         | Highest in   | Lowest in   | Range.        | Highest in    |
| 1859.....  | Oct. & Nov.  | \$14.00 @19.00 | May.....     | Dec.        | \$9.75 @12.50 | Oct. [ & Oct. |
| 1860.....  | Dec.....     | 13.00 @20.00   | Sept. & Oct. | Jan. & Feb. | 9.25 @13.00   | Jul. Au. Sep. |
| 1861.....  | Dec.....     | 9.00 @21.00    | Apr.....     | Dec.....    | 6.12½ @11.50  | Apr. & May.   |
| 1862.....  | Jan.....     | 8.00 @12.25    | Dec.....     | Feb.....    | 5.75 @ 9.75   | Oct.....      |
| 1863.....  | Feb.....     | 10.00 @18.50   | Dec.....     | Jan.....    | 7.25 @12.50   | Nov. & Dec.   |
| 1864.....  | Jan.....     | 17.50 @44.00   | Sept.....    | March.....  | 11.75 @23.00  | Sept.....     |
| 1865.....  | Mar. & May.  | 22.50 @38.00   | Oct.....     | Apr.....    | 16.00 @30.00  | Sept.....     |
| 1866.....  | Dec.....     | 17.00 @34.00   | Aug.....     | Dec.....    | 11.25 @23.00  | May.....      |
| 1867.....  | Jan.....     | 18.00 @24.50   | Sept.....    | Jan & July. | 11.25 @13.75  | Aug.....      |
| 1868.....  | Jan.....     | 19.62½ @30.00  | Oct.....     | Jan.....    | 11.75 @19.50  | May & Sept.   |
| 1869.....  | Jan.....     | 27.00 @34.00   | June & Aug.  | Oct. & Nov. | 16.25 @20.75  | Feb.....      |
| 1870.....  | Dec.....     | 18.00 @30.50   | July.....    | Dec.....    | 11.00 @17.25  | Jan.....      |
| 1871.....  | Aug.....     | 12.00 @23.00   | Jan.....     | Nov. & Dec. | 8.37½ @13.00  | Feb.....      |
| 1872.....  | Mar.....     | 11.05 @16.00   | July.....    | Dec.....    | 7.00 @11.00   | July.....     |
| 1873.....  | Nov.....     | 11.00 @18.00   | Apr. & May.  | Nov.....    | 6.50 @ 9.37½  | Apr.....      |
| 1874.....  | Jan FebMar   | 13.75 @24.75   | Aug.....     | Jan.....    | 8.20 @15.50   | Oct.....      |
| 1875.....  | Jan.....     | 17.70 @23.50   | Oct.....     | Nov.....    | 11.80 @15.75  | Apr. & May.   |
| 1876.....  | Oct.....     | 15.20 @22.75   | Apr.....     | Sept.....   | 9.55 @13.85   | Mar. & Apr.   |
| 1877.....  | Dec.....     | 11.40 @17.95   | Jan.....     | Dec.....    | 7.55 @11.55   | Jan.....      |
| 1878.....  | Dec.....     | 6.02½ @11.35   | Jan.....     | Dec.....    | 5.32½ @ 7.80  | Aug.....      |
| 1879.....  | Jan.....     | 7.27½ @13.75   | Dec.....     | Aug.....    | 5.30 @ 7.75   | Dec.....      |
| 1880.....  | Apr.....     | 9.37½ @19.00   | Oct.....     | June.....   | 6.35 @ 7.85   | Nov.....      |
| 1881.....  | Jan.....     | 12.40 @20.00   | Sept.....    | Feb.....    | 9.20 @13.00   | July.....     |
| 1882.....  | Mar.....     | 16.00 @24.75   | Oct.....     | Mar.....    | 10.05 @13.10  | Oct.....      |
| 1883.....  | Sept. & Oct. | 10.20 @20.15   | May. [July   | Oct.....    | 7.15 @12.10   | May.....      |
| 1884.....  | Dec.....     | 10.55 @19.50   | May, June &  | Dec.....    | 6.45 @10.00   | Feb.....      |
| 1885.....  | Oct. & Nov.  | 8.00 @13.25    | Feb.....     | Oct.....    | 5.82½ @ 7.10  | Feb. & Apr.   |
| 1886.....  | May.....     | 8.20 @12.20    | Dec.....     | May.....    | 5.82½ @ 7.0   | Sept.....     |
| 1887.....  | Jan.....     | 11.60 @24.00   | May.....     | June & Oct. | 6.20 @ 7.32½  | Dec.....      |
| 1888.....  | Dec.....     | 12.90 @16.00   | Oct.....     | Jan.....    | 7.25 @11.20   | Oct.....      |
| 1889.....  | Dec.....     | 8.35 @13.37½   | Jan.....     | Dec.....    | 5.75 @ 7.55   | Jan.....      |
| 1890.....  | Dec.....     | 7.50 @13.62½   | Apr.....     | Dec.....    | 5.50 @ 6.52½  | Apr.....      |
| 1891.....  | Dec.....     | 7.45 @15.00    | May.....     | Feb.....    | 5.47½ @ 7.05  | Sept.....     |
| 1892.....  | Apr.....     | 9.25 @15.05    | Dec.....     | Jan.....    | 6.05 @10.00   | Dec.....      |
| 1893.....  | Aug.....     | 10.25 @21.80   | May.....     | Aug.....    | 6.00 @13.20   | Mar.....      |
| 1894.....  | Mar.....     | 10.67½ @14.57½ | Sept.....    | Mar.....    | 6.45 @ 9.05   | Sept.....     |
| 1895.....  | Dec.....     | 7.50 @12.87½   | May.....     | Dec.....    | 5.15 @ 7.17½  | Mar.....      |
| 1896.....  | Aug.....     | 5.50 @10.85    | Jan.....     | July.....   | 3.05 @ 5.85   | Jan.....      |
| 1897.....  | Dec.....     | 7.15 @ 9.00    | Sept.....    | June.....   | 3.42½ @ 4.90  | Sept.....     |
| 1898.....  | Oct.....     | 7.65 @12.30    | May.....     | Jan. & Oct. | 4.62½ @ 6.82½ | May.....      |
| 1899.....  | May & Oct.   | 7.85 @10.45    | Jan.....     | May.....    | 4.90 @ 5.77½  | Jan.....      |
| 1900.....  | Nov.....     | 10.37½ @16.00  | Oct.....     | Feb.....    | 5.65 @ 7.40   | Oct.....      |
| 1901*..... | Jan.....     | 12.60 @16.80   | Mar.....     | Jan.....    | 6.90 @10.25   | Sept.....     |

\*Jan. 1 to Nov. 27.

CHICAGO WEATHER.

| MONTH.              | TEMPERATURE. |       |         |       |                 |                 | PRECIPITATION. |                   |             |            |              |
|---------------------|--------------|-------|---------|-------|-----------------|-----------------|----------------|-------------------|-------------|------------|--------------|
|                     | Highest.     | Date. | Lowest. | Date. | Mean for month. | Mean, 31 years. | Inches, month. | Average 31 years. | Clear days. | Fair days. | Cloudy days. |
| 1900.—November..... | 63           | 4     | 14      | 14    | 39              | 39              | 3.30           | 2.75              | 8           | 9          | 13           |
| December.....       | 53           | 22    | -2      | 31    | 30              | 31              | .58            | 2.13              | 7           | 11         | 13           |
| 1901.—January.....  | 54           | 20    | -5      | 1     | 26              | 24              | 1.15           | 2.12              | 10          | 6          | 15           |
| February.....       | 35           | 17    | -1      | 2     | 17              | 26              | 2.05           | 2.32              | 16          | 7          | 5            |
| March.....          | 68           | 18    | 1       | 5     | 34              | 34              | 3.38           | 2.50              | 6           | 8          | 17           |
| April.....          | 83           | 30    | 30      | 18    | 45              | 46              | .33            | 2.72              | 13          | 10         | 7            |
| May.....            | 87           | 2     | 41      | 24    | 54              | 56              | 2.18           | 3.54              | 10          | 10         | 11           |
| June.....           | 97           | 30    | 43      | 9     | 70              | 69.1            | 2.42           | 3.08              | 13          | 10         | 2            |
| July.....           | 103          | 21    | 56      | 7     | 77.4            | 74.7            | 2.45           | 3.88              | 19          | 4          | 8            |
| August.....         | 90           | 9     | 53      | 11    | 71.6            | 71.2            | 2.00           | 3.91              | 9           | 15         | 7            |
| September.....      | 87           | 5     | 40      | 18    | 64.2            | 64.2            | 2.92           | 2.83              | 17          | 5          | 8            |
| October.....        | 85           | 1     | 53      | 17    | 55.2            | 52.0            | 1.29           | 2.93              | 18          | 8          | 5            |
| November.....       | 66           | 11    | 16      | 4     | 37.6            | 38.8            | .85            | 2.75              | 11          | 8          | 11           |

\* Thunderstorm, 24th.



# THE BLATCHFORD

"NO. 1" STEREOTYPE METAL.

COLUMBIAN STEREOTYPE METAL.

STAR STEREOTYPE METAL.

BLATCHFORD PERFECTION LINOTYPE METAL.

MONOTYPE METAL

THE CHICAGO DAILY NEWS.

CHICAGO, Dec. 3, 1901.

Messrs. E. W. Blatchford & Co.,

Fulton and Clinton Streets, City.

Gentlemen: In response to your request we are glad to say that we have used your stereotype metal continuously for several years past and your linotype metal almost continuously since we have used the linotype machines. We would add that both of these metals are giving us entire satisfaction.

Very truly yours, VICTOR F. LAWSON.

Manufactured Exclusively by

**E. W. Blatchford & Company,**  
CHICAGO.

**CHICAGO GRAIN INSPECTION.**  
INSPECTION ON ARRIVAL—COMPARATIVE STATEMENT 1886-1901 INCLUSIVE.

| Yr.   | Cars. No. | Boats. No. | W.wheat. Bushels. | S. wheat. Bushels. | Corn. Bushels. | Oats. Bushels. | Rye. Bushels. | Barley. Bushels. | Total. Bushels. |
|-------|-----------|------------|-------------------|--------------------|----------------|----------------|---------------|------------------|-----------------|
| 1886. | 201,103   | 450        | 5,506,084         | 10,644,814         | 68,477,686     | 42,534,082     | 1,104,386     | 10,262,360       | 131,529,452     |
| 1887. | 189,130   | 503        | 5,639,573         | 17,667,373         | 50,700,475     | 45,974,724     | 852,324       | 9,462,000        | 130,297,069     |
| 1888. | 211,818   | 841        | 7,265,135         | 10,191,034         | 66,391,548     | 52,617,987     | 2,357,792     | 8,521,344        | 147,344,840     |
| 1889. | 249,883   | 362        | 13,695,185        | 4,654,500          | 84,775,590     | 58,768,512     | 2,570,410     | 9,206,163        | 173,670,447     |
| 1890. | 272,956   | 610        | 9,126,046         | 9,320,484          | 94,991,620     | 74,606,342     | 3,085,129     | 13,378,080       | 204,506,701     |
| 1891. | 277,216   | 422        | 27,798,776        | 15,127,188         | 68,283,523     | 75,404,372     | 8,185,575     | 11,042,163       | 205,836,347     |
| 1892. | 320,572   | 889        | 34,223,568        | 22,639,906         | 86,159,535     | 85,779,164     | 3,972,900     | 13,951,020       | 246,726,243     |
| 1893. | 271,041   | 381        | 17,914,303        | 23,372,064         | 85,135,325     | 75,294,700     | 1,508,853     | 12,662,400       | 215,8,8,245     |
| 1894. | 217,207   | 353        | 27,200,900        | 4,055,360          | 71,560,220     | 65,952,650     | 990,550       | 11,369,775       | 181,069,455     |
| 1895. | 204,616   | 557        | 11,023,123        | 9,751,617          | 71,732,273     | 76,393,660     | 1,126,308     | 9,578,184        | 179,695,165     |
| 1896. | 306,445   | 722        | 13,642,409        | 22,480,117         | 109,061,090    | 106,055,400    | 2,231,067     | 10,845,807       | 294,215,826     |
| 1897. | 310,159   | 900        | 11,065,769        | 11,531,703         | 122,758,455    | 113,741,310    | 3,700,526     | 14,577,002       | 277,336,265     |
| 1898. | 326,577   | 843        | 18,554,029        | 24,418,464         | 126,196,096    | 111,439,472    | 4,526,353     | 14,493,698       | 293,722,717     |
| 1899. | 314,186   | 825        | 8,713,491         | 27,808,304         | 133,480,471    | 117,180,569    | 597,436       | 13,351,152       | 301,271,723     |
| 1900. | 371,306   | 531        | 24,332,731        | 16,874,540         | 126,035,039    | 109,355,863    | 1,869,785     | 13,333,286       | 291,974,149     |
| 1901. | 213,426   | 359        | 21,714,770        | 12,872,885         | 99,784,782     | 95,123,311     | 1,518,793     | 9,940,492        | 241,155,033     |

INSPECTION FROM STORE—COMPARATIVE STATEMENT 1886-1901 INCLUSIVE.

| YEAR.     | Winter wheat. Bushels. | Spring wheat. Bushels. | Corn. Bushels. | Oats. Bushels. | Rye. Bushels. | Barley. Bushels. | Total. Bushels. | Combined totals of in and out inspection. |
|-----------|------------------------|------------------------|----------------|----------------|---------------|------------------|-----------------|---|
| 1886..... | 2,648,956              | 10,500,918             | 41,645,620     | 4,765,724      | 635,174       | 1,052,913        | 61,249,305      | 192,778,757                               |
| 1887..... | 6,019,271              | 17,642,628             | 39,843,323     | 10,153,370     | 394,943       | 1,044,371        | 75,068,411      | 205,395,480                               |
| 1888..... | 3,090,541              | 6,365,790              | 46,754,284     | 14,818,254     | 1,152,942     | 1,157,523        | 72,673,334      | 217,890,263                               |
| 1889..... | 9,156,010              | 3,637,232              | 66,517,282     | 20,668,531     | 1,773,321     | 1,399,573        | 103,156,949     | 276,827,396                               |
| 1890..... | 4,108,468              | 4,090,471              | 57,295,534     | 16,839,843     | 1,696,253     | 1,753,539        | 85,744,408      | 290,251,109                               |
| 1891..... | 23,127,935             | 5,048,566              | 41,218,563     | 14,161,975     | 5,573,607     | 2,079,177        | 94,209,883      | 300,046,230                               |
| 1892..... | 21,979,222             | 16,738,772             | 45,149,965     | 18,844,499     | 2,325,719     | 1,849,642        | 107,917,619     | 354,643,802                               |
| 1893..... | 17,133,320             | 10,911,263             | 62,014,462     | 16,064,743     | 676,138       | 1,320,529        | 108,190,520     | 324,036,747                               |
| 1894..... | 7,346,455              | 12,075,338             | 40,284,163     | 10,143,142     | 299,326       | 93,526           | 71,012,542      | 255,031,937                               |
| 1895..... | 15,839,909             | 8,269,447              | 49,640,871     | 16,433,038     | 2,077,734     | 601,421          | 85,042,430      | 285,737,555                               |
| 1896..... | 17,623,079             | 10,666,573             | 73,526,549     | 17,990,581     | 831,556       | 947,288          | 120,585,626     | 384,801,452                               |
| 1897..... | 11,233,913             | 24,882,404             | 87,744,100     | 20,767,610     | 3,110,677     | 1,174,346        | 148,913,050     | 426,306,415                               |
| 1898..... | 15,861,587             | 28,626,793             | 102,292,781    | 13,983,890     | 5,103,160     | 936,624          | 166,864,535     | 466,617,552                               |
| 1899..... | 2,566,305              | 29,401,937             | 105,810,587    | 10,683,499     | 3,222,747     | 1,519,590        | 153,204,635     | 454,476,358                               |
| 1900..... | 17,973,565             | 34,124,720             | 102,749,483    | 14,131,566     | 1,515,257     | 289,513          | 170,784,374     | 462,758,523                               |
| 1901..... | 24,429,896             | 27,323,028             | 75,423,170     | 19,607,520     | 1,229,260     | 321,242          | 148,337,116     | 389,492,149                               |

**TAXATION IN CHICAGO.**

List of the eighteen boards making annual levies within the city limits:

- STATE TAX**—For state purposes. The governor, auditor and treasurer constitute the board which ascertains the rate per cent required to produce the amount of taxes levied by the general assembly. "The state school tax" is levied in the same manner. The rate for all state purposes varies from 50 to 60 cents on the \$100 assessed valuation.
- COUNTY TAX**—The county board levies the taxes for all county purposes, the aggregate of which is limited to 75 cents on the \$100.
- CITY TAX**—The city council, acting with the mayor, levies the taxes for all city purposes.
- SCHOOL TAX**—The city council and the mayor make a separate levy for this purpose.
- LIBRARY TAX**—The city council and the mayor make a separate levy for this purpose. The levy is 10 cents on the \$100.
- SANITARY DISTRICT**—The tax is levied by the board of trustees. The rate now is 50 cents on the \$100.
- 7-13. SOUTH TOWN, WEST TOWN, NORTH TOWN, HYDE PARK, LAKE, JEFFERSON, LAKE VIEW**—There are seven townships lying wholly within the city limits. Each has a town board, consisting of the assessor, supervisor, collector and justices of the peace, which makes the levies for town purposes. These boards

have not made levies the last two years, having been enjoined on the ground that their actions were extravagant and illegal.

- A township consolidation act was passed by the last legislature and will be submitted to the electors at the next city election; if adopted the duties of these several town boards will be transferred to the city council.
- SOUTH PARK SYSTEM**—The south park commissioners levy for park purposes in the towns of South Chicago, Hyde Park and Lake. The last rate was 33 cents on the \$100.
- WEST PARK SYSTEM**—The West Chicago park commissioners levy for park purposes in the town of West Chicago. The last rate was \$1.15 on the \$100.
- LINCOLN PARK**—The Lincoln park commissioners are not "corporate authorities," the Lincoln park act not having been adopted by popular vote. The levy for Lincoln park is therefore made by the supervisors of the north town and Lake View.
- RIDGE PARK**—A small park district in Rogers Park, organized under the law providing for local park districts by popular vote. The board of five commissioners levies for the district, its last levy being \$1 on the \$100.
- THE NORTH SHORE PARK DISTRICT**—Organized the same as Park Ridge. The last levy was 42 cents on the \$100.



*Established 1874 Incorporated 1894 'Phone, Central 664*

**Geo. E. Marshall & Co.**  
**S T A T I O N E R S**

*Geo. E. Marshall, President & Newton Lull, Vice-President*  
*J. Harry Jones, Secretary*

**G O O D**  
**Printing**

Account Books that  
open flat, Choice Cor-  
respondence Papers  
*(Imported and Domestic)*  
Japanese Copying  
Papers, Typewriter  
Papers and Supplies  
and **EVERYTHING**  
**USED** *in the OFFICE*

*One Forty-four and One Forty-  
Six Monroe Street & CHICAGO*

CIRCULATION OF THE CHICAGO DAILY NEWS FOR 1901.

Table with columns: DATE, Jan., Feb., March, April, May, June, July, Aug., Sept., Oct., Nov., Dec. Rows 1-31, Total, Av'g.

The omission of the circulation figures for December is due to going to press before the end of the month. The circulation for the entire year will be given in all subsequent editions of the Almanac.

Unsold copies are deducted in the totals.

TOTAL FOR THE YEAR 1901 (excluding December).....81,627,223 COPIES
DAILY AVERAGE FOR THE YEAR 1901 (excluding December).....287,419 COPIES

AVERAGE DAILY ISSUE OF THE CHICAGO DAILY NEWS FOR EACH MONTH FROM THE SECOND YEAR OF ITS PUBLICATION.

Table with columns: YEAR, Jan., Feb., Mar., April, May, June, July, Aug., Sept., Oct., Nov., Dec., Av'ge. Rows 1877-1901.

Suggestions for The Daily News Almanac for 1903. Purchasers of THE DAILY NEWS ALMANAC are invited to send suggestions for its improvement to the Editor of The Chicago Daily News Almanac, 123 Fifth-av., Chicago.

## INDEX—1902.

|   |          |   |          |
|---|----------|---|----------|
| Abyssinia .....                         | 121      | Baseball .....                          | 301      |
| Academy, French, Members of.....        | 132      | Basket Ball.....                        | 312      |
| Accidents, Deaths from.....             | 82       | Beet-Sugar Industry.....                | 37       |
| Accidents in 1901.....                  | 335      | Belgium .....                           | 115      |
| Accidents, Railroad.....                | 87       | Bequests to Schools in 1901.....        | 68       |
| Actors' Fund of America.....            | 422      | Bible, American Revised.....            | 156      |
| Afghanistan .....                       | 120      | Bicycle Records.....                    | 305      |
| Agriculture, Department of.....         | 166      | Bokhara .....                           | 120      |
| Agriculture, Statistics of.....         | 33, 44   | Bolivia .....                           | 122      |
| Alles, M. E., Sketch of.....            | 99       | Book, Smallest in World.....            | 65       |
| Aldermen, Board of.....                 | 382      | Books, Most Popular of 1901.....        | 218      |
| Allen, Frederick I., Sketch of.....     | 99       | Books, Rare, of the World.....          | 186      |
| Allied Third Party.....                 | 108      | Bosschleter Trial.....                  | 107      |
| Altitudes, United States.....           | 296      | Bottles, Drift of Floating.....         | 64       |
| America Cup Races.....                  | 302      | Boulevards and Parks, Chicago.....      | 408      |
| Anarchists, Crimes of.....              | 110, 111 | Bowling Championships.....              | 311      |
| Anarchy, Party Platforms on.....        | 108      | Brazil .....                            | 122      |
| Anglo-Boer War Chronology.....          | 111      | Brodie, Alexander O., Sketch of.....    | 99       |
| Anglo-Boer War, Progress of.....        | 217      | Brown, George N., Sketch of.....        | 99       |
| Animals, Domestic, Not on Farms.....    | 38       | Bucharest's Mixed Population.....       | 218      |
| Animals, Farm, Statistics of.....       | 41, 42   | Buckwheat Statistics.....               | 36, 40   |
| Antarctic Exploration.....              | 156      | Bulgaria .....                          | 115      |
| Appeals, U. S. Circuit Courts of.....   | 167      | Burnham, Henry E., Sketch of.....       | 99       |
| Apportionment, Illinois Senatorial..... | 372, 374 | Burton, Joseph Ralph, Sketch of.....    | 99       |
| Apportionment of Representatives.....   | 63       | Cabinet, United States.....             | 70, 73   |
| Appropriations by Congress.....         | 174      | Cable Rates from Chicago.....           | 412      |
| Arctic Exploration.....                 | 156      | Calendar for 1902.....                  | 5, 10    |
| Area by States and Territories.....     | 86       | Calendar, Ready Reference.....          | 11       |
| Area (Gross) of the United States.....  | 86       | Canada Cup Races.....                   | 303      |
| Argentina .....                         | 122      | Canada, Dominion of.....                | 114      |
| Armies of Great Powers.....             | 222      | Capitals of States.....                 | 138      |
| Army, Reorganization of.....            | 195      | Carmack, Edward W., Sketch of.....      | 99       |
| Army Retired List.....                  | 191      | Carnegie, Andrew, Gifts of.....         | 68       |
| Army, United States.....                | 187, 196 | Carnegie, Andrew, Great Gift by.....    | 366      |
| Art Institute.....                      | 406      | Cemeteries, Chicago.....                | 404      |
| Assassinations and Attempts.....        | 110      | Charity Organizations, Chicago.....     | 406      |
| Assessment of Corporations.....         | 422      | Chicago City Officials.....             | 382      |
| Associations, National.....             | 340      | Chicago, Debt of.....                   | 420      |
| Associations of Women.....              | 340      | Chicago Election Returns.....           | 285, 295 |
| Asylums, Chicago.....                   | 404      | Chicago Municipal Statistics.....       | 408      |
| Athletic Records.....                   | 309      | Chicago Population Statistics.....      | 414, 416 |
| Australia, Commonwealth of.....         | 114      | Chile .....                             | 122      |
| Austria-Hungary .....                   | 115      | China, Affairs in.....                  | 333      |
| Automobile Racing.....                  | 306      | China, Statistics.....                  | 120      |
| Automobiles in France.....              | 66       | Chinese in the United States.....       | 54       |
| Bailey, Joseph W., Sketch of.....       | 99       | Chinese Protocol.....                   | 333      |
| Bank Failures.....                      | 338      | Christian Endeavor Society.....         | 156      |
| Banks, British Postoffice.....          | 109      | Christian Population of the World.....  | 149      |
| Banks, Growth of Chicago.....           | 392      | Christian Young People's Union.....     | 155      |
| Banks, Location of Chicago.....         | 408      | Churches, Statistics of.....            | 150      |
| Banks, National Statistics.....         | 25       | Cincinnati, Society of the.....         | 123      |
| Banks, Savings, United States.....      | 29       | Circuit Courts, United States.....      | 167      |
| Banks, Savings, of World.....           | 30       | Circulation, Money in.....              | 161      |
| Baptist Denomination.....               | 154      | Cities, American, Finances of.....      | 30       |
| Baptist Young People's Union.....       | 154      | Cities, American, Growth of.....        | 50       |
| Barker-Keller Trial.....                | 107      | Cities, American, Rank of.....          | 51, 52   |
| Barley Statistics.....                  | 36, 40   | Cities of 5,000 or More Population..... | 59, 63   |

|  |            |  |          |
|--|------------|--|----------|
| Civil-Service Commission, United States    | 166        | Divorce Laws                             | 140      |
| Claims, United States Court of             | 167        | Drainage Canal, Chicago                  | 386      |
| Clapp, Moses E., Sketch of                 | 99         | Dubois, Frederick T., Sketch of          | 99       |
| Climate of the United States               | 296        | Easter Sunday Dates                      | 366      |
| Clubs and Clubhouses, Chicago              | 402        | Eastman Murder Trial                     | 107      |
| Coinage of Nations                         | 28         | Eclipses in 1902                         | 3        |
| Coinage of the World                       | 24         | Ecuador                                  | 122      |
| Coins, Foreign, Value of                   | 92         | Eddy, Mary Baker, Libel Case             | 107      |
| Coins, United States                       | 23         | Education, Board of                      | 396      |
| Colleges and Universities                  | 341        | Education, Statistics of                 | 134      |
| Colleges and Universities                  | 136, 137   | Edward VII., Accession of                | 186      |
| Colombia, Republic                         | 122        | Edward VII., Official Title of           | 196      |
| Colombia-Venezuela Controversy             | 218        | Edward VII., Sketch of                   | 99       |
| Colonial Wars, Society of                  | 123        | Egypt                                    | 121      |
| Color, Population by                       | 54         | Election Returns                         | 223, 295 |
| Committees, Political, Cook County         | 357        | Election, Second Judicial District       | 366      |
| Committees, Political, Illinois            | 355        | Elections in 1902 (Chicago and Illinois) | 360      |
| Committees, Political, National            | 211, 215   | Electoral College, The                   | 91       |
| Congregational Church                      | 152        | Electoral Vote                           | 73, 139  |
| Congressional Districts, Chicago, Map      | 375        | Electricity, Progress in                 | 95       |
| Congressional Districts, Illinois, Vote of | 376        | Ellis Glenn Trial                        | 107      |
| Cook County, Debt of                       | 420        | Episcopal Church                         | 153      |
| Congregational Triennial Council           | 152        | Episcopal Triennial Convention           | 153      |
| Congressional Districts, New               | 102, 107   | Equalization, State Board of             | 363      |
| Congress, Members of 57th                  | 171, 174   | Events, Domestic                         | 339      |
| Congress, Work of 56th                     | 112        | Events, Foreign                          | 339      |
| Consuls, United States                     | 176, 185   | Expenditures in American Cities          | 30       |
| Consumption, Per Capita                    | 27         | Expenditures of the Government           | 162      |
| Conventions, State                         | 108        | Exports                                  | 12, 18   |
| Cook County Judiciary                      | 381        | Failures in the United States            | 80       |
| Cook County Officials                      | 377        | Fame, Hall of                            | 72       |
| Cook County Political Committees           | 357        | Fares for Hacks and Cabs                 | 395      |
| Copper, World's Production of              | 87         | Farm Implements, Prices of               | 38       |
| Copyright Regulations                      | 75         | Field Columbian Museum                   | 406      |
| Corn Statistics                            | 34, 36, 39 | Fire Department                          | 385      |
| Costa Rica                                 | 121        | Fire Engines, Location of                | 390      |
| Cost of Living                             | 215        | Fire Losses in 1901                      | 366      |
| Cotton Statistics                          | 41, 42     | Fires                                    | 335      |
| County Buildings, Location of              | 381        | Fish and Game Laws                       | 93, 95   |
| Courts in Cook County                      | 381        | Fisheries, Mississippi                   | 215      |
| Cricket                                    | 312        | Floods                                   | 336      |
| Crime and Liquor in Cities                 | 79         | Football Record                          | 308      |
| Crops, Statistics of                       | 39, 41, 42 | Foreign Carrying Trade                   | 80       |
| Cuba                                       | 144, 146   | Foreign Wars, Military Order of          | 124      |
| Currency, Paper, Outstanding               | 28         | Forest Reservations                      | 133      |
| Czolgosz, Leon, Trial and Execution        | 109        | Fosburgh Murder Trial                    | 107      |
| Deaths, Causes of                          | 81         | Fountains in Chicago                     | 395      |
| Death Rate in Large Cities                 | 81         | France, Government of                    | 116      |
| Death Roll of 1901                         | 343        | Francis, Charles S., Sketch of           | 99       |
| Debt, Public, Analysis of                  | 161        | Franco-Turkish Dispute                   | 217      |
| Debt, Public, Statement of                 | 160        | Gamble, Robert J., Sketch of             | 99       |
| Debt, National, of World                   | 31         | Game and Fish Laws                       | 93, 95   |
| Defenbach-Unger Trial                      | 107        | Germany                                  | 116      |
| Democratic National Committee              | 212        | Gibson, Paris, Sketch of                 | 99       |
| Denmark, Government                        | 116        | Gifts to Schools in 1901                 | 68       |
| Diamonds, Celebrated                       | 98         | Glasgow Exposition                       | 338      |
| Dietrich, Charles H., Sketch of            | 99         | Gold, Coinage of World                   | 24       |
| Diplomatic Service                         | 175, 186   | Gold, Production of                      | 19, 21   |
| Distances to Insular Possessions           | 148        | Gold, Stock of in United States          | 22       |
| District Attorneys, United States          | 169        | Golf                                     | 310      |
| District Courts, United States             | 168        | Governments, Foreign                     | 113, 122 |

|   |          |  |        |
|---|----------|--|--------|
| Governors of States.....                | 138      | Lands, Public.....                       | 131    |
| Grain Inspection, Chicago.....          | 428      | Lard, Prices of.....                     | 426    |
| Grain Statistics, Chicago.....          | 424      | Lawn Tennis.....                         | 312    |
| Grand Army of the Republic.....         | 125      | Legations, Foreign, in United States...  | 185    |
| Great Britain.....                      | 113      | Legislation, Illinois.....               | 374    |
| "Greatest in the World".....            | 216      | Legislation, National.....               | 112    |
| Greece.....                             | 117      | Legislature, Illinois, Members of.....   | 364    |
| Guam.....                               | 148      | Legislature, State.....                  | 138    |
| Guatemala.....                          | 121      | Libraries in the United States.....      | 83, 85 |
| Haiti.....                              | 122      | Libraries of Chicago.....                | 393    |
| Hamilton-Day Murder Trial.....          | 107      | Library, Smallest in World.....          | 132    |
| Harlan, Richard D., Sketch of.....      | 99       | Life Insurance Payments.....             | 132    |
| Harris, George B., Sketch of.....       | 100      | Lightning, Loss of Life by.....          | 335    |
| Hawaii, Territory of.....               | 147      | Li Hung Chang, Death of.....             | 166    |
| Hay-Pauncefote Canal Treaty.....        | 331      | Liquor and Crime in Cities.....          | 79     |
| Hay Statistics.....                     | 37, 40   | Living, Cost of.....                     | 215    |
| Herron, George D., Trial.....           | 107      | Loree, L. F., Sketch of.....             | 100    |
| Hockey.....                             | 311      | Loyal Legion, Order of.....              | 125    |
| Holidays, Church.....                   | 3        | Lutheran General Synod.....              | 155    |
| Holidays, Legal.....                    | 90, 91   | Lynchings in 1901.....                   | 337    |
| Holland.....                            | 119      | Manufactures, Chicago.....               | 422    |
| Honduras.....                           | 122      | Manufactures, Illinois.....              | 422    |
| Horse Meat in Vienna.....               | 98       | Marshals, United States.....             | 170    |
| Hospitals, Chicago.....                 | 406      | Maryland, Race Questions in.....         | 108    |
| Hot Wave of 1901.....                   | 112      | Mayors of Chicago.....                   | 389    |
| Hunt, William H., Sketch of.....        | 100      | Mayors of Large Cities.....              | 216    |
| Illinois Civil List.....                | 361      | Men and Women, Proportion of.....        | 96     |
| Illinois Congressional Districts, Map.. | 102      | Message of the President.....            | 313    |
| Illinois Political Committees.....      | 355      | Methodist Church.....                    | 154    |
| Illinois Population Statistics.....     | 367      | Methodist Ecumenical Council.....        | 154    |
| Illinois, Presidential Vote of.....     | 376      | Methodist Hymns, Most Popular.....       | 156    |
| Illiteracy in the United States.....    | 57       | Metric System.....                       | 75     |
| Immigration.....                        | 64       | Mexico.....                              | 121    |
| Imports.....                            | 12, 18   | Military Department of Lakes.....        | 392    |
| India, Plague and Famine in.....        | 107      | Militia Age, Males of, in United States  | 58     |
| India, Population, etc.....             | 114      | Millard, Joseph H., Sketch of.....       | 100    |
| Indian Schools.....                     | 148      | Mining Accidents.....                    | 336    |
| Indians in the United States.....       | 54, 59   | Minton, Henry C., Sketch of.....         | 100    |
| Insular Case Decision.....              | 102      | Missions in China.....                   | 140    |
| Interest and Statute of Limitations.... | 92       | Missions, Incomes for Foreign.....       | 149    |
| Interest Table.....                     | 67       | Molneux Case.....                        | 107    |
| Interior Department.....                | 165      | Money, Circulation of, in United States. | 22     |
| Internal Revenue Statistics.....        | 219, 222 | Money of the World.....                  | 24     |
| Interstate-Commerce Commission.....     | 166      | Money Orders, Rates of.....              | 76     |
| Isthmian Canal Treaty.....              | 331      | Monroe Doctrine, The.....                | 85     |
| Italy.....                              | 117      | Monuments in Chicago.....                | 395    |
| Jacksonville (Fla.) Fire.....           | 82       | Moon's Phases.....                       | 4      |
| Japan.....                              | 120      | Morgan, J. Pierpont, Sketch of.....      | 100    |
| Japanese in the United States.....      | 54       | Morrison, Jessie, Trial.....             | 107    |
| Judiciary of Cook County.....           | 381      | Mortality Statistics, United States..    | 81, 82 |
| Judiciary of the United States.....     | 167      | Mountain, Highest in North America..     | 77     |
| Justice, Department of.....             | 166      | McKinley, William, Assassination of..    | 109    |
| Justices of the Peace.....              | 391      | National Christian Party Committee...    | 215    |
| Justices, Police.....                   | 391      | National Guard Fund.....                 | 332    |
| Kearns, Thomas, Sketch of.....          | 100      | National Guard, Illinois.....            | 360    |
| Kittredge, Alfred B., Sketch of.....    | 100      | Nativity, Population by.....             | 53     |
| Knox, Philander C., Sketch of.....      | 100      | Naval Militia of Illinois.....           | 422    |
| Kongo Free State.....                   | 121      | Naval Veterans, Association of.....      | 128    |
| Labor, Department of.....               | 166      | Navies of Great Powers.....              | 222    |
| Labor Organizations.....                | 97, 98   | Navies, Tonnage of Great.....            | 66     |
| Ladies of the Grand Army of Republic.   | 127      | Navy, Active List.....                   | 197    |

|  |          |  |          |
|--|----------|--|----------|
| Navy Department.....                   | 163      | Postmasters of Chicago.....              | 386      |
| Navy, New Classification.....          | 210      | Postmasters of Large Cities.....         | 216      |
| Navy, Retired List.....                | 201      | Postoffice Carrier Stations.....         | 400      |
| Navy, Ships of the.....                | 205      | Postoffice, Chicago.....                 | 400      |
| Navy, Strength of, in 1904.....        | 210      | Postoffice Department.....               | 165      |
| Navy, Vessels in Commission.....       | 203      | Potatoes, Statistics of.....             | 37, 40   |
| Negroes in the United States.....      | 54       | Powers, Great, Armed Strength of....     | 222      |
| Netherlands, The.....                  | 119      | Presbyterian Church.....                 | 154      |
| Newman, William H., Sketch of.....     | 100      | Presbyterian General Assembly.....       | 155      |
| New York City Election.....            | 284      | Presidents and Cabinets.....             | 70, 73   |
| Newspapers of America.....             | 129      | President's Message.....                 | 313      |
| Nicaragua Canal.....                   | 331      | Pugilism.....                            | 307      |
| Nicaragua, State.....                  | 122      | Printing Office, Government.....         | 166      |
| Norway.....                            | 117      | Prohibition National Committee.....      | 213      |
| Noted Men in Private Life.....         | 140      | Pulp Manufactures.....                   | 330      |
| Oats Statistics.....                   | 35, 39   | Racing Records.....                      | 297      |
| Obituary.....                          | 343      | Railroad Mileage, World's.....           | 87       |
| Ocean Waves, Height of.....            | 186      | Railroad Wrecks.....                     | 336      |
| Officials, Chicago City.....           | 382      | Railroads, Statistics of.....            | 87       |
| Officials, Cook County.....            | 377      | Railway Distances from Chicago.....      | 420      |
| Oleomargarine.....                     | 222      | Railways, Street.....                    | 222      |
| Olympian Games.....                    | 304      | Rebellion (War of) Records.....          | 32       |
| Pan-American Congress.....             | 342      | Receipts of the Government.....          | 162      |
| Pan-American Exposition.....           | 338      | Reciprocity Treaties.....                | 78       |
| Panic in Stock Market.....             | 44       | Reigns, Longest in England.....          | 73       |
| Paper Currency Outstanding.....        | 28       | Religion, Statistics of.....             | 149      |
| Paper and Pulp Manufactures.....       | 330      | Remsen, Ira, Sketch of.....              | 100      |
| Paraguay.....                          | 122      | Representatives, Apportionment of....    | 63       |
| Parks and Boulevards, Chicago.....     | 408      | Republican National Committee.....       | 211      |
| Patents, Applications for.....         | 96       | Revenue, Internal, Statistics.....       | 219, 222 |
| Patriotic Societies.....               | 123, 129 | Revenues of American Cities.....         | 30       |
| Patterson, Thomas M., Sketch of.....   | 100      | Revolution, Sons of American.....        | 123      |
| Pearsons, D. K., Gifts of.....         | 69       | Revolution, Sons of the.....             | 124      |
| Pension Statistics.....                | 157, 159 | Ricks, James B., Sketch of.....          | 100      |
| Pensions, Old Age.....                 | 91       | Riesco, Jerman, Sketch of.....           | 100      |
| People's Party National Committee....  | 214      | Rockefeller Institute.....               | 342      |
| Per Capita Statistics.....             | 26, 27   | Roman Catholic Church.....               | 151      |
| Persia.....                            | 121      | Roosevelt, Theodore, Sketch of.....      | 100      |
| Peru.....                              | 122      | Roque Championship.....                  | 307      |
| Petroleum, Production of.....          | 79       | Rostand, Edmond, Sketch of.....          | 101      |
| Philippine Islands.....                | 141, 144 | Roumania.....                            | 118      |
| Philippine Tariff Decision.....        | 354      | Rowing Races.....                        | 303      |
| Philippine War, Chronology.....        | 111      | Royalty, Cost of Maintaining.....        | 112      |
| Phillips' May Corn Deal.....           | 424      | Russia.....                              | 118      |
| Police Department.....                 | 385      | Russo-American Tariff Controversy....    | 217      |
| Police Headquarters and Stations.....  | 390      | Rye Statistics.....                      | 35, 39   |
| Political Events of 1901.....          | 108      | Salaries Cook County Officials.....      | 379      |
| Political Societies, Chicago.....      | 360      | Salaries of City Employes.....           | 387      |
| Polo Championship.....                 | 307      | Salaries, School Teachers'.....          | 399      |
| Popular Vote for President.....        | 65, 73   | Salt Manufactures.....                   | 332      |
| Population, Center and Median Point..  | 49       | Salvador.....                            | 122      |
| Population, Density of.....            | 48       | Sanger, William C., Sketch of.....       | 101      |
| Population, Statistics of.....         | 46, 63   | Sanitary District, Chicago.....          | 386      |
| Population Statistics of Illinois..... | 367      | Santiago de Cuba, Society of.....        | 129      |
| Pork and Lard Prices.....              | 426      | Santo Domingo.....                       | 122      |
| Porto Rican Campaign, Veterans of...   | 129      | Schley Inquiry.....                      | 354      |
| Porto Rico.....                        | 146      | School Age, Persons of, in United States | 56       |
| Porto Rico Case Decision.....          | 101      | Schools, Indian.....                     | 148      |
| Portugal.....                          | 118      | Schools of Chicago, Public.....          | 306      |
| Postage, Rates of.....                 | 76       | Schools, Professional.....               | 137      |
| Postal Statistics, United States.....  | 330      | Schools, Statistics of.....              | 134, 138 |

|   |          |  |            |
|---|----------|--|------------|
| Schwab, Charles M., Sketch of.....          | 101      | Trade, Chicago Board of.....               | 400        |
| Servia .....                                | 118      | Trains in Chicago, One Day's.....          | 408        |
| Sex, Population by.....                     | 53       | Trains, Speed of.....                      | 111        |
| Shipwrecks .....                            | 335      | Treasury Department.....                   | 163        |
| Shooting .....                              | 309      | Trials, Noted, of 1901.....                | 107        |
| Stam .....                                  | 121      | Trusts and Combinations.....               | 130        |
| Siberian Railway.....                       | 85       | Tunis .....                                | 121        |
| Silver, Coinage of World.....               | 24       | Turkey .....                               | 119        |
| Silver, Price of Bar.....                   | 19       | Tutulla .....                              | 148        |
| Silver, Production of.....                  | 19, 21   | Union Reform Party Committee.....          | 215        |
| Silver, Ratio to Gold.....                  | 20       | Unitarian Church.....                      | 153        |
| Silver Republican National Committee.....   | 214      | Union Veterans' Union.....                 | 127        |
| Silver, Stock of, in United States.....     | 22       | United Brethren in Christ.....             | 155        |
| Simmons, Fumfold M., Sketch of.....         | 101      | United States Government.....              | 163, 166   |
| Skat .....                                  | 312      | United States, Status of, in World.....    | 45         |
| Skating .....                               | 312      | United States Steel Corporation.....       | 130        |
| Socialist Parties.....                      | 108      | United States, Territorial Growth of... 31 |            |
| Socialist Party National Committee.....     | 214      | United States, Thirty Years' Progress.. 32 |            |
| South Carolina Exposition.....              | 338      | Universities and Colleges.....             | 341        |
| Spain .....                                 | 117      | Urban Population.....                      | 49         |
| Spanish-American War Chronology.....        | 111      | Uruguay .....                              | 122        |
| Spanish-American War, Order of.....         | 128      | Venezuela-Colombia Controversy.....        | 218        |
| Speakers of the House.....                  | 72       | Venezuela, Republic of.....                | 122        |
| Sporting Records.....                       | 297, 312 | Vessels in Foreign Carrying Trade.... 80   |            |
| Stanford University, Gift to.....           | 366      | Veterans, Sons of.....                     | 127        |
| State Department.....                       | 163      | Veterans, Sons of Confederate.....         | 128        |
| State Officers—See Election Returns.        |          | Veterans' Union, Union.....                | 127        |
| State Officials, Illinois.....              | 361      | Veterans, United Confederate.....          | 128        |
| States, Admission of.....                   | 139      | Viaduct, Largest in World.....             | 78         |
| States, Area, Population, etc.....          | 139      | Victoria, Queen, Death of.....             | 186        |
| States, Political Complexion of.....        | 196      | Vogue, Marquis de, Sketch of.....          | 101        |
| States, Settlement of.....                  | 139      | Vote, Electoral.....                       | 73         |
| Stations, Railroad, Chicago.....            | 402      | Vote, Popular.....                         | 65, 73     |
| Steamer Race.....                           | 312      | Voting Age, Males of, in United States 55  |            |
| Steamship Docks, Location of.....           | 392      | Voting, Qualifications for.....            | 88, 89     |
| Steamships, Great Ocean.....                | 66       | Wages of Farm Labor.....                   | 44         |
| Stock Exchange, Chicago.....                | 400      | War Department.....                        | 164        |
| Stocks, Panic in.....                       | 44       | War of 1812, Society of.....               | 124        |
| Stone, Ellen M., Abduction of.....          | 422      | War Revenue Law Amendments.....            | 95         |
| Storms and Floods.....                      | 336      | Ward Boundaries, Chicago.....              | 394, 395   |
| Street-Railway Employes.....                | 222      | Wars, Chronology of Recent.....            | 111        |
| Street-Railway Mileage.....                 | 222      | Wars, Cost of Modern.....                  | 91         |
| Strikes .....                               | 337      | Washington Memorial Institute.....         | 342        |
| Suburbs of Chicago.....                     | 418      | Water Works System, Chicago.....           | 410        |
| Suffrage, Qualifications for.....           | 88, 89   | Waves, Height of Ocean.....                | 186        |
| Sugar Crop of the World.....                | 43       | Weather, Chicago.....                      | 426        |
| Sugar, Per Capita Consumption.....          | 43       | Weather Forecasts and Signals.....         | 74         |
| Supreme Court, Illinois.....                | 361      | Weather, Hot Wave of 1901.....             | 112        |
| Supreme Court, Insular Decision of... 101   |          | Weber-Kanter-Loveless Case.....            | 107        |
| Surgeons, Military, of United States... 129 |          | Weights and Measures, United States.. 75   |            |
| Sweden .....                                | 119      | Weights, Healthy.....                      | 67         |
| Switzerland .....                           | 119      | Wheat Statistics.....                      | 33, 35, 39 |
| Taxation in Chicago.....                    | 423      | Whist .....                                | 340        |
| Taxes in American Cities.....               | 30       | Wilkin, Jacob W., Sketch of.....           | 101        |
| Teachers' Associations, Chicago.....        | 360      | Wine Production of the World.....          | 43         |
| Telegraph Rates from Chicago.....           | 412      | Women's Relief Corps.....                  | 127        |
| Territorial Growth of United States... 31   |          | Woods, Weight of.....                      | 86         |
| Theaters and Music Halls, Chicago.....      | 402      | Wool Imported into the United States.. 133 |            |
| Thermometers Compared.....                  | 74       | Wrestling .....                            | 307        |
| Time, Cycles of.....                        | 3        | Wyeth, John A., Sketch of.....             | 101        |
| Time, Difference in.....                    | 69       | Yachting .....                             | 302        |
| Tobacco Statistics.....                     | 41       | Yale Bicentennial.....                     | 342        |
| Tonnage of Vessels in Foreign Trade... 66   |          | Young Men's Christian Association... 155   |            |
| Torrance, Ell, Sketch of.....               | 101      | Zionist Movement.....                      | 156        |

## COMBINED INDEX

OF FIRST SEVENTEEN VOLUMES (1885 TO 1901 INCLUSIVE) OF THE CHICAGO DAILY NEWS ALMANAC.

NOTE—The figures following the year are the page numbers of that volume.

Back numbers of THE DAILY NEWS ALMANAC are available for every year since 1890 with the exception of the issue of 1897.

The first five issues—for the years 1885, 1886, 1887, 1888 and 1889, are bound in one volume, half morocco, library style. This volume is sold only to purchasers of complete sets of the almanac. A complete set embraces the library volume and a cloth-bound issue for each succeeding year. In figuring the price for a complete set, add \$1.50 for the library volume to the sum total for the issues of succeeding years at 50 cents each. Orders should be addressed to THE DAILY NEWS, 123 5th avenue, Chicago.

- Academies and High Schools—1900, 90.  
Academies, Pupils in—1899, 61; 1901, 142.  
Actors, Stage Names of—1889, 186.  
Acts of Congress, Important—1891, 77; 1892, 177; 1893, 70; 1894, 85.  
Adams, J. G. B., Sketch of—1894, 64.  
Adventists in the U. S.—1890, 162; 1891, 300.  
Africa, Partition of—1899, 100.  
African Explorations—1891, 318.  
Age, When a Man Is of—1889, 188.  
Age of Presidents at Inauguration—1886, 16.  
Agricultural Products, Price of—1898, 103.  
Agriculture, Department of—1901, 184, 308.  
Agriculture, Exports of Products—1890, 188; 1898, 104.  
Agriculture, Persons Engaged in—1898, 104.  
Agriculture, Statistics of—1895, 55; 1896, 54; 1897, 41; 1898, 97; 1899, 46; 1900, 49; 1901, 29.  
Agricultural Colleges—1890, 166.  
Aginaldo's Proclamations—1900, 225-229.  
Air, Danger of Foul—1889, 162.  
Alaska, Map of—1898, 256.  
Alaska Purchase, The—1901, 134.  
Alaskan Boundary Dispute—1896, 79; 1898, 257; 1900, 149.  
Alaskan Gold Fields—1898, 257.  
Alcohol in Beverages—1891, 102.  
Alexander, E., Sketch of—1894, 60.  
Alger, R. A., Sketch of—1898, 201.  
Allen Land Owning—1896, 81.  
Allen, C. H., Sketch of—1901, 249.  
Allen, H. N., Sketch of—1898, 206.  
Alloys, Principal—1892, 155.  
Altgeld, Gov., to Cleveland—1895, 82, 84.  
Alvey, R. H., Sketch of—1897, 158.  
America, Discovery of—1894, 199.  
America, Religion in—1889, 169; 1890, 161; 1891, 300.  
American-Canadian Commission—1899, 159.  
American Cities, Health of—1896, 65.  
American Death Roll—1899, 434.  
American Institutions, to Protect—1893, 185; 1894, 110.  
American Revolution, Sons of the—1891, 124; 1892, 127; 1893, 89; 1899, 181; 1900, 277; 1901, 152.  
American Wars, Severity of—1899, 183.  
Angell, J. B., Sketch of—1898, 204.  
Anglo-Boer War—1900, 239; 1901, 276, 279.  
Anti-Imperialist League—1900, 123; 1901, 104, 119.  
Anti-Trust Conference, 1900, 122.  
Anti-Trust Law—1891, 111; 1901, 121.  
Apostles, Fate of the—1888, 128.  
Apportionment, Congressional—1891, 152; 1892, 124; 1893, 119; 1894, 133; 1895, 168; 1896, 134; 1898, 173; 1899, 404; 1900, 376; 1901, 173.  
Arbitration Laws of States—1895, 90.  
Area, Increase of Our—1901, 132.  
Area of Foreign Countries—1896, 62; 1897, 62; 1898, 134; 1899, 94; 1900, 273; 1901, 180.  
Areas, Comparison of—1894, 216.  
Armenia and Turkey—1897, 130.  
Armies of the World—1896, 232.  
Army, Active List—1886, 22; 1887, 22; 1888, 23; 1889, 27; 1890, 26; 1891, 130; 1892, 134; 1893, 96; 1894, 114; 1895, 144; 1896, 112; 1897, 200; 1898, 147; 1899, 186; 1900, 166; 1901, 201.  
Army Departments—1900, 165.  
Army Officers in Volunteer Service—1899, 259; 1901, 207.  
Army Officers, Where Born—1899, 126.  
Army Posts, Garrisoned—1900, 172; 1901, 209.  
Army, Retired List—1886, 25; 1887, 24; 1888, 26; 1889, 30; 1890, 28; 1891, 132; 1892, 136; 1893, 98; 1894, 116; 1895, 116; 1897, 203; 1898, 149; 1900, 168; 1901, 204.  
Army, Strength of the—1897, 204; 1898, 151; 1899, 121; 1900, 173; 1901, 210.  
Army, the Volunteer—1899, 255; 1900, 110; 1901, 208.  
Assassinations, Noted—1897, 251.  
Assessments, Digest of—1894, 48; 1895, 147.  
Auditorium Building—1891, 350.  
Australian Federation—1892, 61.  
Baker, L., Sketch of—1894, 60; 1896, 89.  
Ballot Reform—1892, 51.  
Bank Capital by States—1893, 79.  
Bank Clearances—1894, 135; 1895, 226; 1896, 213; 1897, 196; 1898, 79; 1899, 440; 1900, 276; 1901, 252.  
Bank Notes, Life of—1899, 305.  
Banks of Chicago—1891, 346; 1892, 376; 1893, 404; 1894, 392; 1895, 418; 1896, 414; 1897, 444; 1899, 426; 1901, 410.  
Banks of Illinois—1891, 120; 1892, 201.  
Banks, National—1891, 69; 1893, 78; 1894, 332; 1896, 238; 1897, 238; 1898, 132; 1899, 304; 1901, 287.  
Banks, Savings—1894, 395; 1898, 280; 1901, 288, 309.  
Banks, State—1899, 233; 1900, 389.  
Baptist Southern Convention—1892, 123; 1893, 88; 1897, 190.  
Baptist Young People's Union—1897, 187.  
Baptists, The—1891, 302.  
Bard, T. R., Sketch of—1901, 246.  
Barker, Wharton, Sketch of—1899, 222; 1901, 243.  
Barley, Production of—1896, 54; 1897, 44; 1899, 48; 1900, 52; 1901, 33.  
Baseball, History of—1890, 165.  
Bates, J. C., Sketch of—1899, 229.  
Bayard, T. F., Sketch of—1894, 59.  
Beer, Consumption of—1892, 110; 1895, 67.  
Beer, Dealers in—1891, 75.  
Beer, Sales of—1891, 75; 1892, 111; 1893, 51; 1895, 68.  
Beer, World's Production of—1892, 110; 1894, 31.  
Bells, Great—1889, 178.  
Bentley, C. E., Sketch of—1897, 156.  
Bering Sea Dispute—1893, 65; 1894, 37.  
Beverages, Alcohol in—1891, 102.  
Beveridge, A. J., Sketch of—1900, 126.  
Bible, Statistics of the—1897, 13; 1894, 212.  
Bibles, The Seven—1889, 53.  
Bidwell, J., Sketch of—1893, 62.  
Bidwell, J., Letter of—1893, 166.



- Bimetallic League—1899, 154; 1900, 122.  
 Bimetallism, International—1898, 262.  
 Bimetallism and Wealth—1894, 101.  
 Birth Rate—1901, 137.  
 Births, Number of—1901, 137.  
 Bissell, W. S., Sketch of—1894, 58.  
 Blackburn, N. C. S., Sketch of—1901, 246.  
 Blanchard, N. C., Sketch of—1895, 105.  
 Blind, Schools for the—1892, 96.  
 Bliss, C. N., Sketch of—1898, 202.  
 Bluefields Incident, The—1895, 233.  
 Boer Sympathy, States on—1901, 91.  
 Boer War, The—1900, 239; 1901, 276, 279.  
 Bond Bill, The—1897, 111.  
 Bond Syndicate, The—1896, 191.  
 Bonded Debt of States—1893, 53.  
 Bovines and Equines—1888, 9.  
 Boxers, The—1901, 269.  
 Boxes, Capacity of—1889, 189.  
 Bradley, W. O., Sketch of—1896, 93.  
 Breckinridge, C. R., Sketch of—1895, 105.  
 Breckinridge, J. C., Sketch of—1899, 227.  
 Brewer, D. J., Sketch of—1897, 158.  
 Bridges, Longest—1898, 245.  
 British Navy, The—1896, 368.  
 Broadhead, J. O., Sketch of—1894, 60.  
 Brokers' Technicalities—1892, 75.  
 Brooke, J. R., Sketch of—1899, 227.  
 Brown, Arthur, Sketch of—1897, 160.  
 Bryan, C. P., Sketch of—1898, 206.  
 Bryan, W. J., Sketch of—1897, 154; 1901, 242.  
 Buck, A. E., Sketch of—1898, 205.  
 Buckner, S. J., Sketch of—1897, 157.  
 Buckwheat, Production of—1896, 54; 1897, 44; 1899, 48; 1900, 52; 1901, 34.  
 Bullards, Hints for—1887, 7.  
 Burrows, J. C., Sketch of—1896, 89.  
 Bushnell, A. S., Sketch of—1896, 93.  
 Butler, Marion, Sketch of—1896, 90; 1899, 223.  
 Butterworth, B., Sketch of—1898, 207.  
 Cabinets of the Presidents—1901, 170.  
 Cafery, D., Sketch of—1901, 246.  
 Camden, J. N., Sketch of—1894, 64.  
 Campbell, T. L., Sketch of—1901, 249.  
 Canada Retallation—1893, 68.  
 Canada, Trade with—1896, 86.  
 Canadian-American Commission—1899, 159.  
 Canals and Rivers, Length of—1900, 140.  
 Canals of the World—1900, 113.  
 Canals, Traffic Through—1899, 273; 1900, 119.  
 Cannon, F. J., Sketch of—1897, 160.  
 Canteen, The Army—1901, 160.  
 Capital, The National—1889, 181; 1890, 83.  
 Car, Capacity of a—1887, 17.  
 Carlisle, J. G., Sketch of—1894, 57.  
 Car Wheels—1887, 17.  
 Carr, Gen. E. A., Sketch of—1893, 63.  
 Carter, T. H., Sketch of—1896, 89.  
 Casualties of the War—1899, 120.  
 Catchings, Cleveland to—1895, 126.  
 Cathedrals, Great—1891, 334.  
 Cattle on Ranges—1892, 103; 1901, 40.  
 Census Bureau, The—1901, 308.  
 Census, The Quinquennial—1896, 194.  
 Census Supervisors—1900, 198.  
 Centers of Population—1892, 86.  
 Century, Beginning of the—1901, 184.  
 Cereal Crops, Acreage of—1890, 20; 1899, 45-54.  
 Cervera's Fleet Destroyed—1899, 117.  
 Cession, Mexican, Spanish—1901, 124.  
 Chaffee, A. R., Sketch of—1899, 228.  
 Chairmen County Committees—1892, 176; 1894, 157; 1895, 211; 1897, 260; 1899, 280; 1900, 262.  
 Chemicals, Common Names of—1885, 9.  
 Chicago, Area of—1891, 99; 1892, 386; 1895, 432; 1896, 422.  
 Chicago as a Railroad Center—1893, 396.  
 Chicago, Banks of—1891, 346; 1892, 376; 1893, 404; 1894, 392; 1895, 418; 1896, 414; 1899, 426; 1900, 410.  
 Chicago Bonded Debt—1890, 90; 1891, 206; 1892, 200; 1893, 196; 1894, 284; 1895, 258; 1896, 237; 1897, 304; 1898, 404; 1901, 436.  
 Chicago Citizens' Association—1898, 404.  
 Chicago Civic Federation—1898, 402.  
 Chicago, Civil List—1886, 47; 1887, 47; 1888, 51; 1889, 90; 1890, 84; 1891, 198; 1892, 191; 1893, 187; 1894, 169; 1895, 249; 1896, 241; 1897, 292; 1898, 58; 1899, 285; 1900, 244; 1901, 310.  
 Chicago Civil Service—1896, 214.  
 Chicago, Consuls in—1894, 386.  
 Chicago, Criminal Statistics—1893, 402; 1894, 390; 1895, 416; 1896, 402.  
 Chicago, Death Rate of—1895, 369; 1896, 418.  
 Chicago, Death Roll—1897, 408; 1899, 437; 1900, 406; 1901, 410.  
 Chicago Elevators—1891, 340.  
 Chicago Finances—1891, 358; 1893, 396; 1894, 394; 1895, 258; 1896, 237; 1899, 426; 1900, 432.  
 Chicago Grain Inspection—1891, 348; 1892, 372; 1893, 394; 1895, 243; 1896, 422; 1897, 456; 1898, 412; 1899, 476; 1900, 438.  
 Chicago Grain and Produce Statistics—1891, 348; 1892, 370; 1893, 392; 1894, 384; 1895, 430; 1896, 420; 1897, 454; 1898, 410; 1899, 470, 474; 1900, 436; 1901, 438, 440.  
 Chicago Growth of—1891, 342.  
 Chicago History, Bits of—1896, 416.  
 Chicago, Mayors of—1891, 342; 1892, 386; 1893, 406; 1895, 428; 1897, 398; 1898, 360; 1900, 434.  
 Chicago, Mortuary Statistics—1891, 342; 1892, 386; 1893, 406; 1896, 418; 1898, 372.  
 Chicago, Nationality of Voters—1889, 157; 1894, 318.  
 Chicago, Notable Buildings in—1891, 352; 1892, 378; 1893, 381; 1894, 376; 1895, 408; 1896, 414; 1897, 448; 1898, 398.  
 Chicago, Parks of—1891, 338.  
 Chicago, Police Statistics of—1891, 344; 1892, 374; 1893, 402; 1894, 390; 1895, 416; 1896, 402; 1897, 458; 1898, 406; 1899, 470; 1900, 430.  
 Chicago Political Committees—1897, 393; 1898, 356.  
 Chicago, Population of—1885, 13; 1889, 184; 1890, 181; 1891, 338; 1892, 386; 1893, 398; 1894, 386; 1895, 406; 1897, 446, 440; 1899, 464; 1900, 434; 1901, 436.  
 Chicago Produce Statistics—1899, 474; 1901, 438.  
 Chicago Registration—1901, 436.  
 Chicago Sanitary Trustees—1891, 334; 1892, 336; 1893, 394; 1894, 388; 1895, 424; 1896, 382; 1897, 411; 1898, 396.  
 Chicago, Valuation of—1893, 406; 1894, 388; 1895, 422; 1896, 406; 1900, 438.  
 Chicago, Vote for Aldermen—1885, 43; 1886, 75; 1887, 109; 1888, 116; 1889, 155; 1890, 156; 1891, 297; 1892, 328; 1893, 349; 1894, 324; 1895, 360; 1896, 386; 1897, 392; 1898, 349; 1900, 383; 1901, 394.  
 Chicago, Vote for Mayor—1885, 43; 1886, 75; 1888, 112; 1889, 156; 1890, 150; 1891, 297; 1892, 313; 1894, 319, 326; 1896, 375; 1898, 349; 1899, 422; 1900, 377.  
 Chicago, Vote for President—1889, 151; 1893, 338; 1897, 384.  
 Chicago, Vote for Sanitary Trustees—1901, 395.  
 Chicago, Vote for State Officers—1889, 152; 1890, 152; 1891, 269; 1895, 350; 1897, 391; 1901, 391.  
 Chicago, Vote for Town Officers—1888, 155; 1889, 155; 1891, 295; 1892, 321; 1893, 348; 1894, 328; 1895, 359; 1896, 384; 1898, 350; 1899, 422; 1900, 384.  
 Chicago Voters' League—1898, 404.  
 Chicago Weather—1900, 436; 1901, 438.  
 Children of School Age—1893, 37; 1894, 217.  
 Chilean Difficulty—1893, 66.  
 Chilean War, The—1892, 59.  
 China, Japan and Korea—1895, 235; 1896, 76.  
 China, Missions in—1901, 275.

- China, Partition of—1899, 97.  
 China, War in—1901, 271, 291.  
 Chinese Registration—1894, 201; 1895, 368.  
 Chinese Treaty, The—1895, 368.  
 Choate, J. H., Sketch of—1900, 124.  
 Cholera, Asiatic—1886, 79.  
 Cholera, How to Escape the—1893, 108.  
 Cholera Mixture—1888, 128.  
 Christian Endeavor Society—1897, 185.  
 Christian Population—1901, 145.  
 Christian Union—1897, 188.  
 Christian Union Church—1891, 302.  
 Christianity, Growth of—1896, 103.  
 Church Days—1885, 5; 1886, 6; 1887, 6; 1888, 7; 1889, 7; 1890, 3; 1891, 3; 1892, 3; 1893, 3; 1894, 3; 1895, 3; 1896, 3; 1897, 3; 1898, 3; 1899, 3; 1900, 3; 1901, 3.  
 Churches, Capacity of—1893, 114.  
 Churches, Growth of—1896, 101; 1897, 180; 1899, 187.  
 Cigars and Cigarettes—1892, 113; 1896, 210; 1899, 299.  
 Cincinnati, Society of the—1888, 21; 1889, 21; 1890, 21; 1891, 123; 1892, 127; 1893, 89; 1894, 107; 1896, 104; 1897, 192; 1898, 135; 1899, 181; 1900, 277; 1901, 152.  
 Cisterns, Capacity of—1889, 189.  
 Cities, Altitude of—1892, 331.  
 Cities, Area of—1891, 99.  
 Cities, Fictitious Names of—1896, 50.  
 Cities, Fire Apparatus in—1891, 101.  
 Cities, Growth of—1900, 266.  
 Cities, Largest in United States—1889, 183; 1894, 37.  
 Cities, Largest in the World—1888, 2.  
 Cities, Manufactures in—1894, 32; 1895, 52.  
 Cities, Population of Great—1894, 37; 1895, 127.  
 Cities, Popular Names of—1889, 180; 1891, 118; 1896, 50.  
 Cities, Social Statistics of—1891, 99.  
 Citizen, How to Become a—1896, 225.  
 Civil List, United States—1897, 297; 1898, 143; 1899, 237; 1900, 161; 1901, 181.  
 Claims, United States Court of—1899, 172; 1900, 193; 1901, 185.  
 Clark, E. C., Sketch of—1899, 224.  
 Clark, Senator, Case of—1901, 122.  
 Clark, W. A., Sketch of—1900, 127.  
 Clarkson, T. S., Sketch of—1897, 162.  
 Clay, A. S., Sketch of—1897, 161; 1898, 207.  
 Clayton, Powell, Sketch of—1898, 204.  
 Cleveland, Grover, Sketch of—1893, 61.  
 Cleveland, Grover, Letters of—1893, 163; 1895, 83-84.  
 Cleveland, Messages of—1895, 109.  
 Climatology of the U. S.—1890, 51; 1891, 103; 1892, 116; 1893, 81; 1894, 168; 1895, 248; 1896, 108; 1897, 57; 1898, 131; 1899, 236; 1900, 49.  
 Coal Mining—1899, 90.  
 Coal, Prices for—1899, 90.  
 Coal, Products of—1888, 10; 1892, 102; 1893, 59; 1895, 245; 1898, 396; 1899, 89; 1900, 48.  
 Coal Miners, Strike of—1898, 242.  
 Coeducational Colleges—1899, 63; 1900, 93.  
 Coffee, Consumption of—1898, 51; 1900, 49.  
 Coffee Trade—1900, 75.  
 Coghlan, J. B., Sketch of—1899, 244.  
 Coinage—1893, 378; 1894, 335; 1897, 76; 1901, 45.  
 Coinage, History of Our—1892, 27.  
 Coinage Laws—1897, 65.  
 Coinage of Nations—1894, 180; 1899, 82; 1900, 85; 1901, 46.  
 Coinage, State Platforms on—1897, 82.  
 Coinage, The World's—1899, 78; 1900, 81.  
 Coin Equivalents—1896, 55.  
 Coins, About—1887, 9.  
 Coins, United States—1893, 76; 1896, 184; 1897, 80; 1899, 81; 1900, 84; 1901, 47.  
 Coins, Value of Foreign—1890, 22; 1891, 76; 1892, 106; 1894, 125; 1895, 107; 1896, 373; 1897, 171; 1898, 107; 1899, 83; 1900, 86; 1901, 239.  
 Collectors, Internal Revenue—1900, 197.  
 College Benefactions—1898, 87.  
 College Buildings—1897, 87.  
 College Libraries—1897, 87; 1899, 65.  
 Colleges, Agricultural—1890, 166.  
 Colleges for Men—1899, 63.  
 Colleges for Women—1899, 62.  
 Colleges, Incomes of—1899, 64.  
 Colleges of the U. S.—1896, 202.  
 Colleges, Statistics of—1896, 202; 1897, 49; 1900, 91; 1901, 143.  
 Colleges, Students in—1898, 3.  
 Colonial Policy, State Conventions on—1901, 64.  
 Colonial Systems of the World—1900, 146.  
 Colonial Wars, Society of—1899, 183; 1900, 279; 1901, 152.  
 Colonies and Protectorates, American—1900, 141; 1901, 251.  
 Colonies of European Nations—1899, 138.  
 Color and Population—1893, 32.  
 Colored and White Population—1892, 93.  
 Commerce of the Lakes—1901, 169.  
 Commerce, Trade and Manufactures—1891, 324; 1892, 356; 1893, 371; 1894, 360; 1895, 395; 1896, 369; 1897, 436; 1899, 86; 1900, 62; 1901, 48.  
 Commercial Navies—1897, 248.  
 Committee, The National Silver—1892, 34; 1896, 190; 1897, 256.  
 Committees, National—1891, 186; 1892, 173; 1893, 171; 1895, 207; 1896, 148; 1897, 253; 1898, 67; 1901, 162-163.  
 Committees, Political, Cook County—1891, 297; 1892, 330; 1893, 351; 1895, 361; 1896, 392; 1897, 393; 1898, 355.  
 Committees, Single-Tax League—1891, 184.  
 Committees, State—1892, 175; 1894, 159.  
 Commonweal Armies—1895, 94.  
 Communicants in Churches—1899, 187.  
 Compass, Watch as a—1892, 51.  
 Conference, The Monetary—1894, 67.  
 Conference, The Pan-American—1891, 114.  
 Congregational Church Officials—1899, 191; 1900, 159; 1901, 150.  
 Congress, Contested Seats in—1901, 122.  
 Congress, Parties in—1895, 157.  
 Congress, United States—1885, 26; 1886, 34; 1887, 34; 1888, 37; 1889, 41; 1890, 39-42; 1891, 142; 1892, 146; 1893, 109; 1894, 127; 1895, 162; 1896, 219; 1897, 219; 1898, 167; 1899, 264-270; 1900, 187-192; 1901, 225-231.  
 Congressional Apportionment—1891, 152; 1892, 124; 1893, 119; 1894, 133; 1895, 168; 1898, 73; 1901, 173.  
 Confederate Pensions—1898, 117.  
 Confederate Veterans—1901, 156.  
 Conjugal Statistics—1895, 72.  
 Constitution of United States—1889, 170.  
 Consuls, United States—1899, 161; 1900, 202; 1901, 190.  
 Convicts and Convict Labor—1898, 93.  
 Convicts in Penitentiaries—1892, 98; 1898, 96.  
 Cook County, Assessment in—1891, 206; 1892, 20; 1893, 196; 1894, 380; 1895, 420; 1896, 410.  
 Cook County, Civil List—1888, 51; 1889, 90; 1890, 84; 1891, 199; 1892, 191; 1893, 187; 1894, 369; 1895, 249; 1896, 241; 1897, 292; 1898, 58; 1899, 286; 1900, 245; 1901, 311.  
 Cook County, Bonded Debt of—1890, 90; 1891, 205; 1892, 199; 1893, 195; 1894, 380; 1895, 258; 1896, 237; 1897, 304; 1898, 404; 1899, 426; 1900, 432; 1901, 436.  
 Cook County, Political Committees—1890, 153; 1891, 293; 1892, 350; 1894, 330; 1895, 361; 1896, 392; 1897, 393; 1898, 355; 1899, 423; 1900, 386; 1901, 397.  
 Cook County, Real and Personal Property—1890, 153; 1893, 196; 1894, 380.  
 Cook County, Vote—1901, 333, 391-392.  
 Cook County, Vote on Commissioners—1888, 115; 1889, 155; 1890, 156; 1891, 296; 1892, 328; 1893, 348; 1894, 325; 1896, 368; 1897, 392.

- Cook County, Vote for President—1889, 103; 1893, 338; 1897, 384.
- Cook County, Vote for State and County Officers—1889, 152; 1890, 153; 1891, 288; 1892, 322; 1893, 342; 1895, 350; 1897, 391; 1898, 349.
- Cookery, Scientific—1887, 10.
- Coppinger, J. J., Sketch of—1899, 277.
- Copper, Production of—1892, 329; 1900, 200; 1901, 172.
- Copyright Laws—1896, 225.
- Copying Pad—1889, 188.
- Corbett, W. H., Sketch of—1898, 209.
- Corn, Disposition of—1898, 99.
- Corn for Fuel—1898, 101.
- Corn, Price of for Twenty-Eight Years—1891, 348; 1892, 370; 1898, 410.
- Corn, Production of—1896, 54; 1897, 43; 1900, 272; 1901, 30-31.
- Corn, To Measure—1883, 11.
- Corn, Wheat and Oats—1891, 303; 1899, 47.
- Cortelyou, G. B., Sketch of—1901, 249.
- Cost of Schools—1898, 83; 1899, 68-59.
- Cotton Crop and Prices—1898, 106; 1899, 49-55.
- Cotton, Production of—1896, 54; 1897, 45; 1900, 53; 1901, 39.
- Cotton Spinners' Strike—1895, 89.
- Cotton States Exposition—1896, 97.
- Coudert, F. L., Sketch of—1897, 159.
- Countries Compared—1894, 216.
- Country, Size of Our—1888, 17.
- Country, The Indian—1889, 186.
- County Officers, Illinois—1894, 171; 1899, 289; 1900, 249.
- Court of Appeals, United States—1899, 172; 1900, 193; 1901, 185.
- Court of Claims, United States—1886, 40; 1887, 40; 1888, 42; 1889, 46; 1890, 44; 1891, 153; 1892, 158; 1893, 120; 1894, 134; 1895, 155; 1896, 125; 1897, 215; 1898, 163; 1901, 185.
- Court, United States Supreme—1886, 39; 1887, 39; 1888, 42; 1889, 46; 1890, 44; 1891, 153; 1892, 153; 1893, 119; 1894, 133; 1895, 155; 1896, 125; 1897, 215; 1898, 163; 1901, 185.
- Courts, United States Circuit—1886, 39; 1887, 39; 1888, 42; 1889, 46; 1890, 44; 1891, 153; 1892, 153; 1893, 119; 1894, 133; 1895, 155; 1896, 125; 1897, 215; 1898, 163; 1899, 172; 1901, 185.
- Coxeyism—1895, 94.
- Craighill, W. P., Sketch of—1896, 88.
- Cranfill, J. B., Sketch of—1893, 61.
- Cranston, E., Sketch of—1897, 162.
- Creed Revision—1892, 45.
- Crete, Greece and Turkey—1898, 249.
- Cronin Case Chronology—1890, 173.
- Crop Reports, United States—1891, 303; 1896, 54; 1897, 43, 225; 1898, 368.
- Cuba, Agricultural Products of—1899, 124.
- Cuba, Cities of—1899, 125.
- Cuba, Climate of—1899, 123.
- Cuba, Constitution of—1896, 96; 1901, 254.
- Cuba, Constitutional Convention—1901, 254.
- Cuba, Island of—1899, 122; 1900, 141.
- Cuba, Map of—1899, 122.
- Cuba, Mineral Wealth of—1899, 124.
- Cuba, Postal Frauds In—1901, 253.
- Cuba, Revolt in—1896, 93; 1897, 135; 1898, 275; 1899, 103.
- Cuba, Trade of—1899, 126; 1900, 145; 1901, 263.
- Cuban Affairs, Platforms on—1897, 107.
- Cuban Resolutions in Congress—1899, 106.
- Culberson, C. A., Sketch of—1900, 128.
- Currency, Fractional—1897, 178.
- Currency Reform—1901, 127.
- Currency, Value in Gold—1899, 254.
- Curtis, W. E., Sketch of—1894, 62.
- Customs Officers, United States—1900, 197-198.
- Czar, Peace Declaration of—1899, 102.
- Dakota, Facts About—1889, 180.
- Daily News, Visit to The—1885, 59; 1886, 90.
- Dairy Products on Farms—1895, 57.
- Day Line, The—1888, 13.
- Day, To Find the—1891, 141.
- Day, W. R., Sketch of—1899, 221.
- Day, When It Begins—1894, 204.
- Days, Unlucky—1888, 10.
- Deaf-Mute Schools—1892, 96.
- Death Roll—1899, 434; 1900, 396; 1901, 405.
- Deboe, W. J., Sketch of—1898, 208.
- Debs, E. V., Sketch of—1901, 245.
- Debt, The National—1887, 34; 1888, 36; 1889, 19; 1890, 90; 1891, 205; 1892, 199; 1893, 195; 1895, 258; 1896, 237; 1897, 303; 1898, 56; 1899, 306-307; 1900, 284; 1901, 179.
- Debt, Principal of the—1889, 186; 1890, 180; 1891, 185; 1892, 145; 1893, 25; 1894, 83; 1895, 161; 1896, 236; 1897, 302; 1898, 57; 1900, 285; 1901, 178.
- Debt and Wealth of Nations—1894, 101; 1898, 142; 1900, 153.
- Debts of States per Capita—1892, 97; 1893, 53.
- Deep-Sea Depths—1895, 155.
- Deep Waterways—1898, 236.
- Defalcations in 1893—1894, 374.
- De Lome Letter, The—1899, 109.
- Democracy, Social—1899, 154.
- Depew, C. M., Sketch of—1900, 128.
- Dewey, George—1899, 222, 319.
- Dewey's Victory—1899, 115.
- Digestion, Time Required for—1886, 83.
- Dillingham, W. P., Sketch of—1901, 246.
- Diplomatic and Consular Service—1886, 41; 1887, 41; 1888, 43; 1889, 47; 1890, 46; 1891, 154; 1892, 156; 1893, 124; 1894, 136; 1895, 173; 1896, 135; 1897, 231; 1898, 175; 1900, 201; 1901, 189.
- Disarmament of Europe—1899, 102.
- Discovery of America—1894, 199.
- Diseases, Contagious and Eruptive—1886, 82.
- Distance and Sight—1890, 181.
- Distilled Spirits, Materials Used in—1892, 112; 1900, 99; 1901, 236-237.
- District Attorneys, U. S.—1897, 217; 1899, 174; 1900, 195; 1901, 187.
- District Court Judges, U. S.—1890, 45; 1893, 120; 1897, 216; 1900, 194; 1901, 186.
- Divorce Laws—1893, 84.
- Dole, S. B., Sketch of—1901, 248.
- Dolliver, J. P., Sketch of—1901, 246.
- Dollar, Bullion Value of—1892, 200.
- Dollar, Silver in a—1894, 198.
- Domain, The Public—1900, 56.
- Donnelly, Ignatius, Sketch of—1899, 222; 1901, 244.
- Drake, F. M., Sketch of—1896, 92.
- Draper, W. F., Sketch of—1898, 204.
- Drunkenness and Crime—1888, 124.
- Dudley, J. B., Sketch of—1898, 206.
- Dun, E., Sketch of—1894, 60.
- Duties on Imports—1889, 23; 1890, 11; 1891, 141; 1895, 140; 1901, 12.
- Dyer, N. M., Sketch of—1899, 223.
- Earnings per Capita—1901, 136.
- Earth, Age of the—1889, 162.
- Earth, Population of—1901, 135.
- Eastern Question, The—1896, 249.
- Education, Higher—1898, 85.
- Education and Schools—1891, 65; 1893, 35; 1896, 202; 1897, 49.
- Education and War, Cost of—1895, 366.
- Education, Statistics of—1898, 81; 1899, 57; 1900, 87; 1901, 141.
- Educational Institutions—1896, 205; 1897, 49.
- Effect of Heat—1885, 12.
- Election of Senators, States on—1901, 91.
- Election, Nonpartisan—1888, 110; 1890, 149.
- Elections, States and Territories—1885, 29; 1886, 63; 1887, 73; 1888, 76; 1889, 95; 1890, 92; 149; 1891, 208; 1892, 313; 1893, 239; 1894, 219; 1895, 262; 1896, 252; 1898, 288; 1899, 313; 1901, 318.
- Electoral Vote of 1896—1899, 233.
- Electoral Vote of States—1892, 64; 1894, 388; 1896, 404; 1898, 127; 1900, 269.

- Elkins, S. B., Sketch of—1896, 91.  
 Ellis, S. H., Sketch of—1901, 245.  
 Engravings, To Transfer—1889, 162.  
 Epworth League—1897, 187.  
 Europe, Disarmament of—1899, 102.  
 Europe, Illiteracy in—1891, 67; 1899, 69.  
 Europe, Population of—1899, 71.  
 European Armies—1894, 125; 1899, 97.  
 European Colonial Possessions—1899, 138.  
 European Languages—1894, 180.  
 European Navies—1899, 98.  
 Eustis, J. B., Sketch of—1894, 59.  
 Evans, R. D., Sketch of—1899, 225.  
 Events, Domestic—1885, 7; 1886, 7; 1887, 121; 1888, 118; 1889, 163; 1890, 167; 1891, 304; 1892, 332; 1893, 352; 1894, 336; 1895, 370; 1896, 343; 1897, 399; 1898, 361; 1899, 427; 1900, 390; 1901, 400.  
 Events, Foreign—1887, 122; 1888, 121; 1889, 165; 1890, 168; 1891, 307; 1892, 337; 1893, 356; 1894, 338; 1895, 374; 1896, 347; 1897, 403; 1899, 430; 1900, 393; 1901, 403.  
 Events, Monetary—1897, 60; 1898, 364; 1899, 83.  
 Ewing, J. S., Sketch of—1894, 59.  
 Excise Laws—1896, 221.  
 Executive Department, The—1901, 181.  
 Exemptions, Digest of—1894, 53.  
 Expectation of Life—1896, 15.  
 Expenditures of the Government—1891, 72; 1892, 107; 1893, 77; 1894, 89; 1895, 243; 1896, 59; 1897, 252; 1898, 112; 1899, 88; 1900, 64; 1901, 51.  
 Expenditures per Capita—1897, 60.  
 Explorations, Northern—1892, 39.  
 Exports of Bullion—1894, 23; 1897, 41.  
 Exports of Merchandise—1892, 19-24; 1893, 13; 1895, 18; 1896, 18; 1897, 25; 1898, 24; 1899, 25; 1900, 25; 1901, 18.  
 Exports and Imports of Gold and Silver—1892, 105; 1894, 23; 1895, 25; 1896, 37; 1897, 41; 1898, 42; 1899, 43-45; 1900, 44, 46-47.  
 Exports Under Reciprocity—1892, 130.  
 Exports of Mineral Oils—1899, 153.  
 Exports of Wheat—1891, 59.  
 Facts Briefly Stated—1888, 127.  
 Failures—1894, 334; 1895, 365; 1897, 62; 1898, 119; 1899, 84; 1900, 61; 1901, 52.  
 Fairbanks, C. W., Sketch of—1898, 208.  
 Families, Persons in—1893, 135.  
 Farm Animals in United States—1890, 19; 1891, 119; 1896, 57; 1897, 47; 1898, 101; 1899, 52; 1900, 53-54; 1901, 39.  
 Farm Animals in the World—1889, 189.  
 Farm Crops—1896, 54; 1897, 44; 1898, 97.  
 Farm Homes—1894, 209.  
 Farm Mortgages—1890, 176; 1894, 207; 1895, 62.  
 Farm Prices of Cereals—1899, 51.  
 Farm Products, Duties on—1896, 38.  
 Farmers' Leagues—1891, 118; 1892, 190.  
 Farmers' Movements—1892, 186.  
 Farmers' Mutual Benefit Associations—1891, 117; 1892, 189; 1893, 285; 1894, 181; 1895, 224.  
 Farmers' National Congress—1899, 186.  
 Farmers' Organizations—1891, 116; 1893, 235; 1894, 181; 1895, 224; 1896, 230; 1897, 178; 1898, 140.  
 Farms, Acres in—1895, 55.  
 Farms, Live Stock on—1895, 57.  
 Farms, Products of—1895, 56.  
 Farms in the United States—1894, 210.  
 Farms, Value of—1895, 55.  
 Fastest Ocean Passages—1894, 106.  
 Fermented Liquors—1900, 98.  
 Fictitious Names of Cities—1896, 50.  
 Field, J., Sketch of—1893, 62.  
 Figures, Curiosities of—1890, 188.  
 Finances, State and Municipal—1897, 147.  
 Finances, State Platforms on—1897, 82; 1898, 187; 1899, 133; 1901, 53.  
 Financial Statistics, U. S.—1899, 86; 1900, 62; 1901, 48.  
 Fish and Game Laws—1896, 211.  
 Fisheries Dispute, The—1892, 44; 1893, 65; 1894, 37.  
 Flags, Special United States—1898, 255.  
 Food Consumed—1901, 136.  
 Foraker, J. B., Sketch of—1897, 160.  
 Foreign Carrying Trade—1889, 22; 1890, 18; 1891, 63; 1892, 56; 1893, 130; 1894, 41; 1895, 74; 1896, 61; 1897, 167; 1898, 241; 1900, 119.  
 Foreign Countries, Area of—1896, 62; 1897, 134; 1898, 134; 1899, 94; 1900, 273.  
 Foreign Countries, Population of—1896, 62; 1897, 134; 1898, 134; 1899, 94; 1900, 273; 1901, 180.  
 Foreign Coins, Value of—See Coins, Foreign.  
 Foreign Legations in United States—1886, 45; 1887, 45; 1888, 47; 1889, 51; 1890, 50; 1891, 159; 1892, 68; 1893, 129; 1894, 141; 1895, 178; 1896, 141; 1897, 273; 1898, 185; 1900, 211; 1901, 199.  
 Foreign Measures—1896, 43.  
 Foreign Nations, Rulers, etc.—1886, 86; 1890, 20; 1898, 134; 1899, 94; 1900, 273.  
 Foreign Policy, State Conventions on—1899, 204.  
 Foreign Trade, Balance of—1899, 232.  
 Foreign Wars, Society of—1897, 193; 1899, 182; 1900, 278; 1901, 153.  
 Foreign Wood Supply—1891, 166; 1895, 223.  
 Forest Reservations—1894, 206; 1899, 234; 1901, 133, 307.  
 Forests in the United States—1889, 23; 1894, 206.  
 Foster, A. G., Sketch of—1900, 128.  
 Foster, M. J., Sketch of—1901, 247.  
 France and Siam—1894, 63.  
 Freight Rates—1891, 302.  
 French, W. R., Sketch of—1898, 206.  
 Friends—1890, 163; 1891, 302.  
 Funston, F., Sketch of—1900, 129.  
 Gadsden Purchase, The—1901, 134.  
 Gage, L. J., Sketch of—1898, 201.  
 Game and Fish Laws—1896, 211.  
 Garrisoned Army Posts—1901, 209.  
 Gary, J. A., Sketch of—1893, 202.  
 Gear, John H., Sketch of—1895, 105.  
 Gilman, D. C., Sketch of—1897, 159.  
 Globe, The Unexplored—1896, 75.  
 Gobin, J. P. S., Sketch of—1898, 210.  
 Gold-Coinage Laws—1897, 65.  
 Gold Coinage, Our—1892, 27; 1897, 76.  
 Gold Coin in United States—1893, 76; 1897, 74; 1900, 80.  
 Gold Committees—1896, 190.  
 Gold, Distribution of—1891, 72; 1892, 103.  
 Gold, Exports of—1894, 23; 1895, 25; 1896, 37; 1897, 74; 1898, 42; 1899, 43-45; 1900, 44-47; 1901, 26.  
 Gold, Imports of—1895, 25; 1896, 37; 1897, 74; 1899, 43-45; 1900, 44-47; 1901, 26.  
 Gold in Circulation—1893, 75; 1897, 74; 1898, 49; 1899, 78.  
 Gold Nuggets—1896, 342; 1898, 42.  
 Gold, Party Utterances on—1896, 189.  
 Gold, Price of—1894, 193; 1895, 239.  
 Gold, Production of—1891, 73; 1892, 104; 1893, 74; 1896, 183; 1897, 71; 1899, 76; 1900, 79; 1901, 43.  
 Gold, Production by States—1899, 235.  
 Gold and Silver—1894, 198; 1896, 188; 1898, 45; 1899, 75; 1900, 77; 1901, 41.  
 Gold Standard Law—1901, 127.  
 Gold, Ratio to Silver—1894, 199; 1895, 239; 1896, 188; 1897, 73; 1898, 46; 1899, 75; 1901, 42.  
 Gold Value of Currency—1899, 254; 1900, 150; 1901, 43.  
 Gold, World Production of—1899, 74; 1900, 77; 1901, 41.  
 Governors of the States—1891, 126; 1892, 64; 1893, 119; 1895, 128; 1896, 66; 1897, 280; 1898, 126; 1899, 176; 1900, 268; 1901, 176.  
 God in Forty-Eight Languages—1888, 128.  
 Gothenburg System, The—1895, 103.

- Governments, Foreign—1899, 94; 1900, 273; 1901, 180.
- Governments, State—1893, 122; 1894, 56; 1895, 128; 1898, 126; 1899, 176; 1900, 268; 1901, 177.
- Governments, Territorial—1893, 122; 1895, 128; 1896, 66; 1898, 126.
- Graham, W. M., Sketch of—1899, 227.
- Grain Measure—1891, 125.
- Grand Army, The—1889, 21; 1890, 21; 1891, 123; 1892, 128; 1893, 90; 1894, 109; 1895, 138; 1896, 106; 1897, 194; 1898, 138; 1899, 184; 1900, 280; 1901, 154.
- Grange, National—1891, 116; 1892, 189; 1893, 235; 1894, 181; 1895, 224; 1896, 230; 1897, 178; 1898, 140.
- Grange, State—1891, 116.
- Grants to Railroads—1898, 279.
- Gray, I. P., Sketch of—1894, 60.
- Great Britain, Arbitration with—1898, 260.
- Great Britain and Venezuela—1896, 86; 1897, 127; 1898, 253.
- Great Northern Strike—1895, 78.
- Greater New York—1895, 366.
- Greenhalge, P. T., Sketch of—1896, 92.
- Greece, Crete and Turkey—1898, 249.
- Gridley, C. V., Sketch of—1899, 223.
- Gresham, W. Q., Sketch of—1894, 57.
- Griggs, J. W., Sketch of—1896, 93; 1899, 221.
- Guam—1900, 144; 1901, 269.
- Guam, Capture of—1899, 140.
- Guard, The National—1888, 29; 1889, 33.
- Hackett, F. W., Sketch of—1901, 249.
- Hamilton, J. W., Sketch of—1901, 250.
- Hamlin, C. S., Sketch of—1894, 62.
- Hand Grenades—1889, 180.
- Hanna, M. A., Sketch of—1898, 209.
- Hardy, A. S., Sketch of—1898, 205; 1900, 125.
- Harmon, J., Sketch of—1896, 87.
- Harriman, Job., Sketch of—1901, 245.
- Harris, A. C., Sketch of—1900, 125.
- Harris, W. A., Sketch of—1898, 208.
- Harrison, Benjamin, Letter of—1893, 156.
- Harrison, Benjamin, Sketch of—1893, 60.
- Hart, C. B., Sketch of—1898, 206.
- Harvests of the World—1890, 188.
- Hawaii—1900, 141; 1901, 257, 258.
- Hawaii Annexation of—1899, 145; 1901, 134.
- Hawaii, Climate of—1899, 142.
- Hawaii, Map of—1899, 143.
- Hawaii, Population of—1899, 150.
- Hawaii, Products of—1899, 144.
- Hawaii, Trade of—1899, 50; 1900, 145; 1901, 266.
- Hawaiian Question—1894, 71; 1895, 98; 1898, 265.
- Hawkins, H. S., Sketch of—1899, 228.
- Hay, John, Sketch of—1898, 203.
- Hay-Pauncefote Treaty—1901, 280.
- Hay, Production of—1896, 54; 1897, 44; 1900, 52; 1901, 35.
- Hay, Rules to Measure—1888, 11.
- Hayward, M. L., Sketch of—1900, 127.
- Health of American Cities—1896, 65.
- Heat, Excessive—1887, 16.
- Hebrew Race, The—1888, 128.
- Heitfeld, H., Sketch of—1898, 208.
- Hendersson, D. B., Sketch of—1900, 129.
- Hennepin Canal Law—1891, 113.
- Herbert, H. A., Sketch of—1894, 57.
- Higginson, F. J., Sketch of—1899, 225.
- High and Low License—1895, 69.
- Highest Points in U. S.—1900, 212.
- High Schools—1899, 61; 1900, 90.
- Hill, David J., Sketch of—1899, 221.
- History of Our Flag—1892, 92.
- Hitchcock, E. A., Sketch of—1898, 206.
- Hobart, G. A., Sketch of—1897, 153.
- Hobson, R. P., Sketch of—1899, 226.
- Hodgson, D. B., Sketch of—1899, 226.
- Holidays, Legal—1893, 88; 1896, 233; 1897, 174; 1898, 142; 1899, 462; 1900, 130; 1901, 288.
- Home Rule, Irish—1891, 332; 1894, 210.
- Homes and Farms—1894, 209.
- Homestead Laws—1900, 373.
- Hornblower, W. B., Sketch of—1894, 61.
- Horse, Draft of—1887, 14.
- Horses of the World—1887, 11.
- Horses on Farms—1898, 101; 1900, 53-55; 1901, 33.
- Horses, High-Priced—1891, 62.
- Howe, A. M., Sketch of—1901, 246.
- Hunter, W. G., Sketch of—1898, 245.
- Ice, Data and Navigation—1898, 238.
- Idea, Facts About—1889, 180.
- Ide, H. C., Sketch of—1901, 248.
- Illinois and Michigan Canal—1900, 428.
- Illinois Apportionment—1894, 177.
- Illinois Central Revenue—1900, 164.
- Illinois, Chairmen of County Committees—1886, 62; 1887, 62; 1888, 65; 1889, 82; 1890, 74; 1891, 188; 1892, 176; 1893, 175; 1895, 211; 1896, 152; 1897, 257; 1898, 74; 1899, 283; 1900, 265.
- Illinois Civil List—1895, 250; 1896, 242; 1897, 293; 1898, 59; 1899, 286; 1900, 245; 1901, 311.
- Illinois Coal Record—1891, 122; 1895, 240.
- Illinois County Officers—1900, 249.
- Illinois, Governors of—1885, 14.
- Illinois, Population of—1892, 56.
- Illinois, Railroads in—1891, 122.
- Illinois School Law—1891, 66.
- Illinois, State and County Civil List—1887, 70; 1888, 51; 1889, 90; 1890, 84-88; 1891, 199; 1892, 191; 1893, 187; 1894, 70; 1895, 251; 1897, 295; 1898, 62; 1900, 245.
- Illinois State Legislature—1885, 23; 1887, 69; 1888, 71; 1889, 82; 1890, 86; 1891, 201; 1892, 195; 1893, 191; 1895, 253; 1896, 246; 1897, 297; 1898, 64; 1901, 312.
- Illinois, Vote for Legislators—1887, 68; 1888, 70; 1889, 91; 1890, 86; 1891, 203; 1892, 197; 1893, 193; 1894, 173; 1895, 255; 1896, 246; 1897, 299; 1899, 293; 1900, 251.
- Illiteracy in the United States—1889, 188; 1897, 290; 1899, 68.
- Illiteracy in Europe—1891, 67; 1899, 69.
- Immigrants, Destination of—1897, 289; 1898, 80.
- Immigrants, Illiteracy of—1897, 290.
- Immigrants, Money Brought by—1897, 290.
- Immigrants, Occupation of—1897, 289.
- Immigration, Foreign—1887, 109; 1888, 70; 1889, 84; 1890, 187; 1891, 62, 104; 1892, 42; 1893, 49; 1894, 33; 1895, 140; 1897, 288; 1898, 113; 1899, 180; 1900, 279; 1901, 240.
- Imports and Duties—1895, 140; 1896, 12; 1898, 12.
- Imports of Gold and Silver—1899, 43-45; 1900, 44-47; 1901, 28.
- Imports of Merchandise—1889, 23; 1890, 11; 1891, 12; 1892, 12; 1893, 12; 1894, 11, 102; 1895, 12; 1896, 12; 1897, 12; 1898, 12; 1899, 43; 1900, 12, 46; 1901, 12-26.
- Imports Under Reciprocity—1892, 130.
- Inaugural—1894, 79; 1898, 211.
- Income-Tax Law—1895, 227.
- Increase of Population—1901, 135.
- Indian Population—1892, 93.
- Indian Reservations—1891, 68.
- Indian Schools—1891, 68; 1892, 58; 1893, 237; 1894, 215; 1897, 172; 1898, 128; 1899, 230; 1900, 282; 1901, 284.
- Indianapolis Convention—1898, 228.
- Industrial Growth—1897, 58.
- Industry, Returns of—1897, 179.
- "In God We Trust"—1894, 201.
- Inspection of Live Stock—1891, 121.
- Insurance, Fire, in Illinois—1891, 121.
- Insurance, Life, in Illinois—1891, 121.
- Interest, Rates of—1897, 296; 1898, 235; 1899, 56.
- Interior Department—1901, 183.
- Internal-Revenue Collectors—1900, 197.
- Internal-Revenue Receipts—1891, 108; 1892, 112; 1895, 369; 1896, 208; 1897, 291; 1898, 63; 1899, 297; 1900, 98.
- Internal-Revenue Taxes—1900, 96; 1901, 235.

- International Monetary Conference—1894, 67.  
 Iron Ore, Production of—1893, 121; 1900, 267.  
 Iron, Pig, Product of—1891, 90; 1895, 172.  
 Irrigation Conventions—1895, 259.  
 Irrigation of Arid Lands—1900, 281.  
 Irwin, J. N., Sketch of—1900, 125.  
 Italy, Difficulty with—1893, 59.  
 Jackson, H. E., Sketch of—1894, 61.  
 Japan, China and Korea—1895, 235; 1896, 76.  
 Japanese Treaty, The—1895, 231.  
 Jarvis, T. J., Sketch of—1895, 105.  
 Jews in America—1897, 162.  
 Jewish Movement to Palestine—1899, 308.  
 Johnson, Hale, Sketch of—1897, 155.  
 Johnson, W. M., Sketch of—1901, 249.  
 Judges, U. S. Courts—1899, 171-173; 1900, 194; 1901, 185-186.  
 Jury-Service Exemptions—1891, 297.  
 Justice, Department of—1901, 184.  
 Juvenile Reformatories—1892, 101.  
 Kean, John, Sketch of—1900, 127.  
 Keifer, J. W., Sketch of—1899, 223.  
 Kenney, R. R., Sketch of—1898, 207.  
 Kent, J. F., Sketch of—1899, 229.  
 Korea, Japan and China—1895, 235; 1896, 76.  
 Labor, Convict—1898, 93.  
 Labor Disturbances—1889, 164; 1895, 77.  
 Labor Laws—1895, 90.  
 Ladronez—1899, 139.  
 Lake Losses—1896, 245.  
 Lake Marine—1898, 65; 1901, 169.  
 Lakes, Equipment of—1892, 194.  
 Lakes, Size of—1885, 11.  
 Lamont, D. S., Sketch of—1894, 57.  
 Lamoreux, S. W., Sketch of—1894, 62.  
 Land-Grant Forfeitures—1891, 112.  
 Land Monopoly—1888, 125.  
 Land-Owning Aliens—1896, 81.  
 Land, Public—1891, 73; 1892, 55; 1898, 114; 1900, 57.  
 Land Restored to Public Domain—1889, 182.  
 Land Telegraphs—1900, 154.  
 Lands, Mineral—1900, 375.  
 Lands, Vacant Public—1894, 203; 1895, 368; 1897, 228; 1898, 114; 1899, 234.  
 Languages Spoken—1894, 180; 1896, 201; 1901, 137.  
 Lard, Price of—1891, 350; 1892, 372; 1893, 392; 1894, 382; 1895, 430.  
 Law, Legacy Tax—1901, 91.  
 Law Schools—1898, 90.  
 Lawton, H. W., Sketch of—1899, 228.  
 Lee, Fitzhugh, Sketch of—1899, 228.  
 Legal-Tender Notes—1898, 50.  
 Legislation, Important—1892, 117; 1893, 70; 1894, 85; 1896, 83; 1897, 109; 1898, 195.  
 Leishman, J. G., Sketch of—1898, 206.  
 Leonard, J. F. R., Sketch of—1901, 244.  
 Levering, Joshua—1897, 155.  
 Liberty Party Committee—1899, 275.  
 Libraries in Colleges—1898, 87; 1899, 65.  
 Lieber, G. N., Sketch of—1896, 88.  
 Life, Average of Human—1888, 48.  
 Life Insurance, Cost of—1896, 226.  
 Life-Saving Service—1887, 27; 1888, 29.  
 Limitations, Statute of—1897, 296; 1898, 235; 1899, 56.  
 Lindsay, W., Sketch of—1894, 63.  
 Liquor, The Gothenburg System—1895, 103.  
 Liquor Traffic, Cost of—1895, 70.  
 Liquors, Consumption of—1892, 109; 1895, 67; 1896, 207; 1898, 54; 1900, 154.  
 Liquors, Dealers in—1891, 75.  
 Liquors, Materials Used in—1892, 112; 1896, 211.  
 Liquors, Production of—1894, 31; 1898, 124; 1899, 298; 1901, 237.  
 Liquors, Sales of—1894, 31; 1898, 124.  
 Liquors, Tariff on—1893, 170.  
 Lives Lost in Rebellion—1886, 10.  
 Lochren, W., Sketch of—1894, 61.  
 Long, J. D., Sketch of—1898, 201.  
 Loomis, F. B., Sketch of—1898, 207.  
 Lord, W. P., Sketch of—1900, 125.  
 Lottery, Law Against—1891, 113.  
 Louisiana Purchase, The—1901, 132.  
 Lowndes, L., Sketch of—1896, 92.  
 Loyal Legion, The—1889, 21; 1890, 21; 1891, 123; 1892, 127; 1893, 89; 1894, 108; 1895, 138; 1896, 105; 1898, 137; 1899, 183; 1900, 279; 1901, 153.  
 Lutherans, The—1891, 302; 1897, 194.  
 Machines, Man-Power of—1887, 7.  
 MacVeagh, W., Sketch of—1895, 105.  
 Maginnis, M. J., Sketch of—1901, 247.  
 Maguire, M., Sketch of—1897, 157.  
 Maine, Destruction of the—1899, 110.  
 Maine Disaster, Message—1899, 312.  
 Malloney, J. F., Sketch of—1901, 244.  
 Mallory, S. R., Sketch of—1898, 207.  
 Man, Proper Weight of a—1890, 89.  
 Manila, Map of—1900, 218.  
 Manila, Victory at—1899, 115.  
 Mantle, Lee, Sketch of—1896, 90.  
 Manufactures of Cities—1895, 52.  
 Manufactures, Persons Engaged in—1898, 104.  
 Manufactures, Products of—1898, 104.  
 Manufactures, Trade and Commerce—1890, 183; 1891, 324; 1892, 356; 1893, 371; 1894, 360; 1896, 369; 1897, 436.  
 Marriage Laws—1893, 82; 1895, 395.  
 Marshals, United States—1897, 218; 1898, 166; 1899, 175; 1900, 196; 1901, 188.  
 Mariana Islands, Map—1899, 139.  
 Mason, W. E., Sketch of—1898, 208.  
 Martin, J., Sketch of—1894, 64.  
 Matchett, C. H., Sketch of—1897, 157.  
 Mayflower, Passengers on the—1888, 126.  
 McBride, G. W., Sketch of—1896, 91.  
 McCabe, Charles, Sketch of—1897, 161.  
 McCook, A. McD., Sketch of—1896, 106.  
 McCumber, J. P., Sketch of—1900, 128.  
 McEnery, S. D., Sketch of—1897, 161.  
 McKenna, J. B., Sketch of—1898, 202.  
 McKinley, W., Sketch of—1897, 153; 1901, 241.  
 McKinney, L. F., Sketch of—1894, 60.  
 McKenzie, J. A., Sketch of—1894, 59.  
 McLaurin, A. J., Sketch of—1896, 92; 1901, 247.  
 Measure, Grain—1891, 125.  
 Measurement of Time—1890, 188.  
 Measures, Foreign—1896, 43.  
 Measures and Weights—1892, 115; 1896, 52.  
 Measures, United States—1892, 40.  
 Meat-Inspection Law—1891, 111.  
 Medical Schools—1898, 90.  
 Meline, J. F., Sketch of—1894, 62.  
 Memphis Gold and Silver Platforms—1896, 181.  
 Mennonites—1890, 164.  
 Merchant Navies—1894, 206; 1896, 165, 341.  
 Merriam, H. C., Sketch of—1899, 227.  
 Merriam, W. R., Sketch of—1900, 126.  
 Merrimac, Message—1899, 319.  
 Merrimac, Sinking of the—1899, 116.  
 Merritt, W., Sketch of—1899, 226.  
 Merry, W. L., Sketch of—1898, 206.  
 Messages to Congress—1894, 81; 1897, 265; 1898, 214; 1899, 312-318; 1900, 286; 1901, 291.  
 Metals, Cost of Rare—1900, 186.  
 Metals, Melting Point of—1892, 126.  
 Metals, Specific Gravity of—1892, 126.  
 Metcalf, H. B., Sketch of—1901, 243.  
 Methodist Episcopal Bishops—1890, 162; 1891, 301; 1892, 123; 1893, 88; 1894, 206; 1896, 103; 1897, 189; 1898, 285; 1899, 191; 1901, 50.  
 Methodists—1890, 163; 1891, 203; 1896, 103; 1900, 159.  
 Metric Table—1888, 8; 1892, 40; 1896, 52; 1897, 48; 1898, 120; 1899, 92.  
 Meyer, G. L. von, Sketch of—1901, 248.  
 Michigan, Governors of—1885, 14.  
 Milk Cows on Farms—1898, 101; 1901, 39.  
 Miles, N. A., Sketch of—1896, 88; 1899, 226.  
 Miles of Different Nations—1890, 69.  
 Military Academy—1888, 26; 1894, 202.

- Military Societies of the United States**—1889, 21; 1890, 21; 1891, 123; 1892, 127; 1893, 89; 1894, 107; 1895, 137; 1896, 104; 1897, 192; 1898, 135; 1899, 181; 1900, 277.  
**Militia Age, Population of**—1893, 38.  
**Militia Force, The**—1895, 71; 1896, 50.  
**Mineral Products, United States**—1891, 91; 1898, 52; 1896, 48; 1897, 170; 1898, 118; 1900, 76.  
**Miners' Coal Strike**—1898, 242.  
**Mines, Casualties in**—1891, 122.  
**Minnesota, Governors of**—1885, 15.  
**Miscellaneous Churches**—1891, 302.  
**Missions, Income of**—1901, 145.  
**Mississippi River Commission**—1898, 280.  
**Mitchell, J. L., Sketch of**—1894, 62.  
**Molasses, Production of**—1895, 66.  
**Monetary System of the United States**—1896, 186; 1897, 75; 1898, 47; 1899, 80; 1900, 83.  
**Monetary Systems of the World**—1896, 187; 1897, 81; 1898, 52.  
**Money, F. D., Sketch of**—1897, 160.  
**Money in Circulation**—1891, 74; 1893, 58; 1894, 102; 1895, 51; 1896, 187; 1897, 81; 1898, 52.  
**Money in the Treasury**—1894, 102; 1896, 187.  
**Money in United States**—1891, 74; 1892, 34; 1897, 74; 1898, 49; 1899, 77; 1900, 80-82; 1901, 44.  
**Money in the World**—1892, 62; 1894, 54; 1896, 87; 1897, 81; 1898, 52; 1899, 79; 1901, 45.  
**Money Brought by Immigrants**—1897, 290.  
**Money, Paper in U. S.**—1900, 81.  
**Money per Capita**—1895, 61.  
**Monetary Events**—1897, 69.  
**Monroe Doctrine**—1896, 71.  
**Montana, Facts About**—1889, 180.  
**Monuments, Height of**—1885, 10.  
**Moonlight, Col. T., Sketch of**—1895, 105.  
**Moore, David H., Sketch of**—1901, 250.  
**Moravians**—1890, 164; 1891, 302.  
**Mortality of Pensioners**—1892, 54.  
**Mortgages on Acres**—1895, 62.  
**Mortgages, Farm**—1894, 207.  
**Mortgages on Lots**—1895, 62.  
**Moses, B., Sketch of**—1901, 248.  
**Mosquito Coast Incident**—1895, 233.  
**Mountains, Highest**—1888, 17.  
**Mules on Farms**—1898, 101; 1900, 53-55.  
**Municipal Finances**—1897, 147.  
**Names of Coins**—1893, 108.  
**National Banks, Taxes on**—1891, 69; 1893, 78; 1894, 332.  
**National Alliance and Industrial Union**—1891, 117; 1892, 190; 1893, 236; 1894, 183; 1895, 244; 1896, 230; 1897, 178; 1898, 140.  
**Naturalization Laws U. S.**—1889, 181; 1896, 228; 1900, 114.  
**Nativity of Population**—1893, 30.  
**Naval Academy**—1894, 101.  
**Naval Stations and Vessels**—1886, 17; 1887, 17; 1888, 34; 1889, 38; 1890, 37; 1891, 139; 1892, 143; 1893, 104; 1894, 123; 1895, 153; 1896, 122; 1897, 210; 1898, 156; 1899, 244.  
**Naval Statistics, United States**—1887, 32.  
**Navies, Merchant**—1894, 206; 1896, 51; 1898, 248.  
**Navies of the World**—1887, 12; 1890, 177; 1896, 51; 1899, 98.  
**Navigation and Ice**—1898, 238.  
**Navigation, Inland**—1898, 239.  
**Navy, Active List**—1886, 28; 1887, 28; 1888, 30; 1889, 33; 1890, 33; 1891, 135; 1892, 139; 1893, 101; 1894, 119; 1895, 150; 1896, 118; 1897, 206; 1898, 153; 1899, 241; 1900, 175; 1901, 212.  
**Navy, Requirements of the**—1901, 307.  
**Navy, Retired List**—1886, 30; 1887, 30; 1888, 33; 1889, 37; 1890, 36; 1891, 133; 1892, 142; 1893, 103; 1894, 122; 1895, 152; 1896, 121; 1898, 155; 1899, 244; 1900, 178; 1901, 215.  
**Navy, Ships of the**—1889, 249; 1901, 217.  
**Navy, The**—1889, 182; 1897, 212; 1898, 159; 1900, 175; 1901, 212.  
**Navy Yards**—1887, 33; 1888, 36; 1889, 40; 1890, 33; 1891, 141; 1892, 145; 1893, 104; 1894, 125; 1895, 153.  
**Nebraska, Governors of**—1885, 15; 1896, 122.  
**Neurology**—1890, 170; 1891, 308; 1892, 340; 1893, 358; 1894, 340; 1895, 377; 1896, 350; 1897, 406; 1898, 369. (See Death Roll.)  
**Negro Schools**—1900, 89.  
**Nelson, K., Sketch of**—1896, 89.  
**Nowel, S., Sketch of**—1898, 206.  
**New Mexico, Facts About**—1889, 180.  
**New Orleans Massacre**—1892, 35.  
**New States, The**—1891, 112.  
**New Tariff, The**—1891, 26; 1895, 26.  
**Nicaragua Canal**—1892, 60; 1900, 115; 1901, 280, 298.  
**Nicholson, S. T., Sketch of**—1901, 245.  
**No Man's Land**—1889, 184.  
**Normal Schools**—1898, 85.  
**Notes, Legal Tender**—1897, 78; 1898, 50.  
**Notes, Treasury**—1897, 78.  
**Nuggets, Gold**—1896, 342; 1897, 448.  
**Oats Crop, Disposition of**—1898, 100.  
**Oats, Price of**—1891, 328; 1892, 370; 1893, 392; 1894, 382; 1895, 430; 1896, 420; 1897, 454; 1898, 410.  
**Oats, Production of**—1896, 54; 1897, 43; 1898, 102; 1899, 47; 1900, 51; 1901, 32.  
**Oats, Wheat and Corn**—1891, 303.  
**Observatories, Height of**—1898, 245.  
**Occupations of the People**—1896, 39.  
**Oleomargarine, Product of**—1899, 298; 1901, 238.  
**Oleomargarine, Taxes on**—1891, 74; 1894, 143.  
**Olney, H., Sketch of**—1894, 57.  
**Opera Houses, Capacities of**—1893, 114.  
**Order of Foreign Juries**—1899, 182.  
**Oregon, Cruise of the**—1899, 115.  
**Original-Package Law**—1891, 111.  
**Otis, E. S., Sketch of**—1899, 227.  
**Oxen on Farms**—1898, 102.  
**Paint, Luminous**—1888, 13.  
**Palmer, J. M., Sketch of**—1897, 156.  
**Pan-American Congress**—1891, 114.  
**Pan-American Congress, Members of**—1891, 115.  
**Pan-American Exposition**—1901, 281.  
**Panics, Financial**—1897, 143.  
**Paper Money, Gold Value of**—1900, 150.  
**Paper Money in Circulation**—1893, 76; 1897, 77; 1898, 49; 1899, 78; 1900, 81.  
**Parks in Cities**—1896, 49.  
**Parks, National**—1897, 133.  
**Parochial Schools**—1892, 96; 1893, 35.  
**Parties in Congress**—1895, 157.  
**Party Conventions**—1901, 92-105.  
**Party Platforms, National**—1885, 18; 1887, 50; 1888, 52; 1889, 55; 1890, 52; 1891, 161; 1892, 163; 1893, 131; 1897, 238; 1901, 106.  
**Party Platforms, State**—1886, 56; 1887, 50; 1888, 52; 1889, 62; 1890, 59; 1891, 163; 1892, 163; 1893, 137; 1894, 143; 1895, 183; 1896, 142; 1897, 82; 1898, 187; 1901, 53.  
**Patent Laws**—1896, 226.  
**Patent Office, The**—1897, 229.  
**Patriotic Societies**—1901, 152.  
**Patton, J., Jr., Sketch of**—1895, 105.  
**Paupers in Almshouses**—1892, 100.  
**Pay of Teachers in Schools**—1898, 82.  
**Peace Conference**—1900, 101.  
**Peace of Europe**—1899, 102.  
**Peak, J. L., Sketch of**—1896, 92.  
**Peckham, R. W., Sketch of**—1897, 158.  
**Penrose, Boles, Sketch of**—1898, 209.  
**Pension Claims**—1891, 110; 1892, 55; 1893, 233; 1894, 28; 1895, 75; 1896, 233; 1897, 163; 1898, 116.  
**Pension Legislation**—1891, 110.  
**Pension Statistics**—1889, 40; 1890, 181; 1891, 71; 1892, 53; 1893, 233; 1894, 30; 1895, 77; 1896, 234; 1897, 163; 1898, 114; 1899, 300-303; 1900, 213-216; 1901, 157-160, 307.  
**Pensioners, Confederate**—1898, 117.

- People, Occupation of—1896, 39.  
 People's Party Convention—1899, 155, 158;  
 People's Party National Committee—1900,  
 259.  
 People's Party—1899, 276-277; 1900, 120; 1901,  
 93.  
 Per Capita Statistics U. S.—1898, 110;  
 1899, 86; 1901, 136.  
 Perkins, B. W., Sketch of—1893, 64.  
 Perkins, G. C., Sketch of—1896, 88.  
 Petroleum, Production of—1900, 55.  
 Pettigrew, R. F., Sketch of—1896, 91.  
 Pettus, E. W., Sketch of—1897, 161; 1898, 207.  
 Philippine Commission—1900, 226-231; 1901,  
 262.  
 Philippine Islands—1899, 133-137; 1901, 260.  
 Philippine War—1900, 218-238; 1901, 261.  
 Philippines, Problems in—1901, 301.  
 Photographs by Electricity—1887, 10.  
 Photophone, The—1887, 13.  
 Pig-Iron Product—1891, 90; 1895, 172; 1901,  
 211.  
 Platform Single-Tax League—1891, 184.  
 Platt, T. C., Sketch of—1898, 209.  
 Poisons and Their Antidotes—1886, 80.  
 Poles, The Two Cold—1888, 11.  
 Police Statistics of Chicago—1891, 344; 1892,  
 374; 1896, 402; 1898, 406; 1900, 430.  
 Political Changes in Fifty Years—1891, 322.  
 Political Committees, National—1886, 62;  
 1887, 61; 1888, 63; 1889, 79; 1890, 71; 1891, 186;  
 1892, 173; 1893, 171; 1894, 153; 1895, 207; 1896,  
 148; 1897, 253; 1898, 67; 1899, 274; 1900, 257;  
 1901, 162.  
 Political Committees, State—1886, 64; 1887,  
 64; 1888, 67; 1889, 32; 1890, 73; 1891, 190; 1892,  
 172; 1893, 177; 1894, 159; 1895, 214; 1896, 150;  
 1899, 424.  
 Politics of States—1896, 374; 1900, 95.  
 Politics, Past, of the States—1899, 220.  
 Population, Ages of the—1887, 7.  
 Population, Christian—1901, 145.  
 Population by Color and Nativity—1893, 31.  
 Population of Christendom—1901, 137.  
 Population of Cities—1891, 94; 1892, 87; 1894,  
 37; 1901, 137.  
 Population of Countries—1892, 238.  
 Population of Cuba—1901, 251.  
 Population, Density of—1893, 39.  
 Population, Each Census—1893, 26; 1894, 34;  
 1897, 168; 1898, 108; 1901, 139, 140.  
 Population, Elements of—1893, 28.  
 Population, Employment of the—1887, 9.  
 Population by Families—1893, 34.  
 Population of Foreign Countries—1896, 62;  
 1897, 134; 1898, 134; 1900, 273.  
 Population of Hawaii—1898, 274.  
 Population of Illinois—1892, 65.  
 Population, Indian—1892, 93.  
 Population, Male and Female—1887, 16.  
 Population of School Age—1893, 37.  
 Population of States (1790-1890)—1891, 92; 1893,  
 26; 1894, 34; 1895, 120; 1896, 68; 1897, 168;  
 1898, 127; 1899, 177-178; 1900, 310; 1901, 139.  
 Population of Territories—1895, 130; 1896, 67.  
 Population, Urban—1893, 29.  
 Population, Urban and Rural—1901, 135.  
 Population, White and Colored—1892, 93;  
 1893, 32; 1898, 55, 173.  
 Population of the World—1887, 8; 1892, 154.  
 Pork Packing—1896, 260.  
 Pork, Prices of—1891, 350; 1892, 372; 1893, 392;  
 1894, 382; 1895, 430; 1897, 454; 1898, 412; 1901,  
 135.  
 Porter, H., Sketch of—1898, 203.  
 Porter, J. D., Sketch of—1894, 59.  
 Porto Rico—1899, 127-131; 1900, 143-145; 1901,  
 254-256.  
 Postoffices, Number of—1891, 160.  
 Postage, Rates of—1886, 50; 1887, 46; 1888, 20;  
 1889, 179; 1890, 178; 1891, 319; 1892, 353; 1893,  
 379; 1894, 213; 1895, 241; 1896, 227; 1897, 230;  
 1899, 460; 1900, 242; 1901, 285.  
 Postal Currency—1897, 78; 1898, 174.  
 Postal Dates—1898, 146.  
 Postal Frauds in Cuba—1901, 253.  
 Postoffice Department—1895, 257; 1901, 183.  
 Potatoes, Production of—1896, 54; 1897, 44;  
 1899, 48; 1900, 52; 1901, 34.  
 Powell, W. F., Sketch of—1898, 206.  
 Presbyterian Church Officials—1890, 162; 1891,  
 301; 1892, 122; 1893, 88; 1894, 105; 1895, 136;  
 1896, 103; 1897, 190; 1898, 286; 1899, 192;  
 1900, 160; 1901, 151.  
 Presidential Vote, Analysis of—1888, 29;  
 1892, 43.  
 Presidential Vote, Electoral—1894, 335; 1896,  
 232.  
 Presidential Vote (1824-1888)—1888, 125; 1889,  
 179; 1890, 178; 1894, 218; 1895, 261; 1899,  
 240; 1900, 95.  
 Presidents' Cabinets—1901, 170.  
 Presidents, Deaths of—1895, 179.  
 Presidents, Facts About—1885, 29; 1886, 67;  
 1887, 72; 1888, 75; 1889, 95; 1895, 179; 1899,  
 311; 1900, 309.  
 President's Inaugural—1898, 211.  
 Press Statistics—1836, 16; 1887, 123; 1888, 19.  
 Prices of Agricultural Products—1893, 103.  
 Prices, Movement of—1896, 70.  
 Prices for Coal—1899, 90.  
 Prices of Cotton Crop—1898, 106; 1899, 55.  
 Price of Silver—1891, 109; 1894, 198; 1900,  
 77; 1901, 41.  
 Prisoners in Jails—1892, 99.  
 Prisons, Convicts in—1898, 96.  
 Pritchard, J. C., Sketch of—1896, 91.  
 Private Schools—1892, 96; 1898, 86.  
 Prohibition National Convention—1894, 153;  
 1901, 99, 113.  
 Prohibition Party Committee—1899, 275;  
 1900, 258.  
 Property of Colleges—1899, 65.  
 Property, Valuation of in U. S.—1893, 50.  
 Proportional Representation—1895, 101.  
 Protestant Episcopal Bishops—1891, 300; 1892,  
 122; 1893, 87; 1894, 105; 1896, 102; 1898, 284;  
 1899, 190; 1900, 158; 1901, 149.  
 Protectorates and Colonies, American—1900,  
 141; 1901, 251.  
 Protocol Closing the War—1899, 119.  
 Public-Land System—1886, 78; 1888, 62.  
 Public-Land Sales—1892, 56.  
 Public Lands—1891, 73; 1892, 55; 1894, 203;  
 1895, 368; 1897, 228; 1898, 114; 1899, 234;  
 1900, 56-57.  
 Public Trusts—1893, 106.  
 Pullman Boycott—1895, 79.  
 Pulse, The Rate of—1886, 83.  
 Putnam, Herbert, Sketch of—1900, 126.  
 Quarles, J. V., Sketch of—1900, 129.  
 Quay, Senator, Case of—1901, 124.  
 Question, The Eastern—1898, 249.  
 Quinby, W. E., Sketch of—1894, 60.  
 Railroad Building—1891, 70; 1892, 236; 1893,  
 186; 1894, 36; 1895, 132; 1896, 60; 1897, 64;  
 1898, 246; 1899, 85; 1900, 58-59.  
 Railroads, Grants to—1898, 279.  
 Railroads in Illinois—1891, 122.  
 Railroads, Introduction of—1887, 14.  
 Railroads, Speed on—1888, 123.  
 Rainfall in United States—1890, 51.  
 Ransom, M. W., Sketch of—1896, 88.  
 Ransieur, L., Sketch of—1901, 250.  
 Ratio of Gold and Silver—1900, 78.  
 Rawlins, J. L., Sketch of—1898, 210.  
 Receipts, Internal Revenue—1892, 112; 1896,  
 208; 1897, 299; 1898, 53.  
 Receipts of the Government—1891, 72; 1892,  
 107; 1893, 77; 1894, 89; 1895, 243; 1896, 58;  
 1898, 112; 1899, 88; 1900, 64; 1901, 51.  
 Reciprocity Treaties—1892, 130.  
 Reeve, F. X., Sketch of—1894, 62.  
 Referendum—1895, 100.




- Reformatories, Juvenile—1892, 101.  
 Reformed Episcopal Bishops—1890, 162; 1891, 300; 1892, 122; 1893, 88; 1894, 106; 1895, 136; 1897, 190.  
 Registration of Titles—1892, 384.  
 Reid, Whitelaw, Sketch of—1893, 61.  
 Religion in Indian Schools—1891, 68; 1892, 58; 1893, 237.  
 Religion in the United States—1886, 49; 1889, 169; 1891, 300; 1897, 180.  
 Religion, Statistics of—1888, 127; 1890, 161; 1891, 301; 1892, 121; 1893, 85; 1895, 133; 1896, 98; 1897, 180; 1898, 281.  
 Religious Schools—1899, 67.  
 Religious Statistics—1901, 145.  
 Remmel, V., Sketch of—1901, 244.  
 Representation, Proportional—1895, 101; 1896, 134; 1899, 404.  
 Representatives, Apportionment—1900, 376; 1901, 173.  
 Representatives, House of—1900, 188, 291; 1901, 226, 232.  
 Republic of Hawaii—1895, 98.  
 Republican Convention, The—1901, 97, 110.  
 Republican National Committee—1894, 153; 1896, 148; 1897, 253; 1898, 67; 1899, 274; 1900, 257.  
 Republics, Smallest—1897, 177.  
 Reservations, National—1897, 133; 1900, 57.  
 Revenue, Collections by States—1899, 298.  
 Revenue, Internal—1901, 235.  
 Revolution, Sons of the—1899, 182; 1900, 278; 1901, 153.  
 Revolution, Sons of the American—1901, 152.  
 Revolutionary Pensions—1899, 303; 1900, 216.  
 Rivers and Canals, Length of—1900, 140.  
 Rivers, The Longest—1885, 11; 1888, 17.  
 Roach, W. N., Sketch of—1894, 63.  
 Roberts, Case of—1901, 125.  
 Rockhill, W. W., Sketch of—1898, 206.  
 Roman Catholic Bishops—1890, 161; 1891, 300; 1892, 122; 1893, 86; 1894, 105; 1895, 135; 1896, 101; 1897, 188; 1898, 284; 1900, 158.  
 Roosevelt, T., Sketch of—1899, 229; 1901, 241.  
 Root, Ellhu, Sketch of—1900, 124.  
 Ross, J., Sketch of—1900, 128.  
 Ruggles, Gen. G. D., Sketch of—1895, 106.  
 Rulers, Foreign—1896, 62; 1897, 134; 1898, 134; 1900, 273.  
 Runyon, T., Sketch of—1894, 64.  
 Rural Population—1901, 135.  
 Russian Treaty, The—1894, 70.  
 Rye, Production of—1896, 54; 1897, 44; 1899, 47; 1900, 51; 1901, 23.  
 Saccharine—1887, 13.  
 Salaries, Large—1888, 15.  
 Salaries of Governors—1892, 64; 1895, 129.  
 Salvation Army—1891, 302-318.  
 Samoa, Partition of—1900, 113; 1901, 267.  
 Samoan Affair—1900, 110.  
 Sampson, A. J., Sketch of—1898, 205.  
 Sampson, W. T., Sketch of—1899, 224.  
 Sanitary District, Chicago—1891, 336; 1895, 424; 1896, 412; 1898, 396.  
 San Juan, Porto Rico—1899, 129.  
 Santiago, Capitulation of—1899, 118.  
 Santiago, Society of Army of—1901, 156.  
 Sawtelle, C. G., Sketch of—1897, 161.  
 Schley, W. S., Sketch of—1899, 224.  
 Schroeder, S., Sketch of—1901, 249.  
 School Attendance—1898, 81; 1899, 57; 1900, 94.  
 School, Days Taught—1899, 58.  
 School Law of Illinois—1891, 66.  
 School Law of Wisconsin—1891, 66.  
 School Laws, Compulsory—1899, 70.  
 School Property, Value of—1900, 88.  
 Schoolhouse vs. Saloon—1889, 178.  
 Schools and Education—1891, 65.  
 Schools, Co-Educational—1900, 93.  
 Schools, Common—1900, 87.  
 Schools, Contract—1892, 58; 1893, 237.  
 Schools, Cost of—1898, 83; 1899, 58-59.  
 Schools, Denominational—1899, 67.  
 Schools, Indian—1891, 68; 1892, 58; 1893, 237; 1894, 215; 1895, 364; 1896, 206; 1897, 172; 1898, 128; 1899, 230; 1900, 282; 1901, 284.  
 Schools in South—1899, 60; 1900, 89.  
 Schools of Technology—1899, 66.  
 Schools for Women—1900, 94; 1901, 144.  
 Schools, Professional—1896, 205; 1897, 52; 1898, 90; 1899, 67; 1900, 95; 1901, 144.  
 Schools, Public and Private—1892, 96; 1893, 35; 1896, 204; 1897, 55; 1898, 86; 1901, 141.  
 Schools, Pupils in—1892, 96; 1898, 81; 1901, 141.  
 Schools, Teachers in—1892, 96; 1898, 81; 1901, 141.  
 Schools, Training—1892, 58.  
 Scott, N. B., Sketch of—1900, 129.  
 Seal Fisheries Dispute—1892, 44; 1893, 65; 1894, 37.  
 Seats, Contested, in Congress—1901, 122.  
 Seay, A. J., Sketch of—1892, 54.  
 Secretaries of States—1892, 162.  
 Seigniorage Bill Veto—1895, 122.  
 Seymour, J. S., Sketch of—1894, 61.  
 Sewall, Arthur, Sketch of—1897, 154.  
 Sewell, H. M., Sketch of—1898, 205.  
 Sex and Population—1893, 30.  
 Sexes, The—1890, 181.  
 Sexton, J. A., Sketch of—1899, 229.  
 Shafter, W. R., Sketch of—1899, 226.  
 Shaw, A. D., Sketch of—1900, 130.  
 Sheep on Farms—1898, 102; 1900, 64-55; 1901, 40.  
 Sheep and Wool of the World—1889, 182; 1894, 333; 1896, 56.  
 Sheep per Square Mile—1893, 84.  
 Sherman Bill, Repeal of—1894, 87.  
 Sherman, John, Sketch of—1898, 201.  
 Shipping of the World—1896, 51.  
 Ship-Building of the World—1892, 123.  
 Ship Subsidy—1901, 301.  
 Shiras, G., Sketch of—1893, 63.  
 Shoup, G. L., Sketch of—1896, 88.  
 Siam and France—1894, 68.  
 Sight and Distance—1890, 181.  
 Signal-Service Flags—1888, 126.  
 Signals, Weather—1892, 63.  
 Sigsbee, C. D., Sketch of—1899, 226.  
 Still, J. M. B., Sketch of—1895, 105.  
 Silver and Gold—1894, 198; 1895, 239; 1897, 65; 1898, 45.  
 Silver Circulation—1893, 75; 1897, 74; 1898, 49; 1899, 78.  
 Silver Coins of the United States—1893, 76.  
 Silver Coinage—1892, 27; 1897, 76.  
 Silver Committee—1892, 34; 1896, 190.  
 Silver Convention—1894, 65.  
 Silver, Demonetization of—1897, 66.  
 Silver, Distribution of—1891, 72; 1892, 103.  
 Silver, Exports of—1894, 23; 1895, 25; 1896, 37; 1897, 74; 1898, 42; 1899, 43-45; 1900, 44-47; 1901, 26.  
 Silver, Imports of—1898, 42; 1899, 43-45; 1900, 44-47; 1901, 26.  
 Silver, Government Purchase of—1894, 199.  
 Silver in a Dollar—1894, 198.  
 Silver Legislation—1891, 110.  
 Silver, Part Utterances on—1896, 189.  
 Silver, Price of—1891, 109; 1892, 35; 1893, 73; 1894, 198; 1897, 72; 1898, 45; 1899, 74; 1900, 77; 1901, 41.  
 Silver, Production of—1891, 73; 1892, 104; 1893, 74; 1896, 183; 1897, 71; 1898, 51; 1899, 76, 235; 1900, 77, 79; 1901, 43.  
 Silver Question—1896, 177.  
 Silver, Range in Price of—1893, 75; 1896, 184.  
 Silver, Ratio to Gold—1894, 199; 1895, 239; 1896, 188; 1897, 73; 1898, 46; 1899, 70; 1900, 78; 1901, 42.

- Simon, Joseph, Sketch of—1899, 222.  
 Single-Tax League—1891, 184.  
 Smith, Charles E., Sketch of—1899, 221.  
 Smith, H., Sketch of—1894, 58.  
 Smith, J., Jr., Sketch of—1894, 63.  
 Snow Limit—1893, 377.  
 Socialist Labor Committee—1900, 259.  
 Socialist Labor Convention—1901, 96, 109.  
 Social Democracy of America—1899, 154;  
 1900, 259; 1901, 92, 106.  
 Sons of the American Revolution—1891, 124;  
 1892, 127; 1893, 91; 1894, 107; 1895, 137; 1896,  
 105; 1897, 193; 1898, 136; 1899, 181; 1900,  
 277; 1901, 153.  
 Sons of the Revolution—1900, 278.  
 Sons of Veterans—1889, 22; 1890, 22; 1891, 125;  
 1892, 127; 1893, 91; 1894, 110; 1895, 139; 1896,  
 107; 1897, 195; 1898, 139; 1899, 185; 1900, 281.  
 Sound and Color—1887, 14.  
 Sound-Money League—1900, 145.  
 South Africa, Events in—1900, 241.  
 Southgate, J. H., Sketch of—1897, 156.  
 Spanish-American Treaty—1899, 296; 1900,  
 106-108.  
 Spanish-American War—1899, 107, 115, 120;  
 1900, 106; 1901, 156.  
 Sparrows, Increase of—1887, 15.  
 Speakers of the House—1900, 309; 1901, 172.  
 Specific Gravity of Metals—1892, 126.  
 Spirits, Distilled—1899, 298.  
 Spirits—Materials Used in—1894, 201; 1896,  
 211; 1898, 54; 1899, 299; 1900, 97; 1901, 237.  
 Spooner, J. C., Sketch of—1898, 210.  
 Sporting Records—1890, 175; 1891, 311; 1892,  
 334; 1893, 362; 1894, 344; 1895, 382; 1896, 355;  
 1897, 412; 1898, 374; 1899, 441; 1900, 412;  
 1901, 418.  
 Stage Favorites—1889, 186.  
 Stamp Taxes—1899, 151.  
 Stanley in Africa—1891, 318.  
 Staples, Consumption of—1898, 111.  
 Stars, Number of—1888, 12.  
 State Committees, Chairmen of—1894, 155;  
 1895, 214; 1896, 150; 1897, 257; 1898, 71; 1899,  
 278; 1901, 162.  
 State Conventions, Utterances of—1901, 53.  
 State Finances—1897, 147.  
 State Votes in 1898—1899, 341.  
 States, Admission of—1899, 177; 1897, 281;  
 1899, 177; 1900, 269; 1901, 177.  
 States, Area and Population—1887, 48; 1888,  
 50; 1889, 54; 1890, 70; 1891, 126; 1892, 64;  
 1893, 119; 1894, 56; 1895, 129; 1896, 67; 1897,  
 281; 1898, 126; 1899, 177; 1900, 310; 1901, 139.  
 States, Debts of the—1891, 104; 1892, 97; 1893, 53.  
 States, Governors, Capitals, etc.—1887, 48;  
 1888, 50; 1889, 54; 1890, 70; 1891, 26; 1893, 119;  
 1894, 56; 1895, 128; 1896, 66; 1897, 280; 1898,  
 126; 1899, 176-177; 1900, 268-269; 1901, 176-177.  
 States, Names of—1901, 282.  
 States, New—1891, 112.  
 States, Pensioners in—1891, 71; 1898, 114.  
 States, Popular Names of—1899, 180; 1896, 51.  
 States, Rank of the—1889, 20.  
 Stations, Naval—1899, 244.  
 Steamboating Chronology—1888, 127; 1898, 66.  
 Steel, Product of—1891, 89.  
 Stevenson, A. E., Sketch of—1893, 61; 1901,  
 242.  
 Stills, Illicit, Seized—1891, 109; 1900, 98.  
 Stock, Live, Inspection of—1891, 121.  
 Storer, B., Sketch of—1898, 206.  
 Street Railways in Cities—1891, 100.  
 Streets in Cities—1891, 99.  
 Strike, The Coal—1895, 77; 1898, 242.  
 Strike, Cotton Spinners'—1895, 89.  
 Strikes and Lock-Outs—1896, 198.  
 Strikes, Minor—1895, 77.  
 Students in Colleges—1898, 88.  
 Submarine Cables—1900, 151-152.  
 Subsidies Paid by All Nations—1890, 45.  
 Subsidy, Ship—1901, 301.  
 Succession, Presidential—1894, 200.  
 Suffrage, Qualifications for—1889, 24; 1890,  
 182; 1891, 323; 1892, 57; 1893, 123; 1894, 126;  
 1895, 180; 1896, 63; 1897, 175; 1898, 122; 1899,  
 72; 1900, 270; 1901, 174.  
 Sugar, Consumption of—1892, 114; 1898, 99,  
 139.  
 Sugar Beets—1892, 114; 1898, 102.  
 Sugar, Bounty—1894, 203; 1895, 367.  
 Sugar, Foreign and Domestic—1894, 202.  
 Sugar, Imports of—1898, 100.  
 Sugar, Price of—1898, 139.  
 Sugar, Produced and Imported—1891, 64.  
 Sugar, Produced in United States—1892, 115;  
 1901, 200.  
 Sugar, Produced in the World—1892, 114;  
 1898, 105.  
 Sugar Statistics—1900, 100.  
 Suicide, Facts About—1888, 16.  
 Sulu Treaty—1901, 261.  
 Sunday Schools—1894, 41.  
 Supreme Court—1894, 133; 1897, 215; 1898,  
 163; 1899, 172; 1900, 193; 1901, 185.  
 Swensen, E. B., Sketch of—1898, 206.  
 Swine on Farms—1898, 102; 1900, 54-55; 1901,  
 40.  
 Taft, W. H., Sketch of—1901, 247.  
 Tallafiero, J. P., Sketch of—1900, 126.  
 Tariff Bill, How It Passed—1895, 26.  
 Tariff Bills Compared—1894, 90; 1895, 28.  
 Tariff, History of the—1891, 23.  
 Tariff, Porto Rico—1901, 255.  
 Tariff, State Conventions on—1899, 216; 1901,  
 87.  
 Tariff, The New—1891, 26; 1895, 26.  
 Tariffs, Comparison of All—1889, 15.  
 Tariffs, Foreign—1892, 52.  
 Taxation, Digest of—1894, 42.  
 Taxation, Internal Revenue—1899, 297.  
 Taxes, Per Capita—1901, 136.  
 Taxes, War Revenue—1899, 151.  
 Taylor, H. A., Sketch of—1900, 125.  
 Taylor, H., Sketch of—1894, 60.  
 Teachers, Salaries of—1900, 88.  
 Tea, Consumption of—1891, 76; 1898, 51.  
 Teachers in Schools—1892, 96; 1898, 82; 1899,  
 57-59.  
 Technology, Schools of—1899, 66.  
 Telegraphs of the World—1900, 151-154.  
 Telephones of the World—1899, 84.  
 Telescopes, American—1892, 39.  
 Telescopes, Great—1900, 376.  
 Terrill, A. W., Sketch of—1894, 61.  
 Territories, Area, Population, etc.—See  
 States, Area, etc.  
 Texas, Annexation of—1901, 133.  
 Theaters, Capacity of—1898, 114.  
 Thompson, T. L., Sketch of—1894, 61.  
 Thurston, J. M., Sketch of—1896, 90.  
 Timber Supply—1898, 197.  
 Time, Measurement of—1890, 188.  
 Time, Standard, To Obtain—1890, 179; 1891,  
 320; 1892, 354; 1893, 380; 1894, 211; 1895, 247;  
 1896, 250; 1897, 269; 1898, 162; 1900, 250.  
 Time Without a Watch—1894, 212.  
 Titled American Women—1896, 239.  
 Titles, Official—1895, 225.  
 Tobacco, Cigars and Snuffs—1899, 299.  
 Tobacco, Manufactures of—1900, 100.  
 Tobacco, Production of—1896, 54-57; 1897, 44;  
 1898, 119; 1899, 49; 1900, 53; 1901, 39.  
 Tobacco Used—1900, 99; 1901, 238.  
 Tonnage of Vessels—1899, 43.  
 Tornadoes, Destructive—1891, 321.  
 Torrens Title System—1896, 82.  
 Tower, C., Sketch of—1898, 205.  
 Townsend, L., Sketch of—1898, 206.  
 Trade, Balance of—1895, 242; 1896, 193; 1899,  
 232; 1900, 46; 1901, 27.  
 Trade, Commerce and Manufactures—1891,  
 324; 1892, 355; 1893, 371; 1894, 360; 1895, 395;  
 1896, 369; 1897, 436.

- Trade-Marks—1896, 226.  
 Trade with Philippines—1900, 145; 1901, 266.  
 Trans-Mississippi Exposition—1897, 259; 1898, 240.  
 Travel, Foreign—1896, 134.  
 Travelers, Hints for—1887, 18.  
 Treasury Department—1901, 181.  
 Treasury, Money in the—1893, 80; 1894, 102; 1897, 75; 1898, 50.  
 Tree, How to Measure a—1888, 14.  
 Trippl, B., Sketch of—1894, 60.  
 Troops, Calls for—1899, 121.  
 Trusts, American—1899, 91; 1900, 65.  
 Trusts, State Conventions on—1901, 79.  
 Turkey and Armenia—1897, 130.  
 Turkey, Greece and Crete—1898, 249.  
 Turner, G., Sketch of—1898, 210.  
 Tutuila, Cession of, etc.—1901, 135, 268.  
 Unexplored Globe—1896, 75.  
 Union Reform Convention—1901, 105, 120.  
 Union, States of the—1892, 352.  
 Union, Baptist—1897, 59.  
 Union, Christian—1897, 188.  
 Union Reform Party—1900, 120.  
 Union, Sunday School—1897, 183.  
 United Christian Convention—1901, 92, 106.  
 Universities, Statistics of—1896, 202; 1897, 49; 1898, 87; 1900, 91; 1901, 143.  
 University of Chicago, Gifts to—1896, 414.  
 University Extension—1897, 141.  
 University Trustees, Vote for—1892, 329.  
 Urban Population—1893, 29; 1901, 135.  
 Utterances of State Conventions—1898, 187; 1901, 53.  
 Venezuela and Great Britain—1896, 86; 1897, 127; 1898, 253.  
 Vessels Built in the World—1891, 25.  
 Veteran Legion—1901, 155.  
 Veterans, Confederate—156.  
 Vetoes by Presidents—1901, 105.  
 Vice-Presidents, Deaths of—1888, 122.  
 Vice-Presidents, Facts About—1900, 309.  
 Vineyards, Area of—1892, 102.  
 Vote, Electoral—1894, 335; 1896, 404; 1898, 80; 1899, 233; 1900, 308.  
 Vote, Popular Presidential—1888, 125; 1889, 179; 1890, 178; 1891, 319; 1892, 353; 1893, 238; 1894, 213; 1895, 244; 1896, 232-251; 1897, 305; 1898, 227; 1899, 141; 1900, 256; 1901, 317.  
 Vote, The Presidential—1899, 240.  
 Voting Age, Population of—1893, 33.  
 Voting, Australian System—1890, 159.  
 Wade, J. F., Sketch of—1899, 227.  
 Wages in Europe and America—1891, 125.  
 Wages in Foreign Countries—1896, 44.  
 Wages Lost in Strikes—1896, 201.  
 Wake Island, Taking of—1901, 135.  
 Walker, Asa, Sketch of—1899, 223.  
 Walker, I. N., Sketch of—1896, 92.  
 Waller Case, The—1896, 220; 1897, 113.  
 Walsh, Patrick, Sketch of—1895, 106.  
 War and Education, Cost of—1895, 366.  
 War Budgets of the World—1899, 150.  
 War Department—1901, 182.  
 War Resolutions of Congress—1899, 114.  
 Warne, F. W., Sketch of—1901, 250.  
 Warren, F. E., Sketch of—1896, 92.  
 Wars of the United States—1895, 182; 1900, 264.  
 Watch as a Compass—1892, 51.  
 Water, Tests for Pure—1887, 17.  
 Waterways, Deep—1898, 236.  
 Watson, J. C., Sketch of—1899, 225.  
 Watson, T. E., Sketch of—1837, 154.  
 Wealth and Debts of Nations—1894, 101.  
 Wealth, Increase of—1890, 160.  
 Wealth of the United States—1897, 59.  
 Wealth per Capita—1901, 136.  
 Weather Indications—1883, 128.  
 Weather Signals—1892, 63.  
 Weaver, J. B., Letter of—1893, 165.  
 Weaver, J. B., Sketch of—1893, 61.  
 Wedding Anniversaries—1888, 74.  
 Week, Days of the—1888, 16.  
 Weights, United States Standard—1892, 40.  
 Weights and Measures—1892, 115; 1896, 52; 1898, 120.  
 Weissert, A. G., Sketch of—1893, 64.  
 Wellington, G. L., Sketch of—1897, 160.  
 Wells, H. M., Sketch of—1896, 93.  
 Wheat Acreage—1891, 100.  
 Wheat, Corn and Oats—1891, 303.  
 Wheat Corner of 1897-98—1899, 95.  
 Wheat Crop, Disposition of—1898, 98.  
 Wheat Crop of the World—1887, 11; 1890, 160; 1898, 97; 1900, 49; 1901, 29.  
 Wheat Exports—1891, 59.  
 Wheat, Duty on—1891, 141.  
 Wheat, Price of—1891, 348; 1892, 370; 1893, 392; 1894, 282; 1896, 420; 1897, 454; 1898, 410; 1899, 51.  
 Wheat, Production of—1896, 54; 1897, 41; 1898, 97; 1899, 46-47; 1901, 31.  
 Wheeler, Joseph, Sketch of—1899, 227.  
 White, A. D., Sketch of—1893, 63; 1897, 153.  
 White, E. D., Sketch of—1895, 106.  
 White, S. M., Sketch of—1894, 63.  
 White and Colored Population—1892, 93.  
 Wildes, Frank, Sketch of—1899, 223.  
 Willis, A. S., Sketch of—1894, 60.  
 Wilson and Cleveland—1895, 125.  
 Wilson Bill, The—1894, 90.  
 Wilson, H. L., Sketch of—1898, 206.  
 Wilson, J., Sketch of—1898, 202.  
 Wilson, J. H., Sketch of—1899, 227.  
 Wilson, J. L., Sketch of—1896, 91.  
 Wilson, W. L., Sketch of—1896, 87.  
 Wind Pressures—1899, 102.  
 Wine, Dealers in—1891, 75.  
 Wine, Production of—1899, 101; 1901, 240.  
 Wines, Aging of—1887, 13.  
 Wines, Consumption of—1895, 67; 1898, 51.  
 Wines, F. H., Sketch of—1900, 126.  
 Wisconsin, Governors of—1855, 14.  
 Wisconsin School Law—1891, 66.  
 Woman, Proper Weight of—1890, 89.  
 Woman's C. T. U.—1892, 108.  
 Woman's C. T. U., Non-Partisan—1892, 108.  
 Woman Suffrage, Vote on—1896, 286.  
 Women, Colleges for—1899, 62; 1900, 94; 1901, 144.  
 Women, Titled American—1896, 239.  
 Wonders, American—1893, 190.  
 Wood, E. P., Sketch of—1899, 223.  
 Woodford, S. L., Sketch of—1898, 204.  
 Wool and Sheep—1894, 332; 1896, 56.  
 Wool, Consumption of—1895, 223.  
 Wool, Foreign and Domestic—1895, 223.  
 Wool, Our Foreign Supply—1891, 60; 1898, 98.  
 Wool, Prices of—1897, 47.  
 Wool, Tariff and Prices—1891, 63; 1895, 260.  
 Woolley, J. G., Sketch of—1901, 243.  
 Worcester, D. C., Sketch of—1901, 248.  
 World, Corn Crop of—1901, 30.  
 World, Money in the—1892, 62; 1896, 87; 1897, 169.  
 World, Motive Power of the—1899, 163.  
 World, Navies of the—1896, 51.  
 World's Columbian Exposition—1891, 77; Act Incorporating, 77-79; Commissioners and Alternates, 79-80; Directory of, 79; Officers of, 79; Committees of, 80-82; The Local Directory, 82; Committees of, 82; Officers of, 82; Lady Managers of, 83; Chicago Lady Managers of, 84; Contesting Location of, 79; Stockholders of, 85-88; 1892, 202; 1893, 197-233; Attendance at, 1894, 186; Chronology of, 1894, 190; Cost of, 1894, 183; Special Days at, 1894, 187.  
 World's Fairs, Previous—1891, 89.  
 World's Production of Gold and Silver—1896, 183; 1897, 72; 1899, 74; 1901, 41.  
 Wright, L. E., Sketch of—1901, 248.  
 Yeomans, J. D., Sketch of—1895, 107.  
 Young, J. R., Sketch of—1898, 210.  
 Young, S. M. B., Sketch of—1899, 229.  
 Young, P. M. B., Sketch of—1894, 59.

# R. HOE & CO.'S

## NEW COMBINATION SUPPLEMENT PRESS



This machine is designed to meet the demands of newspapers requiring a simple, efficient and moderate-priced Stereotype Perfecting Press for 4, 6, 8, 10 and 12 page papers. It gives a running speed per hour of

20,000 4 or 6 page papers,  
10,000 8, 10 or 12 page papers,

with all the leaves inset, pasted if desired, and the papers delivered folded and counted. The 8, 10 and 12 page papers are produced from a single set of plates.

Similar machines are also made to print 16-page papers, as well as the other products mentioned above.

**R. HOE & CO., 504-520 GRAND STREET,  
NEW YORK, U. S. A.**

Also: 192 Devonshire Street, Boston, Mass.

258 Dearborn Street, Chicago, Ill.

Mansfield Street, Borough Road, London, Eng.

*THE LARGEST MANUFACTORY IN THE WORLD  
OF PRINTING, STEREOTYPING, ELECTROTYPING AND  
PHOTO-ENGRAVING MACHINES.*

*ALSO CIRCULAR SAWS AND LETTER COPYING PRESSES.*







UNIVERSITY OF ILLINOIS-URBANA

310D14

C001

CHICAGO DAILY NEWS NATIONAL ALMANAC CHGO

1902



3 0112 025282127