



# You Can Speak to a Million People Every Evening

At the first glance this statement appears so startling that one might take it for a bit of exaggeration. But it is not; it is literally true. Here is the proof: The Chicago Daily News sold during the first eleven months of 1906 a daily average of 318,611 papers. Many newspapers estimate that an average of five people read each copy of a newspaper, but, to be conservative, let it be assumed that the number of people who daily read these 318,611 papers averages three and one-half. This would place the number of Daily News readers at 1,115,139—manifestly a fair figure.

us n  
the  
trifli  
hour

UNIVERSITY OF ILLINOIS  
LIBRARY

But  
Dail  
daily  
and  
mem  
missi  
entir  
think

Class  
310

Book  
D14

Volume  
1907

**ILLINOIS HISTORICAL SURVEY**  
Jc 06-10M

t given  
an are  
for a  
a few  
edium.  
The  
other  
hinery  
n and  
find a  
de an  
ou can

There are about 500 branch offices of The Daily News in Chicago and its surrounding suburbs for the convenience of "want" advertisers. But Daily News "want ads" are also used regularly or transiently by many people throughout the United States and in foreign countries. Ordinarily "want ads" from distant cities will receive good service if sent by mail, but for quick action in an emergency they should be sent by telegraph or cable. If you do not wish to use your own name and address in your advertisement, you can have all replies sent to a box number (which the paper will supply) in care of The Daily News and, on your request, such replies will be forwarded to you promptly by mail or express.

You will be surprised to learn how thoroughly these little ads are read by the million daily readers of The Daily News. And they don't cost much.





[TWENTY-THIRD YEAR]

THE CHICAGO DAILY NEWS

ALMANAC

AND YEAR-BOOK

FOR

1907

---

COMPILED BY JAMES LANGLAND, M. A.

---

*ISSUED BY*  
**THE CHICAGO DAILY NEWS COMPANY**

[Copyright, 1906, by The Chicago Daily News Co.]

## PREFACE.

---

Many things occurred in 1906 concerning which questions will be frequently asked in the future. Among the events of world-wide or national importance these may be mentioned: The failure of the first national assembly in Russia, the Morocco conference at Algeciras, the passage of a bill by the British house of commons changing the school system of the country, the temporary downfall of the Cuban republic, the eruption of Mount Vesuvius, the earthquakes and fires in San Francisco, Cal., and Valparaiso, Chile; the passing of the railroad rate, meat inspection, pure food and other notable laws by the American congress, the admission into the union of Oklahoma and Indian Territory as one state, the legal proceedings by the government against the beef, oil and other trusts, and the election of a new congress. It would be easy to extend the list, as a glance at the index to this volume will show, but nothing more is needed to prove that the history of the year was of exceptional interest and that a book giving data relating to it should be of value to those who do not have the time or facilities to search through newspaper files, magazines and other periodicals for the information they desire. While much space has necessarily been devoted to historical matters the regular chronological, statistical, political and other features of *The Daily News Almanac and Year-Book*, whether relating to national, state or local affairs, have been given careful attention. With the end in view of making the facts and figures presented not only comprehensive but reliable and up to date, they have as usual been obtained as far as possible from official and original sources.

# Chicago Daily News Almanac and Year-Book. 1907.

NOTE.—The time given in this Almanac is local mean time, except when otherwise indicated.

### ECLIPSES.

In the year 1907 there will be four eclipses, two of the Sun and two of the Moon, and a transit of Mercury over the Sun's disk.

I.—A Total Eclipse of the Sun, January 14. Invisible. Visible to Asia, eastern Europe, and a portion of the Philippine Islands.

II.—A Partial Eclipse of the Moon, January 29. Visible in part to portions of North America, and as a whole to Asia, Australia, and the Pacific and Indian Oceans.

III.—An Annular Eclipse of the Sun, July 10. Invisible. Visible to South America and the Southern Atlantic and Pacific Oceans.

IV.—A Partial Eclipse of the Moon, July 24-25. Visible to North and South America, the Atlantic and Pacific Oceans, and in part to the western portions of Europe and Africa.

V.—A Transit of Mercury, November 14. Visible generally to Europe, Africa and South America, and in part to the eastern portions of North America, the western portions of Asia, and the extreme western edge of Australia.

### THE FOUR SEASONS.

SEASON.	Begins.	Lasts.
Winter .....	December 22, 1906, 0:53 P.M.	D. H. M. 89 0 40
Spring .....	March 21, 1907, 1:33 P.M.	92 19 50
Summer .....	June 22, 1907, 9:23 A.M.	93 14 46
Autumn .....	September 24, 1907, 0: 9 A.M.	89 18 52
Winter .....	December 22, 1907, 6:51 P.M.	Common Year, 365 4 28

### EMBER DAYS.

February .....	20, 22, 23	September .....	18, 20, 21
May .....	22, 24, 25	December .....	18, 20, 21

### MORNING AND EVENING STARS.

MERCURY will be Evening Star about March 1, June 27, and October 23; and Morning Star about April 14, August 12, and December 1.

VENUS will be Morning Star till September 14; then Evening Star the rest of the year.

JUPITER will be Evening Star till July 16; then Morning Star the rest of the year.

### CHURCH DAYS AND CYCLES OF TIME.

Epiphany .....	Jan. 6	Whit Sunday .....	May 19
Septuagesima Sunday .....	Jan. 27	Trinity Sunday .....	May 26
Sexagesima Sunday .....	Feb. 3	Corpus Christi .....	May 30
Quinquagesima Sunday .....	Feb. 10	Hebrew New Year (5668) .....	Sep. 9
Ash Wednesday .....	Feb. 13	First Sunday in Advent .....	Dec. 1
Quadragesima Sunday .....	Feb. 17	Christmas .....	Dec. 25
Purim .....	Feb. 28	Dominical Letter .....	F
Mid-Lent Sunday .....	Mar. 10	Solar Cycle .....	12
Palm Sunday .....	Mar. 24	Lunar Cycle (or Golden Number) .....	8
Good Friday .....	Mar. 29	Roman Indiction .....	5
Easter Sunday .....	Mar. 31	Epact (Moon's Age, Jan. 1) .....	16
Low Sunday .....	Apr. 7	Julian Period .....	6620
Rogation Sunday .....	May 5	Year of the World (Septuagint) .....	7415-7416
Ascension Day .....	May 9	Dionysian Period .....	236

## Moon's Phases.

1907.	D.	EASTERN TIME.	CENTRAL TIME.	MOUNTAIN TIME.	PACIFIC TIME.
		H. M.	H. M.	H. M.	H. M.
January.	Last Quarter.	7 9 47 morn.	8 47 morn.	7 47 morn.	6 47 morn.
	New Moon...	13 0 57 morn.*	11 57 eve.	10 57 eve.	9 57 eve.
	First Quarter.	21 3 42 morn.	2 42 morn.	1 42 morn.	0 42 morn.
	Full Moon....	29 8 45 morn. *14th	7 45 morn.	6 45 morn.	5 45 morn.
February.	Last Quarter.	5 7 52 eve.	6 52 eve.	5 52 eve.	4 52 eve.
	New Moon...	12 0 43 eve.	11 43 morn.	10 43 morn.	9 43 morn.
	First Quarter.	19 11 35 eve.	10 35 eve.	9 35 eve.	8 35 eve.
	Full Moon....	28 1 23 morn.	0 23 morn.	11 23 eve.* *27th	10 23 eve.* *27th
March.	Last Quarter.	7 3 42 morn.	2 42 morn.	1 42 morn.	0 42 morn.
	New Moon...	14 0 5 morn.	0 5 morn.	11 5 eve.*	10 5 eve.
	First Quarter.	21 8 10 eve.	7 10 eve.	6 10 eve.	5 10 eve.
	Full Moon....	29 2 44 eve.	1 44 eve.	0 44 eve. *13th	11 44 eve. *13th
April.	Last Quarter.	5 10 20 morn.	9 20 morn.	8 20 morn.	7 20 morn.
	New Moon...	12 2 6 eve.	1 6 eve.	0 6 eve.*	11 6 eve.
	First Quarter.	20 3 38 eve.	2 38 eve.	1 38 eve.	0 38 eve.
	Full Moon....	28 1 5 morn.	0 5 morn.	11 5 eve.* *27th	10 5 eve.* *27th
May.	Last Quarter.	4 4 53 eve.	3 53 eve.	2 53 eve.	1 53 eve.
	New Moon...	12 3 59 morn.	2 59 morn.	1 59 morn.	0 59 morn.
	First Quarter.	20 8 27 morn.	7 27 morn.	6 27 morn.	5 27 morn.
	Full Moon....	27 9 18 morn.	8 18 morn.	7 18 morn.	6 18 morn.
June.	Last Quarter.	2 0 19 morn.*	11 19 eve.	10 19 eve.	9 19 eve.
	New Moon...	10 6 50 eve.	5 50 eve.	4 50 eve.	3 50 eve.
	First Quarter.	18 9 55 eve.	8 55 eve.	7 55 eve.	6 55 eve.
	Full Moon....	25 4 27 eve. *3d	3 27 eve.	2 27 eve.	1 27 eve.
July.	Last Quarter.	2 9 34 morn.	8 34 morn.	7 34 morn.	6 34 morn.
	New Moon...	10 10 17 morn.	9 17 morn.	8 17 morn.	7 17 morn.
	First Quarter.	18 8 11 morn.	7 11 morn.	6 11 morn.	5 11 morn.
	Full Moon....	24 11 29 eve.	10 29 eve.	9 29 eve.	8 29 eve.
	Last Quarter.	31 9 25 eve.	8 25 eve.	7 25 eve.	6 25 eve.
August.	New Moon...	9 1 36 morn.	0 36 morn.	11 36 eve.*	10 36 eve.*
	First Quarter.	16 4 5 eve.	3 5 eve.	2 5 eve.	1 5 eve.
	Full Moon....	23 7 15 morn.	6 15 morn.	5 15 morn.	4 15 morn.
	Last Quarter.	30 0 28 eve.	11 28 morn.	10 28 morn. *8th	9 28 morn. *8th
September.	New Moon...	7 4 4 eve.	3 4 eve.	2 4 eve.	1 4 eve.
	First Quarter.	14 10 40 eve.	9 40 eve.	8 40 eve.	7 40 eve.
	Full Moon...	21 4 34 eve.	3 34 eve.	2 34 eve.	1 34 eve.
	Last Quarter.	29 6 37 morn.	5 37 morn.	4 37 morn.	3 37 morn.
October.	New Moon...	7 5 20 morn.	4 20 morn.	3 20 morn.	2 20 morn.
	First Quarter.	14 5 2 morn.	4 2 morn.	3 2 morn.	2 2 morn.
	Full Moon...	21 4 16 morn.	3 16 morn.	2 16 morn.	1 16 morn.
	Last Quarter.	29 2 51 morn.	1 51 morn.	0 51 morn.	11 51 eve.* *28.h
November.	New Moon...	5 5 39 eve.	4 39 eve.	3 39 eve.	2 39 eve.
	First Quarter.	12 0 14 eve.	11 14 morn.	10 14 morn.	9 14 morn.
	Full Moon...	19 7 4 eve.	6 4 eve.	5 4 eve.	4 4 eve.
	Last Quarter.	27 11 21 eve.	10 21 eve.	9 21 eve.	8 21 eve.
December.	New Moon...	5 5 22 morn.	4 22 morn.	3 22 morn.	2 22 morn.
	First Quarter.	11 9 16 eve.	8 16 eve.	7 16 eve.	6 16 eve.
	Full Moon...	19 0 55 eve.	11 55 morn.	10 55 morn.	9 55 morn.
	Last Quarter.	27 6 10 eve.	5 10 eve.	4 10 eve.	3 10 eve.



DAY OF YEAR.	DAY MO.	DAY OF WEEK.	January is named from Janus, an ancient Roman divinity, and was added to the Roman Calendar 713 B. C.	Chicago, Iowa, Neb., N.Y., Pa., S.Wis., S. Mich., N. Ill., Ind., O.			St. Louis, S. Ill., Va., Ky., Mo., Kan., Col., Cal., Ind., Ohio.			St. Paul, N. E. Wis. and Mich., N. E. New York, Minn., Or.		
				Sun rises	Sun sets.	Moon R.&S.	Sun rises	Sun sets.	Moon R.&S.	Sun rises	Sun sets.	Moon R.&S.
			<b>NOTED DEAD—1890-1905.</b>	H.M.	H.M.	H.M.	H.M.	H.M.	H.M.	H.M.	H.M.	H.M.
1	1	Tu.	John I. Blair, 1896.....	7 29	4 38	6 34	7 19	4 48	6 41	7 39	4 28	6 27
2	2	We.	Ignatius Donnelly, 1901.....	7 29	4 39	7 32	7 19	4 49	7 38	7 39	4 29	7 26
3	3	Th.	Emile de Laveleye, 1892.....	7 29	4 40	8 32	7 19	4 50	8 38	7 39	4 30	8 28
4	4	Fri.	Admiral von Stosch, 1896.....	7 29	4 40	9 34	7 19	4 50	9 38	7 39	4 31	9 32
5	5	Sat.	Praxedes M. Sagasta, 1903.....	7 29	4 41	10 38	7 19	4 51	10 40	7 39	4 32	10 37
6	6	SUN.	Philip D. Armour, 1901.....	7 29	4 42	11 44	7 19	4 52	11 44	7 39	4 33	11 45
7	7	Mo.	Jean de Bloch, 1902.....	7 29	4 43	morn	7 19	4 53	morn	7 39	4 34	morn
8	8	Tu.	Paul Verlaine, 1896.....	7 29	4 44	0 51	7 19	4 54	0 49	7 38	4 35	0 54
9	9	We.	Louise Michel, 1905.....	7 28	4 45	2 1	7 19	4 55	1 57	7 38	4 36	2 5
10	10	Th.	Gen. B. Ludlow, 1898.....	7 28	4 46	3 12	7 19	4 56	3 7	7 38	4 37	3 19
11	11	Fri.	Gen. B. F. Butler, 1893.....	7 28	4 47	4 25	7 19	4 57	4 18	7 38	4 38	4 33
12	12	Sat.	Norvin Green, 1893.....	7 28	4 48	5 37	7 19	4 58	5 29	7 37	4 39	5 46
13	13	SUN.	Nelson Dingley, 1894.....	7 27	4 49	sets	7 18	4 59	sets	7 37	4 41	sets
14	14	Mo.	Cardinal Manning, 1892.....	7 27	4 51	5 37	7 18	5 0	5 44	7 36	4 42	5 30
15	15	Tu.	John W. Root, 1891.....	7 26	4 52	6 48	7 18	5 1	6 54	7 36	4 43	6 42
16	16	We.	Gen. Rufus Ingalls, 1893.....	7 26	4 53	7 58	7 17	5 2	8 2	7 35	4 44	7 53
17	17	Th.	Rutherford B. Hayes, 1893.....	7 26	4 54	9 6	7 17	5 3	9 9	7 35	4 45	9 4
18	18	Fri.	Abram S. Hewitt, 1903.....	7 25	4 55	10 13	7 17	5 5	10 14	7 34	4 47	10 13
19	19	Sat.	George H. Liddell, 1898.....	7 25	4 57	11 17	7 16	5 6	11 16	7 34	4 48	11 18
20	20	SUN.	John Ruskin, 1900.....	7 24	4 58	morn	7 16	5 7	morn	7 33	4 49	morn
21	21	Mo.	Elisha Gray, 1901.....	7 24	4 59	0 19	7 15	5 8	0 17	7 32	4 50	0 22
22	22	Tu.	Queen Victoria, 1901.....	7 23	5 0	1 18	7 15	5 9	1 15	7 31	4 51	1 23
23	23	We.	Phillips Brooks, 1893.....	7 22	5 1	2 17	7 14	5 10	2 12	7 31	4 52	2 24
24	24	Th.	Adam Forepaugh, 1890.....	7 22	5 3	3 15	7 14	5 11	3 9	7 30	4 55	3 23
25	25	Fri.	Str F. Leighton, 1896.....	7 21	5 4	4 11	7 13	5 12	4 4	7 29	4 56	4 20
26	26	Sat.	Gen. Abner Doubleday, 1893.....	7 20	5 5	5 5	7 12	5 13	4 57	7 28	4 57	5 15
27	27	SUN.	J. G. Blaine, 1893; Verdi, 1901.....	7 19	5 6	6 55	7 12	5 14	5 47	7 27	4 59	6 5
28	28	Mo.	Marshal Canrobert, 1895.....	7 18	5 7	6 42	7 11	5 16	6 34	7 26	5 0	6 52
29	29	Tu.	William Windom, 1891.....	7 18	5 9	rises	7 10	5 17	rises	7 25	5 2	rises
30	30	We.	Count Andrassy, 1900.....	7 17	5 10	6 26	7 9	5 18	6 31	7 24	5 3	6 21
31	31	Th.	Melssontier, 1891.....	7 16	5 11	7 28	7 8	5 19	7 32	7 23	5 4	7 24

DAY OF YEAR.	DAY MO.	DAY OF WEEK.	February is named from Roman divinity Februs (Pluto), or Februa (Juno), and was added to the Roman Calendar about 713 B. C.	Chicago, Iowa, Neb., N.Y., Pa., S.Wis., S. Mich., N. Ill., Ind., O.			St. Louis, S. Ill., Va., Ky., Mo., Kan., Col., Cal., Ind., Ohio.			St. Paul, N. E. Wis. and Mich., N. E. New York, Minn., Or.		
				Sun rises	Sun sets.	Moon R.&S.	Sun rises	Sun sets.	Moon R.&S.	Sun rises	Sun sets.	Moon R.&S.
			<b>NOTED DEAD—1890-1905.</b>	H.M.	H.M.	H.M.	H.M.	H.M.	H.M.	H.M.	H.M.	H.M.
32	1	Fri.	Cardinal Jacobini, 1900.....	7 15	5 12	8 31	7 7	5 20	8 34	7 22	5 7	8 30
33	2	Sat.	William C. Whitney, 1904.....	7 14	5 14	9 36	7 7	5 22	9 37	7 20	5 7	9 36
34	3	SUN.	George W. Childs, 1894.....	7 12	5 15	10 43	7 6	5 23	10 42	7 19	5 9	10 45
35	4	Mo.	Alice Atherton, 1894.....	7 11	5 17	11 50	7 5	5 24	11 47	7 18	5 10	11 54
36	5	Tu.	Addison C. Cammack, 1901.....	7 10	5 18	morn	7 4	5 25	morn	7 17	5 12	morn
37	6	We.	Gen. John A. Gibbon, 1896.....	7 9	5 19	0 59	7 3	5 26	0 53	7 15	5 13	1 5
38	7	Th.	William H. English, 1896.....	7 8	5 21	2 10	7 2	5 27	2 4	7 14	5 15	2 18
39	8	Fri.	Gen. John R. Lewis, 1900.....	7 6	5 22	3 20	7 0	5 28	3 13	7 12	5 16	3 29
40	9	Sat.	Adolf Menzel, 1905.....	7 5	5 24	4 26	6 59	5 29	4 18	7 11	5 18	4 36
41	10	SUN.	Albert D. Shaw, 1901.....	7 4	5 25	5 27	6 59	5 30	5 19	7 10	5 19	5 37
42	11	Mo.	Ferdinand Fabre, 1893.....	7 3	5 26	6 22	6 58	5 32	6 15	7 8	5 21	6 31
43	12	Tu.	Gen. Joseph O. Shelby, 1893.....	7 3	5 27	sets	6 57	5 33	sets	7 7	5 22	sets
44	13	We.	Hans von Bulow, 1891.....	7 0	5 29	6 44	6 56	5 34	6 47	7 4	5 24	6 40
45	14	Th.	Gen. William T. Sherman, 1891.....	6 59	5 30	7 53	6 54	5 36	7 55	6 47	5 25	7 52
46	15	Fri.	Marcus A. Hanna, 1901.....	6 58	5 31	9 0	6 53	5 36	9 0	6 4	5 26	9 1
47	16	Sat.	Jay Cooke, 1905.....	6 57	5 32	10 4	6 52	5 37	10 2	6 1	5 28	10 6
48	17	SUN.	Frances E. Willard, 1898.....	6 55	5 34	11 6	6 51	5 38	11 3	6 59	5 29	11 10
49	18	Mo.	Dr. L. H. Steiner, 1892.....	6 54	5 35	morn	6 49	5 40	morn	6 58	5 31	morn
50	19	Tu.	J. G. Biggar, 1890.....	6 52	5 37	0 6	6 48	5 41	0 2	6 56	5 32	0 12
51	20	We.	Frederick Douglass, 1895.....	6 51	5 38	1 5	6 47	5 42	1 0	6 54	5 33	1 13
52	21	Th.	Edgar W. Nye, 1896.....	6 49	5 39	2 6	6 46	5 43	1 5	6 53	5 35	2 11
53	22	Fri.	John Jacob Astor, 1890.....	6 48	5 40	2 57	6 44	5 44	2 49	6 51	5 36	3 7
54	23	Sat.	Rufus Hatch, 1893.....	6 46	5 42	3 48	6 43	5 45	3 40	6 50	5 38	3 58
55	24	SUN.	Archduke Albert (Aus.), 1895.....	6 45	5 43	4 36	6 41	5 46	4 28	6 48	5 39	4 46
56	25	Mo.	Steele Muckare, 1894.....	6 43	5 44	5 21	6 40	5 47	5 13	6 46	5 40	5 30
57	26	Tu.	Gen. Patrick Walsh, 1900.....	6 42	5 45	6 0	6 39	5 49	5 54	6 45	5 42	6 8
58	27	We.	William M. Singlerly, 1898.....	6 40	5 46	rises	6 37	5 50	rises	6 43	5 43	rises
59	28	Th.	William M. Everts, 1901.....	6 39	5 48	6 21	6 36	5 51	6 24	6 42	5 45	6 19

3d MONTH.

MARCH.

31 DAYS.

DAY OF YEAR.	DAY MO.	DAY OF WEEK.	March was named from Mars, the god of war. It was the first month of the Roman year.	Chicago, Iowa,			St. Louis, S. Ill.,			St. Paul, N. E.		
				Sun rises	Sun sets.	Moon R. & S.	Sun rises	Sun sets.	Moon R. & S.	Sun rises	Sun sets.	Moon R. & S.
60	1	Fri.	William F. Poole, 1894.....	6 37	5 49	7 27	H. M.	H. M.	H. M.	H. M.	H. M.	H. M.
61	2	Sat.	Gen. Jubal Early, 1894.....	6 36	5 50	8 35	6 35	5 52	7 28	6 40	5 46	7 27
62	3	Sun.	Prof. J. S. Blackie, 1895.....	6 34	5 51	9 43	6 33	5 53	8 34	6 38	5 47	8 37
63	4	Mo.	Noah Porter, 1892.....	6 32	5 52	10 51	6 30	5 54	9 40	6 36	5 49	9 46
64	5	Tu.	Hippolyte A. Taine, 1893.....	6 31	5 51	morn	6 29	5 56	11 56	6 33	5 52	morn
65	6	We.	Edwards Pierrepont, 1892.....	6 29	5 55	0 1	6 27	5 57	morn	6 31	5 53	0 9
66	7	Th.	James H. McVicker, 1896.....	6 27	5 56	1 10	6 26	5 58	1 3	6 29	5 54	1 19
67	8	Fr.	Paul L. Ford, 1902.....	6 25	5 57	2 17	6 24	5 59	2 9	6 27	5 55	2 27
68	9	Sat.	Edward J. Phelps, 1900.....	6 24	5 58	3 19	6 23	6 0	3 11	6 26	5 57	3 29
69	10	Sun.	Charles F. Worth, 1895.....	6 22	6 0	4 13	6 21	6 0	4 5	6 24	5 58	4 22
70	11	Mo.	Henry Drummond, 1897.....	6 21	6 1	5 0	6 20	6 2	4 53	6 22	5 59	5 8
71	12	Tu.	John P. Altgeld, 1902.....	6 19	6 2	5 42	6 18	6 3	5 37	6 20	6 0	5 49
72	13	We.	Benjamin Harrison, 1901.....	6 17	6 3	sets	6 17	6 4	sets	6 18	6 2	sets
73	14	Th.	Dr. L. Windthorst, 1891.....	6 16	6 4	6 39	6 15	6 5	6 40	6 17	6 3	6 39
74	15	Fr.	Sir Henry B. W. Brand, 1892.....	6 14	6 5	7 46	6 14	6 6	7 45	6 15	6 5	7 48
75	16	Sat.	Joseph Medill, 1899.....	6 13	6 6	8 50	6 12	6 7	8 47	6 13	6 6	8 53
76	17	Sun.	Max Strakosch, 1892.....	6 11	6 7	9 52	6 11	6 8	9 48	6 11	6 7	9 58
77	18	Mo.	Prof. O. C. Marsh, 1899.....	6 9	6 8	10 53	6 9	6 9	10 48	6 9	6 8	11 0
78	19	Tu.	Maj.-Gen. George Crook, 1890.....	6 7	6 9	11 52	6 8	6 10	11 45	6 7	6 10	morn
79	20	We.	Louis Kossuth, 1894.....	6 6	6 11	morn	6 6	6 11	morn	6 6	6 11	0 0
80	21	Th.	Gen. Joseph E. Johnston, 1891.....	6 4	6 12	0 48	6 4	6 12	0 40	6 3	6 12	0 57
81	22	Fr.	William Q. Judge, 1896.....	6 2	6 13	1 41	6 2	6 13	1 33	6 1	6 13	1 51
82	23	Sat.	Koloman de Tisza, 1902.....	6 0	6 14	2 30	6 0	6 14	2 22	5 59	6 14	2 40
83	24	Sun.	Jules Verne, 1905.....	5 58	6 15	3 15	5 59	6 15	3 7	5 58	6 16	3 25
84	25	Mo.	Sir Edwin Arnold, 1904.....	5 57	6 16	3 56	5 58	6 16	3 49	5 56	6 17	4 5
85	26	Tu.	Cecil Rhodes, 1902.....	5 55	6 17	4 32	5 56	6 17	4 26	5 54	6 18	4 40
86	27	We.	Gen. Jonbert, 1900.....	5 53	6 18	5 6	5 55	6 18	5 2	5 52	6 19	5 12
87	28	Th.	Anton Seidl, 1898.....	5 51	6 19	5 38	5 53	6 19	5 35	5 50	6 21	5 42
88	29	Fr.	Dr. Howard Crosby, 1898.....	5 50	6 20	rises	5 52	6 19	rises	5 48	6 22	rises
89	30	Sat.	Archibald Forbes, 1900.....	5 48	6 27	7 29	5 50	6 20	7 27	5 46	6 24	7 32
90	31	Sun.	Hiram Berdan, 1893.....	5 47	6 28	8 41	5 49	6 21	8 37	5 44	6 25	8 45

4th MONTH.

APRIL.

30 DAYS.

DAY OF YEAR.	DAY MO.	DAY OF WEEK.	April was named from <i>aperire</i> (to open), the season when buds open.	Chicago, Iowa,			St. Louis, S. Ill.,			St. Paul, N. E.		
				Sun rises	Sun sets.	Moon R. & S.	Sun rises	Sun sets.	Moon R. & S.	Sun rises	Sun sets.	Moon R. & S.
91	1	Mo.	Sir John Stainer, 1901.....	5 45	6 24	9 52	5 47	6 22	9 47	5 42	6 26	9 59
92	2	Tu.	Johannes Brahms, 1897.....	5 43	6 25	11 3	5 46	6 23	10 56	5 40	6 27	11 12
93	3	We.	D'Oyley Carte, 1901.....	5 41	6 26	morn	5 44	6 24	morn	5 39	6 29	morn
94	4	Th.	Osman Pasha, 1900.....	5 40	6 28	0 11	5 42	6 25	0 3	5 37	6 30	0 21
95	5	Fr.	Duke de Noailles, 1895.....	5 38	6 29	1 14	5 40	6 26	1 6	5 35	6 31	1 24
96	6	Sat.	Bishop W. T. Kipp, 1893.....	5 36	6 30	2 11	5 38	6 27	2 3	5 33	6 32	2 21
97	7	Sun.	P. T. Barnum, 1891.....	5 34	6 31	3 0	5 37	6 28	2 53	5 31	6 33	3 9
98	8	Mo.	Edward de Pressense, 1891.....	5 33	6 32	3 41	5 36	6 29	3 35	5 30	6 35	3 49
99	9	Tu.	Stephen J. Field, 1899.....	5 31	6 33	4 17	5 34	6 30	4 13	5 28	6 36	4 23
100	10	We.	D. W. Voorhees, 1897.....	5 30	6 34	4 50	5 33	6 31	4 47	5 26	6 37	4 54
101	11	Th.	Wade Hampton, 1902.....	5 28	6 35	5 19	5 31	6 32	5 18	5 24	6 38	5 21
102	12	Fr.	T. De Witt Talmage, 1902.....	5 26	6 36	sets	5 30	6 33	sets	5 22	6 40	sets
103	13	Sat.	Samuel J. Randall, 1890.....	5 25	6 37	7 39	5 28	6 34	7 35	5 21	6 41	7 43
104	14	Sun.	Zebulon B. Vance, 1894.....	5 23	6 38	8 39	5 27	6 35	8 35	5 19	6 42	8 46
105	15	Mo.	Amelia B. Edwards, 1892.....	5 22	6 39	9 39	5 26	6 36	9 33	5 17	6 43	9 47
106	16	Tu.	Samuel Smiles, 1904.....	5 20	6 40	10 37	5 24	6 37	10 30	5 15	6 44	10 46
107	17	We.	Lucy Larcom, 1893.....	5 18	6 41	11 32	5 22	6 38	11 24	5 14	6 46	11 42
108	18	Th.	Gen. Crespo, 1898.....	5 17	6 42	morn	5 21	6 39	morn	5 12	6 47	morn
109	19	Fr.	Admiral A. Taylor, 1891.....	5 15	6 44	0 24	5 19	6 40	0 15	5 11	6 49	0 34
110	20	Sat.	Frank R. Stockton, 1902.....	5 14	6 45	1 11	5 18	6 41	1 3	5 9	6 50	1 21
111	21	Sun.	Leon Say, 1896.....	5 12	6 46	1 53	5 16	6 42	1 45	5 7	6 51	2 2
112	22	Mo.	W. S. Holtman, 1897.....	5 11	6 47	2 30	5 16	6 43	2 24	5 5	6 52	2 38
113	23	Tu.	Joseph Jefferson, 1905.....	5 9	6 48	3 4	5 14	6 44	2 59	5 4	6 54	3 11
114	24	We.	Count von Moltke, 1891.....	5 8	6 49	3 36	5 13	6 45	3 33	5 2	6 55	3 41
115	25	Th.	Grand Duke Nicholas, 1891.....	5 6	6 50	4 7	5 11	6 46	4 5	5 0	6 56	4 10
116	26	Fr.	Sir Henry Parkes, 1894.....	5 5	6 51	4 35	5 10	6 47	4 35	4 59	6 57	4 36
117	27	Sat.	Gen. John M. Corse, 1895.....	5 4	6 52	rises	5 9	6 48	rises	4 57	6 58	rises
118	28	Sun.	Prince Korsakoff, 1893.....	5 2	6 53	7 32	5 8	6 48	7 28	4 56	7 0	7 38
119	29	Mo.	Stuart Robson, 1903.....	5 1	6 55	8 47	5 6	6 49	8 41	4 54	7 1	8 55
120	30	Tu.	Dr. H. C. Nicholson, 1896.....	4 59	6 56	9 59	5 5	6 50	9 51	4 53	7 2	10 8

DAY OF YEAR.	DAY OF WEEK.	MAY 1 <sup>st</sup> from the Latin <i>Maius</i> , the growing month.	Chicago, Iowa, Neb., N. Y., Pa., S. Wis., S. Mich. N. Ill., Ind., O.			St. Louis, S. Ill., Va., Ky., Mo., Kan., Col., Cal., Ind., Ohio.			St. Paul, N.E. Wis. and Mich., N.E. New York, Minn., Or.		
			Sun rises	Sun sets.	R.&S.	Sun rises	Sun sets.	R.&S.	Sun rises	Sun sets.	R.&S.
			H. M.	H. M.	H. M.	H. M.	H. M.	H. M.	H. M.	H. M.	H. M.
121	We.	Antonin Dvorak, 1904.....	4 58	6 57	11 7	4 56	6 51	10 58	4 51	7 3	11 17
122	Th.	Amos J. Cummings, 1902.....	4 57	6 58	morn	5 5	6 52	11 59	4 50	7 4	morn
123	Fri.	Johann Strauss, 1830.....	4 55	6 59	0 8	5 5	6 53	morn	4 48	7 6	0 18
124	Sat.	Potter Palmer, 1902.....	4 54	7 0	1 0	5 0	6 54	0 52	4 47	7 7	1 9
125	SUN.	Maurus Jokal, 1904.....	4 52	7 1	1 44	4 59	6 55	1 38	4 45	7 8	1 52
126	Mo.	William T. Sampson, 1902.....	4 51	7 2	2 21	4 58	6 56	2 16	4 44	7 9	2 28
127	Tu.	Ward H. Lamou, 1893.....	4 50	7 3	2 55	4 57	6 57	2 51	4 43	7 10	2 59
128	We.	Manuel Gonzales, 1893.....	4 49	7 4	3 24	4 56	6 58	3 22	4 41	7 12	3 27
129	Th.	Madame Blavatsky, 1891.....	4 47	7 5	3 51	4 55	6 59	3 51	4 40	7 13	3 52
130	Fri.	Henry M. Stanley, 1904.....	4 46	7 6	4 17	4 54	7 0	4 19	4 39	7 14	4 16
131	Sat.	Henry C. Bunner, 1896.....	4 45	7 7	sets	4 53	7 1	sets	4 38	7 15	sets
132	SUN.	Roswell P. Flower, 1899.....	4 44	7 8	8 29	4 52	7 2	8 23	4 37	7 16	7 37
133	Mo.	W. N. Haldeman, 1902.....	4 43	7 9	8 29	4 51	7 2	8 22	4 35	7 18	8 38
134	Tu.	Max Maratzeck, 1897.....	4 42	7 10	9 26	4 50	7 3	9 18	4 34	7 19	9 26
135	We.	Edouard Remenyi, 1898.....	4 41	7 11	10 19	4 49	7 4	10 10	4 33	7 20	10 29
136	Th.	Judge T. Drummond, 1890.....	4 40	7 12	11 7	4 48	7 5	10 58	4 32	7 21	11 17
137	Fri.	Edwin F. Uhl, 1901.....	4 39	7 13	11 51	4 47	7 6	11 43	4 31	7 22	morn
138	Sat.	Kate Field, 1896.....	4 38	7 14	morn	4 46	7 7	morn	4 29	7 23	0 1
139	SUN.	William E. Gladstone, 1898.....	4 37	7 15	0 30	4 45	7 8	0 23	4 28	7 24	0 39
140	Mo.	Edmund H. Yates, 1894.....	4 36	7 16	1 4	4 44	7 9	0 58	4 27	7 25	1 12
141	Tu.	Albion Tourgee, 1905.....	4 35	7 17	1 35	4 43	7 9	1 31	4 26	7 26	1 41
142	We.	Edward Bellamy, 1898.....	4 34	7 18	2 6	4 43	7 10	2 34	4 25	7 27	2 10
143	Th.	Lucius Fairchild, 1896.....	4 33	7 19	2 35	4 42	7 11	2 34	4 25	7 28	2 37
144	Fri.	Paul Blouet (Max O'Rell), 1903.....	4 33	7 20	3 4	4 41	7 12	3 5	4 24	7 29	3 4
145	Sat.	Rosa Bonheur, 1899.....	4 32	7 21	3 34	4 40	7 13	3 37	4 23	7 30	3 32
146	SUN.	Benjamin Constant, 1902.....	4 31	7 22	4 9	4 40	7 14	4 13	4 22	7 31	4 5
147	Mo.	Bishop James O'Connor, 1890.....	4 30	7 23	rises	4 39	7 14	rises	4 21	7 32	rises
148	Tu.	Walter G. Gresham, 1895.....	4 30	7 24	8 49	4 39	7 15	8 41	4 21	7 33	8 59
149	We.	Lyon Playfair, 1898.....	4 29	7 24	9 58	4 38	7 16	9 47	4 20	7 34	10 6
150	Th.	Sylvester Pennoyer, 1902.....	4 29	7 25	10 54	4 38	7 17	10 46	4 19	7 35	11 4
151	Fri.	Col. William G. Rankin, 1891.....	4 28	7 26	11 43	4 37	7 18	11 36	4 18	7 36	11 52

DAY OF YEAR.	DAY OF WEEK.	June traced to Juno, the queen of heaven, who was thought to preside over marriages.	Chicago, Iowa, Neb., N. Y., Pa., S. Wis., S. Mich. N. Ill., Ind. O.			St. Louis, S. Ill., Va., Ky., Mo., Kan., Col., Cal., Ind., Ohio.			St. Paul, N.E. Wis. and Mich., N.E. New York, Minn., Or.		
			Sun rises	Sun sets.	R.&S.	Sun rises	Sun sets.	R.&S.	Sun rises	Sun sets.	R.&S.
			H. M.	H. M.	H. M.	H. M.	H. M.	H. M.	H. M.	H. M.	H. M.
152	Sat.	Emily Faithfull, 1895.....	4 28	7 27	morn	4 37	7 18	morn	4 18	7 37	morn
153	SUN.	James A. Herne, 1901.....	4 27	7 28	0 23	4 36	7 19	0 18	4 17	7 37	0 30
154	Mo.	Benson J. Lossing, 1891.....	4 27	7 28	0 57	4 36	7 20	0 54	4 17	7 38	1 3
155	Tu.	Austin Corbin, 1896.....	4 26	7 29	1 28	4 34	7 20	1 26	4 16	7 39	1 31
156	We.	Stephen Crane, 1900.....	4 26	7 30	1 56	4 35	7 21	1 55	4 16	7 40	1 57
157	Th.	Sir John Macdonald, 1901.....	4 26	7 31	2 22	4 35	7 22	2 24	4 15	7 41	2 22
158	Fri.	Edwin Booth, 1893.....	4 26	7 31	2 49	4 35	7 22	2 52	4 15	7 42	2 47
159	Sat.	Frank Mayo, 1896.....	4 25	7 32	3 18	4 34	7 23	3 22	4 14	7 42	3 14
160	SUN.	Sir Walter Besant, 1901.....	4 25	7 32	3 49	4 34	7 23	3 55	4 14	7 43	3 43
161	Mo.	Lawrence Hutton, 1904.....	4 25	7 33	sets	4 34	7 24	sets	4 14	7 44	sets
162	Tu.	Col. L. H. Polk, 1892.....	4 25	7 34	8 14	4 34	7 24	8 5	4 14	7 44	8 24
163	We.	Isaac H. Maynard, 1896.....	4 25	7 34	9 4	4 34	7 25	8 55	4 13	7 45	9 14
164	Th.	Truman H. Safford, 1901.....	4 24	7 35	9 49	4 34	7 25	9 41	4 13	7 45	9 59
165	Fri.	Mrs. W. E. Gladstone, 1900.....	4 24	7 35	10 29	4 34	7 26	10 22	4 13	7 46	10 38
166	Sat.	"Fritz" Emmett, 1891.....	4 24	7 36	11 5	4 34	7 26	10 59	4 13	7 46	11 13
167	SUN.	Prince de Joinville, 1900.....	4 24	7 36	11 37	4 34	7 27	11 32	4 13	7 47	11 44
168	Mo.	Father S. Knelp, 1897.....	4 24	7 36	morn	4 34	7 27	morn	4 14	7 47	morn
169	Tu.	Hazen S. Pingree, 1901.....	4 24	7 37	0 8	4 34	7 27	0 4	4 14	7 48	0 12
170	We.	Gen. J. B. Turebin, 1901.....	4 24	7 37	0 36	4 34	7 28	0 34	4 14	7 48	0 39
171	Th.	Leland Stanford, 1893.....	4 24	7 37	1 4	4 34	7 28	1 4	4 14	7 48	1 5
172	Fri.	Franz von Suppe, 1895.....	4 24	7 37	1 33	4 34	7 28	1 35	4 14	7 48	1 32
173	Sat.	Benjamin H. Bristow, 1896.....	4 25	7 37	2 4	4 34	7 28	2 8	4 15	7 49	2 2
174	SUN.	Henry B. Plant, 1899.....	4 25	7 38	2 40	4 35	7 29	2 45	4 15	7 49	2 35
175	Mo.	President Carnot, 1894.....	4 26	7 38	3 22	4 35	7 29	3 29	4 15	7 49	3 15
176	Tu.	Mrs. M. Oliphant, 1897.....	4 26	7 38	rises	4 35	7 29	rises	4 15	7 49	rises
177	We.	Joseph Ladue, 1901.....	4 26	7 38	8 40	4 35	7 29	8 31	4 15	7 49	8 50
178	Th.	Col. John T. Brady, 1891.....	4 26	7 38	9 35	4 36	7 29	9 27	4 16	7 49	9 44
179	Fri.	Sir Wyndham Hornby, 1899.....	4 27	7 39	10 20	4 36	7 29	10 14	4 16	7 49	10 28
180	Sat.	Thomas H. Huxley, 1894.....	4 27	7 39	10 57	4 36	7 29	10 53	4 16	7 49	11 34
181	SUN.	Thomas J. Drexel, 1893.....	4 27	7 39	11 30	4 37	7 29	11 27	4 17	7 49	11 34

7th MONTH.

JULY.

31 DAYS.

Table with columns for Day of Year, Day of Week, Noted Dead (1890-1905), and four columns of sunrise/sunset data for Chicago, St. Louis, and St. Paul.

8th MONTH.

AUGUST.

31 DAYS.

Table with columns for Day of Year, Day of Week, Noted Dead (1890-1905), and four columns of sunrise/sunset data for Chicago, St. Louis, and St. Paul.

DAY OF YEAR.	DAY MO.	DAY OF WEEK.	September, from <i>Septem</i> (seventh), as it was the seventh Roman month.	Chicago, Iowa, Neb., N.Y., Pa., S.Wis., S. Mich. N. Ill., Ind., O.			St. Louis, S. Ill., Va., Ky., Mo., Kan., Col., Cal., Ind., Ohio.			St. Paul, N.E. Wis. and Mich., N.E. New York, Minn., Or.		
				Sun rises	Sun sets.	Moon R.&S.	Sun rises	Sun sets.	Moon R.&S.	Sun rises	Sun sets.	Moon R.&S.
NOTED DEAD—1890-1905.				H. M.	H. M.	H. M.	H. M.	H. M.	H. M.	H. M.	H. M.	
244	1	SUN.	Gen. N. P. Banks, 1894.	5 24	6 36	morn	5 27	6 32	morn	5 21	6 40	
245	1	Mo.	Wilford Woodruff, 1898.	5 25	6 35	0 21	5 28	6 31	0 30	5 22	6 38	
246	2	Tu.	Edward Eggleston, 1902.	5 26	6 33	1 10	5 29	6 29	1 19	5 23	6 36	
247	3	We.	Alexandre Chatrian, 1890.	5 27	6 31	2 3	5 30	6 27	2 11	5 24	6 34	
248	4	Th.	Rudolph Virchow, 1902.	5 28	6 30	3 0	5 31	6 26	3 7	5 26	6 33	
249	5	Fri.	George B. Goode, 1896.	5 29	6 28	4 1	5 32	6 24	4 7	5 27	6 31	
250	6	Sat.	John Greenleaf Whittier, 1892.	5 30	6 27	sets	5 33	6 23	sets	5 28	6 29	
251	7	SUN.	Geo. C. Lorimer, 1904.	5 31	6 25	7 13	5 34	6 21	7 11	5 29	6 27	
252	8	Mo.	Jules Grevy, 1891.	5 32	6 23	7 41	5 34	6 20	7 41	5 30	6 25	
253	9	Tu.	Empress Elizabeth, 1898.	5 33	6 21	8 8	5 35	6 18	8 10	5 32	6 24	
254	10	We.	William Saunders, 1900.	5 35	6 20	8 37	5 36	6 17	8 41	5 33	6 22	
255	11	Th.	Cornelius Vanderbilt, 1899.	5 36	6 18	9 11	5 37	6 15	9 16	5 34	6 20	
256	12	Fri.	James Lewis, 1896.	5 37	6 16	9 49	5 38	6 14	9 56	5 35	6 18	
257	13	Sat.	William McKinley, 1901.	5 38	6 14	10 33	5 39	6 12	10 41	5 36	6 16	
258	14	SUN.	Horace Gray, 1902.	5 39	6 12	11 25	5 40	6 11	11 33	5 37	6 14	
259	15	Mo.	Thomas H. Watts, 1892.	5 40	6 11	morn	5 41	6 9	morn	5 38	6 12	
260	16	Tu.	Dr. John Hall, 1898.	5 41	6 9	0 25	5 42	6 7	0 34	5 39	6 10	
261	17	We.	Winnie Davis, 1898.	5 42	6 7	1 32	5 43	6 6	1 40	5 40	6 8	
262	18	Th.	Queen of Belgium, 1902.	5 43	6 5	2 44	5 44	6 4	2 50	5 41	6 6	
263	19	Fri.	Charles C. Delmonico, 1901.	5 44	6 3	3 59	5 45	6 2	4 3	5 43	6 5	
264	20	Sat.	Stephen M. White, 1901.	5 45	6 2	rises	5 45	6 1	rises	5 44	6 3	
265	21	SUN.	Gen. Bourbaki, 1897.	5 46	6 0	6 52	5 46	5 59	6 52	5 45	6 1	
266	22	Mo.	Gen. John Pope, 1892.	5 47	5 58	7 21	5 47	5 58	7 23	5 46	5 59	
267	23	Tu.	P. S. Gilmore, 1892.	5 48	5 56	7 51	5 48	5 56	7 54	5 47	5 57	
268	24	We.	John M. Palmer, 1900.	5 49	5 55	8 22	5 49	5 54	8 27	5 49	5 55	
269	25	Th.	Lafacadio Hearn, 1904.	5 50	5 53	8 56	5 50	5 53	9 3	5 50	5 53	
270	26	Fri.	Abram Duryea, 1890.	5 51	5 52	9 33	5 51	5 51	9 41	5 51	5 51	
271	27	Sat.	Abbie Goodsell, 1893.	5 52	5 50	10 14	5 52	5 49	10 23	5 52	5 49	
272	28	SUN.	Emile Zola, 1902.	5 53	5 48	11 1	5 52	5 48	11 19	5 54	5 47	
273	29	Mo.	George F. Hoar, 1904.	5 54	5 46	11 53	5 53	5 46	11 53	5 55	5 46	

DAY OF YEAR.	DAY MO.	DAY OF WEEK.	October was formerly the eighth month, and hence the name from <i>Octo</i> (eighth).	Chicago, Iowa, Neb., N.Y., Pa., S.Wis., S. Mich. N. Ill., Ind., O.			St. Louis, S. Ill., Va., Ky., Mo., Kan., Col., Cal., Ind., Ohio.			St. Paul, N.E. Wis. and Mich., N.E. New York, Minn., Or.		
				Sun rises	Sun sets.	Moon R.&S.	Sun rises	Sun sets.	Moon R.&S.	Sun rises	Sun sets.	Moon R.&S.
NOTED DEAD—1890-1905.				H. M.	H. M.	H. M.	H. M.	H. M.	H. M.	H. M.	H. M.	
274	1	Tu.	Prof. Benj. Jowett, 1893.	5 56	5 45	morn	5 54	5 45	0 2	5 57	5 44	
275	2	We.	Joseph Ernest Renan, 1892.	5 57	5 43	0 49	5 55	5 44	0 57	5 58	5 42	
276	3	Th.	David Swing, 1894.	5 58	5 41	1 48	5 56	5 42	1 54	5 59	5 40	
277	4	Fri.	F. A. Bartholdi, 1904.	5 59	5 39	2 49	5 57	5 40	2 54	6 0	5 38	
278	5	Sat.	James Harlan, 1899.	6 0	5 38	3 51	5 58	5 39	3 55	6 2	5 36	
279	6	SUN.	Alfred Tenyson, 1893.	6 1	5 36	4 55	5 59	5 37	4 56	6 3	5 34	
280	7	Mo.	Oliver Wendell Holmes, 1894.	6 2	5 35	sets	6 0	5 36	sets	6 4	5 32	
281	8	Tu.	George DuMaurier, 1896.	6 3	5 33	6 39	6 1	5 34	6 42	6 5	5 30	
282	9	We.	Marquis of Bute, 1900.	6 4	5 31	7 12	6 2	5 33	7 16	6 6	5 28	
283	10	Th.	Peter E. Studebaker, 1897.	6 5	5 29	7 48	6 3	5 31	7 54	6 8	5 27	
284	11	Fri.	George W. Carleton, 1901.	6 7	5 28	8 30	6 4	5 30	8 38	6 9	5 25	
285	12	Sat.	Senator C. H. Jones, 1897.	6 8	5 26	9 19	6 5	5 28	9 28	6 10	5 23	
286	13	SUN.	Henry Irving, 1905.	6 9	5 24	10 17	6 6	5 27	10 26	6 11	5 21	
287	14	Mo.	Charles Doty Bates, 1895.	6 10	5 22	11 23	6 7	5 25	11 31	6 13	5 19	
288	15	Tu.	Rowland E. Robinson, 1900.	6 11	5 21	morn	6 8	5 24	morn	6 14	5 18	
289	16	We.	John T. Harris, 1899.	6 13	5 19	0 32	6 9	5 22	0 39	6 16	5 16	
290	17	Th.	Charles A. Dana, 1897.	6 14	5 18	1 43	6 10	5 21	1 48	6 17	5 14	
291	18	Fri.	Charles F. Gounod, 1893.	6 15	5 16	2 54	6 11	5 19	2 52	6 18	5 12	
292	19	Sat.	George M. Pullman, 1897.	6 16	5 15	4 4	6 12	5 18	4 4	6 19	5 11	
293	20	SUN.	James A. Froude, 1894.	6 17	5 13	5 13	6 13	5 16	5 13	6 21	5 9	
294	21	Mo.	Henry Reeve, 1895.	6 18	5 12	rises	6 14	5 15	rises	6 22	5 8	
295	22	Tu.	John Sherman, 1900.	6 19	5 10	6 19	6 15	5 14	6 23	6 23	5 6	
296	23	We.	Charles F. Crisp, 1896.	6 20	5 9	6 51	6 16	5 12	6 57	6 24	5 4	
297	24	Th.	C. H. Van Wyck, 1895.	6 21	5 7	7 27	6 17	5 11	7 35	6 26	5 3	
298	25	Fri.	Grant Allen, 1895.	6 23	5 6	8 7	6 18	5 10	8 16	6 27	5 1	
299	26	Sat.	Elizabeth Cady Stanton, 1902.	6 24	5 4	8 52	6 19	5 8	9 1	6 29	5 0	
300	27	SUN.	Florence Marryat, 1899.	6 26	5 3	9 42	6 20	5 7	9 51	6 30	4 58	
301	28	Mo.	Carter Harrison, Sr., 1833.	6 27	5 1	10 36	6 21	5 6	10 44	6 31	4 56	
302	29	Tu.	Henry George, 1896.	6 28	5 0	11 34	6 22	5 5	11 41	6 33	4 55	
303	30	We.	Honore Mercier, 1894.	6 29	4 59	morn	6 24	5 4	morn	6 34	4 53	
304	31	Th.	Gen. Joseph R. West, 1838.	6 31	4 57	0 34	6 25	5 2	0 39	6 36	4 52	

11th MONTH.

NOVEMBER.

30 DAYS.

DAY OF YEAR.	DAY MO.	DAY OF WEEK.	November, from <i>Novem</i> (nine), as it was formerly the ninth month.				Chicago, Iowa, Neb., N. Y., Pa., S. Wis., S. Mich. N. Ill., Ind., O.			St. Louis, S. Ill., Va., Ky., Mo., Kan., Col., Cal., Ind., Ohio.			St. Paul, N. E. Wis. and Mich., N. E. New York, Minn., Or.				
			Sun	Sun	Moon		Sun	Sun	Moon	Sun	Sun	Moon	Sun	Sun	Moon		
			rises	sets.	R.&S.	H. M.	rises	sets.	R.&S.	rises	sets.	R.&S.	rises	sets.	R.&S.		
			NOTED DEAD—1890-1905.														
305	1	Fri.	Czar Alexander III., 1894.....	6 32	4 56	1 35	6 26	5 1	1 39	6 37	4 50	1 31					
306		Sat.	Lieut. Schwatka, 1892.....	6 33	4 55	2 37	6 27	5 0	2 40	6 38	4 49	2 36					
307		SUN.	Heinrich Rickert, 1902.....	6 34	4 54	3 42	6 28	4 59	3 43	6 40	4 47	3 42					
308	4	Mo.	Eugene Field, 1894.....	6 35	4 52	4 50	6 29	4 58	4 49	6 41	4 46	4 52					
309	5	Tu.	Tschaikowsky, 1893.....	6 37	4 51	6 0	6 30	4 57	5 56	6 43	4 44	6 4					
310	6	We.	Prof. Charles A. Seeley, 1892.....	6 38	4 49	sets	6 31	4 56	sets	6 44	4 43	sets					
311	7	Th.	Li Hung Chang, 1901.....	6 39	4 48	6 24	6 32	4 55	6 31	6 45	4 42	6 17					
312	8	Fri.	Francis Parkman, 1893.....	6 40	4 47	7 13	6 33	4 54	7 22	6 47	4 41	7 5					
313	9	Sat.	Duke of Marlborough, 1892.....	6 41	4 46	8 10	6 35	4 53	8 19	6 48	4 39	8 9					
314	10	SUN.	Theodore R. Davis, 1894.....	6 43	4 45	9 13	6 36	4 52	9 22	6 50	4 38	9 5					
315	11	Mo.	Richard M. Field, 1902.....	6 44	4 44	10 22	6 37	4 51	10 29	6 51	4 37	10 15					
316	12	Tu.	Henry Villard, 1900.....	6 45	4 43	11 33	6 38	4 50	11 29	6 52	4 36	11 27					
317	13	We.	Admiral C. Steedman, 1890.....	6 46	4 42	morn	6 39	4 49	morn	6 54	4 35	morn					
318	14	Th.	Maj. John A. Logan, 1899.....	6 48	4 41	0 44	6 40	4 48	0 48	6 55	4 34	0 40					
319	15	Fri.	Nicholas M. Fish, 1902.....	6 49	4 40	1 52	6 41	4 47	1 55	6 57	4 33	1 51					
320	16	Sat.	James McCosh, 1894.....	6 51	4 39	3 0	6 42	4 47	3 1	6 58	4 32	3 1					
321	17	SUN.	Rev. G. H. Houghton, 1897.....	6 52	4 38	4 7	6 43	4 46	4 5	6 59	4 31	4 9					
322	18	Mo.	Gen. Don C. Buell, 1858.....	6 53	4 37	5 12	6 45	4 45	5 8	7 1	4 30	5 16					
323	19	Tu.	William J. Florence, 1891.....	6 54	4 36	6 16	6 46	4 44	6 11	7 2	4 29	6 23					
324	20	We.	Anton G. Rubinstein, 1894.....	6 56	4 36	rises	6 47	4 44	rises	7 4	4 28	rises					
325	21	Th.	Garret A. Hobart, 1849.....	6 57	4 35	6 1	6 48	4 43	6 9	7 5	4 27	5 53					
326	22	Fri.	Sir Arthur Sullivan, 1900.....	6 58	4 34	6 45	6 49	4 43	6 54	7 6	4 26	6 36					
327	23	Sat.	William III of Holland, 1890.....	6 59	4 33	7 33	6 50	4 42	7 42	7 7	4 25	7 24					
328	24	SUN.	August Belmont, 1890.....	7 0	4 33	8 26	6 51	4 42	8 35	7 9	4 25	8 18					
329	25	Mo.	George R. Davis, 1899.....	7 1	4 32	9 22	6 52	4 41	9 30	7 10	4 24	9 15					
330	26	Tu.	Thomas P. Ochiltree, 1902.....	7 2	4 32	10 21	6 53	4 41	10 27	7 11	4 23	10 15					
331	27	We.	Alexandre Dumas, 1855.....	7 3	4 31	11 21	6 54	4 40	11 26	7 12	4 22	11 16					
332	28	Th.	Joseph Parker, 1902.....	7 4	4 31	morn	6 55	4 40	morn	7 13	4 22	morn					
333	29	Fri.	Count Edward von Taaffe, 1895.....	7 5	4 30	0 21	6 56	4 39	0 25	7 15	4 21	0 19					
334	30	Sat.	Oscar Wilde, 1900.....	7 7	4 30	1 24	6 57	4 39	1 26	7 16	4 21	1 23					

12th MONTH.

DECEMBER.

31 DAYS.

DAY OF YEAR.	DAY MO.	DAY OF WEEK.	December, from <i>Decem</i> (ten), the Roman Calendar terming it the tenth month.				Chicago, Iowa, Neb., N. Y., Pa., S. Wis., S. Mich. N. Ill., Ind., O.			St. Louis, S. Ill., Va., Ky., Mo., Kan., Col., Cal., Ind., Ohio.			St. Paul, N. E. Wis. and Mich., N. E. New York, Minn., Or.				
			Sun	Sun	Moon		Sun	Sun	Moon	Sun	Sun	Moon	Sun	Sun	Moon		
			rises	sets.	R.&S.	H. M.	rises	sets.	R.&S.	rises	sets.	R.&S.	rises	sets.	R.&S.		
			NOTED DEAD—1890-1905.														
335	1	STX.	Duke of Leinster, 1893.....	7 8	4 29	2 29	6 58	4 39	2 29	7 17	4 20	2 30					
336		Mo.	Jay Gould, 1892.....	7 9	4 29	3 36	6 58	4 39	3 33	7 18	4 20	3 39					
337		Tu.	George N. Howard, 1893.....	7 10	4 29	4 46	6 59	4 38	4 42	7 19	4 20	4 52					
338		We.	John Tyndall, 1893.....	7 11	4 29	5 59	7 0	4 38	5 53	7 21	4 19	6 7					
339		Th.	M. L. Hayward, 1899.....	7 12	4 28	sets	7 0	4 38	sets	7 22	4 19	sets					
340	6	Fri.	John M. L. Irby, 1900.....	7 13	4 28	5 56	7 1	4 38	6 5	7 23	4 19	5 47					
341	7	Sat.	Thomas B. Reed, 1902.....	7 14	4 28	6 59	7 3	4 38	7 8	7 24	4 19	6 50					
342	8	SUN.	Herbert Spencer, 1903.....	7 15	4 28	8 8	7 4	4 38	8 16	7 25	4 19	8 0					
343	9	Mo.	Louis A. Rogaard, 1895.....	7 16	4 28	9 21	7 5	4 38	9 27	7 26	4 19	9 15					
344	10	Tu.	William Black, 1898.....	7 17	4 28	10 34	7 6	4 38	10 38	7 27	4 18	10 29					
345	11	We.	Gen. Calixto Garcia, 1898.....	7 18	4 28	11 44	7 7	4 38	11 47	7 28	4 18	11 42					
346	12	Th.	Allen G. Thurman, 1885.....	7 19	4 28	morn	7 7	4 38	morn	7 29	4 18	morn					
347	13	Fri.	Edward McPherson, 1895.....	7 20	4 28	0 52	7 8	4 39	0 53	7 30	4 18	0 52					
348	14	Sat.	Alexandre Salvini, 1896.....	7 21	4 28	1 59	7 9	4 39	1 58	7 30	4 19	2 1					
349	15	SUN.	Randall L. Gibson, 1892.....	7 21	4 29	3 4	7 10	4 39	3 3	7 31	4 19	3 8					
350	16	Mo.	Gen. A. H. Terry, 1890.....	7 22	4 29	4 7	7 11	4 39	4 3	7 32	4 19	4 13					
351	17	Tu.	Alexander Herrmann, 1896.....	7 23	4 29	5 10	7 11	4 40	5 4	7 33	4 19	5 18					
352	18	We.	Francis Napier, 1899.....	7 24	4 29	6 11	7 12	4 40	6 4	7 33	4 19	6 20					
353	19	Th.	Gen. H. W. Lawton, 1899.....	7 24	4 30	rises	7 13	4 41	rises	7 34	4 20	rises					
354	20	Fri.	Preston B. Plumb, 1891.....	7 25	4 30	5 26	7 14	4 41	5 35	7 34	4 20	5 17					
355	21	Sat.	Edwin S. Barrett, 1888.....	7 25	4 31	6 17	7 15	4 41	6 26	7 35	4 20	6 8					
356	22	SUN.	J. J. Case, 1891.....	7 26	4 31	7 13	7 15	4 42	7 21	7 35	4 21	7 5					
357	23	Mo.	Gen. Frederick T. Dent, 1892.....	7 26	4 32	8 11	7 16	4 42	8 18	7 36	4 21	8 4					
358	24	Tu.	Clarence King, 1902.....	7 27	4 32	9 10	7 16	4 43	9 15	7 37	4 22	9 5					
359	25	We.	Dr. H. Schliemann, 1890.....	7 27	4 33	10 10	7 17	4 43	10 14	7 37	4 22	10 6					
360	26	Th.	Gov. John R. Rogers, 1901.....	7 28	4 33	11 10	7 17	4 44	11 13	7 38	4 23	11 9					
361	27	Fri.	Orange Judd, 1892.....	7 28	4 34	morn	7 17	4 45	morn	7 38	4 24	morn					
362	28	Sat.	James G. Fair, 1894.....	7 29	4 35	0 12	7 18	4 45	0 13	7 38	4 25	0 12					
363	29	SUN.	Christina G. Rossetti, 1894.....	7 28	4 35	1 16	7 18	4 46	1 15	7 39	4 25	1 18					
364	30	Mo.	Matias Romero, 1899.....	7 29	4 36	2 23	7 19	4 46	2 19	7 39	4 26	2 27					
365	31	Tu.	Francis E. Spinner, 1890.....	7 29	4 36	3 32	7 19	4 47	3 27	7 39	4 27	3 39					

A READY-REFERENCE CALENDAR

For ascertaining any day of the week for any given time within two hundred years from the introduction of the New Style. \*1752 to 1952 inclusive.

YEARS 1753 TO 1952.

										Jan.	Feb.	Mar.	April	May.	June	July.	Aug.	Sept.	Oct.	Nov.	Dec.	
1761	1767	1778	1789	1795	1846	1857	1863	1874	1885	1891	4	7	7	3	5	1	3	6	2	4	7	2
1801	1807	1818	1829	1835	1846	1903	1914	1925	1931	1942												
1762	1773	1779	1790	1796	1847	1858	1869	1875	1886	1897	5	1	1	4	6	2	4	7	3	5	1	3
1802	1813	1819	1830	1841	1847	1909	1915	1926	1937	1943												
1757	1763	1774	1785	1791	1853	1859	1870	1881	1887	1898	6	2	2	5	7	3	5	1	4	6	2	4
1803	1814	1825	1831	1842	1853	1910	1921	1927	1938	1949												
1754	1765	1771	1782	1793	1799	1861	1867	1873	1889	1895	2	5	5	1	3	6	1	4	7	2	5	7
1805	1811	1822	1833	1839	1901	1907	1918	1929	1935	1946												
1755	1766	1777	1783	1794	1800	1862	1873	1879	1890	.....	3	6	6	2	4	7	2	5	1	3	6	1
1806	1817	1823	1834	1845	1902	1913	1919	1930	1941	1947												
1758	1769	1775	1786	1797	1854	1865	1871	1882	1893	1899	7	3	3	6	1	4	6	2	5	7	3	5
1809	1815	1826	1837	1843	1905	1911	1922	1933	1939	1950												
1753	1759	1770	1781	1787	1798	1866	1877	1883	1894	1900	1	4	4	7	2	5	7	3	6	1	4	6
1810	1821	1827	1838	1849	1855	1906	1917	1923	1934	1945												

LEAP YEARS.

										...	29	...	...	...	...	...	...	...	...	...	...	
1764	1792	1804	1832	1860	1888	1928	.....	7	3	4	7	2	5	7	3	6	1	4	6	1	4	6
1768	1796	1808	1836	1864	1892	1904	1932	5	1	2	5	7	3	5	1	4	6	2	4	1	4	2
1772	.....	1812	1840	1868	1896	1908	1936	3	6	7	3	5	1	3	6	2	4	7	2	4	7	2
1776	.....	1816	1844	1872	.....	1912	1940	1	4	5	1	3	6	1	4	7	2	5	7	3	5	7
1780	.....	1820	1848	1876	.....	1916	1944	6	2	3	6	1	4	6	2	5	7	3	5	1	3	5
1756	1784	1824	1852	1880	.....	1920	1948	4	7	1	4	6	2	4	7	3	5	1	3	5	1	3
1760	1788	1828	1856	1884	.....	1924	1952	2	5	6	2	4	7	2	5	1	3	6	1	4	6	1

1		2		3		4		5		6		7	
Monday... 1	Tuesday... 2	Wednesday... 3	Thursday... 4	Friday... 5	Saturday... 6	Sunday... 7	Monday... 8	Tuesday... 9	Wednesday... 10	Thursday... 11	Friday... 12	Saturday... 13	Sunday... 14
Tuesday... 2	Wednesday... 3	Thursday... 4	Friday... 5	Saturday... 6	Sunday... 7	Monday... 8	Tuesday... 9	Wednesday... 10	Thursday... 11	Friday... 12	Saturday... 13	Sunday... 14	Monday... 15
Wednesday... 3	Thursday... 4	Friday... 5	Saturday... 6	Sunday... 7	Monday... 8	Tuesday... 9	Wednesday... 10	Thursday... 11	Friday... 12	Saturday... 13	Sunday... 14	Monday... 15	Tuesday... 16
Thursday... 4	Friday... 5	Saturday... 6	Sunday... 7	Monday... 8	Tuesday... 9	Wednesday... 10	Thursday... 11	Friday... 12	Saturday... 13	Sunday... 14	Monday... 15	Tuesday... 16	Wednesday... 17
Friday... 5	Saturday... 6	Sunday... 7	Monday... 8	Tuesday... 9	Wednesday... 10	Thursday... 11	Friday... 12	Saturday... 13	Sunday... 14	Monday... 15	Tuesday... 16	Wednesday... 17	Thursday... 18
Saturday... 6	Sunday... 7	Monday... 8	Tuesday... 9	Wednesday... 10	Thursday... 11	Friday... 12	Saturday... 13	Sunday... 14	Monday... 15	Tuesday... 16	Wednesday... 17	Thursday... 18	Friday... 19
Sunday... 7	Monday... 8	Tuesday... 9	Wednesday... 10	Thursday... 11	Friday... 12	Saturday... 13	Sunday... 14	Monday... 15	Tuesday... 16	Wednesday... 17	Thursday... 18	Friday... 19	Saturday... 20
Monday... 8	Tuesday... 9	Wednesday... 10	Thursday... 11	Friday... 12	Saturday... 13	Sunday... 14	Monday... 15	Tuesday... 16	Wednesday... 17	Thursday... 18	Friday... 19	Saturday... 20	Sunday... 21
Tuesday... 9	Wednesday... 10	Thursday... 11	Friday... 12	Saturday... 13	Sunday... 14	Monday... 15	Tuesday... 16	Wednesday... 17	Thursday... 18	Friday... 19	Saturday... 20	Sunday... 21	Monday... 22
Wednesday... 10	Thursday... 11	Friday... 12	Saturday... 13	Sunday... 14	Monday... 15	Tuesday... 16	Wednesday... 17	Thursday... 18	Friday... 19	Saturday... 20	Sunday... 21	Monday... 22	Tuesday... 23
Thursday... 11	Friday... 12	Saturday... 13	Sunday... 14	Monday... 15	Tuesday... 16	Wednesday... 17	Thursday... 18	Friday... 19	Saturday... 20	Sunday... 21	Monday... 22	Tuesday... 23	Wednesday... 24
Friday... 12	Saturday... 13	Sunday... 14	Monday... 15	Tuesday... 16	Wednesday... 17	Thursday... 18	Friday... 19	Saturday... 20	Sunday... 21	Monday... 22	Tuesday... 23	Wednesday... 24	Thursday... 25
Saturday... 13	Sunday... 14	Monday... 15	Tuesday... 16	Wednesday... 17	Thursday... 18	Friday... 19	Saturday... 20	Sunday... 21	Monday... 22	Tuesday... 23	Wednesday... 24	Thursday... 25	Friday... 26
Sunday... 14	Monday... 15	Tuesday... 16	Wednesday... 17	Thursday... 18	Friday... 19	Saturday... 20	Sunday... 21	Monday... 22	Tuesday... 23	Wednesday... 24	Thursday... 25	Friday... 26	Saturday... 27
Monday... 15	Tuesday... 16	Wednesday... 17	Thursday... 18	Friday... 19	Saturday... 20	Sunday... 21	Monday... 22	Tuesday... 23	Wednesday... 24	Thursday... 25	Friday... 26	Saturday... 27	Sunday... 28
Tuesday... 16	Wednesday... 17	Thursday... 18	Friday... 19	Saturday... 20	Sunday... 21	Monday... 22	Tuesday... 23	Wednesday... 24	Thursday... 25	Friday... 26	Saturday... 27	Sunday... 28	Monday... 29
Wednesday... 17	Thursday... 18	Friday... 19	Saturday... 20	Sunday... 21	Monday... 22	Tuesday... 23	Wednesday... 24	Thursday... 25	Friday... 26	Saturday... 27	Sunday... 28	Monday... 29	Tuesday... 30
Thursday... 18	Friday... 19	Saturday... 20	Sunday... 21	Monday... 22	Tuesday... 23	Wednesday... 24	Thursday... 25	Friday... 26	Saturday... 27	Sunday... 28	Monday... 29	Tuesday... 30	Wednesday... 31
Friday... 19	Saturday... 20	Sunday... 21	Monday... 22	Tuesday... 23	Wednesday... 24	Thursday... 25	Friday... 26	Saturday... 27	Sunday... 28	Monday... 29	Tuesday... 30	Wednesday... 31	Thursday... 31
Saturday... 20	Sunday... 21	Monday... 22	Tuesday... 23	Wednesday... 24	Thursday... 25	Friday... 26	Saturday... 27	Sunday... 28	Monday... 29	Tuesday... 30	Wednesday... 31	Thursday... 31	Friday... 31
Sunday... 21	Monday... 22	Tuesday... 23	Wednesday... 24	Thursday... 25	Friday... 26	Saturday... 27	Sunday... 28	Monday... 29	Tuesday... 30	Wednesday... 31	Thursday... 31	Friday... 31	Saturday... 31
Monday... 22	Tuesday... 23	Wednesday... 24	Thursday... 25	Friday... 26	Saturday... 27	Sunday... 28	Monday... 29	Tuesday... 30	Wednesday... 31	Thursday... 31	Friday... 31	Saturday... 31	Sunday... 31
Tuesday... 23	Wednesday... 24	Thursday... 25	Friday... 26	Saturday... 27	Sunday... 28	Monday... 29	Tuesday... 30	Wednesday... 31	Thursday... 31	Friday... 31	Saturday... 31	Sunday... 31	Monday... 31
Wednesday... 24	Thursday... 25	Friday... 26	Saturday... 27	Sunday... 28	Monday... 29	Tuesday... 30	Wednesday... 31	Thursday... 31	Friday... 31	Saturday... 31	Sunday... 31	Monday... 31	Tuesday... 31
Thursday... 25	Friday... 26	Saturday... 27	Sunday... 28	Monday... 29	Tuesday... 30	Wednesday... 31	Thursday... 31	Friday... 31	Saturday... 31	Sunday... 31	Monday... 31	Tuesday... 31	Wednesday... 31
Friday... 26	Saturday... 27	Sunday... 28	Monday... 29	Tuesday... 30	Wednesday... 31	Thursday... 31	Friday... 31	Saturday... 31	Sunday... 31	Monday... 31	Tuesday... 31	Wednesday... 31	Thursday... 31
Saturday... 27	Sunday... 28	Monday... 29	Tuesday... 30	Wednesday... 31	Thursday... 31	Friday... 31	Saturday... 31	Sunday... 31	Monday... 31	Tuesday... 31	Wednesday... 31	Thursday... 31	Friday... 31
Sunday... 28	Monday... 29	Tuesday... 30	Wednesday... 31	Thursday... 31	Friday... 31	Saturday... 31	Sunday... 31	Monday... 31	Tuesday... 31	Wednesday... 31	Thursday... 31	Friday... 31	Saturday... 31
Monday... 29	Tuesday... 30	Wednesday... 31	Thursday... 31	Friday... 31	Saturday... 31	Sunday... 31	Monday... 31	Tuesday... 31	Wednesday... 31	Thursday... 31	Friday... 31	Saturday... 31	Sunday... 31
Tuesday... 30	Wednesday... 31	Thursday... 31	Friday... 31	Saturday... 31	Sunday... 31	Monday... 31	Tuesday... 31	Wednesday... 31	Thursday... 31	Friday... 31	Saturday... 31	Sunday... 31	Monday... 31
Wednesday... 31	Thursday... 31	Friday... 31	Saturday... 31	Sunday... 31	Monday... 31	Tuesday... 31	Wednesday... 31	Thursday... 31	Friday... 31	Saturday... 31	Sunday... 31	Monday... 31	Tuesday... 31

NOTE.—To ascertain any day of the week first look in the table for the year required and under the months are figures which refer to the corresponding figures at the head of the columns of days below. For Example: To know on what day of the week July 4 was in the year 1855, in the table of years look for 1855, and in a parallel line, under July, is figure 1, which directs to column 1, in which it will be seen that July 4 falls on Thursday.  
 \*1752 same as 1772 from Jan. 1 to Sept. 2. From Sept. 14 to Dec. 31 same as 1780 (Sept. 3-13 were omitted).—This Calendar is from Whitaker's London Almanack, with some revisions.

PLANETARY CONJUNCTIONS AND OTHER PHENOMENA FOR 1907.

Mo. D.	Central time, h. m.	ASPECT.	Distance apart, deg. min.	Mo. D.	Central time, h. m.	ASPECT.	Distance apart, deg. min.
Jan. 2	1 00 a.m.	Earth nearest sun.		June 27	5 00 a.m.	♄ gr. elong. from ☉	♁ 25 29 E
2	1 00 p.m.	♆ Neptune and sun.	♁ 180 E or W	July 1	9 37 a.m.	♄ Saturn and moon.	♁ 2 45 N
4	1 00 p.m.	♁ greatest brilliancy		3	2 00 p.m.	♃ Uranus and sun.	♁ 180 E or W
7	9 00 p.m.	♁ in perihelion		6	9 00 a.m.	♁ farthest from ☉	
9	6 52 a.m.	♃ Mars and moon.	♄ 4 22 S	8	9 00 a.m.	♃ Mars and sun.	♁ 7180 E or W
10	11 12 p.m.	♃ Venus and moon.	♄ 0 17 N	8	4 22 p.m.	♃ Venus and moon.	♁ 1 57 N
14		Total eclipse ☉—see eclipses		10		Annular ecl. of ☉	Invis.
17	8 14 a.m.	♄ Saturn and moon.	♁ 1 35 N	10	5 59 p.m.	♃ Jupiter and moon.	♁ 0 25 N
26	8 04 a.m.	♃ Jupiter and moon	♁ 2 37 N	12	11 00 p.m.	Mars nearest earth.	
29		♁ part. eclipsed—see eclipses		16	1 00 a.m.	♃ Jupiter and sun.	♁ Invis.
Feb. 1	11 00 a.m.	♃ Mercury and sun.	Superior	22	11 53 p.m.	♃ Mars and Uranus	♁ 5 18 S
6	6 48 p.m.	♃ Mars and moon.	♁ 3 57 S	24	9 00 p.m.	♃ Mars and moon.	♁ 7 00 S
7	7 00 p.m.	♁ in ascending node		24	10 30 p.m.	♃ Mercury and sun.	
8	11 00 p.m.	♁ greatest elon. fr. ☉	♁ 46 53 W	28	4 51 p.m.	♁ partially eclipsed.	Visible
9	0 42 a.m.	♃ Venus and moon.	♁ 0 51 N	28	4 51 p.m.	♁ Saturn and moon.	♁ 2 37 N
13	11 50 p.m.	♄ Saturn and moon.	♁ 1 48 N	31	11 08 p.m.	♃ Venus and Jupiter	♁ 0 15 N
17	5 00 p.m.	♃ Venus and Uranus	♁ 3 11 N	Aug. 7	0 30 p.m.	♃ Jupiter and moon.	♁ 0 15 S
21	5 00 a.m.	♃ Mercury and ☉	♁ 1 40 N	8	2 00 a.m.	♃ Venus and moon.	♁ 2 05 S
22	0 36 p.m.	♃ Jupiter and moon.	♁ 2 45 N	10	9 00 p.m.	♃ Mercury and ☉	♁ 205 E
Mar. 1	8 00 p.m.	♁ gr. elong. from ☉	♁ 18 10 E	12	9 00 p.m.	♁ gr. elong. from ☉	♁ 1851 W
7	4 26 a.m.	♃ Mars and moon.	♁ 3 13 S	19	7 36 p.m.	♃ Mars and moon.	♁ 631 S
9	3 00 a.m.	♃ Saturn and sun.	♁ Invis.	24	3 00 p.m.	♃ Mars and Uranus	♁ 437 S
9	11 00 p.m.	♃ Mars and sun.	♁ 90 00 W	25	0 42 a.m.	♃ Saturn and moon.	♁ 2 23 N
10	0 41 p.m.	♃ Venus and moon.	♁ 1 28 N	25	0 42 a.m.	♃ Jupiter and moon.	♁ 0 35 S
13	3 00 p.m.	♄ Saturn and moon.	♁ 2 00 N	6	10 00 p.m.	♃ Mercury and sun.	Superior
18	2 06 a.m.	♃ Mercury and sun.	Inferior	14	7 00 p.m.	♃ Venus and moon.	♁ 2 38 S
21	0 25 p.m.	☉ enters ♄ sprng. beg.		16	5 12 p.m.	♃ Mars and moon.	Superior
21	10 58 p.m.	♃ Jupiter and moon.	♁ 2 32 N	17	8 00 p.m.	♃ Saturn and sun.	♁ 180 E or W
23	3 00 p.m.	♃ Jupiter and sun.	♁ 90 00 E	21	7 21 a.m.	♃ Saturn and moon.	♁ 2 12 N
24	7 00 a.m.	♃ Mercury and ☉	♁ 4 27 N	23	11 10 p.m.	☉ enters ♃ aut. beg.	
26	11 00 p.m.	♁ in descend'g node.		23	0 24 a.m.	♃ Jupiter and moon.	♁ 1 11 S
29	3 00 a.m.	♁ in descend'g node.		2	11 00 p.m.	♃ Uranus and sun.	♁ 9 00 E
Apr. 3	7 09 a.m.	♃ Uranus and sun.	♁ 90 00 W	7	0 56 p.m.	♃ Venus and moon.	♁ 4 15 S
4	10 48 a.m.	♃ Mars and moon.	♁ 2 52 S	15	11 30 p.m.	♃ Mars and moon.	♁ 1 47 S
8	11 00 p.m.	♃ Mercury and ☉	♁ 0 52 N	18	0 19 p.m.	♃ Saturn and moon.	♁ 2 13 N
9	5 36 a.m.	♃ Venus and moon.	♁ 2 31 N	23	5 00 a.m.	♁ gr. elong. from ☉	♁ 24 20 E
10	4 24 a.m.	♄ Saturn and moon.	♁ 2 14 N	29	3 34 p.m.	♃ Jupiter and moon.	♁ 1 41 S
14	10 00 p.m.	♁ gr. elong. from ☉	♁ 27 36 W	Nov. 5	11 00 p.m.	♃ Jupiter and sun.	♁ 99 00 W
13	0 57 p.m.	♃ Jupiter and moon.	♁ 2 04 N	6	6 52 p.m.	♃ Venus and moon.	♁ 4 00 S
21	9 00 a.m.	♃ Venus and Saturn	♁ 0 38 N	7	5 31 p.m.	♃ Venus and ☉	♁ 1 54 S
30	6 00 a.m.	♁ in aphelion.		11	3 00 p.m.	♃ Mars and sun.	♁ 99 00 E
May 1	5 00 p.m.	♃ Mars and Uranus.	♁ 0 46 S	12	10 11 a.m.	♃ Mars and moon.	♁ 0 58 S
2	0 55 p.m.	♃ Mars and moon.	♁ 2 20 S	14	6 00 a.m.	♃ Mercury and sun.	Transit
7	3 12 p.m.	♄ Saturn and moon.	♁ 2 29 N	14	4 23 p.m.	♄ Saturn and moon.	♁ 2 27 N
8	3 02 a.m.	♃ Venus and moon.	♁ 3 26 N	26	2 35 a.m.	♃ Jupiter and moon.	♁ 1 57 S
16	5 43 a.m.	♃ Jupiter and moon.	♁ 1 31 N	Dec. 1	8 00 a.m.	♁ gr. elong. from ☉	♁ 20 20 W
21	6 00 p.m.	♃ Jupiter and ☉	♁ 1 00 N	6	4 44 p.m.	♃ Venus and moon.	♁ 2 05 S
24	2 00 a.m.	♃ Mercury and sun.		10	11 44 p.m.	♃ Mars and moon.	♁ 3 24 N
30	6 42 a.m.	♃ Mars and moon.	♁ 3 13 S	11	7 55 p.m.	♃ Saturn and moon.	♁ 2 44 N
June 4	0 14 a.m.	♄ Saturn and moon.	♁ 2 42 N	12	4 00 a.m.	♃ Venus and Uranus	♁ 0 59 S
5	8 00 p.m.	Mars stationary.		13	10 00 p.m.	♃ Saturn and sun.	♁ 90 00 E
8	8 02 a.m.	♃ Venus and moon.	♁ 3 18 N	22	5 44 p.m.	☉ enters ♃ win. beg.	
12	11 58 p.m.	♃ Jupiter and moon.	♁ 0 57 N	23	8 06 a.m.	♃ Jupiter and moon.	♁ 1 54 S
19	7 00 a.m.	♃ Saturn and sun.	♁ 90 00 W	31	9 00 a.m.	♃ Mars and Saturn.	♁ 1 50 N
22	8 55 a.m.	☉ enters ♁ sun. beg.					
26	0 56 p.m.	♃ Mars and moon.	♁ 5 19 S				

CALENDAR FOR 1908.

JAN...	SMTWTFSS	APRIL	SMTWTFSS	JULY...	SMTWTFSS	OCT...	SMTWTFSS
JAN...	... 1 2 3 4 5 6 7 8 9 10 11 12 13 14 15 16 17 18 19 20 21 22 23 24 25 26 27 28 29 30 31	APRIL	... 1 2 3 4 5 6 7 8 9 10 11 12 13 14 15 16 17 18 19 20 21 22 23 24 25 26 27 28 29 30	JULY...	... 1 2 3 4 5 6 7 8 9 10 11 12 13 14 15 16 17 18 19 20 21 22 23 24 25 26 27 28 29 30 31	OCT...	... 1 2 3 4 5 6 7 8 9 10 11 12 13 14 15 16 17 18 19 20 21 22 23 24 25 26 27 28 29 30 31
FEB...	... 1 2 3 4 5 6 7 8 9 10 11 12 13 14 15 16 17 18 19 20 21 22 23 24 25 26 27 28 29	MAY...	... 1 2 3 4 5 6 7 8 9 10 11 12 13 14 15 16 17 18 19 20 21 22 23 24 25 26 27 28 29 30 31	AUG...	... 1 2 3 4 5 6 7 8 9 10 11 12 13 14 15 16 17 18 19 20 21 22 23 24 25 26 27 28 29 30 31	NOV...	1 2 3 4 5 6 7 8 9 10 11 12 13 14 15 16 17 18 19 20 21 22 23 24 25 26 27 28 29 30
MAR...	1 2 3 4 5 6 7 8 9 10 11 12 13 14 15 16 17 18 19 20 21 22 23 24 25 26 27 28 29 30 31	JUNE...	1 2 3 4 5 6 7 8 9 10 11 12 13 14 15 16 17 18 19 20 21 22 23 24 25 26 27 28 29 30	SEPT...	1 2 3 4 5 6 7 8 9 10 11 12 13 14 15 16 17 18 19 20 21 22 23 24 25 26 27 28 29 30	DEC...	1 2 3 4 5 6 7 8 9 10 11 12 13 14 15 16 17 18 19 20 21 22 23 24 25 26 27 28 29 30 31



**MOHAMMEDAN CALENDAR--1907.**

Year.No.	Name of month.	Month begins.	Year.No.	Name of month.	Month begins.
1324-11	Dulkaada	Dec. 19, 1906	1325-7	Rajab	Aug. 10, 1907
1324-12	Dulheggia	Jan. 18, 1907	1325-8	Saaban	Sept. 9, 1907
1325-1	Muharram	Feb. 14, 1907	1325-9	Ramadán(fasting)	Oct. 8, 1907
1325-2	Saphar	March 16, 1907	1325-10	Shawail	Nov. 7, 1907
1325-3	Kabia I.	April 14, 1907	1325-11	Dulkaada	Dec. 6, 1907
1325-4	Kabia II.	May 14, 1907	1325-12	Dulheggia	Jan. 5, 1908
1325-5	Jomada I.	June 12, 1907	1326-1	Muharram	Feb. 4, 1908
1325-6	Jomada II.	July 12, 1907	1326-2	Saphar	March 4, 1908

The Mohammedan year 1325 is the fifth of the 45th cycle of 30 years and contains 355 days. The Mohammedan Sabbath is Friday.

**CHINESE CALENDAR--1907.**

1st month begins.	Feb. 13	5th month begins.	June 11	9th month begins.	Oct. 7*
2d month begins.	March 14*	6th month begins.	July 10*	10th month begins.	Nov. 6
3d month begins.	April 13	7th month begins.	Aug. 9*	11th month begins.	Dec. 5*
4th month begins.	May 12*	8th month begins.	Sept. 8	12th month begins.	Jan. 4, 1908.

\*These months have 30 days; all others have 29 days.

The year 1907 corresponds nearly to the year 4604 of the Chinese era and is the 44th year of the 76th cycle of 60 years.

**JEWISH OR HEBREW CALENDAR--1907.**

Jewish year, month and name.	Gregorian date of beginning.	Jewish year, month and name.	Gregorian date of beginning.
5667-5	Shebat.....Jan. 16, 1907	5667-11	Ab.....July 12, 1907
5667-6	Adar.....Feb. 14, 1907	5667-12	Ellul.....Aug. 10, 1907
5667-7	Nisan.....March 16, 1907	5668-1	Tishri.....Sept. 9, 1907
5667-8	Iyar.....April 14, 1907	5668-2	Heshvan.....Oct. 8, 1907
5667-9	Sivan.....May 14, 1907	5668-3	Kislev.....Nov. 7, 1907
5667-10	Tammuz.....June 12, 1907	5668-4	Tebet.....Dec. 6, 1907

The year 5667 is the fifth of the 209th cycle of 19 years since the beginning of the era.

**HEBREW FESTIVALS OR FASTS.**

Adar 13—Fast of Esther—Feb. 27.	Ab 9—Fast of Ab—July 20.
Adar 14-15—Purim, Feast of Esther—Feb. 28-March 1.	Tishri 1—New Year's Day—Sept. 9.
Nisan 15—First Day of Passover—March 30.	Tishri 10—Yom-Kippur—Sept. 18.
Iyar 18-33d Day of Omer—May 2.	Tishri 15—First Day of Tabernacle—Sept. 23.
Sivan 6—First Day of Pentecost—May 19.	Kislev 25—First Day of Chanukah—Dec. 1.
Tammuz 17—Fast of Tammuz—June 29.	Tebet 10—Fast of Tebet—Dec. 16.

**GREEK CHURCH AND RUSSIAN CALENDAR--A. D. 1907. A. M. 8016.**

New style.	Old style.	HOLY DAYS.	New style.	Old style.	HOLY DAYS.
Jan. 14	Jan. 1	Circumcision.	June 4	May 22	Holy Ghost.
Jan. 19	Jan. 6	Theophany (Epiphany).	July 12	June 29	Peter and Paul, Chief Apostles
Feb. 13	Jan. 31	Ash Wednesday (Lent begins).	Aug. 14	Aug. 1	First Day of Theotokos.
Feb. 15	Feb. 2	Hypopante (Purification).	Aug. 19	Aug. 6	Transfiguration.
Feb. 16	Feb. 3	Carnival Sunday.	Aug. 28	Aug. 15	Repose of Theotokos.
Feb. 17	Feb. 4	First Sunday in Lent.	Sept. 12	Aug. 30	St. Alexander Nevsky.*
Mch. 24	Mch. 11	Palm Sunday.	Sept. 21	Sept. 8	Nativity of Theotokos.
Mch. 29	Mch. 16	Great (Good) Friday.	Sept. 27	Sept. 14	Exaltation of the Cross.
Mch. 31	Mch. 18	Holy Pasch (Easter).	Oct. 14	Oct. 1	Patronage of Theotokos.
Apr. 7	Mch. 25	Annunciation.	Nov. 28	Nov. 15	First Day of Nativity.
May 6	Apr. 23	St. George.	Dec. 4	Nov. 21	Entrance of Theotokos.
May 9	Apr. 26	Ascension Day.	Dec. 21	Dec. 8	Conception of Theotokos.
May 19	May 6	Pentecost.	1908		
May 27	May 14	Coronation of Emperor.*	Jan. 7	Dec. 25	Nativity (Christmas).

\*Peculiar to Russia.

**EASTER SUNDAY DATES.**

1907.....	March 31	1910.....	March 27	1913.....	April 18
1908.....	April 19	1911.....	April 16	1914.....	April 12
1909.....	April 11	1912.....	April 7	1915.....	March 26

The time of the celebration of the principal church days which depend upon Easter is as follows:

Days.	Before Easter.	Days.	After Easter.
Septuagesima Sunday.....	9 weeks	Rogation Sunday.....	5 weeks
First Sunday in Lent.....	6 weeks	Ascension Day (Holy Thursday).....	40 days
Ash Wednesday (beginning of Lent).....	46 days	Pentecost (Whitsunday).....	7 weeks
Palm Sunday.....	8 days	Trinity Sunday.....	8 weeks

**HIGHEST CHIMNEY IN THE UNITED STATES.**

The highest chimney in the United States is that of the Orford-Cooper company at Bayonne, N. J. It is 365 feet high. A chim-

ney belonging to the plant of the Heller & Merz company in Newark, N. J., comes next with a height of 350 feet.

ECLIPSES OF THE MOON JAN. 29 AND JULY 24-25, 1907.

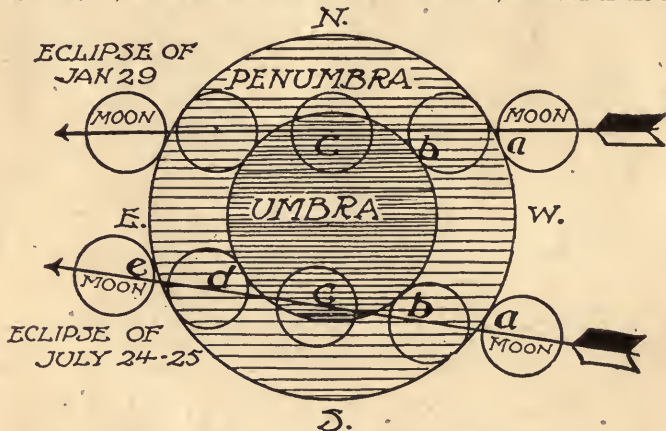
See page 3 for list of eclipses in 1907.

The central standard time of the visible phases of the eclipse of the moon Jan. 29 and all of the phases of the eclipse of the moon July 24-25, 1907, and a figure showing the course of the moon through the earth's shadow, are herewith given.

Eclipse of Jan. 29: Moon enters penumbra at a at 4:46 a. m.; moon enters umbra at b

Eclipse of July 24-25: Moon enters penumbra at a at 7:59 p. m., July 24; moon enters umbra at b at 9:04 p. m.; middle of eclipse (c) 10:22 p. m.; moon leaves umbra at d at 11:41 p. m.; moon leaves penumbra at e at 0:46 a. m. July 25.

This eclipse will be upon the northern limb of the moon, as shown in the figure,



at 6:06 a. m.; middle of eclipse (c), 7:38 a. m. The remainder of this eclipse takes place after the rising of the sun and the setting of the moon and will therefore be invisible. The size of the eclipse is 8.5 digits, the moon's apparent diameter being taken as 12 digits.

the moon passing through the southern portion of the earth's shadow, eclipsing 7.4 of her 12 digits of apparent diameter. The diminution of light while the moon is in the penumbra or light shadow will be slight, the real eclipse beginning as the moon enters the dark shadow.

TRANSIT OF MERCURY.

A transit of the planet Mercury over the sun's disk will occur Nov. 14. The sun will rise with Mercury well advanced on the journey across his face. Look for a black spot well to the north of the sun's center.

He will pass off at the eastern limb of the sun at 8 a. m.

Caution—Use smoked or colored glass in observing; otherwise serious damage to the eyes is probable.

UNITED STATES LIFE-SAVING SERVICE.

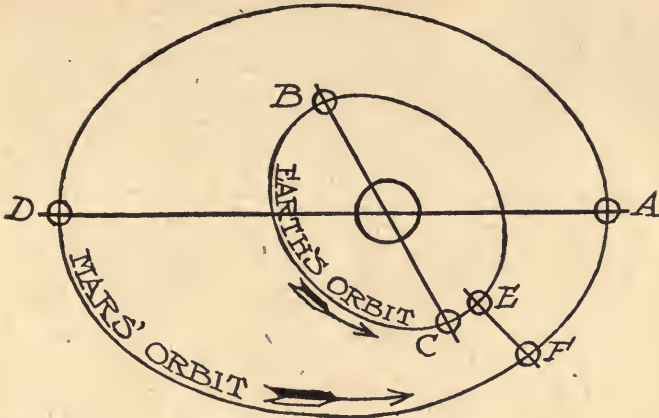
The life-saving establishment at the close of the fiscal year ended June 30, 1905, comprised 277 stations, of which 200 were on the Atlantic and gulf coasts, 61 on the coasts of the great lakes, 16 on the Pacific coast and 1 on the Ohio river at Louisville, Ky. The crews numbered in all about 300 men. Statistics of the service for the year ended June 30, 1905, and from Nov. 1, 1871, when the system was established, to June 30, 1905, follow:

	1905.	1871-1905.
Disasters .....	785	15,631
Value vessels.....	\$7,997,225	\$161,023,500
Value cargoes.....	\$2,588,125	\$66,619,059

	1905.	1871-1905.
Property involved.....	\$10,585,350	\$227,642,559
Property saved.....	\$8,175,410	\$179,758,512
Property lost.....	\$2,409,940	\$47,884,047
Persons on board.....	5,044	111,056
Persons lost.....	37	1,098
Persons succored.....	624	18,930
Days' succor given.....	1,510	45,828

The total number of disasters on the lake coasts in the course of the year ended June 30, 1905, was 260; value of property involved, \$3,801,750; property saved, \$3,547,550; property lost, \$254,200; persons on board, 1,183; persons lost, 4; persons succored at stations, 91; days' succor afforded, 132.

MARS NEAREST THE EARTH.



The planet Mars will attract the attention of the world in 1907 because of the fact that he will approach nearer to us than he has been within the last fifteen years or will be again in the following fifteen years. The reason for this will be understood by an inspection of the annexed figure. When the points C (aphelion) in the earth's orbit and A (perihelion) in Mars' orbit come in line with the sun, then the earth and Mars will be the nearest possible. A moderately close

approach to these conditions occurs every fifteen years. In 1907, on July 12, these planets will occupy the positions in their respective orbits E and F. On July 5 the earth will be at C or farthest from the sun, and on Sept. 26 Mars will be at A, or nearest to the sun. It is apparent that there must be a point between A and C where these bodies are in line with the sun and where they will be nearest, and as has been said this occurs at E and F.

STATE NICKNAMES AND STATE FLOWERS.

State.	Nickname.	Flower.	State.	Nickname.	Flower.
Alabama	Cotton state	Goldenrod	New Hamp.	Granite state.	
Arizona		Sequoia cactus	New Jersey	Jersey Blue state	Sugar maple (tree).
Arkansas	Bear state	Apple blossom	New York	Empire state	Rose
California	Golden state	Poppy	N. Carolina	Old North state.	
Colorado	Centennial state	Columbine	N. Dakota	Flickertail state	Goldenrod
Delaware	Blue Hen state	Peach blossom	Ohio	Buckeye state.	
Florida	Peninsula state.		Oklahoma		Mistletoe
Georgia	Cracker state	Cherokee rose	Oregon	Beaver state	Oregon grape
Idaho		Syringa	Pennsylv'a	Keystone state.	
Illinois	Sucker state	Rose	Rhode Isl.	Little Rhody	Violet
Indiana	Hoosier state.		S. Carolina	Palmetto state.	
Iowa	Hawkeye state	Wild rose	S. Dakota	Swing Cat state.	
Kansas	Sunflower state	Sunflower	Tennessee	Big Bend state.	
Kentucky	Blue Grass state.		Texas	Lone Star state	Bluebonnet
Louisiana	Pelican state	Magnolia	Utah		Sego lily
Maine	Pine Tree state	Pine cone	Vermont	Green Mount'n state.	Red clover
Maryland	Old Line state.		Virginia	The Old Dominion.	
Mass.	Bay state.		Washing'n.	Chinook state	Rhododendron
Michigan	Wolverine state	Apple blossom	W. Virginia	The Panhandle.	
Minnesota	Gopher state	Moccasin	Wisconsin	Badger state.	
Mississippi	Bayou state	Magnolia			
Montana	Stub Toe state	Bitter root			
Missouri		Goldenrod			
Nebraska		Goldenrod			
Nevada	Silver state.				

NOTE—Only nicknames that are well known and "state flowers" officially adopted or commonly accepted are given in the foregoing list.

SOLDIERS IN UNITED STATES WARS.

Wars.	No.	Wars.	No.	Wars.	No.
Revolutionary	184,038	Indian wars	83,993	Phillippines and China	146,151
War of 1812	286,730	Civil	2,213,363		
Mexican	78,718	Spanish	312,000	Total	3,304,993

## STANDARD AND LOCAL MEAN TIME.

In 1883 the United States and Canada agreed to adopt, chiefly for the convenience of the railroads, a standard of time. For this purpose the country was divided into four sections or zones, each fifteen degrees of longitude in width, equivalent to one hour. These sections were designated as the eastern, central, mountain and Pacific. The eastern is based on the 75th, the central on the 90th, the mountain on the 105th and the Pacific on the 120th meridian. All places within seven and one-half degrees of longitude on each side of these meridians have the same standard time, but only those on the meridians themselves have the same standard and local mean or solar time. The local mean time of other places varies according to the distance east or west of the meridians. East it is later, west earlier. Chicago, for instance, is in west longitude 87 degrees 38 minutes, or 2 degrees and 22 minutes east of the 90th meridian. Each degree of latitude being equal to 4 minutes of time, the city's local mean time is consequently about 9 minutes earlier than standard time. In other words, when it is 12 o'clock noon in Chicago by standard time it is 11:51 a. m. by local mean or solar time. The difference between the standard and local time of the principal cities of the United States is shown in the following table:

City.	Minutes.
Albany, N. Y.	- 5
Baltimore, Md.	+ 6
Boston, Mass.	-16
Buffalo, N. Y.	+16
Chicago, Ill.	- 9

City.	Minutes.
Cincinnati, O.	-22
Cleveland, O.	+27
Columbus, O.	-28
Denver, Col.	0
Des Moines, Iowa	+14
Detroit, Mich.	-28
Grand Rapids, Mich.	-17
Indianapolis, Ind.	-16
Kansas City, Mo.	+19
Lincoln, Neb.	+22
Los Angeles, Cal.	- 7
Louisville, Ky.	-18
Milwaukee, Wis.	- 8
Minneapolis, Minn.	+12
Newark, N. J.	- 3
New Orleans, La.	0
New York, N. Y.	- 4
Omaha, Neb.	+14
Philadelphia, Pa.	+ 1
Pittsburg, Pa.	+20
Portland, Ore.	+20
Providence, R. I.	-14
Richmond, Va.	+10
Rochester, N. Y.	+11
St. Louis, Mo.	+ 1
St. Paul, Minn.	+12
Salt Lake, Utah.	+28
San Francisco, Cal.	+10
Seattle, Wash.	+10
Syracuse, N. Y.	+ 5
Tacoma, Wash.	+ 9
Toledo, O.	-16
Washington, D. C.	+ 8
Worcester, Mass.	-13

Note.—Standard time is used in The Daily News Almanac and Year-Book calendars.

## DIFFERENCE IN TIME.

By noting the variation in time between the cities representing the eastern, central, mountain and Pacific divisions in the United States and those in Alaska, Hawaii, Porto Rico and the Philippines and in foreign countries the variation in time between all the other cities in the United States and the places named may be easily calculated. The time in all cases except where otherwise specified is local or actual time.

When it is 12 o'clock noon on Monday, eastern time, in New York, the corresponding time in the cities named below is:

Chicago (central time)	11:00 a. m., Monday
Denver (mountain time)	10:00 a. m., Monday
S. Francisco (Pac. time)	9:00 a. m., Monday
Sitka, Alaska	7:58 a. m., Monday
Honolulu	6:28 a. m., Monday
Havana, Cuba	11:30 a. m., Monday
San Juan, Porto Rico	12:35 p. m., Monday
Dublin	4:34 p. m., Monday
Edinburgh	4:47 p. m., Monday
London	5:00 p. m., Monday

Paris	5:09 p. m., Monday
Berlin	5:53 p. m., Monday
Vienna	6:05 p. m., Monday
Rome	5:49 p. m., Monday
Brussels	5:17 p. m., Monday
The Hague	5:17 p. m., Monday
Copenhagen	5:50 p. m., Monday
Christiania	5:42 p. m., Monday
Stockholm	6:12 p. m., Monday
St. Petersburg	7:01 p. m., Monday
Constantinople	6:56 p. m., Monday
City of Mexico	10:24 a. m., Monday
Valparaiso, Chile	12:13 p. m., Monday
Madrid	4:45 p. m., Monday
Bern	5:29 p. m., Monday
Calcutta, India	10:53 p. m., Monday
Pretoria	6:55 p. m., Monday
Rio de Janeiro	2:07 p. m., Monday
Pekin	12:45 a. m., Tuesday
Manila	1:03 a. m., Tuesday
Tokyo	2:18 a. m., Tuesday
Melbourne	2:39 a. m., Tuesday
Sydney	3:04 a. m., Tuesday
Apia, Samoa	5:33 a. m., Tuesday

## EXPLOSION ON THE KEARSARGE.

By the explosion of a charge of powder in the forward turret of the battleship Kearsarge, U. S. N., April 13, 1906, two officers and five seamen were killed and one seaman was injured. The accident occurred just after

target practice, the ship at the time being off the southeastern coast of Cuba. The powder was being sent below when in some unexplained way it became ignited.

WEATHER FORECASTS AND SIGNALS.

The weather bureau of the United States department of agriculture publishes daily more than 100,000 weather bulletins, not counting the forecasts in the newspapers. Most of these bulletins are in the form of postal cards printed by postmasters from telegraphic reports and sent by them to outlying towns for display at suitable points. There is also an elaborate system of

redistribution by means of telephones and railroads from established centers, so that there are comparatively few accessible places which do not now receive daily weather forecasts within a very short time after the observers have completed their work. The old system of conveying information about the weather by means of flag displays is also in general use.

EXPLANATION OF WEATHER FLAGS.

No. 1. White flag.



Clear or fair weather.

No. 2. Blue flag.



Rain or snow.

No. 3. White and blue flag.



Local rain or snow.

No. 4. Black triangular flag.



Temperature.

No. 5. White flag with black square in center.



Cold wave.

When No. 4 is placed above No. 1, 2 or 3 it indicates warmer; when below, colder; when not displayed, the temperature is expected to remain about stationary. During the late spring and early fall the cold-wave flag is also used to indicate anticipated frosts.

EXPLANATION OF STORM-WARNING FLAGS.




Northwest winds.



Southwest winds.



Northeast winds.



Southeast winds.



"Hurricane" signal.

A red flag with a black center indicates that a storm of marked violence is expected. The pennants displayed with the flags indicate the direction of the wind: Red, easterly (from northeast to south); white, westerly (from southwest to north). The pennant above the flag indicates that the wind is expected to blow from the northerly quadrants; below, from southerly quadrants.

By night a red light indicates easterly winds and a white light above a red light westerly winds.

Two red flags, with black centers, displayed one above the other, indicate the expected approach of tropical hurricanes, and also of those extremely severe and dangerous storms which occasionally move across the lakes and northern Atlantic coast. Hurricane warnings are not displayed at night.

THERMOMETERS COMPARED.

There are three kinds of thermometers, with varying scales, in general use throughout the world—the Fahrenheit, Reaumur and centigrade. The freezing and boiling points on their scales compare as follows:

Thermometer.	Freezing pt.	Boiling pt.
Fahrenheit	32 degrees	212 degrees
Reaumur	zero	80 degrees
Centigrade	zero	100 degrees

The degrees on one scale are reduced to their equivalents on another by these formulas:

Fahrenheit to Reaumur—Subtract 32, multiply by four-ninths.

Fahrenheit to Centigrade—Subtract 32, multiply by five-ninths.

Reaumur to Fahrenheit—Multiply by nine-fourths, add 32.

Reaumur to Centigrade—Multiply by five-fourths.

Centigrade to Fahrenheit—Multiply by nine-fifths, add 32.

Centigrade to Reaumur—Multiply by four-fifths.

WEDDING ANNIVERSARIES.

First—Cotton.  
Second—Paper.  
Third—Leather.  
Fifth—Wooden.  
Seventh—Woolen.

Tenth—Tin.  
Twelfth—Silk and fine linen.  
Fifteenth—Crystal.  
Twentieth—China.  
Twenty-fifth—Silver.

Thirtieth—Pearl.  
Fortieth—Ruby.  
Fiftieth—Golden.  
Seventy-fifth—Diamond.

**SIMPLE INTEREST TABLE.**

NOTE—To find the amount of interest at 2½ per cent on any given sum, divide the amount given for the same sum in the table at 5 per cent by 2; at 3½ per cent divide the amount at 7 per cent by 2, etc.

TIME.		1 day.	2 days.	3 days.	4 days.	5 days.	6 days.	7 days.	8 days.	9 days.	10 days.	20 days.	1 mo.	2 mos.	3 mos.	4 mos.	5 mos.	6 mos.	1 year.
Amt.	Int.																		
\$1	4	...	...	...	...	...	...	...	...	...	...	...	...	...	...	...	...	...	...
5	5	...	...	...	...	...	...	...	...	...	...	...	...	...	...	...	...	...	...
6	6	...	...	...	...	...	...	...	...	...	...	...	...	...	...	...	...	...	...
7	7	...	...	...	...	...	...	...	...	...	...	...	...	...	...	...	...	...	...
\$2	4	...	...	...	...	...	...	...	...	...	...	...	...	...	...	...	...	...	...
5	5	...	...	...	...	...	...	...	...	...	...	...	...	...	...	...	...	...	...
6	6	...	...	...	...	...	...	...	...	...	...	...	...	...	...	...	...	...	...
7	7	...	...	...	...	...	...	...	...	...	...	...	...	...	...	...	...	...	...
\$3	4	...	...	...	...	...	...	...	...	...	...	...	...	...	...	...	...	...	...
5	5	...	...	...	...	...	...	...	...	...	...	...	...	...	...	...	...	...	...
6	6	...	...	...	...	...	...	...	...	...	...	...	...	...	...	...	...	...	...
7	7	...	...	...	...	...	...	...	...	...	...	...	...	...	...	...	...	...	...
\$4	4	...	...	...	...	...	...	...	...	...	...	...	...	...	...	...	...	...	...
5	5	...	...	...	...	...	...	...	...	...	...	...	...	...	...	...	...	...	...
6	6	...	...	...	...	...	...	...	...	...	...	...	...	...	...	...	...	...	...
7	7	...	...	...	...	...	...	...	...	...	...	...	...	...	...	...	...	...	...
\$5	4	...	...	...	...	...	...	...	...	...	...	...	...	...	...	...	...	...	...
5	5	...	...	...	...	...	...	...	...	...	...	...	...	...	...	...	...	...	...
6	6	...	...	...	...	...	...	...	...	...	...	...	...	...	...	...	...	...	...
7	7	...	...	...	...	...	...	...	...	...	...	...	...	...	...	...	...	...	...
\$10	4	...	...	...	...	...	...	...	...	...	...	...	...	...	...	...	...	...	...
5	5	...	...	...	...	...	...	...	...	...	...	...	...	...	...	...	...	...	...
6	6	...	...	...	...	...	...	...	...	...	...	...	...	...	...	...	...	...	...
7	7	...	...	...	...	...	...	...	...	...	...	...	...	...	...	...	...	...	...
\$25	4	...	...	...	...	...	...	...	...	...	...	...	...	...	...	...	...	...	...
5	5	...	...	...	...	...	...	...	...	...	...	...	...	...	...	...	...	...	...
6	6	...	...	...	...	...	...	...	...	...	...	...	...	...	...	...	...	...	...
7	7	...	...	...	...	...	...	...	...	...	...	...	...	...	...	...	...	...	...
\$50	4	...	...	...	...	...	...	...	...	...	...	...	...	...	...	...	...	...	...
5	5	...	...	...	...	...	...	...	...	...	...	...	...	...	...	...	...	...	...
6	6	...	...	...	...	...	...	...	...	...	...	...	...	...	...	...	...	...	...
7	7	...	...	...	...	...	...	...	...	...	...	...	...	...	...	...	...	...	...
\$100	4	...	...	...	...	...	...	...	...	...	...	...	...	...	...	...	...	...	...
5	5	...	...	...	...	...	...	...	...	...	...	...	...	...	...	...	...	...	...
6	6	...	...	...	...	...	...	...	...	...	...	...	...	...	...	...	...	...	...
7	7	...	...	...	...	...	...	...	...	...	...	...	...	...	...	...	...	...	...
\$200	4	...	...	...	...	...	...	...	...	...	...	...	...	...	...	...	...	...	...
5	5	...	...	...	...	...	...	...	...	...	...	...	...	...	...	...	...	...	...
6	6	...	...	...	...	...	...	...	...	...	...	...	...	...	...	...	...	...	...
7	7	...	...	...	...	...	...	...	...	...	...	...	...	...	...	...	...	...	...
\$300	4	...	...	...	...	...	...	...	...	...	...	...	...	...	...	...	...	...	...
5	5	...	...	...	...	...	...	...	...	...	...	...	...	...	...	...	...	...	...
6	6	...	...	...	...	...	...	...	...	...	...	...	...	...	...	...	...	...	...
7	7	...	...	...	...	...	...	...	...	...	...	...	...	...	...	...	...	...	...
\$500	4	...	...	...	...	...	...	...	...	...	...	...	...	...	...	...	...	...	...
5	5	...	...	...	...	...	...	...	...	...	...	...	...	...	...	...	...	...	...
6	6	...	...	...	...	...	...	...	...	...	...	...	...	...	...	...	...	...	...
7	7	...	...	...	...	...	...	...	...	...	...	...	...	...	...	...	...	...	...
\$1,000	4	...	...	...	...	...	...	...	...	...	...	...	...	...	...	...	...	...	...
5	5	...	...	...	...	...	...	...	...	...	...	...	...	...	...	...	...	...	...
6	6	...	...	...	...	...	...	...	...	...	...	...	...	...	...	...	...	...	...
7	7	...	...	...	...	...	...	...	...	...	...	...	...	...	...	...	...	...	...

**GREAT SHIP CANALS OF THE WORLD.**

CANAL.	Opened	Length	Depth.	Width*	Cost.
	Year.	Miles.	Feet.	Feet.	
Corinth (Greece).....	1838	4	26.25	72	\$5,000,000
Kronstadt-St. Petersburg (Russia)...	1840	16	20.50	220	10,000,000
Elbe and Trave (Germany).....	1900	41	10	72	5,831,000
Kaiser Wilhelm (Germany).....	1845	61	29.50	72	37,128,000
Manchester ship (England).....	1894	35.5	26	120	75,000,000
Sault Ste. Marie (U. S.).....	1855	1.6	22	100	42,250,786
Sault Ste. Marie (Canada).....	1885	1.11	20.25	142	2,791,873
Suez (Egypt).....	1869	90	31	108	100,000,000
Welland (Canada).....	1887	26.75	14	100	25,000,000

\*At the bottom. †Exclusive of locks.

APPROXIMATE VALUE OF FOREIGN COINS.

INTEREST AND STATUTE OF LIMITATIONS.

STATE.	INTEREST.		LIMITATIONS.			STATE.	INTEREST.		LIMITATIONS.		
	Legal rate.	By con- tract.	Judg- ments.	Notes.	Accounts.		Legal rate.	By con- tract.	Judg- ments.	Notes.	Accounts.
Alabama.....	P. ct.	P. ct.	Yrs.	Yrs.	Yrs.	Montana.....	P. ct.	P. ct.	Yrs.	Yrs.	Yrs.
Arkansas.....	8	8	20	*6	3	Nebraska.....	8	Any	10	8	3
Arizona.....	6	10	10	5	3	Nevada.....	7	10	5	5	4
California.....	6	Any	5	4	3	New Hampshire	7	Any	6	6	4
Colorado.....	7	Any	5	4	2	New Jersey.....	6	6	20	6	6
Connecticut.....	8	Any	20	6	6	New Mexico.....	6	6	20	6	6
Delaware.....	6	6	..†	..†	6	New York.....	6	12	7	6	4
Dist. of Columbia	6	6	..†	..†	3	North Carolina.	6	6	20	6	6
Florida.....	6	10	12	3	3	North Dakota..	6	6	10	*3	3
Georgia.....	8	10	20	5	2	Ohio.....	7	12	10	6	6
Idaho.....	7	12	6	5	4	Oklahoma.....	6	8	5	15	6
Illinois.....	7	12	7	6	4	Oregon.....	7	12	1	5	3
Indian Territory.	5	7	20	10	5	Pennsylvania..	6	10	10	6	6
Indiana.....	6	10	..†	..†	6	Rhode Island..	6	6	5	6	6
Iowa.....	6	8	10	10	6	Rhode Island..	6	Any	20	6	6
Kansas.....	6	8	20	10	5	South Carolina.	7	8	10	6	6
Kentucky.....	6	10	5	5	3	South Dakota..	7	12	10	6	6
Louisiana.....	6	6	15	15	*5	Tennessee.....	6	6	10	6	6
Maine.....	5	8	10	5	3	Texas.....	6	10	10	4	2
Maryland.....	6	Any	20	6	6	Utah.....	8	Any	8	6	4
Massachusetts..	6	6	12	3	3	Vermont.....	6	6	8	6	2
Michigan.....	6	Any	20	6	6	Virginia.....	6	6	20	5	6
Minnesota.....	5	7	6	6	6	Washington....	6	12	6	6	3
Mississippi.....	7	10	10	6	6	West Virginia.	6	6	10	10	3
Missouri.....	6	10	7	6	3	Wisconsin.....	6	10	20	6	6
Montana.....	6	8	10	10	5	Wyoming.....	8	12	5	5	8

\*Under seal 10. †No law. ‡Negotiable notes 6; nonnegotiable 17. §Varies by counties. ¶Real estate 20. ††Under seal 12. †††Under seal 14.

Days of grace on notes and drafts are given in the following states and territories: Alabama, Arkansas, South Dakota, Georgia, Indian Territory, Indiana, Iowa, Kansas, Kentucky, Louisiana, Michigan, Minnesota, Mississippi, Missouri, Nebraska, Nevada, New Mexico, North Carolina, Oklahoma, South Carolina, Texas and Wyoming.

APPROXIMATE VALUE OF FOREIGN COINS.

(c. copper; g. gold; s. silver.)

COIN.	COUNTRY.	U. S. equivalent.	COIN.	COUNTRY.	U. S. equivalent.
Argentina, g.	Argentine Rep..	\$4.82	Lira, s	Italy.....	\$0.19
Balboa, g.	Panama.....	1.00	Lira, g.	Turkey.....	4.40
Bollivar, s.	Venezuela.....	.19	Mark, s.	Germany.....	.24
Boliviano, s.	Bolivia.....	.42	Mark, g.	Finland.....	.19
Centavo, c.	Mexico.....	.005	Medjidie, g.	Turkey.....	.88
Centime, c.	France.....	.002	Milreis, s.	Brazil.....	.55
Colon, g.	Costa Rica..	.46	Milreis, g.	Portugal....	1.08
Condor, g.	Chile.....	7.30	Ore, c.	Scandinavia..	.0025
Crown, s.	Austria.....	.20	Penny, c.	Great Britain.	.02
Crown, s.	Denmark.....	.27	Peseta, s.	Spain.....	.19
Crown, s.	Great Britain.	.77	Peso, g.	Argentine Rep.	.96
Crown, s.	Norway.....	.27	Peso, s.	Central America.	.48
Crown, s.	Sweden.....	.27	Peso, g.	Chile.....	.36
Dollar, g.	Brit. Honduras.	1.00	Peso, g.	Colombia.....	1.00
Dollar, s.	Mexico.....	.498	Peso, g.	Cuba.....	.91
Dollar, s.	Liberia.....	1.00	Peso, g.	Philippines..	.50
Doubleloon, g.	Chile.....	3.65	Peso, g.	Uruguay.....	1.03
Drachma, s.	Greece.....	.19	Pfennig, c.	Germany.....	.0025
Escudo, g.	Chile.....	1.82	Plaster, s.	Turkey.....	.04
Farthing, s.	Great Britain.	.005	Pound, g.	Egypt.....	4.94
Florin, s.	Austria.....	.40	Pound, g.	Great Britain.	4.87
Florin, s.	Great Britain.	.50	Ruble, g.	Russia.....	.51
Florin, g.	Netherlands..	.40	Rupee, s.	India.....	.32
Franc, s.	France.....	.19	Scudo, g, s.	Italy.....	.95
Gourde, s.	Haiti.....	.96	Sen, c.	Japan.....	.005
Guilder, s.	Netherlands..	.40	Shilling, s.	Great Britain.	.24
Guinea, g.	Great Britain.	5.04	Sixpence, s.	Great Britain.	.12
Gulden, s.	Austria.....	.48	Sol, s.	Peru.....	.49
Heller, s.	Austria.....	.004	Soldo, c.	Italy.....	.01
Kopeck, c.	Russia.....	.005	Sovereign, g.	Great Britain.	4.87
Kran, s.	Persia.....	.08	Sucre, g.	Ecuador.....	.48
Krone (see crown).			Tael (customs) s	China.....	.80
Libra, g.	Peru.....	4.87	Yen, s.	Japan.....	.50

## WEIGHTS AND MEASURES USED IN THE UNITED STATES.

## MEASURES OF LENGTH.

12 inches = 1 foot.	8 furlongs = 1 mile = 5,280 feet
3 feet = 1 yard = 36 inches.	1.53 miles = 1 geographic mile = 6,085 feet
5½ yards = 1 rod = 16½ feet.	1.53 miles = 1 nautical (knot) mile = 6,085 feet
40 rods = 1 furlong = 660 feet.	1 fathom = 6 feet.

## LIQUID MEASURE.

4 gills = 1 pint.
2 pints = 1 quart.
4 quarts = 1 gallon.
3¼ gallons = 1 barrel.
2 barrels = 1 hogshead.

## DRY MEASURE.

2 pints = 1 quart.
8 quarts = 1 peck.
4 pecks = 1 bushel.

## APOTHECARIES' WEIGHT.

20 grains = 1 scruple.
3 scruples = 1 dram.
8 drams = 1 ounce.
12 ounces = 1 pound.

## TROY WEIGHT.

24 grains = 1 pennyweight.
20 pennyw's = 1 ounce.
12 ounces = 1 pound.

## AVOIRDUPOIS WEIGHT.

27 11-32 grains = 1 dram.	2,000 lbs = 1 short ton.
16 drams = 1 ounce.	2,240 lbs = 1 long ton.
16 ounces = 1 pound.	

## SQUARE MEASURE.

144 square inches = 1 square foot.
9 square feet = 1 square yard.
30¼ square yards = 1 square rod.
160 square rods = 1 acre.
640 acres = 1 square mile.
36 square miles = 1 township.

## CUBIC MEASURE.

1,728 cubic inches = 1 cubic foot.
27 cubic feet = 1 cubic yard.
128 cubic feet = 1 cord of wood or stone.
1 gallon contains 231 cubic inches.
1 bushel contains 2,150.4 cubic inches.
A cord of wood is 8 ft. long, 4 ft. wide & 4 ft. high

## TIME MEASURE.

60 seconds = 1 minute.
60 minutes = 1 hour.
24 hours = 1 day.
365 days = 1 year.
100 years = 1 century.

## STATIONERS' TABLE.

24 sheets = 1 quire.
20 quires = 1 ream.
2 reams = 1 bundle.
5 bundles = 1 bale.

## COUNTING.

12 things = 1 dozen.
12 dozen = 1 gross.
12 gross = 1 great gross
20 things = 1 score.

## METRIC SYSTEM.

The metric system is compulsory in Germany, Austria-Hungary, Belgium, Spain, France, Greece, Italy, Netherlands, Portugal, Roumania, Servia, Norway, Sweden, Switzerland, Argentine Republic, Brazil, Chile, Mexico, Peru and Venezuela.

## WEIGHTS.

Milligram (.001 gram)	= .0154 grain.
Centigram (.01 gram)	= .1543 grain.
Decigram (.1 gram)	= 1.5432 grains.
Gram	= 15.432 grains.
Decagram (10 grams)	= 352.7 ounces.
Hectogram (100 grams)	= 3,527.4 ounces.
Kilogram (1,000 grams)	= 2,204.6 pounds.
Myriagram (10,000 grams)	= 22,046 pounds.
Quintal (100,000 grams)	= 220.46 pounds.
Millier or tonneau-ton (1,000,000 grams)	= 2,204.6 pounds.

## DRY.

Milliliter (.001 liter)	= .061 cubic inch.
Centiliter (.01 liter)	= .6102 cubic inch.
Deciliter (.1 liter)	= 6.1022 cubic inches.
Liter	= .264 quart.
Decaliter (10 liters)	= 9.08 quarts.
Hectoliter (100 liters)	= 2.83 bushels.
Kiloliter (1,000 liters)	= 1.308 cubic yards.

## LIQUID.

Milliliter (.001 liter)	= .0338 fluid ounce.
-------------------------	----------------------

Centiliter (.01 liter)	= .338 fluid ounce
Deciliter (.1 liter)	= .845 gill.
Liter	= 1.0567 quarts;
Decaliter (10 liters)	= 2.6418 gallons.
Hectoliter (100 liters)	= 26.417 gallons.
Kiloliter (1,000 liters)	= 264.18 gallons.

## LENGTH.

Millimeter (.001 meter)	= .0394 inch.
Centimeter (.01 meter)	= .3937 inch.
Decimeter (.1 meter)	= 3.937 inches.
Meter	= 39.37 inches.
Decameter (10 meters)	= 393.7 inches.
Hectometer (100 meters)	= 328 feet 1 inch.
Kilometer (1,000 meters)	= .62137 mile (3,280 feet 10 inches).
Myriameter (10,000 meters)	= 6.2137 miles.

## SURFACE.

Centare (1 square meter)	= 1.550 sq. inches.
Are (100 square meters)	= 119.6 sq. yards.
Hectare (10,000 sq. meters)	= 2.471 acres.

## FOREIGN STANDARDS OF TIME.

	Central meridian.	Fast or slow on Greenwich.		Central meridian.	Fast or slow on Greenwich.
	Degrees.	H.M.S.		Degrees.	H. M.
Japan.....	135 east	9 00 00 fast	West Australia.....	120 east	8 00 fast
Spain.....	0	0 00 00	South Australia.....	142½ east	9 30 fast
Argentina.....	64 west	3 51 38.8 slow	New Zealand.....	172½ east	11 30 fast
Ecuador.....	81 west	5 24 15 slow	Victoria.....	150 east	10 00 fast
Natal.....	30 east	2 00 00 fast	New South Wales.....		
Cape Colony.....	22½ east	1 30 00 fast	Queensland.....		
Mid-Europe.....	15 east	1 00 00 fast	Tasmania.....		
Egypt.....	30 east	2 00 00 fast	Eastern Europe.....	30 east	2 00 fast

\*In Spain the hours are counted from 0 to 24, avoiding the use of a. m. and p. m.



## STATUTORY WEIGHTS OF THE BUSHEL.

STATE OR TERRITORY.	Wheat.	Rye.	Oats.	Burley.	Buckwheat.	Shelled corn.	Corn on cob.	Corrmeal, unbolted.	Bran.	Malt.	Potatoes, Irish.	Potatoes, sweet.	Carrots.	Onions.	Turnips, English.	Beets.	Beans.	Peas.	Apples.	Dried apples.	Dried peaches.	Castor beans.	Flaxseed.	Hemp seed.	Millet seed.	Timothy seed.	Blue grass seed.	Hungarian, gr. seed.	Clover seed.
United States.....	60	56	32	48	48	56	70	48	..	34	60	60	60	60	60	60	60	60	60	60	60	50	56	..	..	..	..	..	
Alabama.....	60	56	32	48	48	56	70	48	..	..	60	60	60	60	60	60	60	60	60	60	60	60	60	60	60	60	60	60	
Alaska.....	60	56	32	48	48	56	70	48	..	..	60	60	60	60	60	60	60	60	60	60	60	60	60	60	60	60	60	60	
Arizona.....	60	56	32	48	48	56	70	48	..	..	60	60	60	60	60	60	60	60	60	60	60	60	60	60	60	60	60	60	
Arkansas.....	60	56	32	48	48	56	70	48	..	..	60	60	60	60	60	60	60	60	60	60	60	60	60	60	60	60	60	60	
California.....	60	54	32	50	40	40	50	..	..	..	60	60	60	60	60	60	60	60	60	60	60	60	60	60	60	60	60	60	
Colorado.....	60	56	32	48	48	52	56	..	..	..	60	60	60	60	60	60	60	60	60	60	60	60	60	60	60	60	60	60	
Connecticut.....	60	56	32	48	48	48	56	..	..	..	60	60	60	60	60	60	60	60	60	60	60	60	60	60	60	60	60	60	
Delaware.....	60	56	32	48	48	56	70	..	..	..	60	60	60	60	60	60	60	60	60	60	60	60	60	60	60	60	60	60	
District of Columbia.....	60	56	32	48	48	56	70	..	..	..	60	60	60	60	60	60	60	60	60	60	60	60	60	60	60	60	60	60	
Florida.....	60	56	32	48	48	56	70	..	..	..	60	60	60	60	60	60	60	60	60	60	60	60	60	60	60	60	60	60	
Georgia.....	60	56	32	47	52	56	70	..	..	..	60	60	60	60	60	60	60	60	60	60	60	60	60	60	60	60	60	60	
Hawaii.....	60	56	32	48	48	56	70	..	..	..	60	60	60	60	60	60	60	60	60	60	60	60	60	60	60	60	60	60	
Idaho.....	60	56	32	48	42	42	56	..	..	..	60	60	60	60	60	60	60	60	60	60	60	60	60	60	60	60	60	60	
Illinois.....	60	56	32	48	48	52	56	..	..	..	60	60	60	60	60	60	60	60	60	60	60	60	60	60	60	60	60	60	
Indiana.....	60	56	32	48	48	50	56	..	..	..	60	60	60	60	60	60	60	60	60	60	60	60	60	60	60	60	60	60	
Indian Territory.....	60	56	32	48	48	56	70	..	..	..	60	60	60	60	60	60	60	60	60	60	60	60	60	60	60	60	60	60	
Iowa.....	60	56	32	48	52	56	70	..	..	..	60	60	60	60	60	60	60	60	60	60	60	60	60	60	60	60	60	60	
Kansas.....	60	56	32	48	50	56	70	..	..	..	60	60	60	60	60	60	60	60	60	60	60	60	60	60	60	60	60	60	
Kentucky.....	60	56	32	47	56	56	70	..	..	..	60	60	60	60	60	60	60	60	60	60	60	60	60	60	60	60	60	60	
Louisiana.....	60	56	32	48	56	56	70	..	..	..	60	60	60	60	60	60	60	60	60	60	60	60	60	60	60	60	60	60	
Maine.....	60	56	32	48	48	56	70	..	..	..	60	60	60	60	60	60	60	60	60	60	60	60	60	60	60	60	60	60	
Maryland.....	60	56	32	48	48	56	70	..	..	..	60	60	60	60	60	60	60	60	60	60	60	60	60	60	60	60	60	60	
Massachusetts.....	60	56	32	48	48	56	70	..	..	..	60	60	60	60	60	60	60	60	60	60	60	60	60	60	60	60	60	60	
Michigan.....	60	56	32	48	48	56	70	..	..	..	60	60	60	60	60	60	60	60	60	60	60	60	60	60	60	60	60	60	
Minnesota.....	60	56	32	48	50	56	70	..	..	..	60	60	60	60	60	60	60	60	60	60	60	60	60	60	60	60	60	60	
Mississippi.....	60	56	32	48	48	56	72	..	..	..	60	60	60	60	60	60	60	60	60	60	60	60	60	60	60	60	60	60	
Missouri.....	60	56	32	48	52	56	70	..	..	..	60	60	60	60	60	60	60	60	60	60	60	60	60	60	60	60	60	60	
Montana.....	60	56	32	48	52	56	70	..	..	..	60	60	60	60	60	60	60	60	60	60	60	60	60	60	60	60	60	60	
Nebraska.....	60	56	32	48	52	56	70	..	..	..	60	60	60	60	60	60	60	60	60	60	60	60	60	60	60	60	60	60	
Nevada.....	60	56	32	48	56	56	70	..	..	..	60	60	60	60	60	60	60	60	60	60	60	60	60	60	60	60	60	60	
New Hampshire.....	60	56	32	48	56	56	70	..	..	..	60	60	60	60	60	60	60	60	60	60	60	60	60	60	60	60	60	60	
New Jersey.....	60	56	32	48	50	56	70	..	..	..	60	60	60	60	60	60	60	60	60	60	60	60	60	60	60	60	60	60	
New Mexico.....	60	56	32	48	56	56	70	..	..	..	60	60	60	60	60	60	60	60	60	60	60	60	60	60	60	60	60	60	
New York.....	60	56	32	48	48	56	70	..	..	..	60	60	60	60	60	60	60	60	60	60	60	60	60	60	60	60	60	60	
North Carolina.....	60	56	32	48	50	56	70	..	..	..	60	60	60	60	60	60	60	60	60	60	60	60	60	60	60	60	60	60	
North Dakota.....	60	56	32	48	42	56	70	..	..	..	60	60	60	60	60	60	60	60	60	60	60	60	60	60	60	60	60	60	
Ohio.....	60	56	32	48	50	56	70	..	..	..	60	60	60	60	60	60	60	60	60	60	60	60	60	60	60	60	60	60	
Oklahoma.....	60	56	32	48	42	56	70	..	..	..	60	60	60	60	60	60	60	60	60	60	60	60	60	60	60	60	60	60	
Oregon.....	60	56	32	48	42	56	70	..	..	..	60	60	60	60	60	60	60	60	60	60	60	60	60	60	60	60	60	60	
Pennsylvania.....	60	56	32	47	48	56	70	..	..	..	60	60	60	60	60	60	60	60	60	60	60	60	60	60	60	60	60	60	
Rhode Island.....	60	56	32	48	48	56	70	..	..	..	60	60	60	60	60	60	60	60	60	60	60	60	60	60	60	60	60	60	
South Carolina.....	60	56	32	48	48	56	70	..	..	..	60	60	60	60	60	60	60	60	60	60	60	60	60	60	60	60	60	60	
South Dakota.....	60	56	32	48	42	56	70	..	..	..	60	60	60	60	60	60	60	60	60	60	60	60	60	60	60	60	60	60	
Tennessee.....	60	56	32	48	50	56	70	..	..	..	60	60	60	60	60	60	60	60	60	60	60	60	60	60	60	60	60	60	
Texas.....	60	56	32	48	42	56	70	..	..	..	60	60	60	60	60	60	60	60	60	60	60	60	60	60	60	60	60	60	
Utah.....	60	56	32	48	42	56	70	..	..	..	60	60	60	60	60	60	60	60	60	60	60	60	60	60	60	60	60	60	
Vermont.....	60	56	32	48	48	56	70	..	..	..	60	60	60	60	60	60	60	60	60	60	60	60	60	60	60	60	60	60	
Virginia.....	60	56	32	48	52	56	70	..	..	..	60	60	60	60	60	60	60	60	60	60	60	60	60	60	60	60	60	60	
Washington.....	60	56	32	48	42	56	70	..	..	..	60	60	60	60	60	60	60	60	60	60	60	60	60	60	60	60	60	60	
West Virginia.....	60	56	32	48	52	56	70	..	..	..	60	60	60	60	60	60	60	60	60	60	60	60	60	60	60	60	60	60	
Wisconsin.....	60	56	32	48	50	56	70	..	..	..	60	60	60	60	60	60	60	60	60	60	60	60	60	60	60	60	60	60	
Wyoming.....	60	56	32	48	50	56	70	..	..	..	60	60	60	60	60	60	60	60	60	60	60	60	60	60	60	60	60	60	

NOTE—Rye meal takes 48 pounds to the bushel in the District of Columbia and 50 in Maine, Massachusetts, New York, Rhode Island and Wisconsin. Peeled dried peaches take 38 pounds to the bushel in Alabama and 40 in Virginia. The metric system is used in the Philippines and Porto Rico.

## RAILWAY DISASTER IN ENGLAND.

While running at an excessively high rate of speed an express train on the London & Southwestern railway left the rails at Salisbury at 2 a. m., July 1, 1906. The wreck which resulted was one of the worst in the history of England. Twenty-three passengers were killed instantly and more than a

dozen others severely injured. The victims, with the exception of the railway employes, had landed late in the evening from the steamer New York and were proceeding on their way to London when the accident occurred. The cause of the disaster was not definitely ascertained.

## LEGAL HOLIDAYS.

- Alabama—Jan. 1; Jan. 19 (Lee's birthday); Feb. 22; Mardi Gras (the day before Ash Wednesday, first day of Lent); Good Friday (the Friday before Easter); April 26 (Confederate Memorial day); June 3 (Jefferson Davis' birthday); July 4; Labor day (first Monday in September); Thanksgiving day (last Thursday in November); Dec. 25.
- Alaska—Jan. 1; Feb. 22; May 30 (Decoration day; July 4; Thanksgiving day; Dec. 25.
- Arizona—Jan. 1; Arbor day (first Monday in February); Feb. 22; May 30; July 4; general election day; Thanksgiving day; Dec. 25.
- Arkansas—Jan. 1; Feb. 22; July 4; Thanksgiving day; Dec. 25.
- California—Jan. 1; Feb. 22; May 30; July 4; Sept. 9 (Admission day); Labor day (first Monday in September); general election day in November; Thanksgiving day; Dec. 25.
- Colorado—Jan. 1; Feb. 22; Arbor and School day (third Friday in April); May 30; July 4; first Monday in September; general election day; Thanksgiving day; Dec. 25; every Saturday afternoon from June 1 to Aug. 31 in the city of Denver.
- Connecticut—Jan. 1; Feb. 12 (Lincoln's birthday); Feb. 22; Good Friday; May 30; July 4; Labor day (first Monday in September); Thanksgiving day; Dec. 25.
- Delaware—Jan. 1; Feb. 12; Feb. 22; May 30; July 4; first Monday in September; Thanksgiving day; Dec. 25.
- District of Columbia—Jan. 1; Feb. 22; March 4 (Inauguration day); May 30; July 4; first Monday in September; Thanksgiving day; Dec. 25.
- Florida—Jan. 1; Jan. 19 (Lee's birthday); Arbor day (first Friday in February); Feb. 22; April 26 (Confederate Memorial day); June 3 (Jefferson Davis' birthday); July 4; first Monday in September; Thanksgiving day; general election day; Dec. 25.
- Georgia—Jan. 1; Jan. 19 (Lee's birthday); Feb. 22; April 26 (Confederate Memorial day); June 3 (Jefferson Davis' birthday); July 4; first Monday in September; Thanksgiving day; Arbor day (first Friday in December); Dec. 25.
- Idaho—Jan. 1; Feb. 22; Arbor day (first Friday after May 1); July 4; first Monday in September; general election day; Thanksgiving day; Dec. 25.
- Illinois—Jan. 1; Feb. 12 (Lincoln's birthday); Feb. 22; May 30; July 4; Labor day (first Monday in September); general, state, county and city election days; Saturday afternoons; Thanksgiving day; Dec. 25. Arbor, Bird and Flag days are appointed by the governor. The two first named come together and are usually fixed for the middle of April. Flag day comes about the middle of June.
- Indiana—Jan. 1; Feb. 22; May 30; July 4; first Monday in September; general election day; Thanksgiving day; Dec. 25.
- Indiana Territory—July 4; Dec. 25.
- Iowa—Jan. 1; Feb. 22; May 30; July 4; first Monday in September; general election day; Thanksgiving day; Dec. 25.
- Kansas—The only holidays by statute are Feb. 22, May 30, Labor day (first Monday in September) and Arbor day; but the days commonly observed in other states are holidays by common consent.
- Kentucky—Jan. 1; Feb. 22; May 30; first Monday in September; Thanksgiving day; general election day; Dec. 25.
- Louisiana—Jan. 1; Jan. 8 (anniversary of the battle of New Orleans); Feb. 22; Mardi Gras (day before Ash Wednesday); Good Friday (Friday before Easter); April 26 (Confederate Memorial day); July 4; Nov. 1 (All Saints' day); general election day; fourth Saturday in November (Labor day, in the parish of New Orleans only); Dec. 25; every Saturday afternoon in New Orleans.
- Maine—Jan. 1; Feb. 22; Good Friday; May 30; July 4; Labor day; Thanksgiving day; Dec. 25.
- Maryland—Jan. 1; Feb. 22; May 30; July 4; first Monday in September; Sept. 12 (Defenders' day); general election day; Dec. 25; every Saturday afternoon.
- Massachusetts—Feb. 22; April 19 (Patriots' day); May 30; July 4; first Monday in September; Thanksgiving day; Dec. 25.
- Michigan—Jan. 1; Feb. 22; May 30; July 4; first Monday in September; Thanksgiving day; Dec. 25.
- Minnesota—Jan. 1; Feb. 12; Feb. 22; Good Friday (Friday before Easter); May 30; July 4; first Monday in September; Thanksgiving day; general election day; Dec. 25; Arbor day (as appointed by the governor).
- Mississippi—First Monday in September; by common consent July 4, Thanksgiving day and Dec. 25 are observed as holidays.
- Missouri—Jan. 1; Feb. 22; May 30; July 4; Labor day; general election day; Thanksgiving day; Dec. 25; every Saturday afternoon in cities of 100,000 or more inhabitants.
- Montana—Jan. 1; Feb. 22; Arbor day (third Tuesday in April); May 30; July 4; first Monday in September; general election day; Thanksgiving day; Dec. 25; any day appointed by the governor as a fast day.
- Nebraska—Jan. 1; Feb. 22; Arbor day (April 22); May 30; July 4; first Monday in September; Thanksgiving day; Dec. 25.
- Nevada—Jan. 1; Feb. 22; July 4; Thanksgiving day; Dec. 25.
- New Hampshire—Feb. 22; fast day appointed by the governor; May 30; July 4; first Monday in September; Thanksgiving day; general election day; Dec. 25.
- New Jersey—Jan. 1; Feb. 12; Feb. 22; May 30; July 4; first Monday in September; general election day; Thanksgiving and fast days, and every Saturday afternoon.
- New Mexico—Jan. 1; July 4; Thanksgiving and fast days; Dec. 25; Decoration, Labor and Arbor days appointed by the governor.
- New York—Jan. 1; Feb. 12; Feb. 22; May 30; July 4; first Monday in September; general election day; Thanksgiving and fast days; Dec. 25; every Saturday afternoon.
- North Carolina—Jan. 1; Jan. 19 (Lee's birthday); May 10 (Confederate Memorial day); May 20 (anniversary of the signing of the Mecklenburg declaration of independence); July 4; state election day in August; first Thursday in September (Labor day); Thanksgiving day; Dec. 25; every Saturday afternoon.
- North Dakota—Jan. 1; Feb. 12; Feb. 22; May 30; July 4; Arbor day (when appointed by the governor); general election day; Thanksgiving day; Dec. 25.

Ohio—Jan. 1; Feb. 22; May 30; July 4; first Monday in September; general election day; Thanksgiving day; Dec. 25; every Saturday afternoon in cities of 50,000 or more inhabitants.

Oklahoma—Jan. 1; Feb. 22; May 30; July 4; general election day; Thanksgiving day; Dec. 25.

Oregon—Jan. 1; Feb. 22; May 30; first Saturday in June; July 4; first Monday in September; general election day; Thanksgiving day; public fast day; Dec. 25.

Pennsylvania—Jan. 1; Feb. 12; Feb. 22; May 30; Good Friday; July 4; first Monday in September; general election day; Thanksgiving day; Dec. 25; every Saturday afternoon.

Philippines—Jan. 1; Feb. 22; Thursday and Friday of Holy week; July 4; Aug. 13; Thanksgiving day; Dec. 25; Dec. 30.

Porto Rico—Jan. 1; Feb. 22; Good Friday; May 30; July 4; July 25 (Landing day); Thanksgiving day; Dec. 25.

Rhode Island—Jan. 1; Feb. 22; second Friday in May (Arbor day); May 30; July 4; first Monday in September; general election day; Thanksgiving day; Dec. 25.

South Carolina—Jan. 1; Jan. 19 (Lee's birthday); Feb. 22; May 10 (Confederate Memorial day); June 3 (Jefferson Davis' birthday); general election day; Thanksgiving day; Dec. 25, 26, 27.

South Dakota—Same as in North Dakota.

Tennessee—Jan. 1; Good Friday; May 30; July 4; first Monday in September; general election day; Thanksgiving day; Dec. 25; every Saturday afternoon.

Texas—Jan. 1; Feb. 22 (Arbor day); March

2 (anniversary of Texas independence); April 21 (anniversary of battle of San Jacinto); July 4; first Monday in September; general election day; appointed fast days; Thanksgiving day; Dec. 25.

Utah—Jan. 1; Feb. 22; April 15 (Arbor day); May 30; July 4; July 24 (Pioneer day); first Monday in September; Thanksgiving and appointed fast days; Dec. 25.

Vermont—Jan. 1; Feb. 22; May 30; July 4; Aug. 16 (Bennington Battle day); Labor day; Thanksgiving day; Dec. 25.

Virginia—Jan. 1; Jan. 19 (Lee's birthday); Feb. 22; July 4; first Monday in September; Thanksgiving and appointed fast days; Dec. 25; every Saturday afternoon.

Washington—Jan. 1; Feb. 12 (Lincoln's birthday); Feb. 22; May 30; July 4; first Monday in September; general election day; Thanksgiving day; Dec. 25.

West Virginia—Jan. 1; Feb. 12; Feb. 22; May 30; July 4; Labor day; general election day; Thanksgiving day; Dec. 25.

Wisconsin—Jan. 1; Feb. 22; May 30; July 4; first Monday in September; general election day; Thanksgiving day; Dec. 25.

Wyoming—Jan. 1; Feb. 12; Feb. 22; May 30; July 4; first Monday in September; general election day; Dec. 25.

The national holidays, such as July 4, New Year's, etc., are such by general custom and observance and not because of congressional legislation. Congress has passed no laws establishing holidays for the whole country. It has made Labor day a holiday in the District of Columbia, but the law is of no effect elsewhere.

## REGISTRATION OF TRADE-MARKS.

Under the law passed by congress Feb. 20, 1905, and effective April 1, 1905, citizens of the United States, or foreigners living in countries affording similar privileges to citizens of the United States, may obtain registration of trade-marks used in commerce with foreign nations, or among the several states, or with Indian tribes, by complying with the following requirements: First, by filing in the patent office an application therefor in writing, addressed to the commissioner of patents, signed by the applicant, specifying his name, domicile, location and citizenship; the class of merchandise and the particular description of goods comprised in such class to which the trade-mark is appropriated; a statement of the mode in which the same is applied and affixed to goods, and the length of time during which the trade-mark has been used. With this statement shall be filed a drawing of the trade-mark, signed by the applicant or his attorney, and such number of specimens of the trade-mark as may be required by the commissioner of patents. Second, by pay-

ing into the treasury of the United States the sum of \$10 and otherwise complying with the requirements of the law and such regulations as may be prescribed by the commissioner of patents.

The application must be accompanied by a written declaration to the effect that the applicant believes himself to be the owner of the trade-mark sought to be registered and that no other person or corporation has the right to use it; that such trade-mark is in use and that the description and drawing presented are correct. Trade-marks consisting of or comprising immoral or scandalous matter, the coat of arms, flag or other insignia of the United States or of any state or foreign nation cannot be registered. Fees for renewal of trade-marks and for filing opposition to registration are \$10 each; for appeals from examiners to the commissioner of patents, \$15 each.

Further information regarding the trade-mark law may be had by applying to the commissioner of patents, Washington, D. C.

## UNITED STATES COINAGE MINTS AND ASSAY OFFICES.

Coinage mints of the United States are located in Philadelphia, Pa.; New Orleans, La.; San Francisco, Cal., and Denver, Col. The government assay offices are in New York, N. Y.; Carson, Nev.; Denver, Col.; Boise, Idaho; Helena, Mont.; Charlotte,

N. C.; St. Louis, Mo.; Deadwood, S. D., and Seattle, Wash. The mint in Philadelphia was established in 1792 and the others as follows: New Orleans, 1838; San Francisco, 1852, and Denver, 1904.

## UNITED STATES CIVIL SERVICE.

Civil-service act approved Jan. 16, 1883.

**Officers**—Three commissioners are appointed by the president to assist him in classifying the government offices and positions, formulating rules and enforcing the law. Their office is in Washington, D. C. The chief examiner is appointed by the commissioners to secure accuracy, uniformity and justice in the proceedings of the examining boards. The secretary to the commission is appointed by the president.

**General Rules**—The fundamental rules governing appointments to government positions are found in the civil-service act itself. Based upon these are many other regulations formulated by the commission and promulgated by the president from time to time as new contingencies arise. The present rules were approved March 20, 1903, and went into effect April 15, 1903. In a general way they require that there must be free, open examinations of applicants for positions in the public service; that appointments shall be made from those graded highest in the examinations; that appointments to the service in Washington shall be apportioned among the states and territories according to population; that there shall be a period (six months) of probation before any absolute appointment is made; that no person in the public service is for that reason obliged to contribute to any political fund or is subject to dismissal for refusing to so contribute; that no person in the public service has any right to use his official authority or influence to coerce the political action of any person. Applicants for positions shall not be questioned as to their political or religious beliefs and no discrimination shall be exercised against or in favor of any applicant or employe on account of his religion or politics. The classified civil service shall include all officers and employes in the executive civil service of the United States except laborers and persons whose appointments are subject to confirmation by the senate.

**Examinations**—These are conducted by boards of examiners chosen from among persons in government employ and are held twice a year in all the states and territories at convenient places. In Illinois, for example, they are usually held at Cairo, Chicago and Peoria. The dates are announced through the newspapers or by other means. They can always be learned by applying to the commission or to the nearest postoffice or custom house. Those who desire to take examination are advised to write to the commission in Washington for the "Manual of Examinations," which is sent free to all applicants. It is revised semi-annually to Jan. 1 and July 1. The January edition contains a schedule of the spring examinations and the July edition contains a schedule of the fall examinations. Full information is given as to the methods and rules governing examinations, manner of making application, qualifications required, regulations for rating examination papers, certification for and chances of appointment, and as far as possible it outlines the scope of the different subjects of general and technical examinations. These are practical in character and are designed to

test the relative capacity and fitness to discharge the duties to be performed. It is necessary to obtain an average percentage of 70 to be eligible for appointment, except that applicants entitled to preference because of honorable discharge from the military or naval service for disability resulting from wounds or sickness incurred in the line of duty need obtain but 65 per cent. The period of eligibility is one year.

**Qualifications of Applicants**—No person will be examined who is not a citizen of the United States; who is not within the age limitations prescribed; who is physically disqualified for the service which he seeks; who has been guilty of criminal, infamous, dishonest or disgraceful conduct; who has been dismissed from the public service for delinquency and misconduct or has failed to receive absolute appointment after probation; who is addicted to the habitual use of intoxicating liquors to excess, or who has made a false statement in his application. The age limitations in the more important branches of the public service are: Post-office, 18 to 45 years; rural letter carriers, 17 to 55; internal revenue, 21 years and over; railway mail, 18 to 35; lighthouse, 18 to 50; life saving, 18 to 45; general departmental, 20 and over. These age limitations are subject to change by the commission. They do not apply to applicants of the preferred class. Applicants for the position of railway mail clerk must be at least 5 feet 6 inches in height, exclusive of boots or shoes, and weigh not less than 135 pounds in ordinary clothing and have no physical defects. Applicants for certain other positions have to come up to similar physical requirements.

**Method of Appointment**—Whenever a vacancy exists the appointing officer makes requisition upon the civil-service commission for a certification of names to fill the vacancy, specifying the kind of position vacant, the sex desired and the salary. The commission thereupon takes from the proper register of eligibles the names of the three persons standing highest of the sex called for and certifies them to the appointing officer, who is required to make the selection. He may choose any one of the three names, returning the other two to the register to await further certification. The time of examination is not considered, as the highest in average percentage on the register must be certified first. If after a probationary period of six months the name of the appointee is continued on the roll of the department in which he serves the appointment is considered absolute.

**Removals**—No person can be removed from a competitive position except for such cause as will promote the efficiency of the public service and for reasons given in writing. No examination of witnesses nor any trial shall be required except in the discretion of the officer making the removal.

**Salaries**—Entrance to the departmental service is usually in the lowest grades, the higher grades being generally filled by promotion. The usual entrance grade is about \$900, but the applicant may be appointed at \$340, \$760 or even \$600.

RATES OF POSTAGE AND MONEY ORDERS.

DOMESTIC.

Embraces the United States and Island possessions, including Hawaii, Porto Rico, the Philippines, Guam and Tutulla.

**FIRST CLASS.**—Letters and all written or partly written matter, whether sealed or unsealed, and all other matter sealed or otherwise closed against inspection, 2 cents per ounce or fraction thereof. Postal cards issued by the government sold at 1 cent each; double, or reply cards, 2 cents each. Cards must not be changed or mutilated in any way and no printing or writing other than the address is allowable on the address side. "Private mailing cards" (post cards) require 1 cent postage. These cards must conform in shape and quality and weight of paper used to the cards issued by the government. Each card must be an unfolded piece of cardboard not exceeding 3 9-16 by 5 9-16 inches, not less than 2 15-16 by 4 5/8 inches, and must bear at the top of the address side the words "Post Card." Advertisements and illustrations may be printed on either side provided they do not interfere with the distinctness of the address or postmark.

Among the articles requiring first-class postage are blank forms filled out in writing; certificates, checks and receipts filled out in writing; copy (manuscript or typewritten) unaccompanied by proof sheets; plans and drawings containing written words, letters or figures; price lists containing written figures changing individual items; old letters sent singly or in bulk; typewritten matter and manifold copies thereof, and stenographic notes.

**SECOND CLASS.**—All regular newspapers, magazines and other periodicals issued at stated intervals not less frequently than four times a year, when mailed by publishers or news agents, 1 cent a pound or fraction thereof; when mailed by others, 1 cent for each four ounces or fractional parts thereof.

**THIRD CLASS.**—Books, circulars, pamphlets and other matter wholly in print (not included in second-class matter), 1 cent for each two ounces or fractional part thereof. The following named articles are among those subject to third-class rate of postage: Almanacs, architectural designs, blue prints, bulbs, seeds, roots, scions and plants, calendars, cards, press clippings with name and date of papers stamped or written in, engravings, samples of grain in its natural condition, imitation of hand or type written matter when mailed at postoffice window in a minimum number of twenty identical copies separately addressed; insurance applications and other blank forms mainly in print; printed labels, lithographs, maps, music books, photographs, tags, proof sheets, periodicals having the character of books, and publications which depend for their circulation upon offers of premiums.

**FOURTH CLASS.**—All matter not in the first, second or third class, which is not in its form or nature liable to destroy, deface or otherwise damage the contents of the mailbag or harm the person of any one engaged in the postal service, 1 cent an ounce or fraction thereof. Included in fourth-class mail matter are the following articles: Blank books, blank cards or paper, blotters, playing cards, celluloid, coin, crayon pic-

tures, cut flowers, metal or wood cuts, drawings, dried fruit, dried plants, electrotype plates, framed engravings, envelopes, geological specimens, letterheads, cloth maps, samples of merchandise, metals, minerals, napkins, oil paintings, paper bags or wrapping paper, photograph albums, printed matter on other material than paper, queen bees properly packed, stationery, tints, wall paper and wooden rulers bearing printed advertisements.

**UNMAILABLE MATTER.**—Includes that which is prohibited by law, regulation or treaty stipulation and that which by reason of illegible or insufficient address cannot be forwarded to destination. Among the articles prohibited are poisons, explosives or inflammable articles, articles exhaling bad odors, vinous, spirituous and malt liquors, specimens of disease germs, lottery letters and circulars, indecent and scurrilous matter.

**SPECIAL DELIVERY.**—Any article of mailable matter bearing a 10-cent special delivery stamp in addition to the regular postage is entitled to immediate delivery on its arrival at the office of address between the hours of 7 a. m. and 11 p. m., if the office be of the free-delivery class; and between the hours of 7 a. m. and 7 p. m., if the office be other than a free-delivery office.

**REGISTRATION.**—All mailable matter may be registered at the rate of 8 cents for each package in addition to the regular postage, which must be prepaid. An indemnity not to exceed \$10 for any one piece, or the actual value if less than \$10, will be paid for the loss of first-class registered matter.

**LIMITS OF WEIGHT.**—No package of third or fourth class matter weighing more than four pounds, except single books, will be received for conveyance by mail. The limit of weight does not apply to second-class matter mailed at the second-class rate of postage, or at the rate of 1 cent for each four ounces, nor is it enforced against matter fully prepaid with postage stamps affixed at the first-class or letter rate of postage.

**MONEY-ORDER FEES.**—For domestic money orders in denominations of \$100 or less the following fees are charged:

For orders for sums not exceeding \$2.50..	3c
For over \$2.50 and not exceeding \$5.....	5c
For over \$5 and not exceeding \$10.....	8c
For over \$10 and not exceeding \$20.....	10c
For over \$20 and not exceeding \$30.....	12c
For over \$30 and not exceeding \$40.....	15c
For over \$40 and not exceeding \$50.....	18c
For over \$50 and not exceeding \$60.....	20c
For over \$60 and not exceeding \$75.....	25c
For over \$75 and not exceeding \$100.....	30c

**SUGGESTIONS.**—Direct your mail matter to a postoffice, writing the name of the state plainly, and if to a city, add the street and number or postoffice box of the person addressed. Write or print your name and address, and the contents, if a package, upon the upper left-hand corner of all mail matter. This will insure the immediate return of all first-class matter to you for correction, if improperly addressed or insufficiently paid; and if it is not called for at destination it can be returned to you without going to the dead-letter office. If a letter, it will be returned free. Undelivered second, third and fourth class matter will not

be forwarded or returned without a prepayment of postage. When a return card appears on this matter either the sender or addressee is requested to send the postage. Register all valuable letters and packages.

#### FOREIGN.

Mail matter may be sent to any foreign country subject to the following rates and conditions:

**REGISTRATION.**—Eight cents additional to ordinary postage on all articles to foreign countries.

**ON LETTERS.**—Five cents for each half ounce or fraction thereof—prepayment optional except as to Canada and Mexico. Double rates are collected on delivery of unpaid or short-paid letters.

**POST CARDS.**—Single, 2 cents each; with paid reply, 4 cents each.

**"PRIVATE MAILING CARDS"** (Post Cards).—Two cents each, subject to conditions governing domestic post cards.

On newspapers, books, pamphlets, photographs, sheet music, maps, engravings and similar printed matter, 1 cent for each two ounces or fraction thereof. Prepayment required at least in part.

To CANADA (including Nova Scotia, New Brunswick, Manitoba and Prince Edward Island)—Letters, 2 cents for each ounce or fraction thereof; postal cards, 1 cent each; books, circulars and similar printed matter, 1 cent for each two ounces or fraction thereof; second-class matter, same as in the United States; samples of merchandise, 1 cent for each two ounces. Minimum postage, 2 cents. Merchandise, 1 cent for each ounce or fraction. Packages must not exceed four pounds in weight—prepayment compulsory.

**CUBA.**—Rates of postage same as to the United States.

To MEXICO.—Letters, postal cards and printed matter, same rates as in the United States; samples, 1 cent for each two ounces; 2 cents the least postage on a single package; merchandise other than samples can be sent only by parcels post.

To SHANGHAI, CHINA.—Letters, 2 cents an ounce or fraction thereof.

**LIMITS OF SIZE AND WEIGHT.**—Packages of samples of merchandise to foreign countries must not exceed twelve ounces, nor measure more than twelve inches in length, eight in breadth and four in depth; and packages of printed matter must not exceed four pounds six ounces.

#### PARCELS POST.

Unsealed packages of mailable merchandise may be sent by parcels post to Jamaica, including the Turks and Caicos islands, Barbados, the Bahamas, British Honduras, Guatemala, republic of Honduras, Mexico, the Leeward islands, New Zealand, Nicaragua, the republic of Colombia, Salvador, Costa Rica, the Danish West India islands—St. Thomas, St. Croix and St. John—British Guiana, the Windward islands, Newfoundland, Trinidad, including Tobago, and Germany at the postage rate and subject to the conditions herein prescribed. Parcels may also be sent to Chile and Venezuela, subject to these conditions, at the rate of 20 cents per pound or fractional part thereof. Limit of weight.....11 pounds  
Greatest length.....3 feet 6 inches  
Postage.....12c a pound or fraction thereof  
Greatest length and girth combined...6 feet

Except that parcels for Colombia, Costa Rica and Mexico must not measure more than two feet in length or more than four feet in girth.

A parcel must not be posted in a letter box, but must be taken to the postoffice window and presented to the person in charge, between the hours of 9 a. m. and 5 p. m., where a record will be made and a receipt given therefor.

#### INTERNATIONAL MONEY ORDERS.

For sums not exceeding \$10.....	10c
Over \$10 and not exceeding \$20.....	20c
Over \$20 and not exceeding \$30.....	30c
Over \$30 and not exceeding \$40.....	40c
Over \$40 and not exceeding \$50.....	50c
Over \$50 and not exceeding \$60.....	60c
Over \$60 and not exceeding \$70.....	70c
Over \$70 and not exceeding \$80.....	80c
Over \$80 and not exceeding \$90.....	90c
Over \$90 and not exceeding \$100.....	\$1

Domestic rates apply to Cuba and to the island possessions of the United States. For Mexico the rates are one-half of the regular international fees.

Money orders are exchanged between the United States and Switzerland, Great Britain and Ireland, Germany, France, Italy, Canada and Newfoundland, Jamaica, New South Wales, Victoria, New Zealand, Queensland, Cape Colony, Windward and Leeward islands, Belgium, Portugal, Tasmania, Sweden, Norway, Japan, Denmark, Netherlands, Dutch East Indies, the Bahamas, Trinidad and Tobago, British Guiana, republic of Honduras, Austria, Hungary, Hongkong, Salvador, Bermuda, Luxemburg, South Australia, Cuba, Chile, British Honduras, Egypt, Finland and Korea.

### ATTEMPTED ASSASSINATION OF KING ALFONSO.

Immediately after the marriage of King Alfonso of Spain to Princess Ena of Battenberg in Madrid, May 31, 1906, as the royal couple were driving back from the church to the palace, a bomb concealed in a bouquet was thrown from the third story of a house in the Calle Mayer. The missile was slightly deflected by an electric wire, but it fell near the carriage occupied by the king and queen and exploded, killing twenty-seven persons and wounding nearly 100 more. The royal pair escaped all injury, though their coach was damaged and the horses attached to it were killed. Among the persons slain were the marquise of Tolosa, her daughter,

cousin and niece, four officers of the escort, the king's groom, several soldiers and a number of citizens. The wounded included the king's equerry (the duke of Satomayer) and Gen. Weyler.

It was soon learned that the room from which the bomb was thrown had been rented for the occasion by a man named Manuel Morales. Sunday evening, June 3, he was arrested in a suburb of Madrid as he was about to take a train for Barcelona, his home, but he shot and killed his captor and then committed suicide. Morales was an avowed anarchist.

APPLICATIONS FOR PATENTS.

[Condensed from Rules of Practice in the United States patent office.]

A patent may be obtained by any person who has invented or discovered any new and useful art, machine, manufacture, or composition of matter, or any new and useful improvement thereof not previously patented or described in this or any other country, for more than two years prior to his application, unless the same is proved to have been abandoned. A patent may also be obtained for any new design for a manufacture, bust, statue, alto-relievo or bas-relief; for the printing of woollen, silk or other fabrics; for any new impression, ornament, pattern, print or picture to be placed on or woven into any article of manufacture; and for any new, useful and original shape or configuration of any article of manufacture, upon payment of fees and taking the other necessary steps.

Applications for patents must be in writing, in the English language and signed by the inventor if alive. The application must include the first fee of \$15, a petition, specification and oath, and drawings, model or specimen when required. The petition must be addressed to the commissioner of patents and must give the name and full address of the applicant, must designate by title the invention sought to be patented, must contain a reference to the specification for a full disclosure of such invention and must be signed by the applicant.

The specification must contain the following in the order named: Name and residence of the applicant with title of invention; a general statement of the object and nature of the invention; a brief description of the several views of the drawings (if the invention admits of such illustration); a detailed description; claim or claims; signature of inventor and signatures of two witnesses. Claims for a machine and its product and claims for a machine and the process in the performance of which the machine is used must be presented in separate applications, but claims for a process and its product may be presented in the same application.

The applicant, if the inventor, must make oath or affirmation that he believes himself to be the first inventor or discoverer of that which he seeks to have patented. The oath or affirmation must also state of what country he is a citizen and where he resides. In every original application the applicant must swear or affirm that the invention has not been patented to himself or to others with his knowledge or consent in this or any foreign country for more than two years prior to his application, or on an application for a patent filed in any foreign country by himself or his legal representatives or assigns more than seven months prior to his application. If application has been made in any foreign country full and explicit details must be given.

The oath or affirmation may be made before any one who is authorized by the laws of his country to administer oaths.

Drawings must be on white paper with india ink and the sheets must be exactly 10x15 inches in size with a margin of one inch. They must show all details clearly and without the use of superfluous lines.

Applications for reissues must state why the original patent is believed to be defective and tell precisely how the errors were made. These applications must be accompanied by the original patent and an offer to surrender the same; or, if the original be lost, by an affidavit to that effect and certified copy of the patent. Every applicant whose claims have been twice rejected for the same reasons may appeal from the primary examiners to the examiners in chief upon the payment of a fee of \$10.

The duration of patents is for seventeen years except in the case of design patents, which may be for three and a half, seven or fourteen years as the inventor may elect.

Caveats or notices given to the patent office of claims to inventions to prevent the issue of patents to other persons upon the same invention, without notice to the caveators, may be filed upon the payment of a fee of \$10. Caveats must contain the same information as applications for patents.

Schedule of fees and prices:

Original application.....	\$15.00
On issue of patent.....	20.00
Design patent (3½ years).....	10.00
Design patent (7 years).....	15.00
Design patent (14 years).....	30.00
Caveat .....	10.00
Reissue .....	30.00
First appeal.....	10.00
Second appeal.....	20.00
For certified copies of printed patents:	
Specification and drawing, per copy....	\$0.05
Certificate .....	.25
Grant .....	.50
For manuscript copies of records, per	
100 words.....	.10
If certified, for certificate.....	.25
Blue prints of drawings, 10x15, per copy	.25
Blue prints of drawings, 7x11, per copy	.15
Blue prints of drawings, 5x8, per copy	.05
For searching records or titles, per hour	.50
For the Official Gazette, per year, in	
United States.....	5.00

PATENT OFFICE STATISTICS.

Yr. Applicat'ns.	Issues.	Yr. Applicat'ns.	Issues.		
1894.....	33,349	20,867	1900.....	41,890	26,499
1895.....	40,680	22,057	1901.....	46,449	27,373
1896.....	43,982	23,373	1902.....	49,641	27,886
1897.....	47,905	23,794	1903.....	50,213	31,699
1898.....	35,842	22,267	1904.....	52,143	30,934
1899.....	41,443	25,527	1905.....	54,971	30,399

PRESIDENTIAL ELECTION IN FRANCE.

Clement Armand Fallieres was elected president of the republic of France Jan. 17, 1906, at Versailles and inaugurated Feb. 18. He received 449 votes to 371 cast for Paul Doumer, no other candidate being named. Only one ballot was taken. M. Fallieres at

the time of his election was president of the French senate. He was at first opposed to the separation of church and state in France, but changed his views and voted with the majority. In politics he has always been a republican.

PRESIDENTIAL VOTE (1828-1904).

Yr.	Candidate.	Party.	Popular vote.	Electoral vote.	Yr.	Candidate.	Party.	Popular vote.	Electoral vote.
1828	Jackson.....	Democrat..	647,231	178	1876	Walker.....	American..	2,636	.....
1828	Adams.....	Federal.....	509,097	83	1880	Hancock.....	Democrat..	4,442,035	155
1832	Jackson.....	Democrat..	687,502	219	1880	Garfield.....	Republican	4,449,053	214
1832	Clay.....	Whig.....	530,189	49	1880	Weaver.....	Greenback..	307,306	.....
1832	Floyd.....	Whig.....	.....	11	1880	Dew.....	Prohibition	10,487	.....
1832	Wirt.....	Anti-M.....	33,108	7	1880	Phelps.....	American..	707	.....
1836	Van Buren.....	Democrat..	761,549	170	1884	Cleveland..	Democrat..	4,911,017	219
1836	Harrison.....	Whig.....	.....	73	1884	Blaine.....	Republican	4,848,534	182
1836	White.....	Whig.....	.....	25	1884	Butler.....	Greenback..	193,825	.....
1836	Webster.....	Whig.....	736,656	14	1884	St. John.....	Prohibition	151,809	.....
1836	Mangum.....	Whig.....	.....	11	1888	Cleveland..	Democrat..	5,588,336	168
1840	Van Buren.....	Democrat..	1,128,702	60	1888	Harrison.....	Republican	5,440,216	233
1840	Harrison.....	Whig.....	1,275,012	234	1888	Streeter.....	Union Lab..	141,105	.....
1840	Polk.....	Liberty.....	7,059	.....	1888	Fisk.....	Prohibition	249,987	.....
1844	Clay.....	Democrat..	1,337,243	170	1888	Cowdrey.....	United Lab.	2,808	.....
1844	Blrney.....	Whig.....	1,293,038	105	1892	Cleveland..	Democrat..	5,556,918	277
1844	Blrney.....	Liberty.....	62,300	.....	1892	Harrison.....	Republican	5,176,108	145
1848	Taylor.....	Whig.....	1,360,101	163	1892	Hidwell.....	Prohibition	264,133	.....
1848	Cass.....	Democrat..	1,220,544	107	1892	Weaver.....	People's....	1,041,028	22
1848	Van Buren.....	Free Soil..	231,263	.....	1892	Wing.....	Socialist..	21,164	.....
1852	Pierce.....	Democrat..	1,601,474	254	1896	McKinley.....	Republican	7,104,779	271
1852	Scott.....	Whig.....	1,380,675	42	1896	Bryan.....	Democrat..	6,502,925	176
1852	Ilale.....	Free Soil..	156,149	.....	1896	Levering.....	Prohibition	132,107	.....
1856	Buchanan.....	Democrat..	1,838,169	174	1896	National.....	National.....	13,467	.....
1856	Fremont.....	American..	1,341,264	114	1896	Matchett.....	Soc. Labor..	36,274	.....
1856	Fillmore.....	Republican	874,534	8	1896	Palmer.....	Nat. Dem....	136,274	.....
1860	Douglas.....	Democrat..	1,375,157	12	1900	McKinley.....	Republican	7,217,310	292
1860	Breckinr'ge.	Democrat..	845,763	72	1900	Bryan.....	Democrat..	6,357,826	155
1860	Lincoln.....	Republican	1,866,352	180	1900	Woolley.....	Prohibition	208,791	.....
1860	Bell.....	Union.....	539,581	39	1900	Barker.....	People's....	50,218	.....
1864	McClellan.....	Democrat..	1,808,725	21	1900	Leonard.....	Soc. Dem....	87,769	.....
1864	Lincoln.....	Republican	2,216,067	216	1900	Malloney.....	Soc. Lab....	39,944	.....
1868	Seymour.....	Democrat..	2,709,613	80	1900	Ellis.....	United Chr.	518	.....
1868	Grant.....	Republican	3,015,071	214	1900	Roosevelt.....	Union R....	5,098	.....
1872	Greeley.....	Democrat..	2,334,079	*66	1904	Parker.....	Republican	7,620,670	336
1872	O'Conor.....	Ind. Dem....	29,408	.....	1904	Debs.....	Prohibition	5,080,207	140
1872	Grant.....	Republican	3,597,070	292	1904	Swallow.....	Prohibition	258,205	.....
1872	Black.....	T'mpera'ce	5,698	.....	1904	Debs.....	Socialist..	401,380	.....
1876	Tilden.....	Democrat..	4,284,885	184	1904	Watson.....	People's....	111,375	.....
1876	Hayes.....	Republican	4,033,950	185	1904	Correan.....	Soc. Lab....	41,390	.....
1876	Cooper.....	Greenback..	81,740	.....	1904	Holcomb.....	Continental	830	.....
1876	Smith.....	Prohibition	9,522	.....					

\* Owing to the death of Mr. Greeley, the 66 electoral votes were variously cast. Thomas A. Hendricks received 42, B. Gratz Brown 18, Horace Greeley 3, Charles J. Jenkins 2, David Davis 1.

ELECTORAL VOTE BY STATES.

STATE.	1904.		1900.		1896.		STATE.	1904.		1900.		1896.	
	Roosevelt, R.	Par. ker, D.	McKinley, R.	Bryan, D.	McKinley, R.	Bryan, D.		Roosevelt, R.	Par. ker, D.	McKinley, R.	Bryan, D.	McKinley, R.	Bryan, D.
Alabama.....	.....	11	.....	11	.....	11	Nebraska.....	8	.....	8	.....	8	.....
Arkansas.....	.....	9	.....	8	.....	8	Nevada.....	3	.....	.....	.....	.....	3
California.....	10	.....	9	.....	8	1	New Hampshire.....	4	.....	3	.....	.....	.....
Colorado.....	5	.....	.....	.....	.....	.....	New Jersey.....	12	.....	10	.....	4	.....
Connecticut.....	7	.....	.....	4	.....	4	New York.....	39	.....	36	.....	36	.....
Delaware.....	.....	.....	.....	.....	.....	.....	North Carolina.....	.....	12	.....	11	.....	11
Florida.....	.....	5	.....	.....	.....	4	North Dakota.....	.....	.....	.....	.....	.....	.....
Georgia.....	.....	13	.....	13	.....	13	Ohio.....	23	.....	.....	.....	.....	.....
Idaho.....	.....	.....	.....	.....	.....	.....	Oregon.....	4	.....	23	.....	23	.....
Illinois.....	27	.....	24	.....	24	.....	Pennsylvania.....	34	.....	32	.....	4	.....
Indiana.....	15	.....	15	.....	15	.....	Rhode Island.....	4	.....	4	.....	32	.....
Iowa.....	13	.....	13	.....	13	.....	South Carolina.....	.....	9	.....	4	.....	4
Kansas.....	10	.....	10	.....	10	.....	South Dakota.....	4	.....	4	.....	9	.....
Kentucky.....	.....	13	.....	13	.....	12	Tennessee.....	.....	12	.....	.....	.....	12
Louisiana.....	.....	9	.....	8	.....	8	Texas.....	.....	18	.....	15	.....	15
Maine.....	6	.....	6	.....	6	.....	Utah.....	.....	.....	.....	.....	.....	3
Maryland.....	1	.....	.....	.....	.....	.....	Vermont.....	.....	.....	.....	.....	.....	.....
Massachusetts.....	16	.....	15	.....	15	.....	Virginia.....	.....	12	.....	12	.....	12
Michigan.....	14	.....	14	.....	14	.....	Washington.....	.....	.....	.....	.....	.....	4
Minnesota.....	11	.....	9	.....	9	.....	West Virginia.....	.....	.....	.....	.....	.....	.....
Mississippi.....	.....	10	.....	9	.....	9	Wisconsin.....	13	.....	12	.....	12	.....
Missouri.....	18	.....	.....	17	.....	17	Wyoming.....	.....	.....	.....	.....	.....	.....
Montana.....	3	.....	.....	3	.....	3	Total.....	336	140	262	155	271	176



## POPULAR VOTE FOR PRESIDENT (1824\*-1904).

1824—J. Q. Adams had 105,321 to 155,872 for Jackson, 44,282 for Crawford and 46,587 for Clay. Jackson over Adams, 50.51. Adams less than combined vote of others, 141,420. Of the whole vote Adams had 29.92 per cent, Jackson 44.27, Clay 13.23, Crawford 12.58. Adams elected by house of representatives.

1828—Jackson had 647,231 to 509,097 for J. Q. Adams. Jackson's majority, 138,134. Of the whole vote Jackson had 55.97 per cent, Adams 44.03.

1832—Jackson had 687,502 to 530,189 for Clay and 33,108 for Floyd and Wirt combined. Jackson's majority, 124,205. Of the whole vote Jackson had 54.96 per cent, Clay 42.39 and the others combined 2.65.

1836—Van Buren had 761,549 to 736,656, the combined vote for Harrison, White, Webster and Mangum. Van Buren's majority, 24,893. Of the whole vote Van Buren had 50.83 per cent and the others combined 49.17.

1840—Harrison had 1,275,017 to 1,128,702 for Van Buren and 7,059 for Birney. Harrison's majority, 139,256. Of the whole vote Harrison had 52.89 per cent, Van Buren 46.82 and Birney .39.

1844—Polk had 1,337,243 to 1,299,068 for Clay and 62,300 for Brincy. Polk over Clay, 38,175. Polk less than others combined, 24,125. Of the whole vote Polk had 49.55 per cent, Clay 48.14 and Birney 2.31.

1848—Taylor had 1,360,101 to 1,220,544 for Cass and 291,263 for Van Buren. Taylor over Cass, 139,557. Taylor less than others combined, 152,706. Of the whole vote Taylor had 47.36 per cent, Cass 42.50 and Van Buren 10.14.

1852—Pierce had 1,601,474 to 1,350,576 for Scott, 156,149 for Hale and 1,670 for Daniel Webster. Pierce over all, 63,079. Of the whole vote Pierce had 50.90 per cent, Scott 44.10 and Hale 4.97.

1856—Buchanan had 1,838,169 to 1,341,264 for Fremont and 874,534 for Fillmore. Buchanan over Fremont 496,905. Buchanan less than combined vote of others, 377,629. Of the whole vote Buchanan had 45.34 per cent, Fremont 33.19 and Fillmore 21.57.

1860—Lincoln had 1,866,352 to 1,375,157 for Douglas, 845,763 for Breckinridge and 589,581 for Bell. Lincoln over Douglas, 491,195. Lincoln less than Douglas and Breckinridge combined, 354,568. Lincoln less than combined vote of all others, 944,149. Of the whole vote Lincoln had 39.91 per cent, Douglas 29.40, Breckinridge 18.08 and Bell 12.61.

1864—Lincoln had 2,216,067 to 1,808,725 for McClellan (eleven states not voting, viz.: Alabama, Arkansas, Florida, Georgia, Louisiana, Mississippi, North Carolina, South Carolina, Tennessee, Texas and Virginia). Lincoln's majority, 407,342. Of the whole vote Lincoln had 55.06 per cent and McClellan 44.94.

1868—Grant had 3,015,071 to 2,709,613 for Seymour (three states not voting, viz.: Mississippi, Texas and Virginia). Grant's majority, 305,458. Of the whole vote Grant had 52.67 per cent and Seymour 47.33.

1872—Grant had 3,597,070 to 2,834,079 for Greeley, 29,408 for O'Connor and 5,608 for Black,

Grant's majority, 729,975. Of the whole vote Grant had 55.63 per cent, Greeley 43.83, O'Connor .15 and Black .09.

1876—Hayes had 4,033,950 to 4,284,885 for Tilden, 81,740 for Cooper, 9,522 for Smith and 2,636 scattering. Tilden's majority over Hayes, 250,935. Tilden's majority of the entire vote cast, 157,037. Hayes less than the combined vote of others 344,833. Of the whole vote cast Hayes had 47.95 per cent, Tilden 50.94, Cooper .97, Smith .11, scattering .03.

1880—Garfield had 4,449,053 to 4,442,035 for Hancock, 307,306 for Weaver and 12,576 scattering. Garfield over Hancock, 7,018. Garfield less than the combined vote for others, 313,864. Of the popular vote Garfield had 48.26 per cent, Hancock 48.25, Weaver 3.33, scattering .13.

1884—Cleveland had 4,911,017 to 4,848,334 for Blaine, 151,809 for St. John, 133,825 for Butler. Cleveland had over Blaine 62,683 Cleveland had 48.48 per cent, Blaine 48.22, St. John 1.56, Butler 1.33.

1888—Harrison had 5,440,216 to 5,538,233 for Cleveland, 249,937 for Fisk, 141,105 for Streeter, 2,808 for Cowdrey, 1,591 for Curtis and 9,845 scattering. Harrison had 98.017 less than Cleveland. Of the whole vote Harrison had 47.83 per cent, Cleveland 48.63, Fisk 2.21 and Streeter 1.28.

1892—Cleveland had 5,556,918 to 5,176,108 for Harrison, 264,133 for Bidwell, 1,041,028 for Weaver and 21,164 for Wing. Cleveland had over Harrison 380,810. Of the whole vote Cleveland had 45.73 per cent, Harrison 42.49, Bidwell 2.17 and Weaver 8.67.

1896—McKinley had 7,104,779, Bryan, 6,502,925; Levering, 132,007; Bentley, 13,969; Matchett, 36,274; Palmer, 133,148. McKinley had over Bryan 601,854 votes. Of the whole vote McKinley had 50.49 per cent and Bryan 46.26.

1900—McKinley had 7,217,810 to 6,357,826 for Bryan, 208,791 for Woolley, 50,218 for Barker, 87,769 for Debs, 39,944 for Malloney, 518 for Leonard and 5,098 for Ellis. McKinley over Bryan, 859,984. McKinley's majority over all, 367,646. Of the whole vote McKinley received 51.66 per cent and Bryan 45.51 per cent.

1904—Roosevelt had 7,620,670 to 5,080,207 for Parker, 253,205 for Swallow, 401,330 for Debs, 111,373 for Watson, 41,330 for Corregan and 830 for Holcomb. Roosevelt over Parker, 2,540,463. Roosevelt's majority over all, 1,727,345. Of the whole vote Roosevelt received 57.13 per cent and Parker 38 per cent.

Of the presidents, Adams, federalist; Polk, Buchanan and Cleveland, democrats; Taylor, whig; Lincoln (first term), Hayes, Garfield and Harrison, republicans, did not, when elected, receive a majority of the popular vote. The highest percentage of popular vote received by any president was 57.13 for Roosevelt, republican, in 1904; the lowest, 39.91 for Lincoln, republican, in 1860; Buchanan, democrat, next lowest, with 45.34.

\*Prior to 1824 electors were chosen by the legislatures of the different states.

## PRESIDENTS AND THEIR CABINETS.

PRESIDENTS AND VICE-PRESIDENTS.	<i>Inaugu- rated.</i>	<i>Secretaries of state.</i>	<i>Secretaries of the treasury.</i>	<i>Secretaries of war</i>
*George Washington.....	1789	T. Jefferson.....1789	Alex. Hamilton...1789	Henry Knox...1789
*John Adams.....	1793	E. Randolph.....1794 T. Pickering.....1795	Oliver Wolcott...1795	T. Pickering...1795 Jas. McHenry...1796
John Adams.....	1797	T. Pickering...1797	Oliver Wolcott...1797	Jas. McHenry...1797
Thomas Jefferson.....	1797	John Marshall...1800	Samuel Dexter...1801	John Marshall...1800 Sam'l Dexter...1800 R. Grilswold...1801
*Thomas Jefferson.....	1801	James Madison...1801	Samuel Dexter...1801	H. Dearborn...1801
Aaron Burr.....	1801		Albert Gallatin...1801	
*George Clinton.....	1805			
*James Madison.....	1809	Robert Smith...1809	Albert Gallatin...1809	Wm. Eustis...1809
†George Clinton.....	1809	James Monroe...1811	G. W. Campbell...1814	J. Armstrong...1813
Elihu Gerry.....	1813		A. J. Dallas...1814	James Monroe...1814
			W. H. Crawford...1816	W. H. Crawford...1815
*James Monroe.....	1817	J. Q. Adams...1817	W. H. Crawford...1817	Isaac Shelby...1817
*Daniel D. Tompkins.....	1817			Geo. Graham...1817 J. C. Calhoun...1817
John Q. Adams.....	1825	Henry Clay...1825	Richard Rush...1825	Jas. Barbour...1825
*John C. Calhoun.....	1825			Peter B. Porter...1828
*Andrew Jackson.....	1829	M. Van Buren...1829	Sam. D. Ingham...1829	John H. Eaton...1829
†John C. Calhoun.....	1829	E. Livingston...1831	Louis McLane...1831	Lewis Cass...1831
Martin Van Buren.....	1833	Louis McLane...1833	W. J. Duane...1833	B. F. Butler...1837
		John Forsyth...1834	Roger B. Taney...1833	
			Levi Woodbury...1834	
Martin Van Buren.....	1837	John Forsyth...1837	Levi Woodbury...1837	Joel R. Poinsett...1837
Richard M. Johnson.....	1837			
†William H. Harrison.....	1841	Daniel Webster...1841	Thos. Ewing...1841	John Bell...1841
John Tyler.....	1841			
John Tyler.....	1841	Daniel Webster...1841	Thos. Ewing...1841	John Bell...1841
		Hugh S. Legare...1843	Walter Forward...1841	John McLean...1841
		Abel P. Upshur...1843	John C. Spencer...1843	J. C. Spencer...1841
		John C. Calhoun...1844	Geo. M. Bibb...1844	Jas. M. Porter...1843
				Wm. Wilkins...1844
James K. Polk.....	1845	James Buchanan...1845	Robt. J. Walker...1845	Wm. L. Marcy...1845
George M. Dallas.....	1845			
†Zachary Taylor.....	1849	John M. Clayton...1849	Wm. M. Meredith...1849	G. W. Crawford...1849
Millard Fillmore.....	1849			
Millard Fillmore.....	1850	Daniel Webster...1850	Thomas Corwin...1850	C. M. Conrad...1850
		Edward Everett...1852		
Franklin Pierce.....	1853	W. L. Marcy...1853	James Guthrie...1853	Jefferson Davis...1853
†William R. King.....	1853			
James Buchanan.....	1857	Lewis Cass...1857	Howell Cobb...1857	John B. Floyd...1857
John C. Breckinridge.....	1857	J. S. Black...1860	Philip F. Thomas...1860	Joseph Holt...1861
			John A. Dix...1861	
*†Abraham Lincoln.....	1861	W. H. Seward...1861	Salmon P. Chase...1861	S. Cameron...1861
Hannibal Hamlin.....	1861		W. P. Fessenden...1864	E. M. Stanton...1862
Andrew Johnson.....	1865		Hugh McCulloch...1865	
Andrew Johnson.....	1865	W. H. Seward...1865	Hugh McCulloch...1865	E. M. Stanton...1865
				U. S. Grant...1867
				L. Thomas...1868
				J. M. Schofield...1868
*Ulysses S. Grant.....	1869	E. B. Washburne...1869	Geo. S. Boutwell...1869	J. A. Rawlins...1869
Schuyler Colfax.....	1869	Hamilton Fish...1869	W. A. Richardson...1873	W. T. Sherman...1869
†Henry Wilson.....	1873		Benj. H. Bristow...1874	W. W. Belknap...1869
			Lot M. Morrill...1876	Alphonso Taft...1876
				J. D. Cameron...1876
Rutherford B. Hayes.....	1877	W. M. Evarts...1877	John Sherman...1877	G. W. McCrary...1877
William A. Wheeler.....	1877			Alex. Ramsey...1879

(Continued on page 32.)

\*Elected two consecutive terms. †Died while in office. ‡Resigned.

## PRESIDENTS AND THEIR CABINETS.—CONTINUED.

<i>Secretaries of the navy.</i>	<i>Secretaries of the interior.*</i>	<i>Postmasters-general.†</i>	<i>Attorney-generals.</i>
		Samuel Osgood...1789 Timothy Pickering...1791 Jos. Habersham...1795	E. Randolph...1789 Wm. Bradford...1794 Charles Lee...1795
Benjamin Stoddert...1798		Jos. Habersham...1797	Charles Lee...1797 Theo. Parsons...1801
Benjamin Stoddert...1801 Robert Smith...1801 Jacob Crowninshield...1805		Jos. Habersham...1801 Gideon Granger...1801	Levi Lincoln...1801 Robt. Smith...1805 John Breck- inridge...1805 C. A. Rodney...1807
Paul Hamilton...1809 William Jones...1813 B. W. Crowninshield...1814		Gideon Granger...1809 R. J. Meigs, Jr...1814	C. A. Rodney...1809 Wm. Pinckney...1811 William Rush...1814
B. W. Crowninshield...1817		R. J. Meigs, Jr...1817 John McLean...1823	William Rush...1817 William Wirt...1817
Smith Thompson...1818 S. L. Southard...1823 S. L. Southard...1825		John McLean...1825	William Wirt...1825
John Branch...1829 Levi Woodbury...1831 Mahlon Dickerson...1834		Wm. T. Barry...1829 Amos Kendall...1835	John M. Berrien...1829 Roger B. Taney...1831 B. F. Butler...1833
Mahlon Dickerson...1837		Amos Kendall...1837 John M. Niles...1840	B. F. Butler...1837 Felix Grundy...1835 H. D. Gilpin...1840
George E. Badger...1841		Francis Granger...1841	J. J. Crittenden...1841
George E. Badger...1841 Abel P. Upshur...1841 David Henshaw...1843 Thomas W. Gillmer...1844 John Y. Mason...1844		Francis Granger...1841 C. A. Wickliffe...1841	J. J. Crittenden...1841 Hugh S. Legare...1841 John Nelson...1843
George Bancroft...1845 John Y. Mason...1846		Cave Johnson...1845	John Y. Mason...1845 Nathan Clifford...1846 Isaac Toucey...1848
William B. Preston...1849	Thomas Ewing...1849	Jacob Collamer...1849	Reverdy Johnson...1849
William A. Graham...1850 John P. Kennedy...1852	Thomas A. Pearce...1850 T. M. T. McKernon...1850 A. H. H. Stuart...1850	Nathan K. Hall...1850 Sam D. Hubbard...1852	J. J. Crittenden...1850
James C. Dobbin...1853	Robt. McClelland...1853	James Campbell...1853	Caleb Cushing...1853
Isaac Toucey...1857	Jacob Thompson...1857	Aaron V. Brown...1857 Joseph Holt...1859	J. S. Black...1857 Edw. M. Stanton...1860
Gideon Welles...1861	Caleb B. Smith...1861 John P. Usher...1863	Montgomery Blair...1861 William Dennison...1864	Edward Bates...1861 Titian J. Coffey...1863 James Speed...1864
Gideon Welles...1865	John P. Usher...1865 James Harlan...1865 O. H. Browning...1866	William Dennison...1865 A. W. Randall...1866	James Speed...1865 Henry Stanbery...1866 Wm. M. Evarts...1868
Adolph E. Borie...1869 George M. Robeson...1869	Jacob D. Cox...1869 Columbus Delano...1870 Zach Chandler...1875	J. A. J. Cresswell...1869 Jas. W. Marshall...1874 Marshall Jewell...1874 James N. Tyner...1876	E. R. Hoar...1869 A. T. Ackerman...1870 Geo. H. Williams...1871 Edw. Pierrepont...1875 Alphonso Taft...1876
R. W. Thompson...1877 Nathan Goff, Jr...1881	Carl Schurz...1877	David M. Key...1877 Horace Maynard...1880	Chas. Devens...1877

(Continued on page 33.)

\*This department was established by an act of congress March 3, 1849. †Not a cabinet officer until 1829.

PRESIDENTS AND THEIR CABINETS.—CONTINUED FROM PAGE 30.

PRESIDENTS AND VICE-PRESIDENTS.	Inaugurated.	Secretaries of state.	Secretaries of the treasury.	Secretaries of war.
†James A. Garfield. ....	1881	James G. Blaine, 1881	Wm. Windom.... 1881	R. T. Lincoln. 1881
Chester A. Arthur.....	1881			
Chester A. Arthur.....	1881	F. T. Frelinghuysen..... 1881	Chas. J. Folger. 1881 W. Q. Gresham. 1884 Hugh McCulloch. 1884	R. T. Lincoln.... 1881
Grover Cleveland.....	1885	Thos. F. Bayard. 1885	Daniel Manning. 1885 Chas. S. Fairchild. 1887	W. C. Endicott. 1885
†Thos. A. Hendricks.....	1885			
Benjamin Harrison.....	1889	James G. Blaine. 1889	Wm. Windom.... 1889	R. Proctor..... 1889
Levi P. Morton.....	1889	John W. Foster. 1889	Charles Foster... 1891	S. B. Elkins.... 1891
Grover Cleveland.....	1893	W. Q. Gresham... 1893	John G. Carlisle. 1893	D. S. Lamont... 1893
Adlai E. Stevenson.....	1893	Richard Olney... 1895		
*William McKinley.....	1897	John Sherman... 1897	Lyman J. Gage. 1897	R. A. Alger... 1897
†Garret A. Hobart.....	1897	Wm. R. Day..... 1897		Elihu Root.... 1897
Theodore Roosevelt.....	1901	John Hay..... 1898		
Theodore Roosevelt.....	1901	John Hay..... 1901	Lyman J. Gage. 1901 Leslie M. Shaw. 1902	Elihu Root.... 1901 Wm. H. Taft... 1904
Theodore Roosevelt.....	1905	John Hay..... 1905	Leslie M. Shaw. 1905	Wm. H. Taft... 1905
Charles W. Fairbanks.....	1905	Elihu Root..... 1905		

\*Elected two consecutive terms. †Died while in office.

SPEAKERS OF THE HOUSE.

CONGRESS.	Years.	Name.	State.	Born	Died.	CONGRESS.	Years.	Name.	State.	Born	Died.
1.....	1789-91	F. A. Muhlenberg	Pa.	1750	1801	29.....	1845-47	J. W. Davis.....	Ind.	1799	1850
2.....	1791-93	J. Trumbull.....	Conn.	1740	1809	30.....	1847-49	R. C. Winthrop.	Mass.	1809	1894
3.....	1793-95	F. A. Muhlenberg	Pa.	1750	1801	31.....	1849-51	Howell Cobb.....	Ga.	1815	1868
4-5.....	1795-99	Jonathan Dayton	N. J.	1760	1824	32-33.....	1851-55	Linn Boyd.....	Ky.	1800	1859
6.....	1799-01	Theo. Sedgwick.....	Mass.	1746	1813	34.....	1856-57	N. P. Banks.....	Mass.	1816	1894
7-9.....	1801-07	Nathan l. Macon.....	N. C.	1757	1837	35.....	1857-59	James L. Orr.....	S. C.	1822	1873
10-11.....	1807-11	J. B. Varnum.....	Mass.	1750	1821	36.....	1860-61	W. Pennington.....	N. C.	1796	1862
12-13.....	1811-14	Henry Clay.....	Ky.	1777	1852	37.....	1861-63	G. A. Grow.....	Pa.	1823	1871
13.....	1814-15	Langdon Cheves.....	S. C.	1776	1857	38-40.....	1863-69	S. Colfax.....	Ind.	1823	1885
14-16.....	1815-20	Henry Clay.....	Ky.	1777	1852	41-43.....	1869-75	J. G. Blaine.....	Me.	1830	1893
16.....	1820-21	J. W. Taylor.....	N. Y.	1784	1854	44.....	1875-76	M. C. Kerr.....	Ind.	1827	1876
17.....	1821-23	P. P. Barbour.....	Va.	1783	1841	44-46.....	1876-81	S. J. Randall.....	Pa.	1828	1890
18.....	1823-25	Henry Clay.....	Ky.	1777	1852	47.....	1881-83	J. W. Keifer.....	O.	1836	1891
19.....	1825-27	J. W. Taylor.....	N. Y.	1784	1854	48-50.....	1883-89	J. G. Carlisle.....	Ky.	1835	1902
20-23.....	1827-34	A. Stevenson.....	Va.	1784	1857	51.....	1889-91	Thomas B. Reed.....	Me.	1839	1902
23.....	1834-35	John Bell.....	Tenn.	1797	1869	52-53.....	1891-95	C. F. Crisp.....	Ga.	1845	1896
24-25.....	1835-39	James K. Polk.....	Tenn.	1795	1849	54-55.....	1895-99	Thomas B. Reed.....	Me.	1839	1902
26.....	1839-41	R. M. T. Hunter.....	Va.	1809	1887	56-57.....	1899-03	D. B. Henderson.....	Iowa	1840	1901
27.....	1841-43	John White.....	Ky.	1805	1845	58-59.....	1903-06	J. G. Cannon.....	Ill.	1836	1902
28.....	1843-45	J. W. Jones.....	Va.	1805	1848						

THE ELECTORAL COLLEGE.

Following is the electoral vote of the states, based upon the apportionment of representatives made by congress under the census of 1900:

State.	Electoral vote.	State.	Electoral vote.	State.	Electoral vote.	State.	Electoral vote.
Alabama.....	11	Kansas.....	10	Nevada.....	3	Tennessee.....	12
Arkansas.....	9	Kentucky.....	13	New Hampshire....	4	Texas.....	18
California.....	10	Louisiana.....	9	New Jersey.....	12	Utah.....	3
Colorado.....	5	Maine.....	6	New York.....	39	Vermont.....	4
Connecticut.....	7	Maryland.....	8	North Carolina....	12	Virginia.....	12
Delaware.....	3	Massachusetts.....	16	North Dakota....	4	Washington.....	5
Florida.....	5	Michigan.....	14	Ohio.....	23	West Virginia....	7
Georgia.....	13	Minnesota.....	11	Oregon.....	4	Wisconsin.....	13
Idaho.....	3	Mississippi.....	10	Pennsylvania.....	34	Wyoming.....	3
Illinois.....	27	Missouri.....	18	Rhode Island.....	4		
Indiana.....	15	Montana.....	3	South Carolina....	9	Total.....	476
Iowa.....	13	Nebraska.....	8	South Dakota.....	4	Nec. to choice....	239

SURVIVORS OF THE UNION ARMY AND NAVY IN THE CIVIL WAR.

The probable number of survivors of the union army and navy in the war of the rebellion on June 30 for a series of years is estimated in a table prepared by Gen. F. C. Ainsworth, chief of the record and pension office, war department, as follows:

1907.....	744,196	1910.....	626,231	1925.....	116,073	1940.....	349
1908.....	705,197	1915.....	429,727	1930.....	57,033	1945.....	0
1909.....	665,832	1920.....	251,727	1935.....	6,296		

PRESIDENTS AND THEIR CABINETS.—CONTINUED FROM PAGE 31.

Secretaries of the navy.	Secretaries of the interior.*	Postmasters-general.	Attorney-generals.	Secretaries of agriculture.†
W. H. Hunt....1881	S. J. Kirkwood.1881	T. L. James....1881	W. MacVeagh 1881	
W. E. Chandler 1881	Henry M. Teller 1881	T. O. Howe....1881 W. Q. Gresham.1883 Frank Hatton.1884	B. H. Brewster.1881	
W. C. Whitney.1885	L. Q. C. Lamar.1885 Wm. F. Vilas.. 1888	Wm. F. Vilas...1885 D. M. Dickinson.1888	A. H. Garland 1885	N. J. Colman.1889
Benj. F. Tracy.1889	John W. Noble.1889	J. Wanamaker.1889	W. H. Miller.1889	J. M. Rusk ..1889
Hilary A. Herbert.....1893	Hoke Smith....1893 D. R. Francis...1896	W. S. Bissell...1893 W. L. Wilson...1896	R. Olney.....1896 J. Harmon....1895	J. S. Morton.1893
John D. Long..1897	C. N. Bliss.....1897 E. A. Hitchcock. 1899	James A. Gary.1897 Chas. E. Smith.1898	J. McKenna...1897 J. W. Griggs..1897 P. C. Knox...1901	J. Wilson....1897
John D. Long..1901 Wm. H. Moody.1902 Paul Morton...1904 C. J. Bonaparte.1905	E. A. Hitchcock.1901 E. A. Hitchcock.1905	Chas. E. Smith.1901 Henry C. Payne.1902 Robt. J. Wynne.1904 G. B. Cortelyou.1905	P. C. Knox...1901 W. H. Moody.1904 W. H. Moody.1905	J. Wilson....,1901 J. Wilsop....1905

Secretaries of Commerce and Labor (department established Feb. 14, 1903)—George B Cortelyou. 1903; Victor H. Metcalf, 1904-1906.

\*This department was established March 3, 1849. †Established Feb. 11, 1889.

CABINET CHANGES IN 1907.

It was officially announced by President Roosevelt Oct. 23, 1906, that after March 4, 1907, his cabinet would be constituted as follows:

- Secretary of State—Ellibn Root of New York.
- Secretary of the Treasury—George B. Cortelyou of New York.
- Secretary of War—William H. Taft of Ohio.
- Attorney-General—Charles J. Bonaparte of Maryland.
- Postmaster-General—George von L. Meyer of Massachusetts.

- Secretary of the Navy—Victor H. Metcalf of California.
  - Secretary of the Interior—Ethan Allen Hitchcock of Missouri.
  - Secretary of Agriculture—James Wilson of Iowa.
  - Secretary of Commerce and Labor—Oscar Solomon Straus of New York.
- The first of the changes, it was announced, would take place Jan. 1 upon the retirement of Attorney-General Moody and the others upon the retirement of Secretary Shaw in March.

WIND-BAROMETER TABLE FOR THE GREAT LAKES.

[Prepared by United States weather bureau.]

HEIGHT OF BAROMETER (LAKE LEVEL).	Direction of wind.	Character of weather and wind indicated.
29.40 to 29.60, and steady.....	West.....	Fair, slight changes in temperature, gentle to fresh winds.
29.40 to 29.60, rising.....	West.....	Fair, cooler, fresh west to northwest winds.
29.40 to 29.60, falling.....	South.....	Warmer, increasing southerly winds.
29.60, or above, falling rapidly....	East to south..	Warmer, rain or snow within 36 hours, increasing east to southeast winds.
29.60, or above, rising rapidly....	West to north..	Cool and clear, quickly followed by warmer, variable winds.
29.60, or above, steady.....	Variable.....	No immediate change, but winds will go to south inside of 36 hours.
29.40, or below, falling slowly....	South to east..	Rain or snow, increasing easterly winds.
29.40, or below, falling rapidly....	South to east..	Rain or snow, high easterly winds, followed within 48 hours by clearing, cooler, west to northwest winds.
29.40, or below, rising slowly.....	South to west..	Clearing, colder, fresh to brisk west to northwest winds.
29.20, or below, falling rapidly....	South to east..	Severe storm of wind and rain, and wind shifting to northwest within 36 hours.
29.20, or below, falling rapidly....	East to north..	Severe northeaster, with heavy rain or snow, and winds backing to northwest.
29.20, or below, rising rapidly....	Going to west..	Clearing and cooler, probably cold wave in winter.

## QUALIFICATIONS FOR SUFFRAGE.

REQUIREMENTS FOR VOTERS IN THE VARIOUS STATES.	PREVIOUS RESIDENCE REQUIRED.				Registration.	Ballot reform.	Excluded from voting.
	State.	County.	Town.	Precinct			
ALABAMA—Citizens of good character and understanding, or aliens who have declared intention; must exhibit poll-tax receipt.	2 y.	1 y.	3 m	3 m	Yes.	Yes.	If convicted of treason, embezzlement of public funds, malfeasance in office or other penitentiary offenses, idiots or insane.
ARKANSAS—Like Alabama, except as to "good character."	1 y.	6 m	30 d	30 d	No..	Yes.	Idiots, insane, convicts until pardoned, nonpayment of poll tax.
CALIFORNIA—Citizens by nativity; naturalized for 90 days, or treaty of Queretaro.	1 y	90 d	....	30 d	Yes.	Yes.	Chinese, insane, embezzlers of public moneys, convicts.
COLORADO—Citizens, male or female, or aliens who declared intention 4 months before offering to vote.	1 y.	90 d	90 d	10 d	Yes.	Yes.	Persons under guardianship, insane, idiots, prisoners convicted of bribery.
CONNECTICUT—Citizens who can read.	1 y.	....	6 m	....	Yes	Yes.	Convicted of felony or other infamous crime unless pardoned.
DELAWARE—Citizens paying \$1 registration fee.	1 y.	3 m	....	30 d	No..	Yes.	Insane, idiots, felons, paupers.
FLORIDA—Citizens of United States.	1 y.	6 m	....	30 d	Yes.	Yes.	Persons not registered, insane or under guardian, felons, convicts.
GEORGIA—Citizens who can read and have paid all taxes since 1877.	1 y.	6 m	....	....	(a)	No..	Persons convicted of crimes punishable by imprisonment, insane, delinquent taxpayers.
IDAHO—Citizens, male or female.	6 m	30 d	3 m	10 d	Yes.	Yes.	Chinese, Indians, insane, felons, polygamists, bigamists, traitors, bribers.
ILLINOIS—Citizens of United States.	1 y.	90 d	30 d	30 d	Yes.	Yes.	Convicts of penitentiary until pardoned.
INDIANA—Citizens, or aliens who have declared intention and resided 1 year in United States.	6 m	60 d	60 d	30 d	No..	Yes.	Convicts and persons disqualified by judgment of a court, United States soldiers, marines and sailors.
IOWA—Citizens of United States.	6 m	60 d	10 d	10 d	(b)	Yes.	Idiots, insane, convicts.
KANSAS—Citizens; aliens who have declared intention; women vote at municipal and school elections.	6 m	30 d	30 d	10 d	(b)	Yes.	Insane, persons under guardianship, convicts, bribers, defrauders of the government and persons dishonorably discharged from service of United States.
KENTUCKY—Citizens of United States.	1 y.	6 m	60 d	60 d	(c)	No..	Treason, felony, bribery, idiots, insane.
LOUISIANA—Citizens who are able to read.	2 y.	1 y.	....	6 m	Yes.	No..	Idiots, insane, all crimes punishable by imprisonment, embezzling public funds unless pardoned.
MAINE—Citizens of the United States.	3 m	3 m	3 m	3 m	Yes.	Yes.	Paupers, persons under guardianship, Indians not taxed.
MARYLAND—Citizens of United States who can read.	1 y.	6 m	6 m	1 d.	Yes.	Yes.	Persons convicted of larceny or other infamous crime, persons under guardianship, insane, idiots.
MASSACHUSETTS—Citizens who can read and write English.	1 y.	6 m	6 m	6 m	Yes.	Yes.	Paupers (except United States soldiers), persons under guardianship.
MICHIGAN—Citizens, or aliens who declared intention prior to May 8, 1892.	6 m	20 d	20 d	20 d	Yes.	Yes.	Indians holding tribal relations, duellists and their abettors.
MINNESOTA—Citizens of the United States.	6 m	30 d	30 d	30 d	(d)	Yes.	Treason, felony unless pardoned, insane, persons under guardianship, uncivilized Indians.
MISSISSIPPI—Citizens who can read or understand the constitution.	2 y.	1 y.	1 y.	1 y.	Yes.	Yes.	Insane, idiots, felons, delinquent taxpayers.
MISSOURI—Citizens, or aliens who have declared intention not less than 1 nor more than 5 years before offering to vote.	1 y.	60 d	60 d	60 d	(e)	Yes.	Paupers, persons convicted of felony or other infamous crime or misdemeanor or violating right of suffrage, unless pardoned; second conviction disfranchises.
MONTANA—Citizens of U. S. ....	1 y.	30 d	30 d	30 d	Yes.	Yes.	Indians, felons, idiots, insane.
NEBRASKA—Citizens, or aliens who have declared intention 30 days before election.	6 m	40 d	10 d	10 d	(b)	Yes.	Lunatics, persons convicted of treason or felony unless pardoned, United States soldiers and sailors.

(a) Registration required in some counties. (b) In all cities. (c) In the cities of first, second and third class. (d) Required in cities of 1,200 inhabitants or over. (e) In cities of 100,000 population or over.

QUALIFICATIONS FOR SUFFRAGE.—CONTINUED.

REQUIREMENTS FOR VOTERS IN THE VARIOUS STATES.	PREVIOUS RESIDENCE REQUIRED.				Registration.	Ballot reform.	Excluded from voting.
	State.	County.	Town.	Precinct.			
NEVADA—Citizens of United States.	6 m	30 d	30 d	30 d	Yes.	Yes.	Insane, idiots, convicted of treason or felony, unamnestied confederates against the United States, Indians and Chinese.
NEW HAMPSHIRE—Citizens of United States.	6 m	6 m	6 m	6 m	Yes.	Yes.	Paupers (except honorably discharged soldiers), persons excused from paying taxes at their own request.
NEW JERSEY—Citizens of United States.	1 y.	5 m	.....	.....	Yes.	Yes.	Paupers, insane, idiots and persons convicted of crimes which exclude them from being witnesses unless pardoned.
NEW YORK—Citizens who have been such for 90 days.	1 y.	4 m	30 d	30 d	Yes.	Yes.	Convicted of bribery or any infamous crime unless pardoned, betters on result of election, bribers for votes and the bribed.
NORTH CAROLINA—Citizens of United States who can read.	2 y.	6 m	.....	4 m	Yes.	No.	Idiots, lunatics, convicted of felony or other infamous crimes, atheists.
NORTH DAKOTA—Citizens, or aliens who have declared intention 1 year and not more than 6 prior to election, and civilized Indians.	1 y.	6 m	.....	90 d	(a)	Yes.	Felons, idiots, convicts unless pardoned, United States soldiers and sailors.
OHIO—Citizens of the United States.	1 y.	30 d	20 d	20 d	(b)	Yes.	Idiots, insane, United States soldiers and sailors, felons unless restored to citizenship.
OREGON—White male citizens, or aliens who have declared intention 1 year before election.	6 m	.....	.....	.....	No.	Yes.	Idiots, insane, convicted felons, Chinese, United States soldiers and sailors.
PENNSYLVANIA—Citizens at least 1 month, and if 23 years old must have paid tax within 2 yrs.	1 y.	.....	.....	2 m	Yes.	Yes.	Persons convicted of some offense forfeiting right of suffrage, non-taxpayers.
RHODE ISLAND—Citizens of United States.	2 y.	.....	6 m	.....	(c)	Yes.	Paupers, lunatics, idiots, convicted of bribery or infamous crime until restored.
SOUTH CAROLINA—Citizens of United States who can read.	2 y.	1 y.	4 m	4 m	Yes.	No.	Paupers, insane, idiots, convicted of treason, dueling or other infamous crime.
SOUTH DAKOTA—Citizens, or aliens who have declared intention.	6 m	30 d	10 d	10 d	(d)	Yes.	Persons under guardian, idiots, insane, convicted of treason or felony unless pardoned.
TENNESSEE—Citizens who have paid poll tax preceding year.	1 y.	6 m	.....	.....	(e)	Yes.	Convicted of bribery or other infamous crime, failure to pay poll tax.
TEXAS—Citizens, or aliens who have declared intention 6 months before election.	1 y.	6 m	6 m	...	(f)	Yes.	Idiots, lunatics, paupers, convicts, United States soldiers and sailors.
UTAH—Citizens of United States, male or female.	1 y.	4 m	.....	60 d	.....	.....	Idiots, insane, convicted of treason or violation of election laws.
VERMONT—Citizens of United States.	1 y.	3 m	3 m	3 m	Yes.	Yes.	Unpardoned convicts, deserters from United States service during the war, ex-confederates.
VIRGINIA—Citizens of United States of good understanding who have paid poll tax for three years and all ex-soldiers.	2 y.	1 y.	1 y.	30 d	Yes.	No.	Idiots, lunatics, convicts unless pardoned by the legislature.
WASHINGTON—Citizens of United States.	1 y.	90 d	30 d	30 d	.....	Yes.	Indians not taxed.
WEST VIRGINIA—Citizens of the state.	1 y.	60 d	10 d	...	No.	Yes.	Paupers, idiots, lunatics, convicts, bribers, United States soldiers and sailors.
WISCONSIN—Citizens, or aliens who have declared intention.	1 y.	10 d	10 d	10 d	(a)	Yes.	Insane, under guardian, convicts unless pardoned.
WYOMING—Citizens, male or female.	1 y.	60 d	10 d	10 d	Yes.	Yes.	Idiots, insane, felons, unable to read the state constitution.

(a) In cities of 3,000 population or over. (b) In cities of not less than 9,000 inhabitants. (c) Nontaxpayers must register yearly before Dec. 31. (d) In towns having 1,000 voters and counties where registration has been adopted by popular vote. (e) All counties having 50,000 inhabitants or over. (f) In cities of 10,000 or over.

In a more or less limited form, relating to taxation and school matters, woman suffrage exists in Arizona, California, Delaware, Idaho, Illinois, Indiana, Kansas, Kentucky, Massachusetts, Michigan, Minnesota, Montana, Nebraska, New Hampshire, New Jersey, North Dakota, Oklahoma, Oregon, South Dakota, Texas, Vermont, Washington and Wisconsin.

PAST POLITICAL COMPLEXION OF THE STATES.

R., Republican; W., Whlg; D., Democrite; U., Union; A., American; A. M., Anti-Masonic; N. R., National Republican; P., Populist.

STATE.	1828.	1832.	1836.	1840.	1844.	1848.	1852.	1856.	1860.	1864.	1868.	1872.	1876.	1880.	1884.	1888.	1892.	1896.	1900.	1904.
Alabama.....	D.	D.	D.	D.	D.	D.	D.	D.	D.	....	R.	R.	D.	D.	D.	D.	D.	D.	D.	D.
Arkansas.....	....	....	D.	D.	D.	D.	D.	D.	D.	D.	D.	R.	R.	D.	D.	D.	D.	D.	D.	D.
California.....	....	....	....	....	....	....	D.	D.	D.	R.	R.	R.	R.	D.	D.	D.	D.	D.	D.	D.
Colorado.....	....	....	....	....	....	....	....	....	....	....	....	....	....	....	....	....	....	....	....	....
Connecticut..	R.	N. R.	D.	W.	W.	W.	D.	R.	R.	R.	R.	R.	D.	D.	D.	D.	D.	D.	D.	D.
Delaware.....	R.	N. R.	W.	W.	W.	W.	D.	D.	D.	D.	D.	D.	D.	D.	D.	D.	D.	D.	D.	D.
Florida.....	....	....	....	....	....	....	....	....	....	....	....	....	....	....	....	....	....	....	....	....
Georgia.....	D.	D.	W.	W.	D.	W.	D.	D.	D.	D.	D.	D.	D.	D.	D.	D.	D.	D.	D.	D.
Idaho.....	....	....	....	....	....	....	....	....	....	....	....	....	....	....	....	....	....	....	....	....
Illinois.....	D.	D.	D.	D.	D.	D.	D.	D.	R.	R.	R.	R.	R.	R.	R.	R.	R.	R.	R.	R.
Indiana.....	D.	D.	W.	W.	D.	D.	D.	D.	R.	R.	R.	R.	D.	D.	D.	D.	D.	D.	D.	D.
Iowa.....	....	....	....	....	....	....	....	....	....	....	....	....	....	....	....	....	....	....	....	....
Kansas.....	....	....	....	....	....	....	....	....	....	....	....	....	....	....	....	....	....	....	....	....
Kentucky.....	D.	N. R.	W.	W.	W.	W.	W.	D.	U.	D.	D.	D.	D.	D.	D.	D.	D.	D.	D.	D.
Louisiana.....	D.	D.	D.	D.	D.	D.	D.	D.	D.	D.	D.	D.	D.	D.	D.	D.	D.	D.	D.	D.
Maine.....	R.	D.	D.	D.	D.	D.	D.	R.	R.	R.	R.	R.	R.	R.	R.	R.	R.	R.	R.	R.
Maryland.....	R.	N. R.	W.	W.	W.	W.	D.	A.	R.	R.	R.	R.	D.	D.	D.	D.	D.	D.	D.	D.
Mass.....	R.	N. R.	W.	W.	W.	W.	D.	R.	R.	R.	R.	R.	R.	R.	R.	R.	R.	R.	R.	R.
Michigan.....	....	....	D.	W.	D.	D.	D.	R.	R.	R.	R.	R.	R.	R.	R.	R.	R.	R.	R.	R.
Minnesota.....	....	....	....	....	....	....	....	....	....	....	....	....	....	....	....	....	....	....	....	....
Mississippi..	D.	D.	D.	D.	D.	D.	D.	D.	D.	D.	D.	D.	D.	D.	D.	D.	D.	D.	D.	D.
Missouri.....	D.	D.	D.	D.	D.	D.	D.	D.	D.	D.	R.	R.	D.	D.	D.	D.	D.	D.	D.	D.
Montana.....	....	....	....	....	....	....	....	....	....	....	....	....	....	....	....	....	....	....	....	....
Nebraska.....	....	....	....	....	....	....	....	....	....	....	....	....	....	....	....	....	....	....	....	....
Nevada.....	....	....	....	....	....	....	....	....	....	....	R.	R.	R.	R.	R.	R.	R.	R.	R.	R.
New Hamp.....	R.	D.	D.	D.	D.	D.	D.	R.	R.	R.	R.	R.	R.	R.	R.	R.	R.	R.	R.	R.
New Jersey..	R.	D.	D.	W.	W.	W.	D.	D.	D.	D.	D.	D.	D.	D.	D.	D.	D.	D.	D.	D.
New York.....	D.	D.	D.	D.	D.	D.	D.	R.	R.	R.	R.	R.	R.	R.	R.	R.	R.	R.	R.	R.
N. Carolina..	D.	D.	D.	W.	W.	W.	D.	D.	D.	....	R.	R.	D.	D.	D.	D.	D.	D.	D.	D.
N. Dakota.....	....	....	....	....	....	....	....	....	....	....	....	....	....	....	....	....	P.	P.	P.	P.
Ohio.....	D.	D.	W.	W.	W.	D.	D.	R.	R.	R.	R.	R.	R.	R.	R.	R.	R.	R.	R.	R.
Oregon.....	....	....	....	....	....	....	....	....	....	....	....	....	....	....	....	....	....	....	....	....
Penn.....	D.	D.	D.	D.	D.	W.	D.	D.	D.	R.	R.	R.	R.	R.	R.	R.	R.	R.	R.	R.
Rhode Isl'd..	R.	N. R.	D.	D.	W.	W.	D.	R.	R.	R.	R.	R.	R.	R.	R.	R.	R.	R.	R.	R.
S. Carolina..	D.	W.	W.	D.	D.	D.	D.	D.	D.	....	R.	R.	R.	D.	D.	D.	D.	D.	D.	D.
S. Dakota.....	....	....	....	....	....	....	....	....	....	....	....	....	....	....	....	....	P.	P.	P.	P.
Tennessee... Tenn.....	D.	D.	W.	W.	W.	W.	D.	D.	D.	....	R.	D.	D.	D.	D.	D.	D.	D.	D.	D.
Texas.....	....	....	....	....	....	....	....	....	....	....	....	....	....	....	....	....	....	....	....	....
Utah.....	....	....	....	....	....	....	....	....	....	....	....	....	....	....	....	....	....	....	....	....
Vermont.....	R.	A. M.	W.	W.	W.	W.	W.	R.	R.	R.	R.	R.	R.	R.	R.	R.	R.	R.	R.	R.
Virginia.....	D.	D.	D.	D.	D.	D.	D.	D.	U.	....	....	R.	D.	D.	D.	D.	D.	D.	D.	D.
Washington..	....	....	....	....	....	....	....	....	....	....	....	....	....	....	....	....	....	....	....	....
W. Virginia..	....	....	....	....	....	....	....	....	....	....	....	....	....	....	....	....	....	....	....	....
Wisconsin... Wisc.....	....	....	....	....	....	D.	D.	R.	R.	R.	R.	R.	R.	D.	D.	D.	D.	D.	D.	D.
Wyoming.....	....	....	....	....	....	....	....	....	....	....	....	....	....	....	....	....	R.	R.	R.	R.

In five states in 1892 the electoral vote was divided: California gave 8 electoral votes for Cleveland and 1 for Harrison and Ohio gave 1 for Cleveland and 22 for Harrison; in Michigan, by act of the legislature, each congressional district voted separately for an elector; in Oregon 1 of the 4 candidates for electors on the people's party ticket was also on the democratic ticket; in North Dakota 1 of the 2 people's party electors cast his vote for Cleveland, this causing the electoral vote of the state to be equally divided among Cleveland, Harrison, and Weaver. In 1896 California gave 8 electoral votes to McKinley and 1 to Bryan; Kentucky gave 12 to McKinley and 1 to Bryan. In Maryland in 1904 seven of the presidential electors chosen were democrats and one republican.

CHIEF GRAIN MARKETS OF THE UNITED STATES.

Total receipts, calendar years.

MARKET.	1900.	1901.	1902.	1903.	1904.	1905.
	Bushels.	Bushels.	Bushels.	Bushels.	Bushels.	Bushels.
Chicago.....	307,726,135	245,207,653	185,735,374	231,962,653	229,760,215	260,675,633
Cincinnati..	26,585,323	26,667,371	20,122,812	15,431,483	18,097,101	20,353,218
Detroit.....	11,003,717	12,387,116	12,323,840	12,589,954	15,329,994	14,975,332
Duluth.....	40,863,596	51,217,696	49,807,816	41,337,622	46,142,084	51,786,764
Kansas City..	46,638,250	46,768,600	45,879,000	61,749,000	58,850,900	68,298,200
Millwaukee..	41,046,130	38,710,300	32,896,177	37,931,455	37,407,610	37,749,100
Minneapolis..	105,713,500	114,817,400	112,589,640	125,320,810	128,025,440	137,489,240
Peoria.....	32,588,600	6,609,466	34,776,815	34,849,900	34,103,700	29,067,420
St. Louis....	61,144,804	60,049,798	70,437,072	67,630,181	61,280,064	60,703,443
Toledo.....	41,840,418	26,324,836	26,491,302	25,534,908	19,964,010	24,460,100
Total.....	714,956,563	628,770,236	594,359,868	654,967,976	639,961,118	705,498,510



APPORTIONMENT OF REPRESENTATIVES.

Under each census since the formation of the government.

STATE.	Admitted.	Constitu- tion. Ratio 30,000.	1st census. Ratio 33,000.	2d census. Ratio 33,000.	3d census. Ratio 35,000.	4th census. Ratio 40,000.	5th census. Ratio 47,000.	6th census. Ratio 70,000.	7th census. Ratio 93,423.	8th census. Ratio 127,381.	9th census. Ratio 131,425.	10th census Ratio 151,911.	11th census Ratio 173,901.	12th census Ratio 194,182.
Alabama.....	1819								7	6	8	6	9	9
Arkansas.....	1836								2	3	4	5	6	7
California.....	1850								2	3	4	5	6	8
Colorado.....	1876										1	1	2	2
Connecticut.....		5	7	7	7	6	6	4	4	4	4	4	4	3
Delaware.....		1	1	1	2	1	1	1	1	1	1	1	1	1
Florida.....	1845								1	1	2	2	2	1
Georgia.....		3	2	4	6	7	9	8	8	7	9	10	11	11
Idaho.....	1890											1	1	1
Illinois.....	1818					1	3	7	9	14	19	20	22	25
Indiana.....	1816					3	7	10	11	11	13	13	13	13
Iowa.....	1846								2	6	9	11	11	11
Kansas.....	1861									1	3	7	8	8
Kentucky.....	1792		2	6	10	12	13	10	10	9	10	11	11	11
Louisiana.....	1812					3	3	4	4	5	5	6	6	7
Maine.....	1820									7	5	5	4	4
Maryland.....						9	8	6	6	5	6	6	6	6
Massachusetts.....		6	8	9	9	9	12	10	11	10	11	12	13	14
Michigan.....	1837	8	14	17	20	13	12	10	11	4	6	9	11	12
Minnesota.....	1858									3	2	3	5	7
Mississippi.....	1817					1	2	4	5	5	6	7	7	8
Missouri.....	1821					1	2	5	7	9	13	14	15	16
Montana.....	1889											1	1	1
Nebraska.....	1867									1	1	3	6	6
Nevada.....	1864										1	1	1	1
N. Hampshire.....		3	4	5	6	6	5	4	3	3	3	2	2	2
New Jersey.....		4	5	6	6	6	6	5	5	5	7	7	8	10
New York.....		6	10	17	27	34	40	34	33	31	33	34	34	37
North Carolina.....		5	10	12	13	13	13	9	8	7	8	9	9	10
North Dakota.....	1889											1	1	2
Ohio.....	1802				6	14	19	21	21	19	20	21	21	21
Oregon.....	1859								1	1	1	1	2	2
Pennsylvania.....		8	13	18	23	26	28	24	25	24	27	28	30	32
Rhode Island.....		1	2	2	2	2	2	2	2	2	2	2	2	2
South Carolina.....		5	6	8	9	9	9	7	6	4	5	7	7	7
South Dakota.....	1889											2	2	2
Tennessee.....	1796			3	6	9	13	11	10	8	10	10	10	10
Texas.....	1845								2	4	6	11	13	16
Utah.....	1846												1	1
Vermont.....	1791		2	4	6	5	5	4	3	3	3	2	2	2
Virginia.....		10	19	22	23	22	21	15	13	11	9	10	10	10
Washington.....	1889											1	2	3
West Virginia.....	1863									3	3	4	4	5
Wisconsin.....	1848									6	8	9	10	11
Wyoming.....	1890											1	1	1
Total.....		65	105	141	181	213	240	223	237	243	233	332	357	383

THE WORLD'S MEAT TRADE.

Value of meat animals and packing-house products imported into thirteen European countries and Cuba in 1904 as reported by the United States department of agriculture.

IMPORTING COUNTRY.	Live meat animals.	Packing- house products.	Poultry, game, pigeons, etc.	*Total.	From the United States.	Per cent from U. S.
United Kingdom.....	\$50,263,256	\$223,161,632	\$9,723,336	\$283,148,224	\$132,947,909	46.95
Germany.....	23,558,310	43,472,200	11,569,900	83,600,900	25,207,400	30.15
Netherlands.....	253,203	28,280,334	75,904	28,609,594	16,236,411	56.75
France.....	7,008,413	9,842,335	2,824,321	19,675,069	(†)	(†)
Belgium.....	5,739,069	9,698,218	501,703	15,938,990	5,908,315	37.07
Switzerland.....	10,352,585	3,864,307	1,664,615	15,881,517	657,930	4.14
Austria-Hungary.....	7,819,808	4,712,338	1,152,236	13,685,042	1,685,826	12.30
Cuba.....	6,639,536	6,368,068	4,335	13,011,889	6,187,668	47.55
Denmark.....	304,100	5,135,300	67,000	5,507,000	(†)	(†)
Spain.....	3,264,763	4,028,803	650,510	7,944,076	486,757	6.13
Italy.....	1,244,732	5,646,532	67,749	6,959,013	1,764,965	25.36
Russia.....	2,203,604	2,461,257	56,717	4,784,578	122,268	2.56
Norway.....	468,100	3,577,500	53,500	4,049,100	821,000	20.06
Sweden (1903).....	130,646	3,637,540	92,183	3,860,369		
Total.....	124,313,748	353,886,984	28,504,789	506,705,521	192,024,479	39.88

\*From all countries. †Not stated. ‡Excluding France and Denmark.

### NATIONAL NOMINATING CONVENTIONS SINCE 1880.

Place and date of each and names of nominees for president and vice-president in the order named:

- 1880—Democratic: Cincinnati, O., June 22-24; Winfield S. Hancock and William H. English.  
 Republican: Chicago, Ill., June 2-8; James A. Garfield and Chester A. Arthur.  
 Greenback: Chicago, Ill., June 9-11; James B. Weaver and B. J. Chambers.  
 Prohibition: Cleveland, O., June 17; Neal Dow and A. M. Thompson.
- 1884—Democratic: Chicago, Ill., July 8-11; Grover Cleveland and Thomas A. Hendricks.  
 Republican: Chicago, Ill., June 3-6; James G. Blaine and John A. Logan.  
 Greenback: Indianapolis, Ind., May 28-29; Benjamin F. Butler and Alanson M. West.  
 American Prohibition: Chicago, Ill., June 19; Samuel C. Pomeroy and John A. Conant.  
 National Prohibition: Pittsburg, Pa., July 23; John P. St. John and William Daniel.  
 Anti-Monopoly: Chicago, Ill., May 14; Benjamin F. Butler and Alanson M. West.  
 Equal Rights: San Francisco, Cal., Sept. 20; Mrs. Belva A. Lockwood and Mrs. Marletta L. Stow.
- 1888—Democratic: St. Louis, Mo., June 5; Grover Cleveland and Allen G. Thurman.  
 Republican: Chicago, Ill., June 19; Benjamin Harrison and Levi P. Morton.  
 Prohibition: Indianapolis, Ind., May 20; Clinton B. Fisk and John A. Brooks.  
 Union Labor: Cincinnati, O., May 15; Alson J. Streeter and Samuel Evans.  
 United Labor: Cincinnati, O., May 15; Robert H. Cowdrey and W. H. T. Wakefield.  
 American: Washington, D. C., Aug. 14; James L. Curtis and James R. Greer.  
 Equal Rights: Des Moines, Iowa, May 15; Mrs. Belva A. Lockwood and Alfred H. Love.
- 1892—Democratic: Chicago, Ill., June 21; Grover Cleveland and Adlai E. Stevenson.  
 Republican: Minneapolis, Minn., June 7-10; Benjamin Harrison and White-law Reid.  
 Prohibition: Cincinnati, O., June 29; John Bidwell and J. B. Cranfill.  
 National People's: Omaha, Neb., July 2-5; James B. Weaver and James G. Field.  
 Socialist-Labor: New York, N. Y., Aug. 28; Simon Wing and Charles H. Matchett.
- 1896—Democratic: Chicago, Ill., July 7; William J. Bryan and Arthur Sewall.  
 Republican: St. Louis, Mo., June 16;

- William McKinley and Garret A. Hobart.  
 People's Party: St. Louis, Mo., July 22; William J. Bryan and Thomas E. Watson.  
 Silver Party: St. Louis, Mo., July 22; William J. Bryan and Arthur Sewall.  
 National Democratic: Indianapolis, Ind., Sept. 2; John M. Palmer and Simon B. Buckner.  
 Prohibition: Pittsburg, Pa., May 27; Joshua Levering and Hale Johnson.  
 National Party: Pittsburg, Pa., May 28; Charles E. Bentley and James H. Southgate.  
 Socialist-Labor: New York, N. Y., July 6; Charles H. Matchett and Matthew Maguire.
- 1900—Democratic: Kansas City, Mo., July 4-6; William J. Bryan and Adlai E. Stevenson.  
 Republican: Philadelphia, Pa., June 19-21; William McKinley and Theodore Roosevelt.  
 People's Party: Sloux Falls, S. D., May 9-10; William J. Bryan and Adlai E. Stevenson.  
 People's Party (Middle-of-the-Road): Cincinnati, O., May 9-10; Wharton Barker and Ignatius Donnelly.  
 Silver Republican: Kansas City, Mo., July 4-6; William J. Bryan and Adlai E. Stevenson.  
 Prohibition: Chicago, Ill., June 27-28; John G. Woolley and Henry B. Metcalf.  
 Socialist-Labor: New York, N. Y., June 2-8; Joseph P. Malloney and Valentine Remmel.  
 Social Democratic Party of the United States: Rochester, N. Y., Jan. 27; Job Harriman and Max S. Hayes.  
 Social Democratic Party of America: Indianapolis, Ind., March 6; Eugene V. Debs and Job Harriman.  
 Union Reform: Baltimore, Md., Sept. 3; Seth W. Ellis and Samuel T. Nicholson.
- 1904—Democratic: St. Louis, Mo., July 6-9; Alton B. Parker and Henry G. Davis.  
 Republican: Chicago, Ill., June 21-23; Theodore Roosevelt and Charles W. Fairbanks.  
 People's Party: Springfield, Ill., July 4-6; Thomas E. Watson and Thomas H. Tibbles.  
 Prohibition: Indianapolis, Ind., June 29-July 1; Silas C. Swallow and George W. Carroll.  
 Socialist-Labor: New York, N. Y., July 3-9; Charles H. Corregan and William W. Cox.  
 Socialist-Democratic Party of America: Chicago, Ill., May 1-6; Eugene V. Debs and Benjamin Hanford.  
 Continental: Chicago, Ill., Aug. 31; Charles H. Howard and George H. Sibley. (Nominees declined and Austin Holcomb and A. King were substituted by the national committee.)

### CRUDE PETROLEUM PRODUCED IN THE UNITED STATES.

Year.	Gallons.	Year.	Gallons.	Year.	Gallons.	Year.	Gallons.
1893.....	2,033,331,972	1896.....	2,560,335,162	1899.....	2,396,975,700	1902.....	3,728,210,472
1894.....	2,072,469,672	1897.....	2,539,971,672	1900.....	2,661,233,568	1903.....	4,219,376,154
1895.....	2,221,475,592	1898.....	2,325,297,786	1901.....	2,914,346,148	1904.....	4,916,663,632

## NATIONAL PLATFORMS OF 1904.

Following are summaries of the principal features of the national party platforms adopted in 1904. The full texts will be found in *The Daily News Almanac and Year-Book for 1905*, beginning on page 126.

**REPUBLICAN.**—The platform advocates the principle of protection and reciprocity, the maintenance of the gold standard, the encouragement of the merchant marine, the upbuilding of the navy, the exclusion of Chinese labor, honest enforcement of the civil-service law, liberal administration of the pension laws, arbitration, the protection of American citizens abroad, the reduction of representation in congress and the electoral college of states in which the elective franchise is unconstitutionally limited, and the control of combinations of capital and labor. The declaration in regard to protection is: "We insist upon the maintenance of the principles of protection and therefore rates of duty should be readjusted only when conditions have so changed that the public interest demands their alteration. But this work cannot be safely committed to any other hands than those of the republican party."

**DEMOCRATIC.**—The enactment of laws giving labor and capital impartially their just rights, trial by jury for indirect contempt, liberal appropriations for the improvement of waterways, reductions in the expenditures of the government, honesty in the public service and the preservation of the "open door" for commerce in the orient are favored. The platform declares against imperialism and the retention of the Philippines, denounces protection as a robbery of the many for the enrichment of the few, and favors the revision and general reduction of the tariff by the friends of the masses and for the common weal and not by the friends of its abuses. Trusts and combinations are denounced as a menace to beneficial competition and rebates and discriminations by transportation companies are declared to be the most potent agency in promoting and strengthening unlawful conspiracies against trade. Demands of the platform include: Election of United States senators by a direct vote of the people; the admission to statehood of Oklahoma, Indian Territory, Arizona and New Mexico; the extermination of polygamy; the defeat of the ship-subsidy bill; the maintenance of the Monroe doctrine; the reduction of the army and army expenditures; the enforcement of the civil-service laws, and the defeat of the attempt to revive race prejudices.

**SOCIALIST.**—The platform pledges the party to work and vote for shortened days of labor and increased wages; for the insurance of workers against sickness, accident and lack of employment; for pensions for aged and exhausted workers; for public ownership of the means of transportation, communication and exchange; for the graduated taxation of incomes, inheritances and of franchise and land values; for equal suffrage of men and women; for the prevention of the use of military against labor in the settlement of strikes; for the free administration of justice; for the initiative, referendum and proportional representation, and for the recall of officers by their constituents. These things, it is declared, are but a preparation of the workers to seize the whole powers of government in order that they may thereby lay hold of the whole system of industry and thus come into their rightful inheritance.

**PROHIBITIONIST.**—The platform pledges the party, whenever given the power by the suffrage of the people, to the enactment and enforcement of laws prohibiting and abolishing the manufacture, importation, transportation and sale of alcoholic beverages and favors a rigid application of the principles of justice to all combinations of capital and labor, international arbitration, reform of divorce laws, the final extirpation of polygamy and the overthrow of the system of illegal sanction of the social evil.

**POPULIST.**—It is demanded that all money shall be issued by the government in such quantities as shall maintain a stability in prices, every dollar to be a full legal tender; that postal banks be established; that the right of labor to organize shall not be interfered with; that laws be passed to abolish child labor and suppress convict labor and sweatshops, and that the government shall own the railroads and telegraph and telephone systems. The eight-hour day is favored and legal provision under which the people may exercise the initiative, referendum and proportional representation and direct vote for all public officers with right to recall are urged.

**SOCIALIST-LABOR.**—The platform urges that a summary end be put to the existing class conflict by placing the land and all the means of production, transportation and distribution into the hands of the people as a collective body and substituting the co-operative commonwealth for the present planless production, industrial war and social disorder.

## BATTLE WITH MOROS NEAR JOLO P. I.

More than 800 hostile Moros were killed in a battle with United States troops March 6, 7 and 8, 1906, on Mount Dajo, an extinct volcano, four miles south of Jolo, P. I. The American losses were eighteen men killed and fifty-six wounded. The attacking troops were commanded by Col. Joseph W. Duncan of the 6th infantry and the battle was witnessed by Maj.-Gen. Leonard Wood and Brig.-Gen. Tasker H. Bliss. The fighting took place on a steep lava cone 2,100 feet high, which had been strongly fortified by bands of unfriendly Moros who

had been giving the military authorities much trouble. The natives fought with fanatical bravery and exposed themselves to certain death in preference to being taken alive. They used rifles, spears, barongs and knives and hurled rocks and limbs of trees upon the soldiers who had to climb up the last few hundred feet by taking hold of vines and projections of rocks. The American troops, which included a naval detachment, were credited with great gallantry and with many individual feats of daring.

**STATISTICS OF POPULATION.**  
**POPULATION OF THE WORLD.**

[Based upon the Statesman's Year Book for 1906 and publications of the bureau of the census.]

BY GRAND DIVISIONS.	
Africa .....	149,332,552
Asia .....	875,827,150
Europe .....	398,242,304
North America.....	110,514,323
Oceania .....	50,150,916
South America.....	41,116,094
<b>Total .....</b>	<b>1,625,183,339</b>
AFRICA.	
Abyssinia (est., 1902).....	3,500,000
Anglo-Egyptian Sudan (1901).....	2,000,000
British colonies (1901).....	7,639,739
British protectorates (est., 1902).....	28,048,800
Egypt (est., 1902).....	9,821,100
French Africa (1901).....	34,849,380
German Africa (est., 1905).....	11,903,000
Italian Africa (est., 1902).....	450,000
Kongo Indep. State (est., 1902).....	30,000,000
Liberia (est., 1902).....	2,120,000
Morocco (1889).....	9,400,000
Portuguese Africa (est., 1902).....	8,248,527
Spanish Africa (est., 1904).....	291,946
Turkish Africa (est., 1902).....	1,000,000
<b>Total .....</b>	<b>149,332,552</b>
ASIA.	
Afghanistan (1900).....	5,000,000
Bhutan (1900).....	30,000
Ceylon (1901).....	3,740,562
China (1901).....	407,337,305
French Indo China* (1901).....	21,471,300
Hongkong (1901).....	334,862
India, British (1901).....	294,361,056
Japan (1905).....	50,871,373
Kiauchau (1903).....	32,000
Korea (1900).....	10,000,000
Labuan (1901).....	8,411
Malay states (1901).....	801,240
Manchuria (1904).....	13,000,000
Mongolia (1904).....	2,000,000
Nepal (1900).....	5,000,000
Oman (1900).....	1,000,000
Persia (1902).....	9,500,000
Portuguese Asia (1901).....	835,789
Russia in Asia (1901).....	22,697,469
Samos (1902).....	54,834
Siam (1900).....	6,070,000
Straits Settlements (1901).....	572,249
Tibet (1901).....	2,000,000
Turkestan, Chinese (1901).....	2,000,000
Turkey in Asia (1900).....	16,898,700
Welhaiwei (1903).....	150,000
<b>Total .....</b>	<b>875,827,150</b>
*Including French India.	
EUROPE.	
Andorra (1901).....	5,231
Austria-Hungary (1900).....	46,973,359
Belgium (1900).....	6,693,548
Bulgaria (1900).....	3,744,300
Cret. (1904).....	310,400
Cyprus (1901).....	237,022
Denmark (1901).....	2,464,770
France (1901).....	38,961,945
Germany (1900).....	56,367,178
Great Britain (1905).....	43,217,687
Greece (est., 1903).....	2,645,175
Iceland (1901).....	73,470
Italy (1901).....	32,475,253
Luxemburg (1900).....	236,543
Monaco (1900).....	15,180
Montenegro (1905).....	228,000
Netherlands (1904).....	5,509,659
Norway (1900).....	2,240,032
Portugal (1900).....	5,423,132
Roumania (1899).....	5,956,690
Russia (1897).....	107,446,139
San Marino (1899).....	11,002
Servia (est., 1904).....	2,676,989
Spain (1900).....	18,618,086
Sweden (1904).....	5,260,811
Switzerland (1900).....	3,315,443
Turkey (1900).....	6,130,200
<b>Total .....</b>	<b>398,242,304</b>
NORTH AMERICA.	
Bahamas (1901).....	53,735
Barbados (1901).....	197,792
Bermudas (1901).....	19,455
Canada (1901).....	5,528,847
Costa Rica (1904).....	331,340
Cuba (1899).....	1,572,845
Curacao (1902).....	53,046
Danish West Indies (1901).....	30,527
French islands (1901).....	425,050
Greenland (1901).....	11,893
Guatemala (1903).....	1,842,134
Haiti (1905).....	1,425,000
Honduras (1901).....	744,901
Honduras, British (1901).....	38,981
Jamaica (1902).....	800,685
Leeward islands (1901).....	130,434
Mexico (1900).....	13,605,919
Newfoundland* (1901).....	224,192
Nicaragua (1900).....	500,000
Panama (1905).....	340,000
Porto Rico (1899).....	953,243
Salvador (1901).....	1,006,848
Santo Domingo (1888).....	610,000
United States† (1903).....	79,900,389
Windward islands (1903).....	167,067
<b>Total .....</b>	<b>110,514,323</b>
*Including Labrador. †Including Alaska.	
OCEANIA.	
Australian Federation (1901).....	3,988,663
Borneo, British (1901).....	200,000
Dutch East Indies (1900).....	36,000,000
Fiji islands (1901).....	117,696
Guam (1900).....	9,000
Hawaii (1900).....	154,001
Marquesas islands (1897).....	4,280
Marshall islands (1901).....	13,000
New Caledonia (1901).....	51,415
New Guinea, British (1901).....	350,000
New Guinea, German (1901).....	395,000
New Zealand (1901).....	857,539
Philippine islands (1903).....	7,635,426
Samoan islands (1901).....	33,000
Society islands (1897).....	11,896
Timor, Portuguese (1900).....	300,000
Tonga islands (1901).....	30,000
<b>Total .....</b>	<b>50,150,916</b>
SOUTH AMERICA.	
Argentine Republic (est., 1904).....	5,410,028
Bolivia (est., 1904).....	2,181,415
Brazil (est., 1903).....	16,000,000
Chile (1903).....	3,206,042
Colombia (1898).....	3,917,000
Ecuador (1902).....	1,205,600
Falkland islands (1901).....	2,076
Guiana, British (1891).....	278,323
Guiana, French (1901).....	32,908
Guiana, Dutch (1903).....	73,542
Paraguay (1899).....	630,103
Peru (1896).....	4,609,999
Trinidad (1901).....	300,000
Uruguay (1902).....	978,072
Venezuela (1904).....	2,590,981
<b>Total .....</b>	<b>41,116,094</b>

STATISTICS OF POPULATION.

41

POPULATION OF THE UNITED STATES IN 1901, 1902 AND 1903.

[Estimated by the bureau of the census]

STATE OR TERRITORY.	1901.	1902.	1903.	STATE OR TERRITORY	1901.	1902.	1903.
Alabama.....	1,890,226	1,891,755	1,923,284	Nebraska.....	1,076,913	1,087,526	1,098,139
Arizona.....	125,400	129,899	133,338	Nevada.....	41,863	41,331	40,829
Arkansas.....	1,329,749	1,347,334	1,363,119	New Hampshire	415,065	418,002	422,109
California.....	1,511,388	1,537,837	1,564,286	New Jersey.....	1,926,870	1,969,821	2,016,737
Colorado.....	550,206	559,715	574,030	New Mexico....	138,813	202,316	205,819
Connecticut.....	925,532	941,134	957,789	New York.....	7,398,529	7,533,011	7,659,814
Delaware.....	186,094	187,461	187,878	North Carolina..	1,921,397	1,948,984	1,976,571
Dist. of Columbia.	283,551	283,384	293,217	North Dakota...	351,862	344,778	357,594
Florida.....	541,323	554,104	556,885	Ohio.....	4,263,708	4,232,372	4,302,860
Georgia.....	2,254,022	2,298,713	2,336,404	Oklahoma.....	451,915	403,312	495,285
Idaho.....	163,094	176,416	182,738	Oregon.....	421,458	429,350	437,302
Illinois.....	4,920,416	5,019,628	5,117,036	Pennsylvania....	6,404,611	6,505,887	6,606,747
Indian Territory..	413,248	434,436	455,624	Rhode Island....	437,247	445,938	454,629
Indiana.....	2,547,367	2,581,575	2,614,223	South Carolina..	1,359,233	1,378,150	1,397,067
Iowa.....	2,293,370	2,301,427	2,336,484	South Dakota....	415,689	429,808	443,427
Kansas.....	1,461,371	1,432,217	1,469,969	Tennessee.....	2,045,458	2,070,354	2,035,225
Kentucky.....	2,175,039	2,202,804	2,290,619	Texas.....	3,122,175	3,203,393	3,285,474
Louisiana.....	1,407,829	1,434,633	1,400,237	Utah.....	282,634	289,519	295,404
Maine.....	687,289	700,072	702,875	Vermont.....	344,763	345,885	347,007
Maryland.....	1,202,608	1,217,174	1,231,739	Virginia.....	1,874,742	1,899,440	1,919,103
Massachusetts...	2,661,571	2,617,796	2,374,021	Washington....	558,614	558,055	581,626
Michigan.....	2,450,870	2,420,764	2,510,647	West Virginia...	978,402	988,004	1,021,106
Minnesota.....	1,793,570	1,822,106	1,857,462	Wisconsin.....	2,100,102	2,127,974	2,155,441
Mississippi.....	1,577,437	1,635,604	1,529,771	Wyoming.....	95,529	98,527	101,325
Missouri.....	3,146,848	3,187,051	3,227,214	Total.....	77,274,967	78,576,436	79,900,389
Montana.....	254,311	266,120	277,102				

FOREIGN-BORN POPULATION OF THE UNITED STATES.

[Twelfth census, 1900.]

NATIONALITY.	Foreign born.	Foreign parent-age.*	Total.	NATIONALITY.	Foreign born.	Foreign parent-age.*	Total.
Austrian.....	276,702	133,774	410,476	Irish.....	1,619,469	2,249,962	3,869,431
Bohemian.....	156,999	168,499	325,498	Italian.....	484,703	218,810	703,513
Canadian (Eng.)	787,798	661,146	1,048,944	Norwegian.....	338,426	349,611	688,037
Canadian (Fr'ch)	395,427	266,155	661,582	Polish.....	383,595	230,912	614,507
Danish.....	154,616	115,292	269,908	Russian.....	424,372	247,632	672,004
English.....	843,491	566,635	1,410,126	Scotch.....	234,639	164,536	399,235
French.....	104,534	71,445	175,979	Swedish.....	574,625	415,121	989,746
German.....	2,669,164	3,574,409	6,243,573	Swiss.....	115,959	75,017	191,006
Hungarian.....	143,915	66,727	212,542	Welsh.....	93,744	87,009	180,753

\*Native white persons having both parents born in specified foreign countries.

FOREIGN BORN OF OTHER NATIONALITIES.

Country.	Number.	Country.	Number.	Country.	Number.	Country.	Number.
Africa.....	2,577	Cuba.....	11,159	Japan.....	81,590	South America	4,814
Asia.....	11,328	Europe*.....	2,272	Luxemburg....	3,042	Spain.....	7,244
Atlantic Islands.	10,955	Finland.....	63,440	Mexico.....	103,445	Turkey.....	9,949
Australia.....	7,041	Greece.....	8,655	Pacific Islands.	2,659	West Indies....	14,468
Belgium.....	29,848	Holland.....	105,038	Portugal.....	37,144	Other countries	2,587
Cent'l America.	3,911	India.....	2,068	Roumania.....	15,043	Born at sea....	8,310
China.....	106,659						

\*Not otherwise specified.

CENTER OF POPULATION AND ITS MEDIAN POINT.

The center of population is the center of gravity of the population of the country, each individual being assumed to have the same weight. What is known as the median point is the point of intersection of the line dividing the population equally north and south with the line dividing it equally east and west. The center of population in 1900 was at a point six miles southeast of Columbus, Ind., or north latitude 39 degrees and 9.5 minutes and west longitude 85 degrees 48.9 minutes. The median point in 1900 was at Spartanburg, Ind., or latitude 40 degrees 4 minutes and 22 seconds and longitude 84 degrees 51 minutes and 29 seconds.

The center of area of the United States, excluding Alaska and Hawaii and other recent accessions, is in northern Kansas, in approximate latitude 39 degrees 55 minutes and approximate longitude 98 degrees 50 minutes. The center of population is therefore about three-fourths of a degree south and more than thirteen degrees east of the center of area.

## POPULATION OF THE UNITED STATES AT EACH CENSUS (1790-1840).

[From the reports of the superintendents of the census.]

STATE OR TERRITORY.	1840.	1830.	1820.	1810.	1800.	1790.
Alabama.....	12 590,756	15 309,527	19 127,901			
Arkansas.....	25 97,574	27 30,388	25 14,273			
California.....						
Colorado.....						
Connecticut.....	20 309,978	16 297,675	14 275,248	9 261,542	8 251,002	8 237,964
Delaware.....	26 78,085	24 76,748	22 72,749	19 72,674	17 64,273	16 59,096
Florida.....	27 54,477	25 34,730				
Georgia.....	9 691,392	10 516,823	11 340,989	11 252,433	12 162,686	13 82,548
Idaho.....						
Illinois.....	14 476,183	20 157,445	24 55,211	23 12,282		
Indiana.....	10 685,866	13 343,031	18 147,178	21 24,520	20 5,641	
Iowa.....	28 43,112					
Kansas.....						
Kentucky.....	6 779,828	6 687,917	6 564,317	7 406,511	9 220,955	14 73,677
Louisiana.....	19 352,411	19 215,739	17 153,407	18 76,556		
Maine.....	13 501,793	12 399,455	12 288,335	14 228,705	14 151,719	11 96,540
Maryland.....	15 470,019	11 447,040	10 407,350	8 380,546	7 341,548	6 319,728
Massachusetts.....	8 737,699	8 610,408	7 523,287	5 472,040	5 422,845	4 378,787
Michigan.....	23 212,267	26 31,639	26 8,765	24 4,762		
Minnesota.....						
Mississippi.....	17 375,651	22 136,621	21 75,448	20 40,352	19 8,850	
Missouri.....	16 383,702	21 140,455	23 66,586	22 20,845		
Montana.....						
Nebraska.....						
Nevada.....						
New Hampshire.....	22 284,574	18 269,328	15 244,161	16 214,460	11 183,558	10 141,885
New Jersey.....	18 373,306	14 320,829	13 277,575	12 245,562	10 211,149	9 184,139
New York.....	7 2,428,921	1 1,918,608	1 1,372,812	2 959,049	3 589,051	5 340,120
North Carolina.....	1 753,419	5 737,987	4 638,829	4 555,500	4 478,103	3 393,751
North Dakota.....						
Ohio.....	3 1,519,467	4 937,903	5 581,434	13 230,760	18 45,365	
Oregon.....						
Pennsylvania.....	2 1,724,033	2 1,348,233	3 1,049,458	3 810,091	3 602,365	2 434,373
Rhode Island.....	24 108,830	23 97,199	20 83,059	17 76,931	16 69,122	15 68,825
South Carolina.....	11 594,398	9 581,185	8 502,741	6 415,115	6 345,591	7 249,073
South Dakota.....						
Tennessee.....	5 829,210	7 681,904	9 422,823	10 261,727	15 105,602	17 35,601
Texas.....						
Vermont.....	21 291,948	17 280,652	16 235,906	15 235,981	13 154,465	12 85,425
Virginia.....	4 1,239,797	3 1,211,405	2 1,065,366	1 974,600	1 880,200	1 747,610
Washington.....						
West Virginia.....						
Wisconsin.....	29 30,945					
Wyoming.....						
The states.....	17,019,641	12,820,868	9,600,783	7,215,858	5,294,390	
Alaska.....						
Arizona.....						
Dakota.....						
Dist. of Columbia.....	1 43,712	1 39,834	1 33,039	1 24,023	1 14,063	
Idaho.....						
Indian Territory.....						
Montana.....						
New Mexico.....						
Oklahoma.....						
Utah.....						
Washington.....						
Wyoming.....						
The territories.....	43,712	39,834	33,039	24,023	14,063	
On public ships in service of U. S.....	6,100	5,318				
United States.....	17,069,453	12,866,020	9,633,823	7,239,881	5,308,453	3,929,214
Per cent of gain.....	32.67	33.55	33.06	36.38	35.10	

NOTE—The narrow column under each census year shows the order of the states and territories when arranged according to magnitude of population.

POPULATION OF THE UNITED STATES AT EACH CENSUS (1850-1900).

[From the reports of the superintendents of the census.]

STATE OR TERRITORY.	1900.	1890.	1880.	1870.	1860.	1850.				
Alabama.....	18	1,828,697	17	1,262,505	16	996,992	13	964,201	12	771,623
Arkansas.....	25	1,311,664	24	1,128,179	25	802,525	26	484,471	25	435,450
California.....	21	1,485,053	22	1,208,130	24	864,694	24	560,247	26	379,994
Colorado.....	31	539,700	31	412,198	35	194,327	...	30,864	...	84,277
Connecticut.....	29	908,420	29	746,258	28	622,700	25	537,454	24	460,147
Delaware.....	42	184,735	41	168,493	37	146,608	34	125,015	32	112,216
Florida.....	32	528,542	32	391,422	34	260,499	33	187,748	31	140,424
Georgia.....	11	2,216,831	12	1,837,353	13	1,542,180	12	1,184,109	11	1,057,286
Idaho.....	43	161,772	43	84,385	...	...	...	...	...	...
Illinois.....	3	4,821,550	3	3,826,351	4	3,077,871	4	2,539,891	4	1,711,951
Indiana.....	8	2,516,462	8	2,192,404	6	1,978,301	6	1,680,637	6	1,350,428
Iowa.....	10	2,231,853	10	1,911,896	10	1,624,615	11	1,194,020	20	674,913
Kansas.....	22	2,140,495	19	1,427,096	20	966,096	29	364,399	33	107,206
Kentucky.....	12	2,477,174	11	1,858,635	8	1,648,690	9	1,321,011	9	1,155,684
Louisiana.....	23	1,831,625	25	1,118,587	22	939,916	21	726,915	17	708,002
Maine.....	30	694,466	30	661,086	27	648,936	23	626,915	22	628,279
Maryland.....	26	1,188,044	27	1,042,300	23	934,943	20	780,894	19	687,049
Massachusetts.....	7	2,805,846	6	2,238,943	7	1,783,985	7	1,457,351	7	1,231,066
Michigan.....	9	2,420,982	9	2,063,889	9	1,636,437	13	1,184,059	16	749,113
Minnesota.....	19	1,751,394	20	1,301,826	26	780,773	28	439,706	30	172,023
Mississippi.....	20	1,551,270	21	1,289,600	18	1,131,597	18	827,922	14	791,305
Missouri.....	5	3,106,665	5	2,679,184	5	2,168,380	5	1,721,295	8	1,182,012
Montana.....	41	243,329	42	132,159	...	...	...	...	...	...
Nebraska.....	27	1,066,900	26	1,058,910	30	452,402	25	122,993	35	28,841
Nevada.....	46	42,335	45	45,761	38	62,296	37	42,491	36	6,837
New Hampshire.....	35	411,588	33	376,530	31	346,991	31	318,300	27	326,073
New Jersey.....	16	1,883,669	18	1,444,933	19	1,131,116	17	906,096	21	672,035
New York.....	1	7,268,894	1	5,997,853	1	5,082,871	1	4,382,759	1	3,880,735
North Carolina.....	15	1,838,810	16	1,617,947	15	1,399,750	14	1,071,361	12	992,622
North Dakota.....	39	319,146	39	182,719	...	...	...	...	...	...
Ohio.....	4	4,157,545	4	3,672,316	3	3,198,062	3	2,665,230	3	2,339,511
Oregon.....	35	413,596	38	313,767	36	174,768	36	90,923	34	52,465
Pennsylvania.....	2	6,302,115	2	5,258,014	2	4,282,891	2	3,521,951	2	2,906,215
Rhode Island.....	54	428,556	35	345,506	33	276,531	32	217,620	29	174,620
South Carolina.....	24	1,340,316	23	1,151,149	21	995,577	22	705,606	18	703,708
South Dakota.....	37	401,570	37	328,808	...	...	...	...	...	...
Tennessee.....	13	2,030,616	13	1,767,518	12	1,542,359	9	1,258,520	10	1,109,301
Texas.....	6	3,048,710	7	2,235,523	11	1,591,749	19	818,579	23	604,215
Utah.....	40	276,749	40	207,905	...	...	...	...	...	...
Vermont.....	38	343,641	36	332,422	32	332,286	30	330,551	28	315,098
Virginia.....	17	1,854,184	15	1,635,980	14	1,512,565	10	1,225,163	5	1,596,318
Washington.....	53	513,103	34	349,390	...	...	...	...	...	...
West Virginia.....	28	958,800	28	762,794	29	618,457	27	442,014	...	...
Wisconsin.....	14	2,069,042	14	1,646,880	16	1,315,497	15	1,054,670	15	775,881
Wyoming.....	44	92,531	44	60,705	...	...	...	...	...	...
The states.....	...	74,610,523	...	62,116,811	...	49,371,340	...	38,155,505	...	31,218,021
Alaska.....	7	63,592	6	...	...	...	...	...	...	...
Arizona.....	6	122,931	5	59,620	6	40,440	9	9,658	...	...
Dakota.....	3	279,718	1	230,392	3	135,177	8	14,181	6	4,837
Dist. of Columbia.....	3	...	...	...	...	177,624	1	131,700	2	75,080
Hawaii.....	5	154,001	...	...	...	...	...	...	...	51,687
Idaho.....	...	...	...	...	...	32,610	7	...	...	...
Indian Territory.....	2	392,000	2	...	8	...	...	14,999	...	...
Montana.....	...	...	...	...	...	30,159	6	...	...	...
New Mexico.....	4	195,310	3	153,593	7	119,565	2	20,595	1	93,516
Oklahoma.....	1	398,331	4	61,834	4	...	...	91,874	...	61,547
Persons in service of the U. S. stationed abroad.....	...	91,219	...	...	...	...	...	...	...	...
Utah.....	...	...	...	...	...	143,963	...	86,786	...	40,273
Washington.....	...	...	...	...	...	75,116	5	23,955	5	11,594
Wyoming.....	...	...	...	...	...	20,788	10	9,118	...	...
The territories.....	...	1,604,943	...	505,439	...	784,443	...	402,896	...	225,300
United States.....	...	76,303,387	...	62,622,250	...	50,155,783	...	38,558,371	...	31,443,321
Per cent of gain.....	...	21	...	24.9	...	30.08	...	22.65	...	35.58
	...	...	...	...	...	...	...	...	...	35.86

NOTE—The narrow column under each census year shows the order of the states and territories when arranged according to magnitude of population.

## FOREIGN-BORN POPULATION BY STATES.

[Twelfth census, 1900.]

Distributed according to countries of birth.

STATE OR TERRITORY.	Total.*	Austria.	Bohemia.	Canada.	Denmark.	England.	France	Germany.	Holland.	Hungary.
Alabama.....	14,592	341	31	706	96	2,347	539	3,634	42	332
Alaska.....	12,651	228	8	1,619	260	674	93	1,020	30	8
Arizona.....	24,233	298	16	1,269	199	1,561	253	1,245	23	22
Arkansas.....	14,289	451	281	1,093	155	1,394	387	5,971	69	97
California.....	367,240	5,356	504	29,818	9,040	35,746	12,256	72,449	1,015	799
Colorado.....	91,155	6,024	330	9,797	2,050	13,575	1,162	14,606	260	574
Connecticut.....	238,210	5,330	493	27,045	2,249	21,569	2,427	31,892	153	5,692
Delaware.....	13,810	117	4	298	43	1,505	148	2,332	69	86
Dist. of Columbia	20,119	187	12	906	88	2,299	389	5,857	42	48
Florida.....	23,832	91	20	1,202	204	2,231	262	1,812	52	37
Georgia.....	12,403	203	23	759	88	1,514	249	3,407	38	166
Hawaii.....	90,780	225	.....	351	72	739	100	1,154	19	5
Idaho.....	24,604	294	81	2,923	1,626	3,943	194	2,974	50	37
Illinois.....	966,747	18,212	38,570	50,595	15,686	64,390	7,787	332,169	21,916	6,734
Indiana.....	142,121	2,089	526	5,934	783	10,874	2,984	73,546	1,678	1,379
Indian Territory.	4,858	203	24	380	33	779	216	842	12	20
Iowa.....	305,920	2,300	10,809	15,687	17,102	21,027	1,905	123,162	9,388	453
Kansas.....	126,685	3,517	3,039	3,538	2,914	13,283	2,012	39,509	875	650
Kentucky.....	50,249	475	52	1,208	77	3,256	983	27,555	136	146
Louisiana.....	52,903	765	30	1,034	216	2,068	6,500	11,839	78	148
Maine.....	93,390	165	16	67,077	886	4,793	130	1,356	22	29
Maryland.....	93,934	1,756	2,813	1,230	177	5,239	534	44,900	220	323
Massachusetts.....	846,324	3,955	810	293,169	2,470	82,546	3,905	31,395	993	926
Michigan.....	541,653	6,049	2,160	184,398	6,390	43,839	2,590	125,074	30,406	835
Minnesota.....	505,318	8,872	11,147	47,578	16,239	12,022	1,449	117,007	2,717	2,182
Mississippi.....	7,981	-246	13	420	86	798	1,365	1,925	41	40
Missouri.....	216,379	4,458	3,453	8,616	1,510	15,666	3,288	109,282	812	902
Montana.....	67,067	3,575	177	13,826	1,041	8,077	639	7,162	316	274
Nebraska.....	177,347	3,893	16,138	9,049	12,531	9,757	876	65,506	885	461
Nevada.....	10,093	96	5	1,032	339	1,167	303	1,179	3	3
New Hampshire.....	88,107	201	11	58,967	75	5,100	211	2,006	21	84
New Jersey.....	431,884	14,728	1,063	7,132	3,899	45,428	5,543	119,598	10,261	14,913
New Mexico.....	13,625	352	15	764	57	968	238	1,360	99	41
New York.....	1,900,425	78,491	16,347	117,535	8,746	135,685	20,008	480,026	9,414	37,168
North Carolina.....	4,492	28	3	480	36	904	95	1,191	17	8
North Dakota.....	113,091	1,131	1,445	28,166	3,933	2,909	251	11,546	317	1,327
Ohio.....	458,734	11,575	15,131	22,767	1,468	44,745	5,604	204,160	1,719	16,463
Oklahoma.....	15,680	485	1,168	1,427	226	1,121	300	5,112	73	158
Oregon.....	65,748	893	231	6,508	1,633	5,663	775	13,292	324	156
Pennsylvania.....	985,250	67,492	3,368	14,760	2,531	114,831	9,158	212,453	637	47,393
Rhode Island.....	134,519	578	41	39,277	268	2,832	679	4,300	69	69
South Carolina.....	5,528	77	14	204	55	474	84	2,075	6	19
South Dakota.....	88,508	926	2,320	7,044	5,038	3,862	232	17,873	1,586	421
Tennessee.....	17,746	284	16	1,045	117	2,207	362	4,569	52	296
Texas.....	179,357	6,870	9,208	2,949	1,089	8,213	9,025	48,295	262	593
Utah.....	53,777	240	13	1,331	9,132	18,879	220	2,360	523	33
Vermont.....	44,747	237	27	25,540	225	2,447	171	882	20	123
Virginia.....	19,461	259	271	1,030	128	3,425	316	4,504	72	607
Washington.....	111,364	2,343	396	20,284	3,626	10,481	1,065	16,686	632	222
West Virginia.....	22,451	1,025	27	711	60	2,622	298	6,537	22	810
Wisconsin.....	515,971	7,319	14,145	33,951	16,171	17,395	1,637	242,777	6,496	1,123
Wyoming.....	17,415	1,046	58	1,148	834	2,596	183	2,146	18	287

STATE OR TERRITORY.	Ireland.	Italy.	Norway.	Poland (Austrian and German).	Poland (Russian and unknown).	Russia.	Scotland.	Sweden.	Switzerland.	Wales.
Alabama.....	1,792	862	159	26	107	468	1,223	488	200	306
Alaska.....	677	498	1,243	.....	13	218	245	1,445	80	41
Arizona.....	1,159	699	123	6	16	107	399	342	199	196
Arkansas.....	1,345	576	54	129	93	276	342	355	679	113
California.....	44,476	22,777	5,060	259	1,061	3,421	9,467	14,549	10,374	1,949
Colorado.....	10,132	6,818	1,149	87	533	2,938	4,069	10,765	1,479	1,955
Connecticut.....	70,994	19,105	709	2,441	8,257	11,401	6,175	16,164	1,499	650
Delaware.....	5,044	1,122	49	445	982	380	341	302	59	43
Dist. of Columbia	6,220	930	101	13	119	807	574	234	244	82
Florida.....	797	1,707	235	9	13	220	434	561	113	169
Georgia.....	2,293	218	155	32	137	1,232	417	204	186	65
Hawaii.....	225	58	198	.....	72	58	427	140	28	21
Idaho.....	1,633	779	1,173	15	31	124	796	2,822	1,017	732
Illinois.....	114,563	23,523	29,070	47,782	20,167	28,707	20,021	99,147	9,033	4,364
Indiana.....	16,506	1,327	384	4,672	1,395	1,215	2,805	4,673	3,472	2,083
Indian Territory.	397	573	31	4	195	200	404	88	63	175
Iowa.....	28,321	1,198	25,634	153	598	1,998	6,425	29,875	4,342	3,091
Kansas.....	11,516	987	1,477	268	483	11,019	4,219	15,144	3,337	2,005
Kentucky.....	9,874	679	34	46	622	1,076	793	222	1,929	337
Louisiana.....	6,436	17,431	189	30	138	632	399	353	523	126



## FOREIGN-BORN POPULATION BY STATES.—CONTINUED.

STATE OR TERRITORY.	Ireland.	Italy.	Norway.	Poland (Austrian and German).	Poland (Russian and unknown).	Russia.	Scotland.	Sweden.	Switzerland.	Wales.
Maine.....	10,159	1,334	509	31	412	1,021	2,127	1,935	45	199
Maryland.....	13,874	2,449	246	1,115	2,565	11,901	2,128	347	320	674
Massachusetts.....	249,916	28,785	3,335	9,698	11,805	26,963	24,332	32,192	1,277	1,680
Michigan.....	29,182	6,178	7,582	22,281	6,005	4,138	10,343	26,956	2,617	838
Minnesota.....	22,428	2,222	104,895	9,061	2,300	5,907	4,810	115,476	3,258	1,288
Mississippi.....	1,264	845	74	3	87	414	196	303	83	30
Missouri.....	31,832	4,345	530	1,840	1,840	6,672	3,878	5,692	6,819	1,613
Montana.....	9,436	2,199	3,354	64	149	394	2,422	5,346	796	935
Nebraska.....	11,127	752	2,883	2,462	632	8,083	2,773	24,033	2,340	922
Nevada.....	1,425	1,206	50	4	21	27	247	278	344	123
New Hampshire.....	13,547	947	295	508	356	722	2,019	2,032	96	68
New Jersey.....	94,844	41,895	2,296	3,670	10,687	19,745	14,211	7,337	6,570	1,195
New Mexico.....	692	661	33	14	41	99	427	244	123	105
New York.....	425,553	182,248	12,601	29,490	40,265	165,610	33,862	42,708	13,678	7,304
North Carolina.....	371	201	21	7	38	253	320	68	77	20
North Dakota.....	2,670	700	30,206	878	176	14,979	1,800	8,419	374	147
Ohio.....	55,018	11,321	639	9,945	6,877	8,203	9,327	3,951	12,007	11,481
Oklahoma.....	987	28	118	58	98	2,649	333	494	361	94
Oregon.....	4,210	1,014	2,789	50	263	1,753	2,283	4,555	2,677	401
Pennsylvania.....	205,909	68,655	1,393	29,895	46,463	50,950	30,336	24,130	6,707	35,453
Rhode Island.....	35,501	8,972	342	898	964	2,429	5,455	6,072	166	256
South Carolina.....	1,131	180	49	8	95	316	239	65	36	8
South Dakota.....	3,298	360	19,788	316	156	12,365	1,153	8,647	585	549
Tennessee.....	3,372	1,222	141	41	281	927	544	337	1,004	300
Texas.....	6,173	3,942	1,356	2,186	1,162	2,259	1,952	4,888	1,709	313
Utah.....	1,516	1,032	2,128	24	41	119	3,143	7,025	1,469	2,141
Vermont.....	7,453	2,154	54	107	262	377	2,049	1,020	98	1,056
Virginia.....	3,534	781	123	11	136	1,242	1,162	218	229	267
Washington.....	7,262	2,124	9,891	194	312	2,462	3,623	12,737	1,825	1,509
West Virginia.....	3,342	2,921	19	224	409	721	855	132	696	482
Wisconsin.....	28,544	2,172	61,575	26,975	4,814	4,243	4,569	26,196	7,866	3,856
Wyoming.....	1,591	781	378	39	40	90	1,253	1,727	199	393

\*Includes also those born in other foreign countries.

## FOREIGN-BORN POPULATION OF AMERICAN CITIES

Having 100,000 or more inhabitants, distributed according to country of birth.  
[Twelfth census, 1900.]

CITY.	Austria.	Bohemia.	Canada.	Denmark.	England.	France.	Germany.	Holland.	Hungary.	Ireland.
New York, N. Y....	71,427	15,055	21,926	5,621	68,836	14,755	322,343	2,608	31,516	275,102
Chicago, Ill.....	11,815	36,392	34,779	10,166	29,308	2,989	170,738	18,555	4,946	73,912
Philadelphia, Pa....	5,154	270	3,283	954	36,752	2,521	71,319	258	2,785	98,427
St. Louis, Mo.....	2,563	2,580	2,430	580	5,800	1,462	58,781	363	561	19,421
Boston, Mass.....	1,115	93	50,282	675	13,174	1,003	10,523	391	330	70,147
Baltimore, Md.....	1,359	2,321	680	107	2,841	369	53,208	98	155	9,680
Cleveland, O.....	4,630	13,589	8,611	373	10,621	485	40,648	804	9,558	13,120
Buffalo, N. Y.....	776	39	17,242	148	6,908	791	36,720	311	215	11,292
San Francisco, Cal.	1,841	197	5,199	2,171	8,956	4,870	55,194	244	315	15,963
Cincinnati, O.....	654	94	1,031	49	2,201	748	38,219	389	208	9,114
Pittsburg, Pa.....	3,533	75	1,073	38	8,942	573	21,222	62	2,124	18,206
New Orleans, La....	391	17	395	92	1,262	428	8,733	47	68	5,398
Detroit, Mich.....	471	612	28,944	231	6,347	589	32,027	337	91	6,412
Milwaukee, Wis....	1,616	1,719	1,904	514	2,134	263	53,854	606	381	2,653
Washington, D. C..	187	12	906	88	2,239	389	5,857	42	439	6,220
Newark, N. J.....	4,074	213	964	216	5,874	646	25,139	108	1,325	12,792
Jersey City, N. J..	1,445	32	1,011	319	4,642	648	17,375	145	136	19,314
Louisville, Ky.....	1,053	16	440	34	830	370	12,383	43	50	4,198
Minneapolis, Minn.	1,133	385	7,343	1,473	2,289	307	7,335	96	681	3,213
Providence, R. I..	423	33	7,732	109	9,639	244	2,257	42	35	18,686
Indianapolis, Ind.	255	17	673	200	1,154	230	8,632	53	138	3,765
Kansas City, Mo..	575	62	1,543	241	1,863	264	4,816	44	118	3,507
St. Paul, Minn....	1,488	1,343	4,572	1,206	2,005	289	12,955	122	659	4,892
Rochester, N. Y....	171	6	8,239	51	3,949	307	15,685	927	52	5,593
Denver, Col.....	375	89	2,868	573	3,344	324	5,114	73	179	3,486
Toledo, O.....	275	15	3,295	97	1,636	248	12,373	51	617	2,684
Allentown, Pa.....	3,929	72	465	15	2,177	359	12,022	8	500	5,070
Columbus, O.....	145	1	8,397	153	1,057	132	6,296	15	34	2,079
Worcester, Mass..	183	9	2,355	48	2,383	88	626	8	4	11,620
Syracuse, N. Y....	142	8	1,170	8	1,912	144	4,743	19	65	5,717
New Haven, Conn.	286	28	659	234	1,912	47	6,285	813	6,584	10,499
Paterson, N. J....	392	6	22,501	47	12,208	79	245	4,833	317	6,714
Fall River, Mass..	139	6	22,501	47	12,208	79	245	4,833	317	6,714
St. Joseph, Mo....	293	25	525	92	632	109	3,596	13	19	7,317
Omaha, Neb.....	504	2,170	2,430	147	5,526	147	5,522	63	233	2,164
Los Angeles, Cal..	90	32	1,270	239	5,017	933	4,023	86	60	1,720
Memphis, Tenn....	90	2	189	30	367	104	1,508	13	47	1,133
Scranton, Pa.....	829	63	281	9	3,632	99	4,704	4	561	7,193

FOREIGN-BORN POPULATION OF AMERICAN CITIES.—CONTINUED.

CITY.	Italy.	Norway.	Poland (Austrian and German).	Poland (Russian and unknown).	Russia.	Scotland.	Sweden.	Switzerland.	Wales.	Total.*
New York, N. Y.	145,433	11,387	5,876	26,997	155,201	19,836	28,320	8,371	1,686	1,270,080
Chicago, Ill.	16,008	22,011	42,494	15,219	24,178	10,347	48,836	3,251	1,818	587,112
Philadelphia, Pa.	17,890	692	2,698	4,856	28,951	8,479	2,143	1,707	1,033	295,340
St. Louis, Mo.	2,227	172	1,514	1,343	4,785	1,264	1,116	2,752	258	111,356
Boston, Mass.	13,738	1,145	277	3,555	14,995	4,473	5,541	400	308	197,129
Baltimore, Md.	2,042	188	872	1,939	10,493	594	236	186	92	68,600
Cleveland, O.	3,065	249	4,329	4,263	3,707	2,179	1,000	1,288	1,400	124,631
Buffalo, N. Y.	5,699	185	15,735	3,085	1,199	1,868	743	590	153	104,252
San Francisco, Cal.	7,508	2,172	218	648	1,511	3,000	5,248	2,085	396	116,885
Cincinnati, O.	917	12	98	378	1,976	461	111	657	240	57,961
Pittsburg, Pa.	5,709	63	4,538	6,646	28,951	8,479	2,143	1,707	1,033	84,878
New Orleans, La.	5,866	33	11	44	439	218	170	314	35	30,325
Detroit, Mich.	905	75	11,777	1,854	1,352	2,496	267	491	101	96,503
Milwaukee, Wis.	726	1,702	15,742	1,291	1,135	697	659	653	507	88,991
Washington, D. C.	990	101	13	119	807	574	234	244	82	20,119
Newark, N. J.	8,537	62	620	1,293	5,511	1,760	469	736	91	71,363
Jersey City, N. J.	3,832	647	566	2,558	1,694	1,690	839	443	159	54,424
Louisville, Ky.	330	10	35	550	649	225	94	717	26	21,427
Minneapolis, Minn.	222	11,532	499	298	1,929	815	20,035	303	230	61,021
Providence, R. I.	6,256	228	59	710	1,996	1,914	2,775	71	82	55,555
Indianapolis, Ind.	282	18	59	263	358	429	125	272	41	17,122
Kansas City, Mo.	1,064	100	19	315	941	512	1,869	233	109	18,410
St. Paul, Minn.	529	2,900	803	433	987	673	9,852	492	70	45,819
Rochester, N. Y.	1,278	32	617	489	1,777	663	109	478	59	49,748
Denver, Col.	999	344	19	267	1,338	1,033	3,376	364	380	25,301
Toledo, O.	79	45	3,876	599	516	256	112	698	73	27,822
Allegheny, Pa.	786	9	153	550	551	1,183	186	488	798	30,216
Columbus, O.	349	14	10	54	310	172	72	343	595	12,328
Worcester, Mass.	595	269	73	1,212	1,348	714	7,542	21	40	37,652
Syracuse, N. Y.	1,232	15	256	1,144	732	307	90	291	65	23,757
New Haven, Conn.	5,262	119	48	308	3,193	761	1,876	139	65	30,802
Paterson, N. J.	4,266	18	23	460	1,672	2,782	235	1,639	73	38,791
Fall River, Mass.	280	26	263	274	1,095	1,045	104	6	102	50,042
St. Joseph, Mo.	146	42	60	61	627	152	658	348	32	8,424
Omaha, Neb.	449	312	441	154	297	574	3,968	190	68	23,552
Los Angeles, Cal.	763	163	15	92	235	573	608	370	156	19,904
Memphis, Tenn.	726	6	8	86	321	90	110	95	12	5,110
Scranton, Pa.	1,312	6	1,182	2,568	671	576	114	206	4,621	28,973

\*Includes also those born in other foreign countries.

POPULATION BY SEX, NATIVITY AND COLOR.  
[Twelfth census, 1900.]

Classification.	Number.	Classification.	Number.	Classification.	Number.
Males	39,059,242	Foreign parents	15,687,322	Negro	8,840,789
Females	37,244,145	White	65,900,862	Chinese	119,050
Native born	65,343,302	Colored	9,312,585	Japanese	87,986
Foreign born	10,460,485	Native white	56,740,739	Indian	267,760
Native parents	41,053,017	Foreign white	10,250,663		

INDIANS IN THE UNITED STATES.  
[Twelfth census, 1900.]

STATE OR TERRITORY.	Taxed.	Not taxed.	STATE OR TERRITORY.	Taxed.	Not taxed.	STATE OR TERRITORY.	Taxed.	Not taxed.
Alabama	177		Louisiana	538		Oklahoma	6,018	5,927
Alaska	29,536		Maine	798		Oregon	4,951	
Arizona	1,836	24,644	Maryland	3		Pennsylvania	1,639	
Arkansas	66		Massachusetts	587		Rhode Island	35	
California	13,828	1,549	Michigan	6,354		South Carolina	121	
Colorado	840	587	Minnesota	7,414	1,768	South Dakota	9,293	10,932
Connecticut	153		Mississippi	2,203		Tennessee	108	
Delaware	9		Missouri	130		Texas	470	
Dist. Columbia	22		Montana	597	10,746	Utah	1,151	1,472
Florida	358		Nevada	3,322		Vermont	5	
Georgia	19		Nevada	3,551	1,965	Virginia	354	
Idaho	1,929	2,297	New Hampshire	22		Washington	7,508	2,581
Illinois	16		New Jersey	63		West Virginia	12	
Indiana	243		New Mexico	10,207	2,937	Wisconsin	6,715	1,637
Indian Ter.	1,107	51,393	New York	546	4,711	Wyoming	1,636	
Iowa	382		North Carolina	5,687				
Kansas	2,130		North Dakota	2,276	4,692			
Kentucky	102		Ohio	42				
						Total	137,242	129,518

POPULATION BY CERTAIN AGES AND BY LITERACY.

[Census of 1900.]

STATE OR TERRITORY.	MALES OF VOTING AGE.			MALES OF MILITIA AGE.			Total illiterate.	Persons of school age.
	Aggregate.	Native born.	Foreign born.	Aggregate.	Native born.	Foreign born.		
Alabama.....	413,862	405,598	8,264	328,949	324,516	4,433	130,649	733,222
Alaska.....	37,956	26,489	11,467	19,763	12,371	7,392	10,735	11,408
Arizona.....	44,081	30,806	13,275	34,231	24,207	10,024	10,533	33,868
Arkansas.....	313,836	305,464	8,372	250,380	246,332	4,048	62,615	529,375
California.....	544,087	813,817	225,270	378,877	251,028	127,849	33,508	420,081
Colorado.....	185,708	133,935	51,773	142,136	106,609	35,527	7,659	160,531
Connecticut.....	280,340	173,248	107,092	207,636	131,605	76,031	18,984	257,101
Delaware.....	54,018	47,202	6,816	40,029	35,681	4,348	7,538	59,635
Dist. of Columbia.....	83,823	73,722	10,101	62,981	58,087	4,894	7,052	77,291
Florida.....	139,601	127,865	11,736	114,500	106,566	7,934	30,843	197,600
Georgia.....	500,752	493,740	7,012	409,186	405,359	3,827	158,247	885,725
Hawaii.....	79,607	13,064	66,543	72,386	10,064	62,322	27,363	33,774
Idaho.....	53,932	38,185	15,747	41,783	31,674	10,109	2,336	54,964
Illinois.....	1,401,456	962,574	468,882	1,091,472	795,822	295,650	67,481	1,589,915
Indiana.....	720,206	646,889	73,317	530,615	498,333	31,722	40,016	848,885
Indian Territory.....	97,361	94,361	3,000	82,252	80,475	1,777	15,482	150,125
Iowa.....	635,298	477,273	158,025	475,700	326,201	149,499	17,031	767,870
Kansas.....	413,786	346,761	67,025	304,439	272,706	31,733	14,214	527,500
Kentucky.....	545,936	518,772	25,224	428,622	418,709	9,913	102,528	798,227
Louisiana.....	325,943	293,772	26,171	263,739	255,082	8,657	122,638	338,267
Maine.....	217,663	178,931	38,732	142,175	115,499	26,676	13,952	199,153
Maryland.....	321,903	279,216	42,687	243,776	220,633	23,143	40,352	403,026
Massachusetts.....	843,465	495,734	347,731	632,369	379,147	253,222	53,694	778,110
Michigan.....	719,478	457,353	262,125	516,502	359,128	157,674	39,290	710,275
Minnesota.....	506,794	245,768	261,026	390,734	234,386	156,348	20,783	692,900
Mississippi.....	349,177	344,151	5,026	289,500	287,245	2,255	118,054	633,027
Missouri.....	856,684	743,659	113,025	662,928	609,646	53,282	60,327	1,105,258
Montana.....	101,931	58,237	43,694	83,374	49,533	34,041	5,900	65,871
Nebraska.....	301,691	269,961	91,130	235,572	181,752	53,820	7,388	386,394
Nevada.....	17,710	10,523	7,187	11,596	7,854	3,742	2,271	11,339
New Hampshire.....	130,987	96,099	34,888	88,149	61,400	26,749	10,295	110,895
New Jersey.....	555,608	357,447	198,161	422,758	288,427	134,331	38,301	572,323
New Mexico.....	55,067	47,482	7,585	41,464	36,749	4,715	15,586	69,712
New York.....	2,184,965	1,346,829	838,136	1,639,395	1,078,237	561,158	130,004	2,146,764
North Carolina.....	417,578	415,048	2,530	326,202	324,855	1,347	122,653	733,826
North Dakota.....	95,217	39,344	55,873	80,191	37,465	42,726	5,158	112,789
Ohio.....	1,212,223	985,969	226,254	893,327	774,244	119,083	58,698	1,338,345
Oklahoma.....	103,191	100,528	2,663	85,884	80,934	4,950	6,479	147,656
Oregon.....	144,446	101,923	42,523	105,628	80,030	25,608	6,973	132,887
Pennsylvania.....	1,817,239	1,330,069	487,140	1,405,916	1,066,136	339,780	139,882	2,031,171
Rhode Island.....	127,144	72,820	54,324	95,737	56,459	39,278	11,675	134,646
South Carolina.....	283,325	280,221	3,104	236,767	235,261	1,506	99,516	590,773
South Dakota.....	112,681	67,079	45,602	87,505	69,049	18,456	5,442	147,165
Tennessee.....	487,380	477,739	9,641	384,249	379,751	4,498	105,851	730,421
Texas.....	737,768	650,599	87,169	599,221	547,750	51,471	113,783	1,215,634
Utah.....	67,172	41,939	25,233	53,755	40,683	13,072	2,470	106,513
Vermont.....	108,356	87,465	20,891	70,850	58,259	12,591	8,544	98,814
Virginia.....	447,815	436,389	11,426	346,030	340,247	5,783	113,353	704,771
Washington.....	195,572	126,190	69,382	149,686	100,731	48,955	6,635	158,245
West Virginia.....	247,970	235,036	12,934	200,503	192,516	7,987	32,096	356,471
Wisconsin.....	570,715	313,188	257,527	425,825	290,891	134,934	31,136	730,685
Wyoming.....	87,898	26,563	11,335	32,988	24,158	8,830	1,636	27,500
<b>Total.....</b>	<b>21,251,862</b>	<b>16,163,566</b>	<b>5,087,306</b>	<b>16,275,001</b>	<b>13,061,302</b>	<b>3,213,699</b>	<b>2,325,320</b>	<b>26,098,123</b>
<b>IN LARGE CITIES.....</b>								
New York.....	1,007,670	460,445	547,225	822,172	425,331	396,791	65,556	1,028,069
Chicago.....	511,018	237,688	273,330	420,136	223,423	196,713	20,572	526,013
Philadelphia.....	386,953	257,575	129,378	302,440	211,663	84,777	17,588	369,557
St. Louis.....	171,788	116,218	55,580	138,008	108,629	29,379	7,026	179,529
Boston.....	176,068	98,488	82,580	138,548	77,736	60,812	8,111	143,858
Baltimore.....	141,271	111,181	30,090	110,530	93,553	16,977	10,152	160,379
Cleveland.....	111,522	54,378	57,144	90,621	51,342	39,279	5,786	122,005

NEGROES IN THE UNITED STATES.

[Federal census of 1900.]

STATE OR TERRITORY.	1900.		PERCENTAGE, 1900.		PERCENTAGE, 1890.		PER CENT GAIN 1890-1900.	
	White.	Negro.	White.	Negro.	White.	Negro.	White.	Negro.
Alabama.....	1,001,152	827,307	54.7	45.2	55.1	44.8	20.1	21.6
Alaska.....	30,493	168	48.0	.3	13.4	.3	609.5	50.0
Arizona.....	92,903	1,848	75.6	1.5	63.2	1.5	66.7	36.2
Arkansas.....	944,580	366,856	72.0	28.0	72.6	27.4	15.4	18.7
California.....	1,402,727	11,045	94.5	.7	91.6	.9	26.2	2.4
Colorado.....	529,046	8,570	98.0	1.6	97.9	1.5	30.8	37.9
Connecticut.....	892,424	15,226	98.2	1.7	98.3	1.6	21.7	23.8
Delaware.....	153,977	30,697	83.4	16.6	83.1	16.8	9.9	8.1
District of Columbia.....	191,532	86,702	68.7	31.1	67.1	32.8	23.8	14.7
Florida.....	297,333	230,730	56.3	43.7	57.5	42.5	32.2	38.8
Georgia.....	1,181,294	1,034,813	53.3	46.7	53.2	46.7	20.7	20.5
Hawaii.....	66,890	233	43.4	.2	86.6	.3	10.3	.....
Idaho.....	154,495	293	95.5	.2	92.7	.2	45.6	56.9
Illinois.....	4,734,873	85,078	98.2	1.8	98.5	1.5	25.6	49.2
Indiana.....	2,453,502	57,505	97.7	2.3	97.9	2.1	14.5	27.2
Indian Territory.....	302,680	36,853	77.2	9.4	61.2	10.3	174.5	97.8
Iowa.....	2,218,667	12,636	99.4	.6	99.4	.6	16.7	18.8
Kansas.....	1,416,319	52,006	96.3	3.5	96.4	3.5	2.9	4.6
Kentucky.....	1,832,309	284,706	86.7	13.3	85.6	14.4	17.1	6.2
Louisiana.....	729,612	650,804	52.8	47.1	49.9	50.0	30.7	16.4
Maine.....	692,226	1,319	99.7	.2	99.7	.2	5.0	10.8
Maryland.....	952,424	235,064	80.2	19.8	79.3	20.7	15.2	9.0
Massachusetts.....	2,769,764	31,974	98.7	1.1	98.9	1.0	25.0	44.4
Michigan.....	2,398,563	15,816	99.1	.1	99.0	.7	25.6	49.2
Minnesota.....	1,737,036	4,959	99.2	.3	98.9	.3	34.0	34.6
Mississippi.....	641,200	907,630	41.3	58.5	42.2	57.8	17.7	22.2
Missouri.....	2,944,843	161,234	94.8	5.2	94.4	5.6	16.5	7.4
Montana.....	226,283	1,523	93.0	.6	89.3	1.0	77.2	2.2
Nebraska.....	1,056,526	6,269	99.1	.6	98.5	.8	.9	29.7
Nevada.....	35,405	134	83.6	.3	82.6	.2	9.5	44.6
New Hampshire.....	410,791	662	93.8	.2	93.8	.2	9.3	7.8
New Jersey.....	1,812,317	69,844	96.2	3.7	96.7	3.3	29.8	46.6
New Mexico.....	180,207	1,610	92.3	.8	89.2	1.2	26.1	17.7
New York.....	7,156,881	99,232	98.5	1.4	98.7	1.2	20.8	41.6
North Carolina.....	1,263,603	624,469	66.7	33.0	65.2	34.7	19.7	11.3
North Dakota.....	311,712	286	97.7	.2	95.5	.2	70.9	23.3
Ohio.....	4,030,204	96,901	97.7	2.3	97.6	2.4	13.3	11.2
Oklahoma.....	307,524	18,831	92.3	4.7	79.4	3.8	489.9	533.4
Oregon.....	394,582	1,105	95.4	.3	95.1	.4	30.7	6.8
Pennsylvania.....	6,141,664	156,845	97.5	2.5	97.9	2.0	19.3	45.8
Rhode Island.....	419,090	9,672	97.8	2.1	97.8	2.1	24.0	23.0
South Carolina.....	557,807	782,321	41.6	58.4	40.1	59.8	20.7	13.6
South Dakota.....	380,714	465	94.8	.1	94.1	.2	16.1	14.0
Tennessee.....	1,540,186	480,243	76.2	23.8	75.6	24.4	15.2	11.5
Texas.....	2,426,669	620,722	79.6	20.4	78.1	21.8	39.0	27.2
Utah.....	272,465	672	98.5	.2	97.7	.3	32.3	14.3
Vermont.....	342,771	826	99.7	.2	99.7	.3	3.4	11.8
Virginia.....	1,192,855	660,722	64.3	35.6	61.6	38.4	16.9	4.0
Washington.....	496,304	2,514	95.8	.5	95.4	.4	45.6	55.9
West Virginia.....	915,233	43,969	95.5	4.5	95.7	4.3	25.4	33.1
Wisconsin.....	2,057,911	2,542	99.5	.1	99.3	.1	22.4	.4
Wyoming.....	89,051	940	96.2	1.0	94.8	1.5	50.1	2.0
United States.....	66,990,788	8,840,789	87.8	11.6	87.5	11.9	21.4	18.1

NEGRO POPULATION BY CENSUS YEARS.

YEAR.	Total population.	White.	Negro.	PER CENT OF TOTAL.	
				White.	Negro.
1900.....	76,303,387	66,990,788	8,840,789	87.8	11.6
1890.....	63,063,756	55,166,184	7,488,788	87.5	11.9
1880.....	50,155,783	43,403,400	6,589,793	86.5	13.1
1870.....	38,558,371	33,589,377	4,889,000	87.1	12.7
1860.....	31,443,321	26,922,537	4,441,880	85.6	14.1
1850.....	23,191,876	19,553,068	3,638,808	84.3	15.7
1840.....	17,069,453	14,195,805	2,873,648	83.2	16.8
1830.....	12,886,020	10,557,378	2,328,642	81.9	18.1
1820.....	9,638,453	7,866,797	1,771,656	81.6	18.4
1810.....	7,239,881	5,862,073	1,377,808	81.0	19.0
1800.....	5,308,483	4,306,446	1,002,037	81.1	18.9
1790.....	3,929,214	3,172,006	757,208	80.7	19.3

POPULATION BY CONJUGAL CONDITION.

[United States census, 1900.]

CONDITION.	Both sexes.	Per cent.	Males.	Per cent.	Females.	Per cent.
Single .....	44,187,155	57.9	23,666,896	60.6	20,520,319	55.1
Married .....	27,849,761	36.5	14,006,798	35.9	13,845,963	37.2
Widowed .....	3,903,857	5.1	1,182,293	3.0	2,721,564	7.3
Divorced.....	199,888	.3	84,908	.2	114,980	.3
Unknown .....	162,746	.2	121,412	.3	41,334	.1
Total .....	76,803,387	100	39,659,242	100	37,244,145	100

DENSITY OF POPULATION.

Inhabitants per square mile of land area in the states and territories in 1900.

State or territory.	State or territory.	State or territory.	State or territory.
Alabama..... 35.5	Indiana..... 70.1	Nebraska..... 13.9	South Carolina... 44.4
Alaska..... .1	Indian Territory. 12.6	Nevada..... .4	South Dakota.... 5.2
Arizona..... 1.1	Iowa..... 40.2	New Hampshire. 45.7	Tennessee..... 48.4
Arkansas..... 24.7	Kansas..... 18.0	New Jersey..... 250.3	Texas..... 11.6
California..... 9.5	Kentucky..... 53.7	New Mexico..... 1.6	Utah..... 3.4
Colorado..... 5.2	Louisiana..... 30.4	New York..... 152.6	Vermont..... 37.6
Connecticut..... 187.5	Maine..... 23.2	North Carolina.. 39.0	Virginia..... 46.2
Delaware..... 94.3	Maryland..... 120.5	North Dakota.... 4.5	Washington..... 7.7
Dist. of Columbia. 4,645.3	Massachusetts.. 348.9	Ohio..... 102.0	West Virginia... 38.9
Florida..... 9.7	Michigan..... 42.2	Oklahoma..... 10.3	Wisconsin..... 38.0
Georgia..... 37.6	Minnesota..... 22.1	Oregon..... 4.4	Wyoming..... .9
Hawaii..... 23.9	Mississippi..... 33.5	Pennsylvania.... 140.1	United States.. 26.6
Idaho..... 1.9	Missouri..... 45.2	Rhode Island.... 407.0	
Illinois..... 86.1	Montana..... 1.7		

URBAN POPULATION OF THE UNITED STATES.

[Twelfth census, 1900.]

YEAR.	Total.	Urban.	Per cent.	YEAR.	Total.	Urban.	Per cent.
1900.....	75,468,039	24,992,199	33.1	1840.....	17,069,453	1,453,994	8.5
1890.....	62,622,250	18,272,503	29.2	1830.....	12,896,020	864,569	6.7
1880.....	50,155,783	11,318,547	22.6	1820.....	9,638,453	475,135	4.9
1870.....	38,558,371	8,071,875	20.9	1810.....	7,239,881	356,920	4.9
1860.....	31,443,321	5,072,256	16.1	1800.....	5,308,483	210,873	4.0
1850.....	23,191,876	2,897,586	12.5	1790.....	3,929,214	151,472	3.4

In the above table the total population for 1900 is exclusive of residents on Indian lands and of Hawaii. The urban population in all cases includes persons living in cities and towns of 8,000 or more inhabitants. On the basis of places of 4,000 or more inhabitants the urban population of the United States in 1900 was 24,411,608, or 37.3 per cent.

POPULATION OF INCORPORATED CITIES IN 1900.

Places with less than 10,000 inhabitants in 1900 not included. Estimates made by census bureau.

<b>ALABAMA.</b>	<b>CONNECTICUT.</b>	Savannah..... 64,562	<b>INDIANA.</b>
Birmingham .. 42,087	Ansonia..... 13,383	<b>HAWAII.*</b>	Anderson..... 23,010
Mobile..... 40,686	Bridgeport..... 77,635	Honolulu..... 39,306	Elkhart..... 16,330
Montgomery... 32,884	Danbury..... 16,531	<b>IDAHO.*</b>	Elwood..... 13,397
<b>ALASKA.*</b>	Hartford..... 87,836	Boise..... 5,927	Evanston..... 61,482
Nome City..... 12,486	Manchester... 11,315	<b>ILLINOIS.</b>	Fort Wayne... 48,031
<b>ARKANSAS.</b>	Meriden..... 25,088	Alton..... 15,386	Hammond..... 14,258
Fort Smith.... 12,121	Naugatuck... 11,837	Aurora..... 25,485	Indianapolis.. 191,033
Little Rock.... 42,036	New Britain.. 28,506	Belleville... 13,120	Jeffersonville.. 10,807
Pine Bluff.... 11,958	New Haven... 114,600	Bloomington . 24,276	Kokomo..... 11,314
<b>ARIZONA.*</b>	New London.. 18,685	Calro..... 13,238	Lafayette..... 18,677
Phoenix..... 5,544	Norwich..... 19,081	Chicago..... 1,873,880	Logansport... 17,068
Tucson..... 7,531	Stamford.... 16,798	Danville..... 17,749	Marion..... 19,908
<b>CALIFORNIA.</b>	Waterbury... 56,521	Decatur..... 22,736	Michigan City. 16,071
Alameda..... 18,054	<b>DELAWARE.</b>	East St. Louis. 34,007	Muncie..... 24,492
Berkeley..... 16,400	Wilmington.. 81,300	Elgin..... 23,816	New Albany... 20,499
Fresno..... 12,965	<b>DISTRICT OF CO-</b>	Evanston..... 21,104	Richmond..... 18,712
Los Angeles... 116,420	<b>LUMBIA.</b>	Freeport..... 14,179	South Bend... 40,327
Oakland..... 70,386	Washington . 293,217	Galesburg.... 19,609	Terre Haute... 38,611
Sacramento... 30,152	<b>FLORIDA.</b>	Jacksonville . 15,720	Vincennes.... 10,669
San Diego..... 18,420	Jacksonville . 31,798	Joliet..... 30,769	<b>INDIAN TERRI-</b>
San Francisco. 355,919	Key West.... 16,823	Kankakee.... 14,966	<b>TORY.*</b>
San Jose..... 22,532	Pensacola.... 19,547	LaSalle..... 10,623	Ardmore..... 5,681
Stockton..... 18,430	Tampa..... 18,932	Moline..... 38,553	<b>IOWA.</b>
<b>COLORADO.</b>	<b>GEORGIA.</b>	Ottawa..... 10,888	Burlington... 23,393
Colorado Spgs. 24,092	Athens..... 10,728	Peoria..... 62,094	Cedar Rapids.. 27,948
Cripple Creek. 7,000	Atlanta..... 96,550	Quincy..... 37,680	Clinton..... 23,370
Denver..... 144,588	Augusta..... 41,283	Rock Island.. 33,361	Council Bluffs. 29,171
Leadville..... 13,076	Columbus.... 17,707	Springfield . 36,211	Davenport.... 37,768
Pueblo..... 29,237	Macon..... 23,431	Streator..... 14,880	Des Moines... 65,754

Dubuque .....	38,094
Fort Dodge .....	14,539
Keokuk .....	14,803
Marshalltown .....	12,633
Muscatine .....	14,859
Ottumwa .....	19,457
Sionx City .....	31,701
Waterloo .....	15,034

**KANSAS.**

Atchison .....	16,250
Fort Scott .....	9,836
Galena .....	12,378
Kansas City .....	55,348
Lawrence .....	11,123
Leavenworth .....	21,026
Pittsburg .....	11,138
Topeka .....	35,358
Wichita .....	24,917

**KENTUCKY.**

Covington .....	44,759
Henderson .....	10,704
Lexington .....	27,809
Louisville .....	215,945
Newport .....	29,315
Owensboro .....	13,822
Paducah .....	20,955

**LOUISIANA.**

Baton Rouge .....	11,506
New Orleans .....	300,625
Shreveport .....	16,922

**MAINE.**

Anburn .....	13,461
Augusta .....	12,031
Bangor .....	22,675
Bath .....	11,002
Biddeford .....	16,655
Lewiston .....	24,379
Portland .....	52,656

**MARYLAND.**

Baltimore .....	531,313
Cumberland .....	13,448
Hagerstown .....	14,632

**MASSACHUSETTS.**

Adams .....	11,710
Attleboro .....	12,463
Beverly .....	14,802
Boston .....	594,613
Brockton .....	43,873
Brookline .....	22,254
Cambridge .....	98,444
Chelsea .....	35,929
Chilceope .....	20,703
Clinton .....	14,639
Everett .....	28,317
Fall River .....	114,004
Fitchburg .....	34,378
Framingham .....	11,920
Gardner .....	11,530
Gloucester .....	26,562
Haverhill .....	38,957
Holyoke .....	48,726
Hyde Park .....	14,159
Lawrence .....	67,932
Leominster .....	13,928
Lowell .....	100,150
Lynn .....	72,350
Malden .....	36,853
Marlboro .....	13,549
Medford .....	20,395
Melrose .....	13,850
Milford .....	11,896
New Bedford .....	68,955
Newburyport .....	14,637
Newton .....	36,350
North Adams .....	26,519
Northampton .....	19,738
Peabody .....	11,934

Pittsfield .....	23,113
Quincy .....	26,053
Revere .....	11,814
Salem .....	37,504
Somerville .....	68,090
Southbridge .....	10,736
Springfield .....	67,423
Taunton .....	32,713
Waltham .....	24,435
Westfield .....	13,063
Weymouth .....	11,462
Woburn .....	14,482
Worcester .....	128,552

**MICHIGAN.**

Alpena .....	11,953
Ann Arbor .....	16,033
Battle Creek .....	20,174
Bay City .....	27,565
Detroit .....	309,653
Flint .....	14,093
Grand Rapids .....	91,630
Ishpeming .....	13,873
Jackson .....	26,494
Kalamazoo .....	26,252
Lansing .....	17,499
Manistee .....	14,695
Marquette .....	10,338
Menominee .....	13,475
Muskegon .....	20,254
Port Huron .....	20,962
Saginaw .....	41,151
S. Ste. Marie .....	11,972
West Bay City .....	12,161

**MINNESOTA.**

Duluth .....	57,397
Mankato .....	11,127
Minneapolis .....	214,112
St. Paul .....	172,038
Stillwater .....	12,636
Winona .....	20,167

**MISSISSIPPI.**

Meridian .....	15,079
Natchez .....	12,843
Vicksburg .....	15,272

**MISSOURI.**

Hannibal .....	12,756
Joplin .....	30,847
Kansas City .....	173,064
St. Joseph .....	110,479
St. Louis .....	612,279
Sedalia .....	15,579
Springfield .....	23,693

**MONTANA.**

Butte .....	36,127
Great Falls .....	18,215
Helena .....	13,770

**NEBRASKA.**

Lincoln .....	44,243
Omaha .....	113,361
South Omaha .....	31,353

**NEVADA.\***

Carson City .....	2,100
Reno .....	4,500
Virginia City .....	2,695

**NEW HAMPSHIRE.**

Concord .....	20,421
Dover .....	13,333
Manchester .....	60,845
Nashua .....	25,275
Portsmouth .....	10,880

**NEW JERSEY.**

Atlantic City .....	33,272
Bayonne .....	36,829
Bridgeton .....	14,660
Camden .....	79,811
East Orange .....	23,972

Elizabeth .....	56,441
Harrison .....	11,274
Hoboken .....	64,080
Jersey City .....	219,462
Kearney .....	12,045
Millville .....	10,757
Montclair .....	15,555
Morristown .....	12,200
New Brunswick .....	20,426
Newark .....	265,394
Orange .....	25,731
Passaic .....	32,452
Paterson .....	113,217
Perth Amboy .....	20,156
Phillipsburg .....	11,975
Plainfield .....	16,599
Trenton .....	76,766
Union .....	16,549
West Hoboken .....	26,523

**NEW MEXICO.\***

Albuquerque .....	6,233
Santa Fe .....	5,603

**NEW YORK.**

Albany .....	93,920
Amsterdam .....	23,082
Auburn .....	31,692
Binghamton .....	41,039
Buffalo .....	381,403
Cohoes .....	24,330
Corning .....	11,814
Cornick .....	12,276
Elmira .....	37,106
Geneva .....	11,228
Glens Falls .....	13,543
Gloversville .....	19,696
Hornellsville .....	12,194
Ithaca .....	13,754
Jamestown .....	24,262
Johnstown .....	10,838
Kingston .....	25,516
Little Falls .....	10,860
Lockport .....	16,743
Middletown .....	15,287
Mount Vernon .....	24,343
New Rochelle .....	16,418
New York .....	3,716,139
Newburgh .....	25,501
Niagara Falls .....	22,172
Ogdensburg .....	15,033
Peekskill .....	10,562
Poughkeepsie .....	24,575
Rochester .....	170,793
Rome .....	15,448
Saratoga Spgs. .....	12,538
Schenectady .....	43,533
Syracuse .....	114,443
Troy .....	75,567
Utica .....	60,097
Watertown .....	23,787
Watervilet .....	14,726
Yonkers .....	52,701

**NORTH CAROLINA.**

Asheville .....	16,032
Charlotte .....	20,050
Greensboro .....	12,051
Raleigh .....	13,934
Wilmington .....	21,252
Winston .....	10,605

**NORTH DAKOTA.\***

Fargo .....	9,589
Grand Forks .....	7,652

**OHIO.**

Akron .....	47,833
Ashtabula .....	14,182
Canton .....	32,011
Chillicothe .....	13,483
Cincinnati .....	352,934
Cleveland .....	414,950

Columbus .....	135,487
Dayton .....	92,566
East Liverpool .....	18,482
Findlay .....	20,613
Hamilton .....	25,819
Ironton .....	12,147
Lima .....	25,445
Lorain .....	19,379
Mansfield .....	18,591
Marietta .....	14,872
Marion .....	13,024
Massillon .....	12,499
Newark .....	19,334
Piqua .....	13,008
Portsmouth .....	19,192
Sandusky .....	20,021
Springfield .....	40,161
Stenbenville .....	14,637
Tiffin .....	12,000
Toledo .....	145,901
Youngstown .....	48,386
Zanesville .....	24,297

**OKLAHOMA.**

Guthrie .....	11,407
Oklahoma City .....	12,600

**OREGON.**

Portland .....	98,655
----------------	--------

**PENNSYLVANIA.**

Allentown .....	138,018
Allentown .....	38,573
Altoona .....	41,565
Beaver Falls .....	10,150
Braddock .....	17,436
Bradford .....	15,803
Butler .....	11,480
Carbondale .....	14,250
Chester .....	35,995
Columbia .....	12,832
Dunmore .....	13,864
Easton .....	26,775
erie .....	56,363
Harrisburg .....	62,951
Hazleton .....	15,053
Homestead .....	13,946
Johnstown .....	39,059
Lancaster .....	44,294
Lebanon .....	18,516
McKeesport .....	38,274
Mahanoy City .....	14,170
Meadville .....	10,522
Mount Carmel .....	14,658
Nanticoke .....	12,737
Newcastle .....	32,593
Norristown .....	23,006
Oil City .....	13,963
Philadelphia .....	1,367,716
Pittsburg .....	345,043
Pittston .....	13,231
Plymouth .....	14,942
Pottstown .....	13,819
Pottsville .....	16,187
Reading .....	85,051
Scranton .....	107,026
Shamokin .....	19,342
Shenandoah .....	21,635
S. Bethlehem .....	14,123
Steelton .....	13,039
Wilkesbarre .....	55,921
Wilksburg .....	14,552
Williamsport .....	29,246
York .....	36,438

**RHODE ISLAND.**

Central Falls .....	19,571
Cranston .....	14,915
E. Providence .....	13,254
Newport .....	22,808
Pawtucket .....	42,711
Providence .....	189,742

Woonsocket ... 30,415	El Paso..... 17,577	Newport News. 24,100	Ashland ..... 14,010
<b>SOUTH CAROLINA.</b>	Fort Worth.... 27,192	Norfolk ..... 55,149	Beloit ..... 11,672
Charleston .... 56,062	Galveston .... 31,742	Petersburg ... 21,549	Eau Claire... 17,547
Columbia ..... 22,836	Houston ..... 50,760	Portsmouth ... 17,628	Fond du Lac.. 16,037
Greenville .... 12,835	Laredo ..... 14,062	Richmond ..... 86,148	Green Bay.... 20,142
Spartanburg... 13,150	San Antonio... 58,016	Roanoke ..... 23,097	Janesville ... 13,890
<b>SOUTH DAKOTA.</b>	Sherman ..... 11,116	<b>WASHINGTON.</b>	Kenosha ..... 13,617
Sioux Falls.... 10,293	Waco ..... 22,558	Seattle ..... 92,020	LaCrosse .... 30,038
<b>TENNESSEE.</b>	<b>UTAH.</b>	Spokane ..... 41,927	Madison ..... 20,886
Chattanooga... 30,469	Ogden ..... 16,739	Tacoma ..... 45,102	Manitowoc ... 12,842
Jackson ..... 15,852	Salt Lake City 57,138	Wallawalla ... 11,651	Marquette ... 17,596
Knoxville .... 34,344	<b>VERMONT.</b>	<b>WEST VIRGINIA.</b>	Milwaukee ... 312,736
Memphis ..... 113,669	Burlington ... 19,855	Charleston ... 12,407	Oshkosh ..... 29,919
Nashville ..... 82,711	Rutland ..... 11,730	Huntington ... 12,469	Racine ..... 31,529
<b>TEXAS.</b>	<b>VIRGINIA.</b>	Parkersburg ... 16,193	Sheboygan ... 24,069
Austin ..... 23,574	Alexandria ... 14,585	Wheeling ..... 40,186	Superior ..... 36,824
Dallas ..... 44,159	Danville ..... 17,276	<b>WISCONSIN.</b>	Wausau ..... 13,284
Denison ..... 12,062	Lynchburg ... 21,350	Appleton ..... 16,051	<b>WYOMING.</b>
			Cheyenne ..... 14,807

\*The figures for the towns in these states and territories are for 1900, no estimates for 1908 having been made by the census bureau, as none of the places had 10,000 inhabitants in 1900.

THE SHERMAN ANTITRUST LAW.

Passed by the 51st congress and approved July 2, 1890.

Section 1. Every contract, combination in the form of trust or otherwise, or conspiracy, in restraint of trade or commerce among the several states or with foreign nations, is hereby declared to be illegal. Every person who shall make any such contract or engage in any such combination or conspiracy shall be deemed guilty of a misdemeanor, and, on conviction thereof, shall be punished by fine not exceeding \$5,000 or by imprisonment not exceeding one year, or by both said punishments, in the discretion of the court.

Sec. 2. Every person who shall monopolize or attempt to monopolize or combine or conspire with any person or persons to monopolize any part of the trade or commerce among the several states or with foreign nations shall be deemed guilty of a misdemeanor, and on conviction thereof shall be punished by fine not exceeding \$5,000 or by imprisonment not exceeding one year, or by both said punishments, in the discretion of the court.

Sec. 3. Every contract, combination in form of trust or otherwise, or conspiracy in restraint of trade or commerce in any territory of the United States or of the District of Columbia, or in restraint of trade or commerce between any such territory and another, or between any such territory or territories and any state or states or the District of Columbia or with foreign nations, or between the District of Columbia and any state or states or foreign nations, is hereby declared illegal. Every person who shall make any such contract or engage in any such combination or conspiracy shall be deemed guilty of a misdemeanor, and on conviction thereof shall be punished by fine not exceeding \$5,000 or by imprisonment not exceeding one year, or by both said punishments, in the discretion of the court.

Sec. 4. The several Circuit courts of the United States are hereby invested with jurisdiction to prevent or restrain violations of this act; and it shall be the duty of the several district attorneys of the United States, in their respective districts, under the direction of the attorney-general, to institute proceedings in equity to prevent and restrain such violations. Such

proceedings may be by way of petition setting forth the case and praying that such violation shall be enjoined or otherwise prohibited. When the parties complained of shall have been duly notified of such petition the court shall proceed, as soon as may be, to the hearing and determination of the case; and pending such petition and before final decree the court may at any time make such temporary restraining order or prohibition as shall be deemed just in the premises.

Sec. 5. Whenever it shall appear to the court before which any proceeding under section 4 of this act may be pending that the ends of justice require that other parties should be brought before the court, the court may cause them to be summoned, whether they reside in the district in which the court is held or not; and subpoenas to that end may be served in any district by the marshal thereof.

Sec. 6. Any property owned under any contract or by any combination or pursuant to any conspiracy (and being the subject thereof) mentioned in section 1 of this act and being in the course of transportation from one state to another or to a foreign country shall be forfeited to the United States and may be seized and condemned by like proceedings as those provided by law for the forfeiture, seizure and condemnation of property imported into the United States contrary to law.

Sec. 7. Any person who shall be injured in his business or property by any other person or corporation by reason of anything forbidden or declared unlawful by this act may sue therefor in any Circuit court of the United States in the district in which the defendant resides or is found, without respect to the amount in controversy, and shall recover threefold the damages by him sustained and the cost of suit, including a reasonable attorney's fee.

Sec. 8. That the word "person" or "persons" wherever used in this act be deemed to include corporations and associations existing under or authorized by the laws of either the United States, the laws of any of the territories, the laws of any state or the laws of any foreign country.

## STATISTICS OF AMERICAN CITIES IN 1904.

Date of incorporation, population and land area of places having 30,000 or more inhabitants June 1, 1904.

[From reports of census bureau, 1906.]

CITY.	Date of latest incorporation.	POPULATION.						Land area in 1904. Acres.
		Estimated as of June 1.			Decennial census. June 1.			
		1904.	1903.	1902.	1900.	1890.		
New York, N. Y.	1901	3,888,180	3,775,435	3,662,690	3,437,202	2,507,414	209,218.1	
Chicago, Ill.	1837	1,932,315	1,873,880	1,815,445	1,638,575	1,099,850	114,932.3	
Philadelphia, Pa.	1854	1,392,389	1,367,716	1,343,043	1,293,697	1,046,964	81,828.0	
St. Louis, Mo.	1876	624,626	612,279	599,932	575,238	451,770	39,276.3	
Boston, Mass.	1854	588,482	581,584	574,686	560,892	448,477	24,613.0	
Baltimore, Md.	1898	538,765	531,313	523,961	508,957	434,459	19,290.2	
Cleveland, O.	1836	425,632	414,950	403,052	381,768	261,353	22,180.4	
Buffalo, N. Y.	1832	372,033	367,121	362,209	352,387	255,674	26,884.0	
San Francisco, Cal.	1900	340,298	355,919	351,540	342,782	288,997	29,760.0	
Pittsburg, Pa.	1816	352,852	345,043	337,234	321,616	238,617	18,161.2	
Cincinnati, O.	1819	341,444	332,364	329,540	325,902	296,908	27,182.9	
Detroit, Mich.	1883	317,591	309,619	301,647	287,570	205,876	18,500.0	
Milwaukee, Wis.	1846	308,343	303,238	298,633	285,315	204,468	14,003.0	
New Orleans, La.	1896	305,132	300,625	296,118	287,104	242,069	125,000.0	
Washington, D. C.	1878	298,050	293,217	288,384	278,718	230,392	38,406.4	
Newark, N. J.	1857	272,950	266,605	260,260	246,070	181,890	14,081.6	
Minneapolis, Minn.	1881	250,122	238,271	226,420	220,718	164,738	31,621.6	
Jersey City, N. J.	1871	227,445	222,192	216,939	206,433	163,003	9,163.0	
Louisville, Ky.	1893	219,191	215,722	212,253	204,731	161,129	13,036.5	
Indianapolis, Ind.	1891	204,772	197,705	186,410	169,164	105,436	18,762.2	
Providence, R. I.	1855	194,027	189,419	184,811	175,597	132,146	11,252.1	
St. Paul, Minn.	1854	190,231	183,439	176,647	163,065	133,156	33,388.0	
Rochester, N. Y.	1848	177,228	173,573	169,918	162,608	133,896	11,403.4	
Kansas City, Mo.	1889	176,168	173,064	169,940	163,752	132,716	16,743.0	
Toledo, O.	1851	150,594	145,901	141,208	131,822	81,434	16,450.0	
Denver, Col.	1893	148,714	147,111	137,041	133,859	106,713	37,348.0	
Allegheny, Pa.	1840	140,456	138,064	135,672	129,896	105,287	4,726.0	
Columbus, O.	1834	138,796	135,487	132,178	125,560	88,150	10,176.0	
Worcester, Mass.	1848	126,192	124,249	122,306	118,421	84,655	23,083.0	
Los Angeles, Cal.	1889				102,479	50,395	27,399.1	
Memphis, Tenn.	1879	117,452	113,679	109,885	102,320	64,495	9,771.9	
Omaha, Neb.	1897	116,963	113,361	109,759	102,555	66,536	15,380.0	
New Haven, Conn.	1784	116,827	114,627	112,427	108,027	81,298	11,460.0	
Syracuse, N. Y.	1847	115,874	113,624	111,874	108,374	88,143	10,639.0	
St. Joseph, Mo.	1885	112,979	110,479	107,979	102,979	52,324	6,080.0	
Scranton, Pa.	1866	112,334	109,757	107,180	102,026	75,214	12,186.1	
Paterson, N. J.	1871	110,257	108,385	107,713	105,171	78,347	5,157.0	
Fall River, Mass.	1854	105,582	105,402	105,222	104,863	74,398	21,722.0	
Portland, Ore.	1903	101,398	98,655	95,912	90,426	46,385	22,500.0	
Atlanta, Ga.	1874	98,776	96,550	94,324	89,872	65,533	7,040.0	
Albany, N. Y.	1900	97,071	96,341	95,611	94,151	94,923	6,913.7	
Cambridge, Mass.	1891	96,324	95,214	94,104	91,886	70,028	4,016.0	
Seattle, Wash.	1890	95,803	92,020	88,237	80,671	42,837	19,844.0	
Grand Rapids, Mich.	1890	95,718	93,679	91,641	87,565	60,278	10,703.0	
Dayton, O.	1840	95,133	92,716	90,155	85,333	61,220	6,690.0	
Lowell, Mass.	1886	94,905	94,921	94,937	94,969	77,696	7,170.0	
Hartford, Conn.	1884	90,498	87,836	85,174	79,850	53,290	10,992.0	
Reading, Pa.	1847	87,081	85,051	83,021	78,961	58,661	3,965.0	
Richmond, Va.	1742	86,514	84,148	81,782	85,050	81,388	3,123.0	
Nashville, Tenn.	1833	83,751	83,275	81,805	80,845	76,168	6,124.0	
Wilmington, Del.	1883	82,580	81,300	79,000	76,508	61,431	5,490.0	
Trenton, N. J.	1874	82,005	79,830	77,655	73,307	57,458	4,068.3	
Camden, N. J.	1828	81,877	80,361	78,905	75,935	63,018	4,475.0	
Bridgeport, Conn.	1895	79,848	77,635	75,422	70,996	48,866	6,257.4	
Troy, N. Y.	1900	75,989	75,756	75,523	75,057	73,960	5,021.4	
Lynn, Mass.	1850	75,336	73,630	71,924	68,513	55,727	6,942.5	
Des Moines, Iowa.	1890	72,928	70,230	67,533	62,139	50,083	34,309.2	
New Bedford, Mass.	1947	71,978	69,594	67,210	62,442	40,753	12,173.0	
Oakland, Cal.	1889	71,528	70,386	69,244	66,960	48,682	8,749.6	
Springfield, Mass.	1852	71,243	68,947	66,651	62,059	44,179	23,963.7	
Lawrence, Mass.	1833	68,551	67,053	65,555	62,559	44,654	4,577.0	
Somerville, Mass.	1900	67,746	66,220	64,694	61,643	40,152	2,000.0	
Savannah, Ga.	1789	66,026	64,741	63,456	54,244	43,189	4,042.0	
Hoboken, N. J.	1855	64,247	63,026	61,805	59,364	43,648	825.0	
Peoria, Ill.	1892	63,687	62,348	61,003	56,160	41,024	5,471.0	
Duluth, Minn.	1900	62,547	60,152	57,757	52,969	33,115	40,556.8	
Evansville, Ind.	1893	62,307	61,482	60,657	59,007	50,756	3,810.0	
Utica, N. Y.	1832	62,105	60,742	59,289	56,383	44,007	5,393.0	
Manchester, N. H.	1846	62,131	60,845	59,559	56,387	44,126	21,065.0	
San Antonio, Tex.	1908	59,581	58,016	56,451	53,321	37,073	22,905.0	
Elizabeth, N. J.	1863	58,833	57,157	55,481	52,130	37,764	5,830.0	
Yonkers, N. Y.	1895	58,710	56,015	53,320	47,931	32,033	12,700.0	
Waterbury, Conn.	1893	58,315	56,521	54,727	51,139	33,202	17,983.0	
Salt Lake City, Utah.	1860	58,026	57,138	55,269	53,531	44,843	29,377.4	



STATISTICS OF AMERICAN CITIES IN 1904—CONTINUED.

CITY.	Date of latest incorporation.	POPULATION.					Land area in 1904. Acres.
		Estimated as of June 1.			Decennial census June 1.		
		1904.	1903.	1902.	1900.	1890.	
Kansas City, Kas.	1903	57,710	59,919	56,772	51,418	38,316	6,440.0
Erie, Pa.	1851	57,573	56,303	55,153	52,733	40,634	4,413.7
Wilkesbarre, Pa.	1871	57,321	55,921	54,621	51,721	37,718	3,116.8
Norfolk, Va.	1884	56,662	55,318	53,974	46,624	34,871	3,052.1
Charleston, S. C.	1783	56,147	56,062	55,977	55,807	54,955	2,406.4
Schenectady, N. Y.	1798	54,492	50,789	47,086	31,682	19,902	4,966.4
Houston, Tex.	1903	51,468	50,760	49,050	44,633	27,557	10,036.0
Harrisburg, Pa.	1860	53,879	52,951	52,023	50,167	39,385	2,871.0
Portland, Me.	1832	53,493	52,656	51,819	50,145	36,425	13,790.7
Youngstown, O.	1867	50,081	48,886	47,219	44,885	33,220	6,210.6
Dallas, Tex.	1869	49,678	44,159	43,552	42,638	38,067	8,245.6
Holyoke, Mass.	1873	49,689	48,244	47,400	45,712	35,637	9,848.7
Fort Wayne, Ind.	1884	49,003	48,081	47,059	45,115	35,333	3,841.7
Tacoma, Wash.	1890	48,532	45,102	39,934	37,714	36,006	19,439.0
Akron, O.	1836	48,068	46,733	45,398	42,728	27,601	7,370.8
Saginaw, Mich.	1890	46,610	45,543	44,477	42,345	46,322	7,891.2
Brockton, Mass.	1881	46,247	44,701	43,155	40,063	27,294	13,770.5
Lincoln, Neb.	1901	45,516	44,158	42,800	40,169	28,586	5,056.4
Covington, Ky.	1894	45,318	44,759	44,052	42,938	37,371	1,496.0
Lancaster, Pa.	1818	45,239	44,294	43,349	41,459	32,011	2,630.0
Spokane, Wash.	1891	43,620	41,927	40,234	36,848	19,922	12,660.0
Birmingham, Ala.	1871	43,411	42,087	40,863	38,415	26,178	4,173.0
Altoona, Pa.	1898	42,686	41,815	40,701	38,973	30,337	1,667.6
Pawtucket, R. I.	1885	42,551	41,721	40,891	39,231	27,633	5,494.0
Binghamton, N. Y.	1867	42,409	41,718	41,027	39,647	35,005	6,400.0
Augusta, Ga.	1798	41,897	41,283	40,669	39,441	34,300	2,846.0
South Bend, Ind.	1901	41,778	40,327	38,876	35,999	21,819	3,971.9
Mobile, Ala.	1901	41,425	40,686	39,947	38,997	31,076	3,635.0
Johnstown, Pa.	1889	41,070	39,980	38,890	35,956	21,805	2,741.3
Dubuque, Ia.	1837	40,812	39,683	38,554	36,297	30,311	7,290.0
Springfield, O.	1850	40,797	40,161	39,525	38,253	31,895	5,660.0
Wheeling, W. Va.	1836	40,662	40,186	39,750	38,878	34,522	1,345.0
McKeesport, Pa.	1891	40,423	39,274	36,925	34,227	20,741	1,847.0
Bayonne, N. J.	1909	40,354	38,446	36,538	32,722	19,069	2,530.0
Butte, Mont.	1888	39,890	38,023	36,156	30,470	10,723	1,610.0
Allentown, Pa.	1889	39,552	38,483	37,464	35,416	25,228	2,144.9
Siox City, Ia.	1886	39,383	37,815	36,247	33,111	27,806	28,020.0
Terre Haute, Ind.	1899	39,257	38,611	37,965	36,673	30,217	3,580.0
Topeka, Kas.	1903	39,149	38,959	38,809	33,608	31,007	4,073.4
Davenport, Ia.	1851	38,888	37,979	37,070	35,254	26,872	5,052.0
Montgomery, Ala.	1838	38,730	32,884	32,038	30,346	21,883	4,318.7
Quincy, Ill.	1895	38,156	37,690	37,204	36,252	31,494	3,715.1
East St. Louis, Ill.	1888	37,812	36,239	34,666	29,655	15,169	5,170.0
Haverhill, Mass.	1870	37,699	37,568	37,437	37,175	27,412	20,400.0
Little Rock, Ark.	1875	37,684	42,036	40,793	38,307	25,874	5,634.0
Springfield, Ill.	1840	37,495	36,211	35,527	34,159	24,963	4,444.8
York, Pa.	1900	37,348	36,438	35,528	33,708	20,793	2,220.0
Salem, Mass.	1836	37,292	36,958	36,624	35,956	30,801	4,600.0
Malden, Mass.	1882	37,162	36,287	35,412	33,664	23,031	3,062.0
Chester, Pa.	1866	36,664	35,965	35,326	33,988	27,302	2,862.0
Chelsea, Mass.	1857	36,645	36,001	35,358	34,072	27,909	1,441.0
Newton, Mass.	1897	36,179	35,531	34,883	33,587	24,379	11,110.0
Passaic, N. J.	1873	35,875	33,913	31,951	27,777	13,028	2,070.4
Elmira, N. Y.	1864	35,717	35,705	35,694	35,672	30,893	4,546.0
Atlantic City, N. J.	1902	35,642	34,691	31,740	27,838	15,055	.....
Superior, Wis.	1891	35,459	34,367	33,275	31,091	11,985	23,400.0
Knoxville, Tenn.	1891	34,913	34,344	33,775	32,637	22,535	2,590.0
Newcastle, Pa.	1875	34,011	32,593	31,175	28,339	11,600	4,353.0
Rockford, Ill.	1852	33,991	33,361	32,291	31,051	23,584	5,152.0
Jacksonville, Fla.	1887	33,926	32,551	31,177	28,429	17,201	4,804.0
South Omaha, Neb.	1903	33,177	31,383	29,589	26,001	8,062	3,760.0
Fitchburg, Mass.	1872	32,723	32,425	32,127	31,531	22,087	17,528.0
Galveston, Tex.	1903	32,613	31,742	30,871	27,789	20,084	4,989.2
Macon, Ga.	.....	32,544	23,431	23,378	23,272	22,746	3,005.0
Canton, O.	1854	32,450	32,011	31,563	30,667	26,189	4,160.0
Joplin, Mo.	1888	32,455	30,847	29,239	26,023	9,943	6,520.0
Auburn, N. Y.	1848	32,091	31,654	31,217	30,345	25,858	.....
Welchita, N. Y.	1903	31,857	31,549	28,163	24,671	23,853	21,116.0
Racine, Wis.	1848	31,652	31,014	30,376	29,102	21,014	2,860.0
Woonsocket, R. I.	1888	31,397	30,598	29,800	28,204	20,830	5,582.0
Joliet, Ill.	1852	31,241	30,769	30,297	29,353	23,264	2,472.0
Taunton, Mass.	1864	30,981	30,995	31,009	31,036	25,448	28,320.0
Chattanooga, Tenn.	1869	30,574	30,469	30,364	30,154	20,100	2,272.0
Sacramento, Cal.	1836	30,442	30,152	29,862	29,282	26,386	2,871.5
Oshkosh, Wis.	1853	30,116	29,658	29,200	28,284	22,836	5,040.0
LaCrosse, Wis.	1856	29,041	29,004	28,967	28,805	25,030	5,330.9
Council Bluffs, Iowa	1882	25,346	25,460	25,574	25,802	21,474	11,498.0

PER CAPITA RECEIPTS AND EXPENDITURES IN 1904.

In cities of 100,000 or more inhabitants.

CITY.	PER CAPITA RECEIPTS.				PER CAPITA EXPENDITURES.							
	Property taxes.	Miscellaneous taxes.	Liquor licenses.	Other licenses and permits.	Administration.	Police.	Fire.	Health.	Highways.	Charities and corrections.	Recreation parks, etc.	Schools.
New York, N. Y.	\$20.13	\$0.72	\$1.52	\$0.15	\$2.26	\$3.31	\$1.66	\$0.37	\$1.36	\$1.72	\$0.42	\$8.34
Chicago, Ill.	10.11	.09	1.97	.39	.95	1.90	.97	.08	.82	.18	.69	4.78
Philadelphia, Pa.	12.79	.02	1.32	.27	1.79	2.47	.99	.38	1.90	1.02	.46	3.94
St. Louis, Mo.	14.65	1.45	2.09	.52	2.05	3.13	1.41	.26	2.30	1.20	.31	4.51
Boston, Mass.	29.84	2.56	1.86	.11	3.68	3.22	2.27	.33	3.98	3.01	1.17	9.77
Baltimore, Md.	11.80	.75	.80	.18	1.32	2.01	1.02	.20	1.57	.90	.45	2.94
Cleveland, O.	12.24		1.24	.06	.69	1.36	1.42	.12	1.64	.69	.35	5.61
Buffalo, N. Y.	12.49	.17	1.65	.12	.90	2.23	2.02	.10	2.05	.36	.47	3.87
San Francisco, Cal.	15.00		.73	.78	2.50	2.91	2.62	.19	1.41	1.34	.97	4.08
Pittsburg, Pa.	15.48	.05	1.44	.32	.73	1.78	1.70	.29	1.99	.39	.50	4.88
Cincinnati, O.	10.52		1.22	.36	.97	1.85	1.51	.17	1.70	1.38	.15	3.37
Detroit, Mich.	12.99		1.02	.09	.98	1.90	1.95	.11	1.12	.42	.61	3.44
Milwaukee, Wis.	10.15	.43	1.35	.15	.73	1.26	1.65	.18	1.92	.06	.26	3.44
New Orleans, La.	11.63		.52	.85	1.15	.80	1.31	.21	1.36	.47	.14	1.77
Washington, D. C.	12.07	1.50	1.54	.54	1.26	3.13	1.37	.24	3.10	3.10	.58	5.73
Newark, N. J.	10.28	.10	1.32	.18	1.02	1.91	1.42	.28	1.21	.81	.10	5.02
Minneapolis, Minn.	11.53		1.61	.16	.73	.98	1.45	.14	2.35	.40	.34	4.46
Jersey City, N. J.	8.65	1.51	1.20	.17	1.02	1.95	1.06	.05	1.34	.22	.07	3.65
Louisville, Ky.	11.65		.62	.69	.71	1.32	1.34	.10	1.30	.83	.37	2.81
Indianapolis, Ind.	9.38		.90	.26	.31	.87	1.78	.10	1.72	.32	.35	5.17
Providence, R. I.	15.43		.95	.25	.98	2.08	1.95	.18	3.07	.54	.31	4.44
St. Paul, Minn.	10.51		1.99	.11	.61	.98	1.07	.12	1.93	.27	.56	3.82
Rochester, N. Y.	12.22	.35	1.09	.06	1.16	1.36	1.60	.18	2.53	.54	.31	4.39
Kansas City, Mo.	12.01		.91	.99	1.42	1.89	1.56	.18	1.33	.40	.65	5.64
Toledo, O.	11.92		.89	.07	.88	.99	1.17	.17	1.32	.22	.24	3.10
Denver, Col.	21.53		1.72	.49	3.48	1.39	1.86	.27	2.19	1.40	.73	6.95
Allegheny, Pa.	12.34		1.25	.26	.62	1.32	1.29	.25	1.56	.58	.51	4.51
Columbus, O.	11.68		.80	.13	.86	.95	1.50	.19	1.69	.23	.07	3.65
Worcester, Mass.	14.86	2.05	1.20	.08	.74	1.31	1.70	.24	2.51	1.54	.22	4.90
Los Angeles, Cal.	14.12		2.12	1.43	1.49	1.93	1.41	.32	2.94	.10	.78	8.76
Memphis, Tenn.	10.35		.17	.53	.30	1.00	1.50	.22	1.41	.32	.33	2.16
Omaha, Neb.	12.37		3.72	.17	1.19	.96	1.64	.08	2.18	.02	.22	3.93
New Haven, Conn.	11.26	.35	1.38	.13	.96	1.77	1.39	.08	1.95	.79	.26	3.83
Syracuse, N. Y.	14.73	.38	1.27	.11	1.36	1.30	1.76	.20	2.11	.96	.27	4.17
St. Joseph, Mo.	5.48		.72	.28	.43	.64	.93	.06	.83	.13	.07	2.66
Scranton, Pa.	6.52		1.55	.15	.65	.60	.83	.08	1.15	.88	.05	4.27
Paterson, N. J.	8.37	.03	1.24	.15	.61	1.20	1.66	.10	1.19	.72	.18	3.49
Fall River, Mass.	11.55	.54	1.47	.04	.73	1.39	1.38	.23	2.05	1.33	.08	3.78
Portland, Ore.	3.38		1.62	.88	.62	.92	1.37	.08	1.71	.....	.32	5.54

TOTAL RECEIPTS AND EXPENDITURES IN 1904.

In cities of 100,000 or more inhabitants.

CITY.	Receipts.	Expenditures.	CITY.	Receipts.	Expenditures.
New York, N. Y.	\$405,183,541	\$398,786,011	Providence, R. I.	\$8,540,828	\$8,555,980
Chicago, Ill.	66,855,127	64,104,166	St. Paul, Minn.	5,074,418	5,212,035
Philadelphia, Pa.	60,289,902	46,874,326	Rochester, N. Y.	10,907,287	9,765,012
St. Louis, Mo.	23,821,988	23,870,979	Kansas City, Mo.	8,039,131	7,535,166
Boston, Mass.	47,051,387	46,958,920	Toledo, O.	4,138,484	3,560,671
Baltimore, Md.	17,201,672	16,278,988	Denver, Col.	6,963,844	6,822,905
Cleveland, O.	15,665,957	15,262,789	Allegheny, Pa.	4,636,966	4,434,920
Buffalo, N. Y.	15,996,377	16,235,961	Columbus, O.	9,215,561	9,347,141
San Francisco, Cal.	17,422,011	12,668,414	Worcester, Mass.	5,308,654	5,067,739
Pittsburg, Pa.	13,018,775	13,583,738	Los Angeles, Cal.	6,684,010	5,893,832
Cincinnati, O.	15,174,256	14,335,002	Memphis, Tenn.	2,365,339	2,180,973
Detroit, Mich.	8,522,430	8,191,012	Omaha, Neb.	4,530,507	4,497,243
Milwaukee, Wis.	9,879,111	9,722,981	New Haven, Conn.	3,408,652	3,381,539
New Orleans, La.	9,556,344	9,635,322	Syracuse, N. Y.	6,054,588	6,167,744
Washington, D. C.	13,944,238	13,819,454	St. Joseph, Mo.	1,849,638	1,525,714
Newark, N. J.	19,709,062	18,879,836	Scranton, Pa.	1,486,832	1,706,182
Minneapolis, Minn.	5,698,439	5,711,437	Paterson, N. J.	6,070,876	5,989,716
Jersey City, N. J.	10,190,923	10,216,390	Fall River, Mass.	3,897,560	3,770,545
Louisville, Ky.	6,828,720	6,683,097	Portland, Ore.	3,635,461	3,819,337
Indianapolis, Ind.	3,394,525	3,325,120			

VALUATION, TAX LEVY AND DEBT IN 1904.

In cities of 100,000 or more inhabitants.

CITY.	Valuation of taxable property	PER CENT OF FULL VALUE.		Valuation per capita.	Tax rate per \$1,000 of assessed value	City tax levy per capita.	DEBT.	
		Real.	Personal				Total.	Per capita.
New York, N. Y.	\$5,640,542,657	100	100	\$1,450.69	\$15.17	\$21.99	\$599,460,532	\$154.18
Chicago, Ill.	403,281,190	15	15	208.70	53.75	11.24	64,593,547	33.43
Philadelphia, Pa.	1,217,457,205	100	100	874.37	14.50	12.68	71,826,317	51.58
St. Louis, Mo.	516,122,321	70	70	826.29	20.20	14.77	22,738,442	36.40
Boston, Mass.	1,238,350,962	100	100	2,104.31	14.47	30.16	94,121,606	159.94
Baltimore, Md.	443,541,969	85	85	823.26	19.16	11.87	39,962,883	74.17
Cleveland, O.	203,220,643	60	60	477.46	25.19	12.03	23,905,402	56.38
Buffalo, N. Y.	265,819,700	67	100	714.51	19.60	14.00	19,770,105	53.14
San Francisco, Cal.	502,895,359	60	33	1,395.78	11.20	15.63	5,612,915	15.58
Pittsburg, Pa.	393,459,211	87	100	1,115.08	14.36	16.01	25,677,258	72.77
Cincinnati, O.	224,139,960	60	60	656.45	16.06	10.54	37,559,140	110.00
Detroit, Mich.	266,416,750	100	100	838.87	15.33	12.86	8,254,939	25.99
Milwaukee, Wis.	184,321,691	80	20	597.78	17.43	10.42	9,099,541	29.41
New Orleans, La.	158,576,794	75	75	519.70	22.00	11.43	18,853,419	61.79
Washington, D. C.	235,233,101	67	100	789.24	15.00	11.84	14,295,160	47.96
Newark, N. J.	172,375,735	80	100	631.53	16.20	10.23	24,475,200	89.67
Minneapolis, Minn.	129,460,280	60	60	517.59	22.83	11.82	10,153,710	40.60
Jersey City, N. J.	108,309,060	70	70	476.20	19.84	9.45	19,324,355	84.96
Louisville, Ky.	134,208,320	85	85	612.29	18.60	11.39	10,170,985	46.40
Indianapolis, Ind.	144,609,223	70	70	705.20	14.50	10.24	4,768,838	23.29
Providence, R. I.	207,983,620	100	100	1,071.93	15.00	16.08	18,235,334	90.98
St. Paul, Minn.	95,775,362	60	60	503.47	18.86	9.50	9,657,843	50.77
Rochester, N. Y.	120,703,150	65	65	681.06	17.64	12.02	11,688,734	65.95
Kansas City, Mo.	100,778,028	40	40	572.06	23.21	13.28	8,143,704	46.23
Toledo, O.	69,636,910	42	42	462.79	23.59	10.92	7,810,882	51.87
Denver, Col.	108,598,510	80	80	730.25	27.93	20.40	4,367,557	29.37
Allegheny, Pa.	92,896,015	80	100	661.35	19.48	12.88	9,413,778	67.02
Columbus, O.	76,155,240	55	55	548.68	22.80	12.51	11,782,811	84.89
Worcester, Mass.	119,348,102	100	100	945.77	15.94	45.02	11,050,118	87.57
Los Angeles, Cal.	126,126,563	50	33	1,041.79	13.82	14.39	5,596,982	46.23
Memphis, Tenn.	62,441,183	75	100	531.63	18.59	9.88	6,341,112	53.99
Omaha, Neb.	101,191,480	100	100	865.16	14.00	12.11	7,189,619	61.47
New Haven, Conn.	106,346,539	100	100	910.63	13.17	11.99	3,760,032	32.18
Syracuse, N. Y.	86,490,286	75	75	749.65	19.22	14.41	7,987,896	69.23
St. Joseph, Mo.	32,769,680	50	50	230.05	21.01	6.09	2,127,369	18.83
Scranton, Pa.	63,445,485	90	.....	564.79	12.11	6.84	2,484,175	22.11
Paterson, N. J.	56,601,413	65	65	513.36	17.98	9.23	4,491,286	40.73
Fall River, Mass.	80,998,849	100	100	767.16	16.26	12.29	6,217,633	58.89
Portland, Ore.	46,095,894	33	33	454.60	19.02	8.74	7,844,204	77.36

GREAT CITIES OF THE WORLD.

CITY.	Census year.	Population.	CITY	Census year.	Population.
London*	1905	7,010,172	Warsaw	1897	756,426
New York	1905	3,948,191	Tientsin†	1904	750,000
Paris	1901	2,714,068	Rio de Janeiro†	1900	750,000
Chicago	1905	2,049,185	Budapest	1900	732,322
Berlin	1905	2,053,900	Liverpool	1904	730,143
Tokyo	1903	1,818,655	Hankang†	1899	700,000
Vienna	1900	1,674,957	Shanghai†	1904	651,000
Pekin†	1904	1,600,000	Manchester	1905	631,185
St. Petersburg†	1903	1,534,000	St. Louis	1904	624,626
Philadelphia	1904	1,392,889	Fuchang†	1904	624,000
Moscow†	1902	1,173,427	Brusselst	1905	598,569
Constantinople†	1900	1,125,000	Boston	1904	588,482
Calcutta†	1901	1,026,987	Naples	1901	563,731
Osaka	1903	935,945	Amsterdam	1904	551,415
Buenos Aires	1904	979,235	Birmingham	1905	542,959
Canton	1904	900,000	Madrid	1900	539,835
Hamburg	1905	872,028	Baltimore	1904	538,765
Glasgow	1905	809,986	Barcelona	1900	533,000
Hankow†	1904	870,000	Madras	1901	509,397
Bombay	1901	776,346	Suchang†	1899	500,000

\*Greater London. †Estimated. ‡With suburbs.

NOTE—For population of other cities see countries in which they are situated.

DEATH PENALTY IN THE UNITED STATES.

Capital punishment prevails in all of the states and territories of the union except Michigan, Wisconsin, Rhode Island and Maine. It was abolished in Iowa in 1872 and restored in 1878. It was also abolished in Colorado, but was restored in 1901. In New York and Ohio execution is by electricity.

DISTANCES BETWEEN AMERICAN CITIES.

By the shortest usually traveled railroad routes. Compiled from the war department's official table of distances.

FROM	New York.	Chicago.	Philadelphia.	St. Louis.	Boston.	Baltimore.	Cleveland.	Buffalo.	San Francisco	Pittsburg.	Cincinnati.	Milwaukee.
To	Miles	Miles	Miles	Miles	Miles	Miles	Miles	Miles	Miles	Miles	Miles	Miles
Albany...	145	832	236	1,028	202	533	480	297	3,106	567	724	917
Atlanta...	176	733	785	611	1,106	668	730	919	2,805	805	492	818
Baltimore...	188	802	97	934	418	.....	474	338	3,076	554	593	857
Boston...	217	1,044	321	1,230	.....	418	682	499	3,308	674	926	1,119
Buffalo...	442	525	416	731	499	398	183	.....	2,799	270	427	610
Chicago...	912	.....	281	284	1,634	802	357	525	3,274	468	857	85
Cincinnati...	757	298	666	341	926	593	244	427	2,572	513	.....	383
Cleveland...	584	357	493	548	682	474	.....	183	2,631	135	244	442
Columbus, O. ....	637	314	546	428	820	511	183	321	2,588	193	116	339
Denver...	1,934	1,022	1,843	916	2,056	1,850	1,379	1,537	1,371	1,430	1,257	1,107
Detroit...	635	272	669	488	750	649	173	251	2,546	321	263	357
Duluth...	1,391	479	1,900	728	1,513	1,281	703	1,004	2,238	947	777	422
El Paso...	2,310	1,444	2,219	1,245	2,314	2,179	1,703	1,915	1,287	1,866	1,586	1,550
Galveston...	1,732	1,155	1,691	860	2,012	1,594	1,408	1,591	2,157	1,481	1,157	1,229
Grand Rapids, Mich. ....	821	174	815	462	878	796	332	379	2,452	462	308	265
Helena...	2,452	1,540	2,361	1,549	2,574	2,342	1,897	2,065	1,530	2,008	1,858	1,455
Indianapolis...	985	183	734	240	965	704	281	466	2,457	681	111	1,268
Jacksonville, Fla. ....	983	1,097	892	975	1,213	735	1,085	1,193	3,098	1,057	841	1,813
Kansas City...	1,342	2,358	2,217	1,466	1,211	755	.....	967	1,981	898	618	543
Los Angeles...	3,149	2,265	3,058	2,084	3,273	3,018	2,562	2,774	475	2,705	2,425	2,350
Louisville...	871	304	780	274	1,040	703	358	541	2,468	427	114	389
Memphis...	1,157	527	1,065	311	1,387	969	738	921	2,459	807	494	612
Milwaukee...	937	35	1,061	969	1,119	887	442	610	2,359	553	383	.....
Minneapolis...	1,332	420	1,241	586	1,454	1,222	777	945	2,086	888	718	818
Mobile...	1,231	929	1,040	647	1,461	1,043	1,029	1,212	2,623	1,068	785	1,014
Montreal...	386	841	477	1,051	590	574	625	434	3,115	704	826	926
Newark, N. J. ....	9	905	9	1,056	226	379	575	405	3,177	435	748	988
New Haven...	76	980	167	1,141	140	254	623	445	3,254	520	839	1,065
New Orleans...	1,372	912	1,281	699	1,602	1,184	1,073	1,256	2,482	1,142	829	997
New York...	.....	1,122	91	1,065	217	188	584	442	3,185	444	757	697
Ogden...	2,496	1,494	2,315	1,414	1,527	2,296	1,851	2,019	780	1,962	1,792	1,579
Omaha...	2,405	493	1,314	1,527	1,235	1,750	1,018	1,781	961	731	578	578
Philadelphia...	91	821	974	321	1,463	416	.....	3,085	353	606	906	.....
Pittsburg...	444	468	323	621	474	334	135	270	2,742	.....	313	553
Portland, Me. ....	332	1,149	436	1,345	115	533	797	614	3,223	789	1,041	1,234
Portland, Ore. ....	3,204	2,292	3,113	2,212	3,326	3,094	2,649	2,817	772	2,760	2,540	2,373
Providence...	190	1,034	281	1,230	45	378	682	490	3,308	634	926	1,119
Quebec...	556	1,013	621	1,343	402	718	795	612	3,287	876	1,059	1,098
Richmond, Va. ....	343	879	252	918	573	155	553	3,153	417	581	964	.....
Rochester, N. Y. ....	373	603	361	799	430	354	251	68	2,877	338	495	688
St. Joseph, Mo. ....	1,382	470	1,301	327	1,474	1,261	875	1,058	1,867	948	648	555
St. Louis...	1,065	284	974	.....	1,230	934	548	731	2,194	621	341	339
St. Paul...	1,329	410	1,231	576	1,444	1,212	767	935	2,086	878	708	325
San Antonio...	1,943	1,204	1,852	920	2,150	1,755	1,468	1,651	1,911	1,541	1,217	1,289
San Francisco...	3,186	2,274	3,065	2,194	3,308	3,076	2,631	2,799	.....	2,742	2,572	2,359
Scranton...	146	790	164	936	363	290	448	265	3,064	384	697	875
Seattle...	3,151	2,239	3,060	2,332	3,273	2,941	2,506	2,764	957	2,707	2,587	2,154
Spokane...	2,812	1,900	2,721	1,932	2,934	2,702	2,257	2,425	1,205	2,663	2,198	1,815
Springfield, Mass. ....	139	935	230	1,151	99	327	583	400	3,209	583	827	1,020
Syracuse...	293	633	310	879	350	392	331	148	2,957	418	575	768
Tampa, Fla. ....	1,195	1,309	1,104	1,187	1,425	1,007	1,297	1,405	3,130	1,269	1,053	1,394
Toledo...	705	244	1,615	437	795	595	113	296	2,518	261	203	329
Washington...	228	790	137	894	458	40	437	438	3,064	302	553	875
Worcester, Mass. ....	193	990	284	1,186	44	381	638	455	3,234	637	882	1,075

DISTANCES TO PRINCIPAL SEAPORTS.

By the shortest all-water routes from New York and San Francisco.

New York to	Miles.	New York to	Miles.	New York to	Miles.
Antwerp.....	3,960	Havana.....	1,350	Queenstown.....	3,250
Bremen.....	4,260	Havre.....	3,680	Rio Janeiro.....	5,925
Gibraltar...	3,693	Liverpool.....	3,540	Singapore.....	11,762
Glasgow.....	3,240	London.....	3,740	Southampton.....	3,680
Hamburg....	4,280	Manila.....	13,358		

San Francisco to	Miles.	San Francisco to	Miles.	San Francisco to	Miles.
Hongkong.....	7,055	Nagasaki.....	5,942	Tientsin.....	6,925
Honolulu.....	2,418	Panama.....	3,773	Yokohama.....	5,223
Manila.....	7,456	Sitka.....	1,950		

## DEATH RATE IN AMERICAN CITIES.

Per 1,000 of population in the census year 1900.

City.	Rate.	City.	Rate.	City.	Rate.	City.	Rate.
Allegheny.....	18.4	Fall River.....	22.4	New Haven.....	17.2	St. Joseph, Mo.....	9.1
Baltimore.....	21.0	Indianapolis.....	16.7	New Orleans.....	28.9	St. Louis.....	17.9
Boston.....	20.1	Jersey City.....	20.7	New York.....	20.4	St. Paul.....	9.7
Buffalo.....	14.8	Kansas City.....	17.4	Omaha.....	13.5	San Francisco.....	20.5
Chicago.....	16.2	Los Angeles.....	18.1	Paterson.....	19.0	Scranton.....	20.7
Cincinnati.....	19.1	Louisville.....	20.0	Philadelphia.....	21.2	Syracuse.....	13.8
Cleveland.....	17.1	Memphis.....	25.1	Pittsburg.....	20.0	Toledo.....	16.0
Columbus.....	15.8	Milwaukee.....	15.9	Providence.....	19.9	Washington.....	22.8
Denver.....	18.6	Minneapolis.....	10.8	Rochester.....	15.0	Worcester.....	15.5
Detroit.....	17.1	Newark.....	19.8				

## CHIEF CAUSES OF DEATH.

Death rate per 100,000 population from prevalent diseases in the United States in 1900.  
[From twelfth census reports.]

Cause.	Rate.	Cause.	Rate.	Cause.	Rate.
Pneumonia.....	191.9	Typhoid fever.....	33.8	Measles.....	13.2
Consumption.....	190.5	Inflammation of brain and meningitis.....	41.8	Whooping cough.....	12.7
Heart disease.....	134.0	Convulsions.....	33.1	Scarlet fever.....	11.5
Diarrheal diseases.....	85.1	Paralysis.....	32.8	Hydrocephalus.....	11.0
Kidney diseases.....	83.7	Inanition.....	27.3	Appendicitis.....	9.9
Apoplexy.....	66.6	Influenza.....	23.9	Croup.....	9.8
Cancer.....	60.0	Diseases of liver.....	22.7	Diabetes.....	9.4
Old age.....	54.0	Diseases of stomach.....	20.0	Malarial.....	9.8
Bronchitis.....	48.3	Brain diseases.....	18.6	Cerebro-spinal fever.....	7.1
Cholera infantum.....	47.8	Peritonitis.....	17.5	Dropsy.....	6.9
Debility and atrophy.....	45.5			Rheumatism.....	6.8
Diphtheria.....	35.4				

## BIRTH AND DEATH RATES OF VARIOUS COUNTRIES.

Table prepared by the United States census office, showing the annual birth and death rate per 1,000 of population in the countries named for the ten years 1890-1899.

Country.	Births.	Deaths.	Country.	Births.	Deaths.	Country.	Births.	Deaths.
United States.....	35.1	17.4	Sweden.....	27.2	16.4	Netherlands.....	32.7	18.6
England, Wales.....	30.1	18.4	Austria.....	37.2	27.1	Belgium.....	28.9	19.2
Scotland.....	30.7	18.8	Hungary.....	40.5	30.3	France.....	22.2	21.6
Ireland.....	23.0	18.1	German empire.....	36.2	22.5	Italy.....	35.5	24.6
Denmark.....	30.3	17.7	Prussia.....	36.8	22.1	Switzerland.....	27.7	19.0
Norway.....	30.4	16.5						

## MEMBERS OF THE FRENCH ACADEMY.

Name.	Elected.	Name.	Elected.
Ollivier, Emile, b. 1825.....	1870	Mun, Albert, Comte de, b. 1841.....	1897
Mezleres, Alfred, b. 1826.....	1874	Hanotaux, Gabriel, b. 1853.....	1897
Boissler, Gaston, b. 1823.....	1876	Guillaume, Eugene, b. 1822.....	1898
Sardon, Victorien, b. 1831.....	1877	Lavedan, Henri, b. 1859.....	1898
Rousse, Edmond, b. 1816.....	1880	Deschanel, Paul, b. 1856.....	1899
Sully-Prudhomme, Rene, b. 1839.....	1881	Hervieu, Paul, b. 1857.....	1900
Coppee, Francois, b. 1842.....	1884	Fagnat, Emile, b. 1841.....	1900
Halevy, Ludovic, b. 1834.....	1884	Bertholet, Eugene, b. 1827.....	1900
Haussonville, Comte de, b. 1843.....	1888	Rostand, Edmond, b. 1868.....	1901
Claretie, Jules, b. 1840.....	1888	Vogue, Charles de, b. 1829.....	1901
Vogue, Melchior, Vicomte de, b. 1848.....	1888	Bazin, Rene, b. 1853.....	1903
Freyinet, Charles de, b. 1823.....	1890	Masson, Frederick, b. 1847.....	1903
Vland, Julien (Pierre Loti), b. 1850.....	1891	Gebhart, Emile, b. 1839.....	1904
Lavisse, Ernest, b. 1842.....	1892	Barres, Maurice, b. 1862.....	1906
Thureau-Dangon, Paul, b. 1837.....	1893	Ribot, Alexandre, b. 1842.....	1906
Houssaye, Henri, b. 1848.....	1893		
Brunetiere, Marie Ferdinand, b. 1849.....	1893		
Sorel, Albert, b. 1842.....	1894		
Bourget, Paul, b. 1852.....	1894		
Lemaitre, Jules, b. 1853.....	1895		
Thibault J. (Anatole France), b. 1844.....	1896		
Beaugrand, Marquis de, b. 1835.....	1896		
Theuriet, Andre, b. 1823.....	1896		
Vandal, Albert, b. 1853.....	1896		

The Academie Francaise, or French academy, was instituted in 1635. It is a part of the Institute of France, and its particular function is to conserve the French language, foster literature and encourage genius. The members are forty in number and are popularly known as the "forty immortals."

## ROOSEVELT-LONGWORTH WEDDING.

Miss Alice Roosevelt, daughter of President Roosevelt, was married to Representative Nicholas Longworth of Ohio at the white house in Washington, D. C., Saturday, Feb. 17, 1906. The ceremony took place

in the east room in the presence of more than 1,000 guests, the Rt.-Rev. H. W. Satterlee, bishop of the episcopal diocese of the District of Columbia, officiating.

## FAMILIES, DWELLINGS AND OWNERSHIP OF HOMES.

[Census 1900.]

IN THE STATES AND TERRITORIES.

STATE.	Families.*	Dwellings. †	HOMES OF PRIVATE FAMILIES. ‡			
			Total.	Owued.	Hired.	Unknown.
Alabama.....	374,765	362,205	370,980	122,449	231,180	17,351
Alaska.....	13,459	10,565	12,183	7,212	1,644	3,327
Arizona.....	29,875	28,763	27,817	15,317	10,545	1,955
Arkansas.....	265,298	259,004	262,421	119,827	130,411	12,183
California.....	341,781	313,217	321,690	146,994	162,375	15,421
Colorado.....	127,459	120,364	122,349	54,965	61,386	5,998
Connecticut.....	203,424	159,677	200,640	76,855	119,094	4,691
Delaware.....	39,446	38,191	39,007	13,611	23,835	1,531
District of Columbia.....	56,673	49,385	55,465	12,988	40,753	1,714
Florida.....	117,001	113,594	113,629	50,930	55,920	6,779
Georgia.....	455,557	436,153	450,712	129,667	291,447	29,598
Hawaii.....	36,922	32,366	29,763	6,321	21,086	2,356
Idaho.....	37,491	36,487	35,819	24,370	9,218	2,231
Illinois.....	1,036,158	845,836	1,024,189	451,597	547,969	25,223
Indiana.....	571,513	552,495	567,072	312,283	212,588	12,201
Indian Territory.....	76,701	75,539	76,017	24,531	47,746	3,740
Iowa.....	480,873	468,682	476,710	282,760	183,053	10,897
Kansas.....	321,947	314,775	319,422	183,286	126,240	9,896
Kentucky.....	437,054	413,974	434,228	218,142	204,009	12,077
Louisiana.....	284,875	269,235	281,449	83,575	181,577	16,237
Maine.....	163,344	148,507	161,588	102,537	55,028	4,023
Maryland.....	242,531	221,706	239,837	90,702	135,353	13,782
Massachusetts.....	613,659	451,362	604,873	206,127	379,696	19,050
Michigan.....	548,094	521,648	542,358	330,276	198,073	14,004
Minnesota.....	342,658	317,037	337,284	208,189	118,034	11,061
Mississippi.....	318,948	310,963	316,114	102,645	194,637	18,832
Missouri.....	654,333	693,528	646,872	322,244	307,492	17,136
Montana.....	55,889	53,779	52,125	28,563	20,556	3,006
Nebraska.....	220,947	213,972	217,900	120,705	90,711	6,574
Nevada.....	11,190	10,960	10,472	6,511	3,134	827
New Hampshire.....	97,902	86,635	96,534	50,593	42,840	3,101
New Jersey.....	415,222	321,032	408,903	136,055	259,848	13,030
New Mexico.....	46,355	44,903	45,510	29,223	13,118	3,169
New York.....	1,631,523	1,035,180	1,068,170	521,537	1,043,800	42,833
North Carolina.....	370,072	360,491	367,565	165,222	188,162	14,381
North Dakota.....	61,690	63,319	66,330	49,163	11,865	2,334
Ohio.....	944,433	857,636	934,674	481,592	451,301	21,781
Oklahoma.....	86,908	85,909	85,929	59,762	23,157	3,010
Oregon.....	91,214	87,523	87,545	50,174	33,745	3,626
Pennsylvania.....	1,320,025	1,236,238	1,303,174	523,843	742,385	36,946
Rhode Island.....	94,179	67,816	92,735	26,009	64,362	2,364
South Carolina.....	269,864	259,302	267,859	77,054	174,448	16,357
South Dakota.....	83,536	81,863	82,200	56,785	22,610	2,285
Tennessee.....	402,536	385,583	399,017	179,175	206,077	13,765
Texas.....	589,291	575,734	582,055	261,333	239,312	20,810
Utah.....	56,196	53,490	55,208	36,724	17,012	1,472
Vermont.....	81,462	75,021	80,559	47,751	31,014	1,794
Virginia.....	364,517	347,159	360,749	170,574	177,087	13,088
Washington.....	113,086	106,622	107,171	57,204	45,113	4,854
West Virginia.....	136,291	130,715	133,780	98,469	80,759	4,552
Wisconsin.....	426,063	398,017	420,327	274,010	137,009	9,308
Wyoming.....	20,116	19,664	19,632	9,674	7,888	1,576
Total.....	16,239,797	14,474,777	16,006,437	7,218,755	8,246,747	540,935

## IN CITIES OF 100,000 OR MORE INHABITANTS.

Alliegheny, Pa.....	26,558	20,321	26,148	6,490	18,983	675
Baltimore, Md.....	105,584	89,442	104,146	26,989	69,761	7,369
Boston, Mass.....	117,244	66,482	114,705	20,696	89,083	4,926
Buffalo, N.Y.....	73,631	49,914	72,436	23,168	47,298	1,970
Chicago, Ill.....	359,960	193,895	354,036	86,435	258,582	9,919
Cincinnati, O.....	74,536	40,634	73,519	14,891	36,384	2,244
Cleveland, O.....	81,519	63,205	80,014	29,139	48,814	2,051
Columbus, O.....	27,582	24,219	27,013	8,093	17,822	1,098
Denver, Col.....	30,936	27,100	29,979	8,269	21,215	495
Detroit, Mich.....	60,505	52,046	59,836	22,510	35,178	2,118
Fall River, Mass.....	21,027	9,509	20,874	3,659	16,711	504
Indianapolis, Ind.....	39,710	36,160	38,978	12,729	25,004	1,245
Jersey City, N. J.....	44,760	23,627	44,367	8,536	34,000	1,771
Kansas City, Mo.....	36,496	28,027	35,341	8,443	26,466	432
Los Angeles, Cal.....	25,207	22,531	24,180	10,094	12,745	1,386
Louisville, Ky.....	44,912	34,655	44,068	11,363	31,640	1,095
Memphis, Tenn.....	21,065	17,443	20,956	3,665	15,851	1,440

## FAMILIES, DWELLINGS AND OWNERSHIP OF HOMES.—CONTINUED.

CITY.	Families.*	Dwellings.†	HOMES OF PRIVATE FAMILIES.‡			
			Total.	Owned.	Hired.	Unknown.
Milwaukee, Wis.....	59,806	45,809	58,889	20,955	37,466	468
Minneapolis, Minn.....	42,536	31,836	41,704	11,473	28,522	1,709
Newark, N. J.....	54,654	80,397	53,965	11,041	41,370	1,654
New Haven, Conn.....	23,601	15,240	23,275	6,062	16,722	491
New Orleans, La.....	61,775	62,988	60,796	12,886	45,129	2,781
New York, N. Y.....	735,621	249,991	722,670	85,169	617,474	20,027
Omaha, Neb.....	20,723	18,027	20,047	5,341	13,941	705
Paterson, N. J.....	23,472	13,591	23,153	5,230	17,285	638
Philadelphia, Pa.....	265,880	241,589	263,033	55,528	196,124	11,411
Pittsburg, Pa.....	63,959	51,024	62,942	16,582	44,364	1,966
Providence, R. I.....	39,236	25,204	38,516	7,895	29,636	925
Rochester, N. Y.....	34,402	29,581	33,364	12,469	20,481	1,014
St. Joseph, Mo.....	17,150	15,449	16,652	4,630	11,080	932
St. Louis, Mo.....	123,719	82,260	121,123	26,804	90,983	3,336
St. Paul, Minn.....	30,919	24,681	30,321	8,632	20,266	1,368
San Francisco, Cal.....	71,697	53,323	67,592	15,774	49,656	2,162
Scranton, Pa.....	20,636	17,433	20,249	7,436	12,308	654
Syracuse, N. Y.....	25,947	19,081	24,328	9,238	15,439	251
Toledo, O.....	28,923	26,632	28,319	11,962	13,581	506
Washington, D. C.....	56,678	49,385	55,465	12,998	40,753	1,714
Worcester, Mass.....	24,841	13,130	24,544	5,913	17,875	756

\*The word family, as used here, means a group of individuals who occupy jointly a dwelling place, or part of a dwelling place, or an individual living alone in any place of abode. †Means any place in which one or more persons regularly sleep. ‡Groups of related individuals.

## GROSS AREA OF THE UNITED STATES.

Including Alaska, Hawaii, Porto Rico and the Philippine islands, the gross area (land and water surface) of the United States is approximately 3,622,933 square miles. Excluding Alaska and the islands named, the gross area at each census from 1790 to 1900 compares as follows

Census year.	Sq. miles.	Census year.	Sq. miles.	Census year.	Sq. miles.	Census year.	Sq. miles.
1800.....	3,025,600	1870.....	3,025,600	1840.....	2,059,043	1810.....	1,999,775
1890.....	3,025,600	1860.....	3,025,600	1830.....	2,059,043	1800.....	827,844
1880.....	3,025,600	1850.....	2,980,959	1820.....	2,059,043	1790.....	827,844

## AREA BY STATES AND TERRITORIES (1900).

STATE OR TERRITORY.	Gross area.	Water surf'ce.	Land surface.	STATE OR TERRITORY.	Gross area.	Water surf'ce.	Land surface.
Alabama.....	52,250	710	51,540	Nevada.....	110,700	960	109,740
Alaska.....	590,884	.....	.....	New Hampshire.....	9,305	300	9,005
Arizona.....	113,020	100	112,920	New Jersey.....	7,815	290	7,525
Arkansas.....	58,850	805	53,045	New Mexico.....	122,580	120	122,460
California.....	158,360	2,380	155,980	New York.....	49,170	1,550	47,620
Colorado.....	103,925	280	103,645	North Carolina.....	52,250	3,670	48,580
Connecticut.....	4,990	145	4,845	North Dakota.....	70,795	600	70,195
Delaware.....	2,050	90	1,960	Ohio.....	41,060	300	40,760
District of Columbia	70	10	60	Oklahoma.....	39,030	200	38,830
Florida.....	58,680	4,440	54,240	Oregon.....	96,030	1,470	94,560
Georgia.....	59,475	495	58,980	Pennsylvania.....	45,215	230	44,985
Hawaii.....	6,449	.....	.....	Rhode Island.....	1,250	197	1,053
Idaho.....	84,800	510	84,290	South Carolina.....	30,570	400	30,170
Illinois.....	56,650	650	56,000	South Dakota.....	77,650	800	76,850
Indiana.....	36,350	440	35,910	Tennessee.....	42,050	300	41,750
Indian Territory.....	31,400	400	31,000	Texas.....	265,780	3,490	262,290
Iowa.....	56,025	550	55,475	Utah.....	84,970	2,780	82,190
Kansas.....	82,880	380	81,700	Vermont.....	9,565	490	9,135
Kentucky.....	40,400	400	40,000	Virginia.....	42,450	2,325	40,125
Louisiana.....	48,720	3,300	45,420	Washington.....	69,180	2,300	66,880
Maine.....	33,040	3,145	29,895	West Virginia.....	24,780	135	24,645
Maryland.....	12,210	2,350	9,860	Wisconsin.....	56,040	1,590	54,450
Massachusetts.....	8,315	275	8,040	Wyoming.....	97,890	315	97,575
Michigan.....	58,915	1,485	57,430	Delaware bay.....	620	620	.....
Minnesota.....	83,365	4,160	79,205	Raritan bay and lower N. Y. bay.....	100	100	.....
Mississippi.....	46,810	470	46,340	Total.....	3,622,933	*55,562	*2,970,098
Missouri.....	69,415	680	68,735				
Montana.....	146,080	770	145,310				
Nbraska.....	77,510	670	76,840				

\*Exclusive of Alaska and Hawaii.

Area of Porto Rico is approximately 3,600 and of the Philippine islands 114,000 square miles (land and water, 832,368).

NOTE.—The areas as given above were computed under the direction of Henry Gannett, geographer of the United States geological survey, for the census office. In some cases the figures vary from those given by the general land office, but they are believed to be as nearly correct as possible. In the case of states bordering on the great lakes the water surface of the latter has been included in the computation of areas by the land office and excluded by Mr. Gannett. This will account in large measure for the apparent discrepancies.

## COLONIES AND DEPENDENCIES OF EACH NATION.

AUSTRIA-HUNGARY.			Sq. miles. Population.		
Bosnia and Herzegovina..	19,702	1,568,092	Labuan .....	30	8,411
BELGIUM.			Lagos .....	3,420	41,847
Kongo Free State.....	900,000	30,000,000	Lagos Protectorate.....	23,280	1,024,300
CHINA.			Leeward islands.....	700	130,434
Chinese Turkestan, etc..	550,340	1,200,000	Malta .....	117	202,134
Manchuria .....	363,610	16,000,000	Mauritius .....	729	373,782
Mongolia .....	1,367,600	2,600,000	Natal .....	35,371	1,108,754
Tibet .....	463,200	6,500,000	Newfoundland-Labrador..	162,734	224,192
DENMARK.			New Zealand.....	104,751	857,539
Faroe Islands.....	540	15,388	Northern Nigeria.....	258,000	10,000,000
Greenland.....	46,740	11,893	Orange River Colony.....	50,392	387,185
Iceland .....	39,756	78,470	Rhodesia .....	432,000	1,256,340
West Indies.....	138	30,527	St. Helena .....	47	3,458
FRANCE.			Sarawak .....	41,000	500,000
Algeria .....	184,474	4,739,300	Seychelles .....	149	20,418
Annam .....	52,100	6,124,000	Sierra Leone.....	4,000	76,655
Cambodia.....	37,400	1,500,000	Sierra Leone Prot.....	30,000	950,000
Cochin China.....	22,000	2,968,600	Somaliand Protectorate..	68,000	300,000
Comoro Isles.....	620	47,000	Southern Nigeria.....	51,500	3,000,000
Dahomey.....	60,000	1,000,000	Straits Settlements.....	1,526	596,486
Guadeloupe, etc.....	688	182,110	Tonga and Pacific Is....	800	30,000
Guiana .....	30,500	32,910	Transvaal .....	117,732	1,354,200
Guinea, French.....	95,000	2,200,000	Trinidad and Tobago....	1,868	310,000
India, French.....	196	273,700	Uganda .....	89,400	1,650,000
Ivory Coast.....	116,000	2,000,000	Welhaiwel .....	285	124,000
Kongo, French.....	450,000	10,000,000	Windward Islands.....	499	167,067
Laos .....	98,400	605,009	Zanzibar Protectorate....	1,020	200,000
Madagascar and islands.	227,950	2,505,240	GERMANY.		
Martinique .....	380	203,780	Bismarck archipelago....	20,000	188,000
Mayotte .....	140	11,640	Caroline and Pelew Is....	560	50,000
New Caledonia, etc.....	7,650	51,410	German East Africa.....	384,180	6,703,000
Oceanic establishments...	1,520	29,000	German Southw't Africa	322,450	200,000
Reunion .....	966	173,200	Kaiser Wilhelm Land....	70,000	110,000
Sahara, western.....	1,544,000	2,550,000	Kamerun .....	191,130	3,500,000
St. Pierre and Miquelon..	92	6,250	Klauchau Bay.....	200	32,000
Senegal .....	806,000	4,523,000	Marianne Islands.....	250	2,000
Senegambia and Niger...	210,000	3,000,000	Marshall Islands, etc....	150	15,000
Somali coast.....	46,000	200,000	Samoan Islands.....	1,000	33,000
Tonquin .....	46,000	10,000,000	Solomon Islands.....	4,200	45,000
Tunis .....	51,000	1,900,000	Togoland .....	33,700	1,500,000
GREAT BRITAIN.			ITALY.		
Aden and Perim.....	80	41,222	Eritrea, etc.....	88,500	450,000
Ascension .....	35	400	Somali coast.....	100,000	400,000
Australian Com'nwealth..	2,972,906	3,988,663	JAPAN.		
Bahamas .....	4,404	57,146	Formosa .....	13,455	2,899,586
Bahrain Islands.....	273	25,000	Pescadores .....	85	55,222
Barbados .....	166	199,514	Sakhalin .....	14,669	14,000
Basutoland .....	10,293	348,848	NETHERLANDS.		
Bechuanaland .....	275,000	120,000	Bali and Lombok.....	4,065	1,041,696
Bermuda .....	19	20,206	Banca .....	4,446	106,305
British Guiana .....	90,277	278,328	Billiton .....	1,863	43,386
British Honduras.....	7,562	39,668	Borneo .....	212,737	1,087,597
British New Guinea.....	90,540	350,000	Celebes .....	22,080	429,773
British North Borneo....	31,106	160,000	Curacao .....	403	53,046
Canada .....	3,619,819	5,371,315	Dutch Guiana.....	46,060	72,295
Cape Colony.....	276,995	2,122,982	Java and Mandura.....	50,554	28,746,688
Central Africa Prot.....	40,980	924,106	Molucca Islands.....	43,564	410,190
Ceylon .....	25,481	3,812,931	New Guinea.....	151,789	200,000
Cyprus .....	3,584	237,022	Riau-Lingga archipelago.	16,301	86,186
East Africa Prot.....	189,838	3,000,000	Sumatra .....	161,612	3,052,699
Falkland Islands.....	7,500	2,009	Timor archipelago.....	17,698	119,239
Federated Malay states..	26,350	838,151	PORTUGAL.		
Fiji .....	7,740	121,773	Angola .....	484,800	4,119,000
Gambia .....	69	13,461	Azores .....	922	255,594
Gambia Protectorate....	3,057	155,000	Cape Verde Islands.....	1,480	147,424
Gibraltar .....	2	19,102	Damao, Diu.....	169	56,285
Gold Coast.....	71,300	1,379,000	East Africa.....	293,400	2,120,000
Gold Coast Prot.....	49,960	794,000	Goa .....	1,469	475,513
Hongkong .....	35	350,000	Guinea .....	13,940	820,000
Hongkong leased ter....	376	102,254	Macao, etc.....	4	63,991
India .....	1,766,797	294,361,056	Princess and St. Thomas	360	42,103
Jamaica and Turk's Is....	4,373	800,685	Timor .....	7,330	300,000



RUSSIA.		Sq. miles. Population.		Sq. miles. Population.	
Bokhara .....	80,000	1,250,000	Crete .....	3,365	303,543
Khiva .....	22,320	800,000	Cyprus .....	3,710	237,000
SPAIN.			Samos .....	180	53,424
Canaries .....	2,807	358,564	Egypt .....	400,000	9,734,405
Ceuta .....	13	13,000	UNITED STATES.		
Fernando Po, etc.....	780	21,946	Alaska .....	599,446	63,592
Rio de Oro and Odrar....	70,000	130,000	Guam .....	150	9,000
Rio Muni, etc.....	9,800	140,000	Hawaii .....	6,449	154,001
TURKEY.			Porto Rico .....	3,606	953,243
Bulgaria .....	38,080	3,744,300	Philippines .....	119,542	7,635,426
			Samoa Islands.....	79	5,800

## COLONIES AND MOTHER COUNTRIES COMPARED.

COUNTRIES.	No. of colonies.	AREA IN SQUARE MILES.			POPULATION.†		
		Mother country.	Colonies.	Total.	Mother country.	Colonies.†	Total.
Austria-Hungary...	1	240,952	19,702	260,654	45,405,267	1,568,092	46,973,359
Belgium.....	1	11,373	900,000	911,373	6,985,219	30,000,000	36,985,219
China.....	4	1,532,420	2,744,750	4,277,170	407,353,030	26,300,000	433,553,030
Denmark.....	4	15,390	87,174	102,564	2,449,540	136,120	2,585,660
France.....	26	207,054	4,089,076	4,296,130	34,961,945	56,826,410	95,788,355
Germany.....	12	208,830	1,027,820	1,236,650	56,367,178	12,378,000	68,745,178
Great Britain.....	53	121,390	11,164,954	11,286,344	43,217,687	134,269,409	177,487,096
Italy.....	2	110,550	188,500	299,050	32,475,253	2,968,808	35,444,061
Japan.....	3	147,655	28,209	175,864	46,732,841	2,953,034	49,685,875
Netherlands.....	13	12,648	736,400	749,048	5,430,981	36,000,000	41,430,981
Portugal.....	10	35,490	794,902	830,392	4,793,438	8,504,818	13,298,256
Russia.....	2	8,660,335	102,320	8,762,715	129,004,514	2,050,000	131,054,514
Spain.....	5	194,783	83,400	278,183	18,618,086	563,510	19,181,596
Turkey.....	5	1,115,046	445,335	1,560,381	24,028,900	14,072,672	38,101,572
United States.....	6	3,025,600	729,272	3,754,872	79,900,000*	8,821,062	88,721,062

\*In 1903. †Includes protectorates and dependencies of all kinds. ‡According to latest available census figures and estimates.

## COPYRIGHT REGULATIONS.

The articles specified by law as proper subjects of copyright are: Books, maps, charts, dramatic compositions, musical compositions, engravings, cuts, prints, photographs, photographic negatives, chromos, lithographs, periodicals, paintings, drawings, statuary and models or designs intended to be perfected as works of fine art.

Any one desiring to secure a copyright should send to the librarian of congress for a blank application. This must be filled up according to the printed directions, which will be found plainly and specifically given on the blank itself. A printed or typewritten copy of the title of the article to be

copyrighted must accompany the application; in the case of paintings, drawings, statuary or designs, descriptions must be inclosed. On or before the day of publication two complete copies of the book or other article must be sent to the library of congress to perfect the copyright.

The fee for the entry of title of production of a citizen of the United States is 50 cents; for a foreigner, \$1; certificate, 50 cents additional in either case. Remittances must be made by money order, express order or bank draft; postage stamps and checks will not be accepted. The copyright is for twenty-eight years, but it may be renewed for fourteen more.

## COLLEGE COLORS.

Amherst—Purple and white.  
 Beloit—Old gold.  
 Bowdoin—White.  
 Brown—Brown and white.  
 Columbia—Light blue and white.  
 Cornell—Carnelian and white.  
 Dartmouth—Green.  
 Harvard—Crimson.  
 Indiana—Crimson and cream.  
 Iowa—Scarlet and black.  
 Iowa State—Cardinal and gold.  
 Johns Hopkins—Black and old gold.  
 Lake Forest—Red and black.  
 Leland Stanford—Cardinal.

Northwestern—Royal purple.  
 Oberlin—Crimson and gold.  
 Princeton—Orange and black.  
 Purdue—Old gold and black.  
 University of Chicago.—Maroon.  
 University of Illinois—Orange and navy blue.  
 University of Michigan—Maize and blue.  
 University of Minn.—Old gold and maroon.  
 University of Notre Dame—Gold and blue.  
 University of Pennsylvania—Red and blue.  
 University of Rochester—Dandelion yellow.  
 University of Wisconsin—Cardinal.  
 Vassar—Rose and gray.  
 Williams—Royal purple.  
 Yale—Blue.

## OCCUPATIONS IN THE UNITED STATES.

[Census of 1900.]

Actors .....	8,392	Hat and cap makers.....	22,733
Actresses .....	6,418	Hostlers .....	65,381
Agents .....	241,333	Hotelkeepers .....	54,931
Agents (station).....	45,992	Housekeepers and stewards.....	155,524
Agricultural laborers.....	4,459,346	Iron and steel workers .....	203,295
Architects .....	10,604	Janitors .....	51,226
Artists and art teachers.....	24,902	Journalists .....	30,093
Authors .....	6,058	Knitting-mill operatives.....	47,120
Baggagemen .....	19,085	Laborers (general).....	2,588,283
Bakers .....	79,407	Laborers (railroad).....	249,576
Bankers and brokers.....	73,384	Laundry employes.....	387,013
Barbers .....	131,383	Lawyers .....	114,703
Bartenders .....	88,937	Lead and zinc workers.....	5,335
Blacksmiths .....	227,076	Leather curriers and tanners.....	42,684
Boarding-house keepers.....	71,371	Librarians .....	4,184
Boilermakers .....	33,087	Liquor merchants.....	13,119
Bookbinders .....	30,286	Lithographers .....	7,956
Bookkeepers .....	255,526	Liverymen .....	33,680
Boot and shoe dealers.....	15,239	Locksmiths, gunmakers, etc.....	7,432
Boot and shoe makers.....	209,056	Longshoremen .....	20,934
Bottlers .....	10,546	Lumber dealers.....	16,774
Boxmakers (paper).....	21,098	Lumbermen .....	72,190
Brakemen .....	67,492	Machinists .....	283,432
Brass workers.....	26,760	Marble and stone cutters.....	54,525
Brewers and maltsters.....	20,984	Masons, stone and brick.....	161,048
Brick and tile makers.....	49,934	Merchants (wholesale).....	42,310
Broom and brush makers.....	10,222	Messengers .....	44,460
Builders and contractors.....	56,935	Millers .....	40,576
Butchers .....	114,212	Milliners .....	87,881
Butter and cheese makers.....	19,261	Miners (coal).....	344,292
Cabinetmakers .....	35,641	Miners (gold and silver).....	59,095
Carpenters and joiners.....	602,741	Model and pattern makers.....	15,083
Carpet factory employes.....	19,388	Molders .....	87,504
Carriage and hack drivers.....	36,794	Musicians and music teachers.....	32,264
Charcoal and coke burners.....	14,476	Nurses (total).....	121,269
Chemical workers.....	14,814	Nurses (trained).....	11,892
Chemists .....	8,887	Office boys.....	16,727
Cigar dealers .....	15,367	Officials (bank).....	74,246
Clergymen .....	111,942	Officials (government).....	90,290
Clerks and copyists.....	632,093	Oil well and works employes.....	24,626
Clock and watch makers.....	24,183	Packers and shippers.....	59,769
Clothing dealers.....	18,097	Painters and glaziers.....	277,990
Coal and wood dealers.....	20,866	Paperhangers .....	22,004
Commercial travelers.....	92,936	Paper-mill operatives.....	36,329
Compositors .....	36,849	Peddlers .....	76,872
Conductors (steam road).....	42,935	Photographers .....	27,029
Confectioners .....	31,242	Physicians and surgeons.....	132,225
Coopers .....	37,226	Plasterers .....	35,706
Copper workers.....	8,183	Plumbers and fitters.....	97,854
Cotton mill operatives.....	246,004	Policemen .....	116,615
Dairymen .....	10,931	Porters .....	54,274
Dentists .....	29,633	Potters .....	16,140
Designers and draftsmen.....	18,956	Printers and pressmen.....	103,855
Distillers and rectifiers.....	3,145	Produce dealers.....	34,194
Dressmakers .....	347,076	Professors in colleges.....	7,275
Dry-goods dealers.....	45,840	Publishers .....	10,970
Druggists .....	57,346	Quarrymen .....	34,598
Dyers .....	17,904	Restaurant keepers.....	34,023
Electricians .....	50,782	Roofers and slaters.....	9,068
Electro-platers .....	6,387	Salesmen and saleswomen.....	611,787
Elevator tenders.....	12,691	Sailors .....	83,875
Engineers (civil).....	43,535	Safoonkeepers .....	161,687
Engineers and firemen (not railway).....	224,546	Saw and planing mill employes.....	151,379
Engineers and firemen (railway).....	107,150	Seamstresses .....	1,458,010
Engravers .....	11,156	Servants .....	5,394
Farmers .....	5,681,287	Sextons .....	39,432
Firemen (fire departments).....	14,576	Shirt, collar and cuff makers.....	16,625
Fishermen .....	73,810	Showmen (professional).....	54,460
Foremen and overseers.....	55,503	Silk-mill operatives.....	126,744
Furniture factory employes.....	23,073	Solders and sailors (U. S.).....	98,827
Gardeners .....	62,418	Stenographers .....	3,172
Glassworkers .....	49,999	Stereotypers and electrotypers.....	85,469
Glovemakers .....	12,276	Stock raisers.....	33,031
Gold and silver workers.....	26,146	Storekeepers (general).....	156,557
Harnessmakers .....	40,193	Storekeepers (grocery).....	

PORK-PACKING STATISTICS.

63

Stovemakers .....	12,473	Tool and cutlery makers.....	28,122
Street-railway employes.....	68,936	Trunkmakers .....	3,657
Switchmen, yardmen, etc.....	50,241	Typewriters .....	13,637
Tailors .....	230,277	Undertakers .....	16,206
Teachers .....	439,522	Upholsterers .....	30,839
Teamsters .....	504,321	Veterinary surgeons.....	8,190
Telegraph operators.....	55,885	Waiters .....	107,430
Telephone operators.....	19,195	Wheelwrights .....	13,539
Theatrical managers.....	3,488	Wireworkers .....	18,487
Tinplate and tinware workers.....	70,613	Woolen-mill operatives.....	73,196
Tobacco factory employes.....	131,464		

WAGES AND COST OF LIVING.

[From report of bureau of labor, Washington, D. C.]

Relative rates of wages and cost of living as compared with the average for the ten-year period from 1890 to 1899, the average being represented by 100.

YEAR.	Employ- es.	Hours per week.	Wages per hour.	Weekly earnings per employe.	Weekly earnings of all employes.	Retail prices of food.	PURCHAS'G POWER MEASURED BY RE- TAIL PRICES OF FOOD, OF—	
							Hourly wages.	Weekly earnings per employe.
1890.....	94.9	100.7	100.3	101.0	95.8	102.4	97.9	98.6
1891.....	97.4	100.5	100.2	100.7	98.1	103.8	96.5	97.0
1892.....	99.1	100.5	100.8	101.3	100.4	101.9	98.9	99.4
1893.....	99.2	100.3	100.9	101.2	100.4	104.4	96.6	96.9
1894.....	94.1	99.8	97.9	97.7	91.9	99.7	98.2	98.0
1895.....	96.3	100.1	98.3	98.4	94.8	97.8	100.5	100.6
1896.....	98.3	99.8	99.7	99.5	97.8	95.5	104.4	104.2
1897.....	100.9	99.6	99.6	99.2	100.1	96.3	103.4	103.0
1898.....	106.3	99.7	100.3	100.0	106.3	98.7	101.6	101.3
1899.....	110.8	99.2	102.0	101.2	112.1	99.5	102.5	101.7
1900.....	115.5	98.7	105.5	104.1	120.2	101.1	104.4	103.0
1901.....	119.1	98.1	108.0	105.9	126.1	105.2	102.7	100.7
1902.....	123.6	97.3	112.3	109.3	135.1	110.9	101.3	98.6
1903.....	126.4	96.6	116.3	112.3	141.9	110.3	105.4	101.8
1904.....	125.7	95.9	117.0	112.1	141.0	111.7	104.7	100.4
1905.....	133.6	95.9	118.9	114.0	152.3	112.4	105.8	101.4

Per cent of increase (+) or decrease (-) in 1905, as compared with previous years.

Average 1890-99	+33.6	-4.1	+18.9	-14.0	+52.3	-12.4	+5.8	+1.4
1890.....	+40.9	-4.8	+18.5	-12.9	+59.1	+9.8	+8.1	+2.8
1891.....	+37.3	-4.6	+18.5	-13.1	+55.2	+8.3	+9.5	+4.4
1892.....	+34.7	-4.6	+18.0	-12.5	+51.5	+10.3	+7.0	+2.0
1893.....	+34.4	-4.4	+17.8	-12.6	+51.4	+7.7	+9.5	+4.6
1894.....	+42.0	-3.9	+21.5	-16.7	+65.7	+12.7	+7.7	+3.5
1895.....	+38.6	-4.2	+21.0	-15.9	+60.5	+14.9	+5.3	+1.8
1896.....	+35.5	-3.9	+19.3	-14.6	+55.2	+17.7	+1.3	-2.7
1897.....	+32.4	-3.7	+19.4	-14.9	+52.1	+16.7	+2.3	-1.6
1898.....	+25.6	-3.3	+18.7	-14.1	+43.3	+13.9	+4.2	+ .2
1899.....	+19.2	-3.3	+16.6	-12.6	+34.3	+13.0	+3.2	+ .2
1900.....	+15.6	-2.8	+12.7	-9.5	+25.6*	+11.2	+1.3	-1.6
1901.....	+12.2	-2.2	+10.1	-7.6	+20.8	+6.8	+3.0	+ .7
1902.....	+8.1	-1.4	+6.0	-4.4	+12.8	+4.4	+4.5	+2.9
1903.....	+5.6	* .7	+2.2	-1.5	+7.2	+1.9	+4.4	+ .4
1904.....	+6.3	*	+1.6	-1.6	+8.0	+ .6	+1.0	+1.0

\*No change.

PORK-PACKING STATISTICS.

Season from Nov. 1 to March 1.

CITY.	1904-05	1903-04	1902-03	1901-02	1900-01	1899-00	1898-99	1897-98
	No. hogs	No. hogs	No. hogs	No. hogs	No. hogs	No. hogs	No. hogs	No. hogs
Chicago.....	2,812,588	2,925,960	2,952,198	3,433,905	2,970,095	2,869,580	3,249,385	2,672,730
Cincinnati.....	288,249	247,947	220,617	232,882	244,932	270,460	237,232	276,420
Indianapolis.....	516,230	479,880	359,454	476,568	444,250	410,709	442,455	428,462
Kansas City.....	1,231,408	861,674	743,854	1,271,686	1,178,320	959,934	1,219,797	1,305,131
Louisville.....	184,444	126,251	143,815	150,000	143,982	132,279	195,765	177,268
*Milwaukee.....	384,425	423,024	295,407	322,169	396,298	339,016	446,031	508,074
Omaha.....	738,151	746,596	777,941	938,787	786,156	729,073	790,943	550,175
St. Louis.....	761,982	627,500	503,823	642,030	667,000	613,653	729,086	526,440

\*Includes Cudahy.

## BENEVOLENT INSTITUTIONS IN THE UNITED STATES (1904).

[From a report of the bureau of the census, department of commerce and labor, Washington, D. C., issued in 1906.]

STATE OR TERRITORY.	INSTITUTIONS.				In-mates Dec. 31, 1904.*	Annual subsidies from pub- lic funds, 1903.	Income from pay- inmates, 1903.	Cost of main- tenance, 1903.
	Total.	Public.	Private.	Ecclesi- astical.				
Alabama.....	25	6	7	12	1,169	\$15,400	\$33,853	\$181,655
Arizona.....	11	2	6	3	169	11,171	32,380	91,536
Arkansas.....	27	6	13	8	1,086	3,348	31,330	183,289
California.....	153	20	84	49	14,196	309,675	1,002,284	2,807,474
Colorado.....	59	8	34	17	2,843	13,812	310,980	787,306
Connecticut.....	86	10	53	23	4,291	166,797	305,606	1,042,825
Delaware.....	16	.....	11	5	590	500	14,185	80,577
District of Columbia.....	57	6	32	19	3,952	214,512	130,706	847,792
Florida.....	33	10	17	6	445	3,274	21,370	96,458
Georgia.....	59	10	34	15	2,231	45,277	61,465	331,362
Idaho.....	7	1	2	4	292	.....	21,979	51,218
Illinois.....	257	20	117	120	20,090	83,378	1,571,813	3,755,311
Indian Territory.....	7	1	3	3	285	8,250	13,890	47,600
Indiana.....	117	36	47	34	8,199	81,054	190,247	1,075,015
Iowa.....	83	11	38	34	4,061	15,596	284,573	764,145
Kansas.....	50	5	29	16	6,417	14,450	104,922	746,079
Kentucky.....	82	9	43	30	4,461	39,180	107,332	608,952
Louisiana.....	56	8	23	25	4,309	35,380	76,916	538,248
Maine.....	43	4	32	7	4,015	45,650	149,159	700,524
Maryland.....	117	5	76	36	5,571	261,662	359,203	1,171,174
Massachusetts.....	305	18	229	58	13,958	149,979	1,258,668	4,158,575
Michigan.....	117	10	71	36	5,884	18,366	531,494	1,165,243
Minnesota.....	86	12	29	45	4,013	7,472	502,996	1,012,963
Mississippi.....	17	4	7	6	603	4,080	8,153	96,492
Missouri.....	140	15	66	59	9,110	21,043	522,282	1,538,354
Montana.....	23	4	6	13	1,005	7,287	151,846	382,421
Nebraska.....	36	7	15	14	1,993	1,774	164,811	394,225
Nevada.....	1	1	.....	.....	56	.....	709	16,200
New Hampshire.....	50	2	34	14	1,653	16,694	112,925	249,415
New Jersey.....	162	12	103	47	8,043	113,064	372,097	1,558,042
New Mexico.....	13	2	6	5	791	15,157	71,367	276,598
New York.....	659	41	402	216	60,704	3,071,452	2,731,879	13,581,292
North Carolina.....	48	6	25	17	2,285	38,633	40,159	281,444
North Dakota.....	14	3	6	5	308	950	49,038	88,924
Ohio.....	267	62	133	72	25,160	54,161	711,707	3,729,675
Oklahoma.....	6	1	2	3	150	.....	3,919	26,974
Oregon.....	22	3	6	13	1,086	6,091	92,886	145,553
Pennsylvania.....	409	27	274	108	30,088	1,077,883	1,313,014	6,474,888
Rhode Island.....	41	4	28	9	1,873	44,682	74,647	435,014
South Carolina.....	27	4	11	12	1,206	7,900	21,428	152,169
South Dakota.....	13	4	3	6	508	500	43,567	125,755
Tennessee.....	49	13	25	11	3,234	7,168	83,825	388
Texas.....	76	14	36	26	4,285	9,644	217,058	714
Utah.....	12	3	6	3	518	300	97,128	121,111
Vermont.....	23	1	18	4	679	8,319	46,367	143,716
Virginia.....	77	5	49	23	6,192	11,725	126,080	764,772
Washington.....	47	7	18	22	2,133	14,473	237,507	407,581
West Virginia.....	33	6	20	7	922	7,500	71,149	214,241
Wisconsin.....	83	12	28	43	7,203	4,363	344,240	1,035,495
Wyoming.....	6	4	2	.....	114	340	21,419	84,549
Total.....	4,207	485	2,539	1,363	284,312	6,089,226	14,848,508	55,577,633

\*Exclusive of dispensaries and nurseries.

The cost of maintenance by classes of all institutions included in the above table was in 1903: Orphanages, \$10,050,587; hospitals, \$28,200,869; permanent homes, \$9,916,180; temporary homes, \$3,039,685; institutions for deaf and blind, \$3,523,683; nurseries, \$327,659; dispensaries, \$519,620; total, \$55,577,633.

## FOURTH OF JULY CASUALTIES.

[From the Journal of the American Medical Association.]

	1903.	1904.	1905.	1906.		1903.	1904.	1905.	1906.
Deaths—Tetanus.....	406	91	87	75	Loss of legs, arms and hands.....	54	61	80	56
Other causes.....	60	92	95	83	Loss of fingers.....	174	208	221	227
Total.....	466	183	182	158	Other injuries.....	3,670	3,637	4,562	4,931
Injured—Slight lost....	10	19	25	22	Total Injured.....	3,983	3,986	4,994	5,308
One eye lost.....	75	61	106	72	Total casualties..	4,449	4,169	5,176	5,466

BENEVOLENT INSTITUTIONS BY CLASSES.

STATE OR TERRITORY.	Orphan-ages.	Hospitals.	Perman't homes.	Tempor'ry homes.	For deaf and blind.	Nurseries.	Dispensar-ies.	STATE OR TERRITORY.	Orphan-ages.	Hospitals.	Perman't homes.	Tempor'ry homes.	For deaf and blind.	Nurseries.	Dispensar-ies.
Alabama.....	8	9	4	1	3	..	..	Nebraska.....	7	17	5	4	2	1	..
Arizona.....	5	10	..	..	..	..	..	Nevada.....	1	..	..	..	..	..	..
Arkansas.....	..	13	5	2	2	..	..	New Hampshire..	15	19	13	3	..	..	..
California.....	47	50	27	15	3	1	10	New Jersey.....	46	48	32	17	2	13	4
Colorado.....	10	32	3	8	1	3	..	New Mexico.....	15	11	5	..	..	..	..
Connecticut.....	21	21	23	9	4	5	3	New York.....	147	194	118	82	16	62	40
Delaware.....	6	5	3	..	..	..	..	North Carolina..	15	21	4	2	..	1	1
Dist. of Columbia	12	13	12	13	2	3	3	North Dakota....	106	74	41	27	1	8	7
Florida.....	7	17	6	1	1	..	..	Oklahoma.....	3	5	6	4	1	2	1
Georgia.....	22	17	10	6	2	2	..	Oregon.....	5	6	4	4	5	8	15
Idaho.....	..	6	1	..	..	..	..	Pennsylvania.....	94	145	84	55	1	18	13
Illinois.....	63	105	42	1	22	5	6	Rhode Island....	13	2	2	5	1	3	2
Indian Territory	..	..	1	..	..	..	..	South Carolina..	2	2	2	1	..	..	..
Indiana.....	50	31	19	8	..	..	..	South Dakota....	18	13	8	6	1	2	2
Iowa.....	12	41	14	10	..	..	..	Tennessee.....	18	13	12	12	3	1	1
Kansas.....	14	23	7	4	2	..	..	Texas.....	17	31	12	12	3	..	..
Kentucky.....	26	29	14	11	4	..	..	Utah.....	7	7	1	1	..	..	..
Louisiana.....	25	10	13	4	3	1	..	Vermont.....	5	9	6	1	..	..	..
Maine.....	10	12	14	4	6	..	10	Virginia.....	27	19	21	6	1	1	2
Maryland.....	38	32	19	17	4	3	..	Washington.....	9	28	4	5	1	..	..
Massachusetts	52	93	73	47	7	20	13	West Virginia...	15	20	2	2	1	..	..
Michigan.....	23	59	20	6	3	6	6	Wisconsin.....	17	43	18	9	3	..	..
Minnesota.....	16	44	10	1	2	3	3	Wyoming.....	6	6	1	..	..	..	..
Mississippi.....	6	6	..	..	..	..	..	Total.....	1075	1498	753	449	115	166	156
Missouri.....	31	55	22	14	5	8	..								
Montana.....	2	16	2	2	1	..	..								

COFFEE AND TEA CONSUMED IN THE UNITED STATES.

YEAR ENDED JUNE 30.	COFFEE.				TEA.			
	Imports.		Price*	Per capita†	Imports.		Price*	Per capita†
	Pounds.	Value.	Cents.	Lbs.	Pounds.	Value.	Cents.	Lbs.
1830.....	51,488,248	\$4,227,021	8.3	2.98	..	\$2,425,018	23.3	53
1840.....	94,946,065	8,546,222	8.8	5.06	20,006,595	5,427,010	24.1	99
1850.....	145,272,687	11,234,835	7.6	5.60	29,872,654	4,719,232	14.1	1.22
1860.....	202,144,733	21,833,737	10.8	5.79	31,686,657	8,915,327	26.3	.84
1870.....	235,256,574	24,234,879	10.3	6.00	47,408,481	13,863,273	29.4	1.10
1880.....	446,850,727	60,360,769	13.5	8.78	72,162,936	19,782,931	27.4	1.39
1890.....	499,159,120	73,267,432	16.0	7.83	83,886,829	12,317,498	15.0	1.33
1900.....	787,991,911	52,467,943	7.5	9.81	84,845,107	10,558,110	12.4	1.09
1901.....	854,871,910	62,861,339	7.3	10.60	89,806,453	11,017,876	12.3	1.14
1902.....	1,091,004,252	70,982,155	6.4	13.37	75,579,125	9,390,128	12.4	1.94
1903.....	915,086,380	59,200,749	6.5	10.79	108,574,905	15,659,229	14.5	1.30
1904.....	995,043,284	69,551,739	7.0	11.75	112,905,541	18,220,310	16.1	1.34
1905.....	1,047,792,984	84,654,062	8.1	12.11	102,706,539	16,230,858	15.8	1.23

\*Average import price per pound. †Consumption per capita based on net imports.

WINES AND LIQUORS CONSUMED IN THE UNITED STATES.

YEAR.	WINES.		MALT LIQUORS.		DISTILLED SPIRITS		Total wines and liquors.	Per capita of all wines and liquors.
	Consumption.	Per capita.	Consumption.	Per capita.	Consumption.	Per capita.		
	Gallons.	Gals.	Gallons.	Gals.	Pf. gallons.	Pf. gals.		
1840.....	4,873,096	29	23,310,843	1.36	43,060,884	2.52	71,244,823	4.17
1850.....	6,315,871	27	36,513,009	1.58	51,833,473	2.23	94,712,353	4.08
1860.....	11,059,141	35	101,346,669	3.22	89,968,651	2.86	202,374,461	6.44
1870.....	12,225,067	32	204,756,156	5.31	79,895,708	2.07	296,876,931	7.70
1880.....	28,329,541	56	412,220,165	8.26	63,526,634	1.27	506,076,400	10.09
1890.....	28,956,981	46	855,732,335	13.67	87,829,562	1.40	972,578,578	15.33
1900.....	30,427,491	40	1,221,500,160	16.01	97,248,382	1.27	1,349,176,033	17.68
1901.....	28,791,149	37	1,258,249,391	16.20	103,086,839	1.33	1,390,127,379	17.98
1902.....	49,754,403	63	1,381,875,437	17.49	107,452,151	1.36	1,539,081,991	19.48
1903.....	38,719,355	43	1,449,879,352	18.04	117,252,148	1.46	1,605,851,455	19.98
1904.....	43,316,636	43	1,494,191,325	18.28	121,101,997	1.48	1,658,609,958	20.29
1905.....	35,371,717	33	1,538,150,770	18.50	120,870,278	1.45	1,691,302,765	20.38

### PROGRESS OF THE UNITED STATES SINCE 1800.

[From table prepared by O. P. Austin of bureau of statistics, department of commerce and labor, Washington, D. C.]

	1800.	1850.	1880.	1900.	1904.	1905.
Area*.....sq. miles.	827,844	2,980,959	3,025,600	3,025,600	3,025,600	3,025,600
Population.....	5,306,483	23,191,876	50,155,783	76,303,387	81,752,000	83,143,000
Wealth.....dols.	7,135,780,000	42,642,000,000	94,300,000,000	1,075,151,258	2,521,151,527	2,587,882,653
Debt.....dols.	82,976,294	63,452,774	1,919,326,748	1,107,711,258	967,231,774	989,896,772
Money in circ.....dols.	16,000,000	79,336,916	973,382,228	2,055,150,998	2,389,719,954	2,918,775,329
Deposits, bank.....dols.			2,134,234,861	7,283,986,450	10,000,546,909	11,350,739,316
Deposits, savings.....dols.		43,431,130	819,106,973	2,389,719,954	2,918,775,329	3,093,077,357
Farms, value.....dols.	3,967,343,580	12,180,501,538	20,514,001,888			
Manufactures, val.....dols.	1,019,106,616	5,369,579,191	13,033,279,566			
Receipts—Net ord.....dols.	10,848,749	43,592,889	333,526,501	567,240,852	540,631,749	544,274,685
Customs.....dols.	9,080,993	39,668,686	186,522,065	233,164,871	261,274,545	261,798,857
Internal revenue.....dols.	809,370		124,009,374	235,327,927	232,904,119	234,085,741
Expendit's, net ord.....dols.	7,411,370	37,165,990	169,090,062	447,553,458	557,755,832	642,687,969
War.....dols.	2,560,879	9,687,025	88,116,916	134,774,768	115,035,411	122,175,074
Navy.....dols.	3,448,716	7,904,725	18,586,985	155,953,078	102,956,102	117,550,308
Pensions.....dols.	64,131	1,866,886	56,777,174	140,877,316	142,559,266	144,778,965
Imports, mdse.....dols.	91,252,768	173,509,526	667,954,746	849,941,184	991,087,371	1,117,513,071
Exports, mdse.....dols.	70,971,780	144,375,726	835,638,658	1,394,483,082	1,460,827,271	1,518,561,636
Production of gold.....dols.		50,000,000	36,000,000	79,171,000	84,551,300	86,337,700
Silver.....dols.		50,000,000	39,200,000	74,533,495	69,305,000	76,203,100
Coal.....tons		3,858,899	63,822,830	240,789,309	314,562,881	
Petroleum.....gallons			1,104,017,166	2,661,233,568	4,916,663,682	
Pig iron.....tons		563,755	3,835,191	15,789,242	16,497,033	22,992,380
Steel.....tons			1,247,355	10,188,329	13,859,887	
Copper.....tons			27,000	370,588		
Minerals, value.....dols.			369,319,000	1,063,678,053	1,289,047,146	
Wool.....lbs.		52,516,959	232,500,060	288,636,621	291,783,032	295,488,438
Wheat.....bushels		100,485,944	498,549,868	522,229,595	552,399,517	692,979,489
Corn.....bushels		592,071,104	1,717,434,543	2,105,102,516	2,467,480,934	2,707,993,540
Cotton.....bales	155,566	2,333,718	5,761,252	9,436,416	10,011,374	13,565,885
Cane sugar.....tons		110,526	92,502	149,191	217,606	350,000
Railroads.....miles		9,051	93,267	194,262	212,349	
Postoffices.....No.	903	18,417	42,989	76,688	71,131	68,131
Postoffice receipts.....dol.	280,804	5,499,985	33,315,479	102,354,579	143,582,624	152,826,586
Newspapers.....No.		2,526	9,723	20,806	22,168	23,146
Telegraph lines.....miles			291,213	1,159,618	1,457,695	1,490,744
Messages.....No.			31,703	79,636,227	90,429,501	91,403,282
Telephone lines.....miles			34,305	1,016,777	2,983,189	3,949,810
Telephones.....No.			54,319	1,580,101	3,779,517	4,480,564
Patents issued.....No.			18,947	26,499	30,934	30,399
Immigrants.....No.		369,880	457,257	448,572	812,870	1,026,499

\*Exclusive of Alaska and insular possessions. †No official figures for other than census years. ‡All kinds.

### THE MONROE DOCTRINE.

The famous "Monroe doctrine" was enunciated by President Monroe in his message to congress Dec. 2, 1823. Referring to steps taken to arrange the respective rights of Russia, Great Britain and the United States on the northwest coast of this continent, the president went on to say:

"In the discussions to which this interest has given rise, and in the arrangements by which they may terminate, the occasion has been deemed proper for asserting, as a principle in which the rights and interests of the United States are involved, that the American continents, by the free and independent condition which they have assumed and maintain, are henceforth not to be considered as subjects for future colonization by any European power. \* \* \* We owe it, therefore, to candor and to the

amicable relations existing between the United States and those powers to declare that we should consider any attempt on their part to extend their system to any portion of this hemisphere as dangerous to our peace and safety. With the existing colonies or dependencies of any European power we have not interfered and shall not interfere. But with the governments who have declared their independence and maintain it, and whose independence we have, on great consideration and on just principles, acknowledged, we could not view any interposition for the purpose of oppressing them or controlling in any other manner their destiny by any European power in any other light than as the manifestation of an unfriendly disposition toward the United States."

### THE DRAGO DOCTRINE.

When in the winter of 1902-03 Germany, Britain and Italy blockaded the ports of Venezuela in attempt to make the latter country settle up its debts, Dr. L. F. Drago, a noted jurist of Argentina, maintained that force cannot be used by one power to collect money owing to its citizens by another.

power. Prominence was given to the contention by the fact that it was officially upheld by Argentina and favored by other South American republics. The principle embodied has become generally known as the "Drago doctrine."

AGRICULTURAL STATISTICS.

WHEAT CROP OF COUNTRIES NAMED (1900-1905).

COUNTRY.	1900.	1901.	1902.	1903.	1904.	1905.
	<i>Bushels.</i>	<i>Bushels.</i>	<i>Bushels.</i>	<i>Bushels.</i>	<i>Bushels.</i>	<i>Bushels.</i>
United States.....	522,230,000	748,460,000	670,063,000	637,822,000	552,400,000	692,979,000
Ontario .....	31,205,000	22,118,000	26,904,000	22,583,000	13,030,000	22,195,000
Manitoba .....	13,436,000	52,094,000	54,750,000	41,381,000	40,397,000	57,500,000
Rest of Canada.....	9,000,000	16,000,000	17,000,000	20,000,000	23,000,000	30,000,000
Total Canada.....	53,701,000	90,212,000	98,654,000	83,964,000	76,427,000	109,695,000
Mexico .....	12,429,000	12,021,000	8,477,000	10,493,000	9,000,000	6,000,000
Total North America.....	588,360,000	850,693,000	777,194,000	732,279,000	637,827,000	808,674,000
Chile.....	12,000,000	9,000,000	10,641,000	10,014,000	17,948,000	14,700,000
Argentina.....	101,655,000	74,753,000	56,380,000	100,636,000	120,598,000	154,420,000
Uruguay.....	6,891,000	3,684,000	7,604,000	5,240,000	7,565,000	6,000,000
Total South America.....	120,546,000	87,417,000	74,625,000	115,890,000	146,111,000	175,120,000
Great Britain.....	54,299,000	54,111,000	58,463,000	49,144,000	38,043,000	60,759,000
Ireland.....	1,682,000	1,470,000	1,602,000	1,176,000	1,400,000	1,300,000
Total united kingdom....	55,981,000	55,581,000	60,065,000	50,320,000	39,083,000	62,059,000
Norway .....	300,000	300,000	265,000	307,000	212,000	300,000
Sweden.....	5,249,000	4,193,000	4,757,000	5,538,000	5,417,000	5,419,000
Denmark.....	3,604,000	942,000	4,528,000	4,461,000	4,302,000	4,500,000
Netherlands.....	4,571,000	4,231,000	5,105,000	4,258,000	4,423,000	4,400,000
Belgium.....	13,758,000	14,143,000	14,521,000	12,350,000	13,817,000	13,000,000
France.....	326,083,000	310,938,000	327,841,000	364,320,000	288,826,000	338,785,000
Spain.....	100,703,000	136,905,000	133,523,000	128,979,000	95,377,000	83,605,000
Portugal.....	8,000,000	10,000,000	10,400,000	8,000,000	6,500,000	5,000,000
Italy.....	133,741,000	164,587,000	136,210,000	184,451,000	150,664,000	160,000,000
Switzerland.....	4,200,000	4,400,000	4,200,000	4,000,000	4,000,000	4,000,000
Germany.....	141,139,000	91,817,000	143,315,000	180,626,000	189,803,000	135,947,000
Austria-Hungary.....	194,916,000	180,900,000	235,022,000	226,856,000	204,535,000	227,646,000
Roumania.....	56,663,000	72,386,000	76,220,000	73,700,000	53,738,000	100,000,000
Bulgaria.....	27,000,000	24,000,000	35,000,000	96,000,000	42,000,000	39,000,000
Servia.....	8,135,000	8,102,000	11,400,000	10,885,000	11,700,000	12,300,000
Montenegro.....	220,000	200,000	200,000	200,000	200,000	200,000
Turkey in Europe.....	20,000,000	22,000,000	25,000,000	26,000,000	23,000,000	20,000,000
Greece.....	7,050,000	6,400,000	7,000,000	8,000,000	6,000,000	6,000,000
Russia in Europe.....	396,022,000	401,772,000	560,755,000	551,942,000	622,487,000	568,532,000
Total Europe.....	1,507,465,000	1,513,797,000	1,795,396,000	1,831,193,000	1,726,084,000	1,790,693,000
Russia in Asia.....	62,131,000	61,149,000	84,718,000	110,102,000	86,412,000	107,903,000
Turkey in Asia.....	30,000,000	30,000,000	35,000,000	33,000,000	33,000,000	33,000,000
Cyprus.....	1,447,000	1,943,000	1,151,000	812,000	2,241,000	1,969,000
Persia.....	16,000,000	15,200,000	13,600,000	16,000,000	16,000,000	16,000,000
British India.....	200,000,000	264,825,000	227,380,000	297,601,000	359,936,000	281,263,000
Japan.....	21,688,000	22,457,000	20,243,000	9,600,000	21,000,000	16,000,000
Total Asia.....	331,266,000	395,574,000	382,122,000	467,115,000	518,589,000	456,135,000
Algeria.....	23,000,000	32,244,000	33,896,000	34,035,000	26,087,000	20,000,000
Tunis.....	4,872,000	4,428,000	4,127,000	7,523,000	10,519,000	7,500,000
Egypt.....	13,000,000	12,000,000	12,000,000	11,000,000	12,000,000	12,000,000
Cape Colony.....	2,000,000	2,000,000	2,000,000	1,755,000	2,000,000	2,000,000
Total Africa.....	42,872,000	50,672,000	52,023,000	54,313,000	50,606,000	41,500,000
Australasia.....	50,111,000	56,610,000	43,927,000	20,461,000	84,628,000	65,626,000

RECAPITULATION BY CONTINENTS.

North America.....	588,360,000	850,693,000	777,194,000	732,279,000	637,827,000	808,674,000
South America.....	120,546,000	87,417,000	74,625,000	115,890,000	146,111,000	175,120,000
Europe.....	1,507,465,000	1,513,797,000	1,795,396,000	1,831,193,000	1,726,084,000	1,790,693,000
Asia.....	331,266,000	395,574,000	382,122,000	467,115,000	518,589,000	456,135,000
Africa.....	42,872,000	50,672,000	52,023,000	54,313,000	50,606,000	41,500,000
Australasia.....	50,111,000	56,610,000	43,927,000	20,461,000	84,628,000	65,626,000
Total.....	2,640,620,000	2,954,763,000	3,125,227,000	3,221,251,000	3,163,945,000	3,337,743,000

CORN CROP OF COUNTRIES NAMED (1899-1904).

COUNTRY.	1899.	1900.	1901.	1902.	1903.	1904.
	<i>Bushels.</i>	<i>Bushels.</i>	<i>Bushel.</i>	<i>Bushels.</i>	<i>Bushels.</i>	<i>Bushels.</i>
United States.....	2,078,144,000	2,105,103,000	1,522,520,000	2,523,648,000	2,244,177,000	2,467,481,000
Ontario.....	22,336,000	27,947,000	25,621,000	21,159,000	30,211,000	20,880,000
Mexico.....	93,438,000	92,204,000	93,459,000	78,099,000	90,000,000	90,000,000
<b>Total North America.....</b>	<b>2,193,938,000</b>	<b>2,225,254,000</b>	<b>1,641,600,000</b>	<b>2,622,906,000</b>	<b>2,364,588,000</b>	<b>2,578,361,000</b>
Chile.....	9,000,000	1,500,000	1,500,000	896,000	1,118,000	1,477,000
Argentina.....	66,185,000	53,612,000	98,842,000	84,018,000	148,422,000	175,189,000
Uruguay.....	6,000,000	3,035,000	5,576,000	5,000,000	5,289,000	3,065,000
<b>Total South America.....</b>	<b>81,185,000</b>	<b>60,147,000</b>	<b>105,918,000</b>	<b>89,944,000</b>	<b>154,829,000</b>	<b>179,701,000</b>
France.....	25,548,000	22,232,000	26,333,000	24,928,000	25,360,000	23,000,000
Spain.....	24,667,000	26,016,000	25,759,000	25,272,000	18,759,000	21,300,000
Portugal.....	16,000,000	16,000,000	15,000,000	16,000,000	14,000,000	15,000,000
Italy.....	88,536,000	87,969,000	100,455,000	71,028,000	88,990,000	87,000,000
Austria.....	14,583,000	15,446,000	17,535,000	13,462,000	16,056,000	12,529,000
Hungary.....	115,981,000	127,656,000	127,389,000	104,546,000	135,751,000	84,400,000
Croatia-Slavonia.....	14,680,000	18,691,000	20,469,000	15,255,000	23,918,000	11,434,000
<b>Total Austria-Hungary..</b>	<b>145,244,000</b>	<b>161,739,000</b>	<b>165,393,000</b>	<b>133,263,000</b>	<b>175,725,000</b>	<b>83,333,000</b>
Roumania.....	27,721,000	85,047,000	116,945,000	68,447,000	80,272,000	19,568,000
Bulgaria and E. Roumella..	20,462,000	18,000,000	25,000,000	18,109,000	22,836,000	18,000,000
Servia.....	15,000,000	18,472,000	18,849,000	18,386,000	19,479,000	9,498,000
Russia.....	30,912,000	34,256,000	63,400,000	48,647,000	50,732,000	26,052,000
<b>Total Europe.....</b>	<b>394,090,000</b>	<b>469,785,000</b>	<b>562,194,000</b>	<b>424,090,000</b>	<b>496,153,000</b>	<b>302,791,000</b>
Algeria.....	349,000	350,000	529,000	556,000	435,000	410,000
Egypt.....	30,000,000	25,000,000	30,000,000	30,000,000	30,000,000	30,000,000
Cape Colony.....	2,858,000	2,000,000	2,000,000	2,000,000	3,562,000	3,000,000
<b>Total Africa.....</b>	<b>33,207,000</b>	<b>27,350,000</b>	<b>32,529,000</b>	<b>32,556,000</b>	<b>33,997,000</b>	<b>33,410,000</b>
Australasia.....	9,780,000	10,025,000	10,168,000	7,847,000	5,615,000	10,519,000

RECAPITULATION BY CONTINENTS.

North America.....	2,193,938,000	2,225,254,000	1,641,600,000	2,622,906,000	2,364,588,000	2,578,361,000
South America.....	81,185,000	60,147,000	105,918,000	89,944,000	154,829,000	179,701,000
Europe.....	394,090,000	469,785,000	562,191,000	424,090,000	496,153,000	302,791,000
Africa.....	33,207,000	27,350,000	32,529,000	32,556,000	33,997,000	33,410,000
Australasia.....	9,780,000	10,025,000	10,168,000	7,847,000	5,615,000	10,519,000
<b>Total.....</b>	<b>2,712,200,000</b>	<b>2,792,561,000</b>	<b>2,352,409,000</b>	<b>3,177,343,000</b>	<b>3,054,922,000</b>	<b>3,104,782,000</b>

SUGAR PRODUCTION OF THE WORLD (1905-1906).

<i>Cane sugar.</i>		Central America.....	22,000	<i>Beet sugar.</i>	
United States.....	922,000	South America.....	693,308	Europe.....	6,970,000
Cuba.....	1,500,000	Asia.....	2,834,825	United States.....	283,717
British West Indies..	104,000	Oceania.....	223,000	Canada.....	11,419
French West Indies..	69,000	Africa.....	245,000		
Danish West Indies..	13,000	Europe.....	28,000	<b>Total beet.....</b>	<b>7,265,136</b>
Haiti and S. Domingo	50,000	<b>Total cane.....</b>	<b>6,692,133</b>	<b>Total cane and beet</b>	<b>13,957,269</b>
Lesser Antilles.....	13,000				
Mexico.....	105,000				

SUGAR PRODUCTION OF THE UNITED STATES (1905-1906).

Cane sugar.		In tons of 2,240 pounds.			
Hawaii.....	370,000	Colorado.....	93,253	Oregon.....	1,595
Louisiana.....	330,000	Idaho.....	13,435	Utah.....	21,337
Porto Rico.....	210,000	Illinois.....	550	Washington.....	2,321
Texas.....	12,000	Michigan.....	54,635	Wisconsin.....	11,950
<b>Total cane.....</b>	<b>922,000</b>	Minnesota.....	2,750	<b>Total beet.....</b>	<b>283,717</b>
<i>Beet sugar.</i>		Nebraska.....	9,379	<b>Total cane and beet..</b>	<b>1,205,717</b>
California.....	61,251	New York.....	4,235		
		Ohio.....	4,023		

FLAXSEED PRODUCTION OF THE UNITED STATES (1905).

State.	Bushels.	State.	Bushels.	State.	Bushels.
Idaho.....	223,910	Missouri.....	318,154	Oregon.....	27,312
Indian Territory....	66,150	Montana.....	165,700	South Dakota.....	4,545,464
Iowa.....	853,621	Nebraska.....	188,017	Wisconsin.....	388,011
Kansas.....	884,470	North Dakota.....	15,743,184	<b>Total.....</b>	<b>28,477,733</b>
Minnesota.....	5,073,790				

RICE PRODUCTION OF THE UNITED STATES (1905).

State.	Bushels.	State.	Bushels.	State.	Bushels.
Alabama.....	45,780	Louisiana.....	6,137,320	South Carolina.....	402,462
Arkansas.....	11,340	Mississippi.....	27,430	Texas.....	6,025,956
Florida.....	77,840	North Carolina.....	22,776	<b>Total.....</b>	<b>12,963,436</b>
Georgia.....	182,080				



AGRICULTURAL STATISTICS.

69

WHEAT AND OATS (1905).

STATE OR TERRITORY.	WHEAT (WINTER AND SPRING).			OATS.		
	Acres.	Bushels.	Value.	Acres.	Bushels.	Value.
Alabama.....	108,446	1,041,082	\$1,051,493	191,853	3,165,574	\$1,614,443
Arizona.....	14,802	331,565	387,931	879	27,425	17,552
Arkansas.....	198,077	1,504,808	1,408,327	192,261	3,902,898	1,639,217
California.....	1,886,238	17,542,013	14,384,451	168,755	4,725,140	2,401,821
Colorado.....	254,355	6,358,875	4,451,212	137,929	4,827,515	1,979,281
Connecticut.....				10,077	347,656	146,016
Delaware.....	121,001	1,669,814	1,339,247	4,124	128,669	51,468
Florida.....				29,357	359,454	186,932
Georgia.....	305,298	2,106,556	2,254,015	233,250	3,522,075	1,866,700
Idaho.....	366,966	11,341,532	6,784,737	98,058	3,863,485	1,622,664
Illinois.....	1,871,974	29,951,584	24,290,733	3,740,275	132,779,762	37,178,333
Indiana.....	1,931,774	35,851,464	28,388,200	1,843,706	47,432,822	12,806,862
Indian Territory.....	270,261	2,702,610	2,081,010	201,607	7,257,852	2,336,091
Iowa.....	61,361	1,227,220	871,326	3,746,148	131,115,180	31,467,643
Kansas.....	5,536,103	77,001,104	54,670,784	857,368	23,248,223	6,509,502
Kentucky.....	779,642	6,809,955	7,664,661	223,982	5,487,529	1,920,646
Louisiana.....				27,715	443,440	199,548
Maine.....	7,880	181,240	192,114	112,817	4,341,454	1,967,685
Maryland.....	809,619	13,196,790	10,821,368	33,160	918,532	330,672
Massachusetts.....				6,372	203,904	87,679
Michigan.....	1,027,204	19,063,274	15,012,586	1,009,802	35,948,951	10,784,685
Minnesota.....	5,446,183	72,434,234	51,428,306	2,151,192	80,669,700	19,360,728
Mississippi.....	2,619	23,285	26,871	90,374	1,671,919	835,960
Missouri.....	2,259,886	28,022,388	22,137,647	723,709	19,684,885	5,905,466
Montana.....	119,469	2,843,362	2,018,737	178,911	7,389,024	3,177,290
Nebraska.....	2,472,632	48,002,603	31,681,718	1,886,270	58,474,370	14,033,849
Nevada.....	28,800	723,600	557,172	6,267	233,132	121,229
New Hampshire.....				12,114	319,307	171,702
New Jersey.....	110,075	1,805,230	1,588,602	62,512	2,000,384	740,142
New Mexico.....	42,691	947,740	852,966	11,912	851,404	203,814
New York.....	490,521	10,300,941	8,858,809	1,258,210	43,030,782	15,921,389
North Carolina.....	593,325	3,975,278	4,064,784	203,815	3,118,370	1,465,634
North Dakota.....	5,401,646	75,623,044	52,179,900	1,197,739	46,594,381	10,716,708
Ohio.....	1,882,907	32,197,710	26,402,122	1,061,260	37,993,108	11,777,863
Oklahoma.....	1,434,648	11,764,114	9,117,239	294,442	9,716,586	2,817,810
Oregon.....	717,565	13,382,585	10,100,157	281,842	6,792,332	2,920,729
Pennsylvania.....	1,629,279	27,800,671	24,238,784	1,161,186	39,480,324	14,212,917
Rhode Island.....				1,604	47,138	19,806
South Carolina.....	318,419	1,942,356	2,156,015	187,509	3,056,397	1,681,018
South Dakota.....	3,221,422	44,133,481	29,569,432	720,657	28,105,517	6,463,809
Tennessee.....	881,750	6,348,600	5,777,226	151,106	3,052,341	1,190,413
Texas.....	1,249,207	11,117,942	9,783,789	914,440	28,713,416	11,485,366
Utah.....	178,417	4,710,209	3,155,840	44,067	1,753,807	771,701
Vermont.....	1,461	27,467	24,720	78,526	3,093,924	1,237,570
Virginia.....	739,480	8,418,672	7,408,451	176,459	3,140,970	1,224,978
Washington.....	1,321,807	32,516,810	21,325,638	164,540	8,227,000	3,573,070
West Virginia.....	355,535	4,873,080	3,632,041	82,182	1,980,586	772,429
Wisconsin.....	474,233	7,893,381	5,908,969	2,527,692	98,579,988	26,616,537
Wyoming.....	29,468	748,487	538,911	45,848	1,817,365	745,120
United States.....	47,854,079	632,979,489	518,372,727	28,046,746	953,216,197	277,047,537

CORN (1906).

STATE OR TER.	Acres.	Bushels.	Value.	STATE OR TER.	Acres.	Bushels.	Value.
Alabama.....	2,903,483	42,971,548	\$27,501,791	Nebraska.....	8,085,115	263,551,772	\$84,336,567
Arizona.....	7,514	203,578	190,411	N. Hampshire.....	27,045	1,000,695	690,459
Arkansas.....	2,215,245	38,323,738	21,078,056	New Jersey.....	277,749	9,943,314	5,468,878
California.....	56,592	1,810,944	1,376,317	New Mexico.....	39,423	997,422	688,207
Colorado.....	116,599	2,776,484	1,304,947	New York.....	613,103	19,312,744	11,780,704
Connecticut.....	55,595	2,373,906	1,685,473	N. Carolina.....	2,704,772	37,506,331	24,061,032
Delaware.....	198,472	5,972,749	2,807,192	North Dakota.....	89,405	2,458,638	885,110
Florida.....	645,416	6,511,702	4,302,343	Ohio.....	2,973,529	12,339,306	48,391,740
Georgia.....	4,233,924	47,255,164	33,078,615	Oklahoma.....	1,902,948	48,144,584	15,006,267
Idaho.....	5,506	149,763	98,844	Oregon.....	17,556	408,788	238,285
Illinois.....	4,916,886	382,752,063	145,445,784	Pennsylvania.....	1,441,797	56,085,903	30,286,388
Indiana.....	4,667,886	187,130,623	71,101,637	Rhode Island.....	10,041	325,358	231,004
Indian Territory.....	1,905,131	62,236,784	23,050,180	S. Carolina.....	1,878,978	20,480,860	15,155,896
Iowa.....	8,767,597	305,112,376	103,738,208	South Dakota.....			
Kansas.....	6,977,467	193,275,836	63,731,026	Tennessee.....	3,138,533	77,207,012	38,403,956
Kentucky.....	3,195,072	94,893,683	40,804,264	Texas.....	6,592,693	139,146,040	68,181,796
Louisiana.....	1,424,562	19,516,499	11,901,064	Utah.....	11,353	410,979	287,685
Maine.....	13,000	445,400	307,671	Vermont.....	58,238	2,020,859	1,374,184
Maryland.....	628,735	23,202,536	11,137,217	Virginia.....	1,859,610	43,514,874	23,062,883
Massachusetts.....	44,739	1,673,362	1,175,973	Washington.....	10,796	261,263	156,758
Michigan.....	1,228,704	11,775,336	6,216,931	West Virginia.....	765,541	22,813,122	12,060,955
Minnesota.....	1,507,614	41,375,455	16,169,193	Wisconsin.....	1,473,613	55,407,849	23,271,297
Mississippi.....	2,030,830	48,327,569	19,547,920	Wyoming.....	2,107	56,678	42,508
Missouri.....	6,014,639	203,294,798	75,219,075	United States.....	94,011,369	2,707,993,540	1,116,696,738
Montana.....	3,941	76,455	51,989				

## PRINCIPAL FARM CROPS OF THE UNITED STATES BY YEARS.

[From tables prepared by the department of agriculture.]

YEAR.	CORN.			WHEAT.		
	Acres.	Bushels.	Value.	Acres.	Bushels.	Value.
1895.....	82,075,830	2,151,138,580	\$544,985,534	34,047,332	467,102,947	\$237,398,998
1896.....	81,027,156	2,283,875,165	491,006,967	34,618,646	427,684,346	310,602,539
1897.....	80,095,051	1,902,967,933	501,072,952	39,465,066	530,149,168	428,547,121
1898.....	77,721,781	1,924,184,660	552,023,428	44,055,273	675,148,705	392,770,320
1899.....	82,108,587	2,078,143,933	629,210,110	44,592,516	547,306,846	319,545,259
1900.....	83,320,872	2,105,102,516	751,220,034	42,495,385	522,229,505	323,515,177
1901.....	91,349,923	1,522,519,891	921,555,768	49,805,514	748,400,218	467,350,156
1902.....	94,043,613	2,523,648,312	1,017,017,349	46,202,424	670,063,008	422,224,117
1903.....	88,091,951	2,244,176,925	952,868,801	49,434,967	677,821,836	443,024,826
1904.....	92,231,581	2,467,480,934	1,087,461,440	44,074,875	552,399,517	510,489,874
1905.....	94,011,369	2,707,993,540	1,116,636,738	47,854,079	612,979,489	518,372,727
YEAR.	OATS.			RYE.		
	Acres.	Bushels.	Value.	Acres.	Bushels.	Value.
1895.....	27,878,406	824,443,537	\$163,655,068	1,890,345	27,210,070	\$11,964,826
1896.....	27,565,959	707,316,404	132,485,033	1,831,201	24,369,047	9,960,769
1897.....	25,730,375	698,767,809	147,974,719	1,703,561	27,393,324	12,239,647
1898.....	25,777,110	730,906,643	186,405,864	1,643,207	25,657,522	11,875,350
1899.....	26,341,380	796,177,715	198,167,975	1,659,308	23,961,741	12,214,118
1900.....	27,364,795	800,125,989	208,669,233	1,591,362	23,965,927	12,295,417
1901.....	28,541,476	736,808,724	293,658,777	1,987,505	30,844,830	16,909,742
1902.....	28,653,144	987,842,712	303,584,852	1,978,548	33,630,592	17,080,793
1903.....	27,638,126	784,094,199	267,661,665	1,906,894	29,393,416	15,993,871
1904.....	27,842,669	894,595,552	279,900,013	1,732,673	27,234,565	18,745,543
1905.....	28,016,746	953,216,197	277,047,537	1,662,508	27,616,045	16,754,657
YEAR.	BARLEY.			BUCKWHEAT.		
	Acres.	Bushels.	Value.	Acres.	Bushels.	Value.
1895.....	3,299,973	87,072,744	\$29,312,413	763,277	15,841,399	\$6,936,325
1896.....	2,950,559	69,695,223	22,491,241	754,898	14,089,783	5,522,939
1897.....	2,719,116	66,685,127	25,142,139	717,836	14,997,451	6,319,188
1898.....	2,533,125	55,792,257	23,064,359	678,332	11,721,927	5,271,462
1899.....	2,878,229	73,381,563	29,594,254	670,148	11,094,473	6,183,075
1900.....	2,894,282	58,925,833	24,075,271	637,930	9,566,905	5,541,413
1901.....	4,235,744	101,952,924	49,705,163	811,164	15,125,939	8,323,317
1902.....	4,061,063	134,954,023	61,899,634	804,889	14,529,770	8,654,704
1903.....	4,923,137	131,861,391	60,166,313	804,393	14,243,644	8,650,793
1904.....	5,145,878	139,748,958	58,651,807	733,625	15,008,399	9,399,769
1905.....	5,035,528	139,651,020	55,047,103	760,118	14,585,082	8,565,499
YEAR.	TOBACCO.			COTTON.		
	Acres.	Pounds.	Value.	Acres.	Bales.	Value.
1895.....	633,950	491,544,000	\$35,574,220	20,184,368	7,161,094	\$290,338,096
1896.....	594,749	403,094,320	24,258,070	23,273,209	8,532,705	291,811,564
1897.....	.....	610,860,256	.....	24,319,584	10,897,857	319,491,412
1898.....	.....	698,418,146	.....	24,967,295	11,189,295	305,467,041
1899.....	1,101,483	868,163,375	56,993,003	23,403,497	9,142,838	334,847,868
1900.....	.....	.....	.....	27,114,103	10,401,453	311,068,111
1901.....	.....	.....	.....	27,220,414	10,662,995	318,358,366
1902.....	1,030,734	821,823,963	57,563,510	25,758,139	10,725,422	458,051,005
1903.....	1,037,735	815,972,425	55,514,627	27,114,103	10,050,953	509,694,724
1904.....	806,409	660,460,739	53,382,959	28,016,893	9,851,129	576,492,824
1905.....	776,112	633,033,719	48,674,118	30,053,739	13,438,012	561,100,886
YEAR.	POTATOES.			HAY.		
	Acres.	Bushels.	Value.	Acres.	Tons.	Value.
1895.....	2,954,952	297,287,370	\$78,984,901	44,206,453	47,078,541	\$393,185,615
1896.....	2,767,465	252,234,540	72,182,350	43,259,756	59,282,158	388,145,614
1897.....	2,534,577	164,016,964	89,613,059	42,426,770	60,664,876	401,380,728
1898.....	2,557,729	192,306,338	79,574,772	42,780,827	66,376,920	398,060,647
1899.....	2,581,353	228,783,232	89,323,832	41,328,462	56,655,756	411,926,187
1900.....	2,611,054	210,926,897	90,811,167	39,132,890	50,110,906	445,538,870
1901.....	2,864,335	187,598,087	143,979,470	39,390,508	59,590,877	506,191,553
1902.....	2,965,587	284,632,789	134,111,436	39,825,227	59,857,572	542,036,364
1903.....	3,016,855	247,127,880	151,638,094	39,933,759	61,305,940	556,376,880
1904.....	3,165,675	332,830,300	150,673,392	39,998,602	60,496,028	629,107,625
1905.....	2,906,757	260,741,294	160,821,080	39,361,960	60,531,611	519,969,784

\*No data.

TOBACCO PRODUCTION IN THE UNITED STATES (1905).

STATE.	Acres.	Pounds.	Value.	STATE.	Acres.	Pounds.	Value.
Alabama.....	521	234,450	\$87,512	New York.....	6,151	7,061,348	\$741,442
Arkansas.....	1,049	734,300	102,802	North Carolina...	136,770	83,156,160	7,317,742
Connecticut.....	13,340	23,011,500	3,911,955	Ohio.....	59,229	50,344,650	4,228,951
Florida.....	5,321	3,192,660	574,698	Pennsylvania.....	15,324	20,963,880	2,237,339
Georgia.....	2,036	1,038,900	181,713	South Carolina.....	12,574	9,254,464	865,138
Illinois.....	1,132	1,018,800	61,128	Tennessee.....	41,502	31,873,536	2,330,515
Indiana.....	6,244	5,113,836	307,830	Texas.....	469	234,500	44,556
Kentucky.....	275,874	238,975,420	16,028,279	Vermont.....	191	315,150	63,576
Louisiana.....	63	31,500	7,875	Virginia.....	118,447	79,951,725	6,076,331
Maryland.....	30,143	19,592,950	1,175,577	West Virginia.....	4,005	3,163,950	268,936
Massachusetts.....	4,488	8,302,800	1,406,173	Wisconsin.....	39,294	53,882,780	538,328
Mississippi.....	155	66,650	9,398	Total.....	776,112	633,033,719	48,674,118
Missouri.....	1,665	1,295,370	103,630				
New Hampshire.....	125	212,500	36,125				

FARM ANIMALS IN THE UNITED STATES.

[Estimate of the agricultural department, January, 1906.]

FARM ANIMALS.	Number.	Average price per head.	Total value.	FARM ANIMALS.	Number.	Average price per head.	Total value.
Horses.....	18,718,678	\$80.72	\$1,510,889,906	Other cattle . . .	47,067,656	\$15.85	\$746,171,709
Mules.....	3,404,361	98.31	334,680,520	Sheep.....	50,631,619	3.54	179,056,144
Milch cows.....	19,793,866	29.44	582,788,592	Swine.....	52,102,847	6.18	321,802,551

FARMS IN THE UNITED STATES.

[Federal census, 1900.]

YEAR.	Farms.	Total.	Improved.	Unimproved.	Average.	Improved.
	Number.	Acres.	Acres.	Acres.	Acres.	Per cent.
1900.....	5,739,657	841,201,546	414,793,191	426,408,355	146.6	49.3
1890.....	4,564,641	623,218,619	357,616,755	265,601,864	136.5	57.4
1880.....	4,008,907	596,081,835	284,771,042	251,310,793	133.7	53.1
1870.....	2,659,985	407,735,041	188,921,039	218,813,942	153.3	46.3
1860.....	2,044,077	407,212,578	163,110,720	244,101,818	199.2	40.1
1850.....	1,449,073	293,560,614	113,032,614	180,528,000	202.6	38.5

VALUE OF FARM PROPERTY AND PRODUCTS.

YEAR.	Total value.	Land and buildings.	Implements, machinery.	Live stock.	Products.*
1900.....	\$20,514,001,838	\$16,674,680,247	\$761,261,550	\$3,078,050,041	\$4,739,118,752
1890.....	15,982,267,689	13,279,252,649	494,247,467	†2,208,767,573	2,460,107,454
1880.....	12,104,001,538	10,197,086,776	406,520,055	†1,500,384,707	2,212,540,927
1870.....	11,124,958,747	9,262,803,861	336,878,429	1,525,276,457	†2,447,538,658
1860.....	7,980,493,063	6,645,045,007	246,118,141	1,089,329,915	.....
1850.....	3,967,343,590	3,271,575,426	151,587,638	544,180,516	.....

\*For year preceding that designated. †Exclusive of stock on ranges. ‡Includes betterment and additions to stock.

AVERAGE FARM VALUE OF CROPS.

DEC. 1.	Wheat.	Oats.	Corn.	Rye.	Barley	Buck-wheat.	Pota-tocs.	Hay, per ton
	Cents.	Cents.	Cents.	Cents.	Cents.	Cents.	Cents.	Dollars
1894.....	49.1	32.4	45.7	50.1	42.2	55.6	53.6	8.54
1895.....	50.9	19.9	25.3	44.0	33.7	45.2	26.6	8.35
1896.....	72.6	18.7	21.5	40.9	32.3	39.2	28.6	6.55
1897.....	80.8	21.2	26.3	44.7	37.7	42.1	54.7	6.62
1898.....	58.2	25.5	28.7	46.3	41.3	45.0	41.4	6.00
1899.....	58.4	24.9	30.3	51.0	40.3	55.7	39.0	7.27
1900.....	61.9	25.8	35.7	51.2	40.8	55.8	43.1	8.89
1901.....	62.4	33.9	60.5	55.7	45.2	56.3	76.7	10.01
1902.....	63.0	30.7	40.3	50.8	45.9	59.6	47.1	9.06
1903.....	63.5	34.1	42.5	54.5	45.6	60.7	61.4	9.08
1904.....	92.4	31.3	44.1	68.8	42.0	62.2	45.3	8.72
1905.....	73.7	29.1	41.2	60.7	40.3	58.7	61.7	8.52

## AVERAGE VALUE PER ACRE OF MEDIUM FARMS.

[From report of bureau of statistics, United States department of agriculture.]

<i>State or territory.</i>	1900.	1905.	<i>State or territory.</i>	1900.	1905.
Alabama	\$7.89	\$11.73	Nebraska	\$20.60	\$31.73
Arizona	7.21	10.49	Nevada	7.66	10.94
Arkansas	11.23	16.67	New Hampshire	38.93	41.18
California	22.20	28.29	New Jersey	58.81	65.44
Colorado	9.71	15.08	New Mexico	5.09	7.76
Connecticut	44.70	46.81	New York	43.58	51.54
Delaware	32.28	37.46	North Carolina	11.78	16.04
Florida	16.40	25.81	North Dakota	10.80	18.42
Georgia	8.87	13.56	Ohio	47.22	57.43
Idaho	11.93	19.65	Oklahoma	9.90	17.49
Illinois	54.83	75.31	Oregon	10.94	16.45
Indiana	41.47	54.96	Pennsylvania	40.16	44.80
Indian Territory	9.51	14.26	Rhode Island	39.63	40.65
Kansas	15.51	23.99	South Carolina	10.96	16.87
Kentucky	25.68	32.70	South Dakota	13.66	22.56
Louisiana	18.72	26.46	Tennessee	17.40	22.56
Maine	20.52	23.13	Texas	8.45	11.83
Maryland*	28.98	33.81	Utah	14.88	20.55
Massachusetts	41.29	45.47	Vermont	20.68	23.23
Michigan	29.94	36.61	Virginia	16.19	20.62
Minnesota	28.44	35.38	Washington	15.55	24.89
Mississippi	10.03	15.94	West Virginia	13.31	23.11
Missouri	24.43	34.70	Wisconsin	37.34	48.90
Montana	5.66	8.18	Wyoming	4.87	8.83
			United States	21.80	29.11

\*Including the District of Columbia.

## SHEEP AND WOOL IN THE UNITED STATES (1905).

[Estimate of National Association of Wool Manufacturers.]

<i>State or Territory.</i>	Sheep.	Wool.* Pounds.	<i>State or Territory.</i>	Sheep.	Wool.* Pounds.
Maine	190,000	1,140,000	Wisconsin	700,000	4,725,000
New Hampshire	63,000	390,600	Minnesota	350,000	2,450,000
Vermont	160,000	960,000	Iowa	500,000	3,250,000
Massachusetts	26,000	150,800	Missouri	592,250	3,849,625
Rhode Island	6,500	35,750	Kansas	170,000	1,275,000
Connecticut	26,000	143,000	Nebraska	250,000	1,875,000
New York	675,000	4,050,000	South Dakota	575,000	3,737,500
New Jersey	32,000	176,000	North Dakota	450,000	2,925,000
Pennsylvania	850,000	5,100,000	Montana	5,200,000	37,700,000
Delaware	6,500	39,000	Wyoming	4,500,000	31,500,000
Maryland	100,000	500,000	Colorado	1,400,000	9,100,000
Virginia	335,000	1,507,500	New Mexico	3,100,000	17,050,000
North Carolina	205,000	871,250	Arizona	680,000	4,420,000
South Carolina	50,000	200,000	Utah	2,000,000	13,000,000
Georgia	250,000	950,000	Nevada	650,000	4,550,000
Florida	75,000	225,000	Idaho	2,300,000	16,100,000
Alabama	200,000	700,000	Washington	575,000	4,887,500
Mississippi	230,000	920,000	Oregon	1,900,000	15,200,000
Louisiana	135,000	573,500	California	1,750,000	12,687,500
Texas	1,440,000	9,360,000	Oklahoma†	60,000	360,000
Arkansas	200,000	800,000			
Tennessee	260,000	1,105,000	United States	38,621,476	253,488,438
West Virginia	475,000	2,375,000	Pulled wool		42,000,000
Kentucky	575,000	2,731,250			
Ohio	1,809,226	11,307,663	Total product, 1905		295,488,438
Michigan	1,300,000	8,450,000			
Indiana	700,000	4,410,000			
Illinois	525,000	3,675,000			

\*Washed and unwashed. †Including Oklahoma.

## HOP PRODUCTION OF THE UNITED STATES (1905).

<i>State.</i>	Pounds.	<i>State.</i>	Pounds.
California	12,700,000	Washington	9,800,000
New York	8,200,000		
Oregon	20,500,000	Total	51,200,000

## DEATH OF KING CHRISTIAN OF DENMARK.

King Christian IX. of Denmark died in Copenhagen on the afternoon of Monday, Jan. 29, 1906, after an illness of only a few hours. The funeral, which took place on Sunday, Feb. 18, was attended by Emperor William of Germany, King George of Greece, Queen Alexandra of England, Dow-

ager Empress Dagmar of Russia, King Haakon of Norway and many other royal persons. King Christian was born April 8, 1818, and ascended the throne of Denmark Nov. 15, 1863. His wife, Queen Louise, died Sept. 29, 1898.

## RELATIVE PRICES OF COMMODITIES.

In this table, prepared by the department of labor in Washington, the average wholesale price in New York and other primary markets of each article for the years 1890-1899, inclusive, is taken as the base price and is represented by 100. The relative price is the average wholesale price for each year from 1894 to 1905, inclusive, compared with the base price.

YEAR.	CATTLE AND CATTLE PRODUCTS.					DAIRY PRODUCTS.			
	Cattle.	Beef, fresh.	B. of hams.	Beef, mess.	Tallow.	Hides.	Milk.	Butter.	Cheese.
1894.....	96.3	97.0	101.5	101.0	110.3	68.4	103.1	102.2	107.4
1895.....	103.7	102.7	95.9	101.4	99.8	109.7	99.2	94.5	94.1
1896.....	88.3	90.5	88.1	83.7	78.9	86.6	91.8	82.3	92.0
1897.....	99.5	99.7	125.1	95.7	76.3	106.3	92.2	84.1	83.1
1898.....	102.2	101.3	118.8	114.2	81.8	122.8	93.7	86.8	83.3
1899.....	113.2	108.3	125.6	115.9	104.1	131.8	99.2	95.8	108.9
1900.....	111.3	104.3	112.2	121.7	111.5	127.4	107.5	101.7	114.3
1901.....	116.6	101.7	114.6	116.3	119.1	132.0	102.7	97.7	102.4
1902.....	139.5	125.9	118.0	147.1	144.6	142.8	112.9	112.1	114.1
1903.....	105.8	101.7	117.2	113.1	117.2	124.8	112.9	105.7	123.3
1904.....	110.9	106.1	123.5	109.4	105.5	124.4	107.8	98.4	103.2
1905.....	111.2	104.0	121.6	125.0	103.2	132.6	113.3	112.8	122.8

YEAR.	HOGS AND HOG PRODUCTS.					SHEEP AND SHEEP PRODUCTS.		
	Hogs.	Bacon.	Hams, smoked.	Mess pork.	Lard.	Sheep.	Mutton.	Wool.
1894.....	112.2	111.8	103.6	121.4	118.2	73.6	80.2	79.1
1895.....	96.6	96.3	96.2	101.7	99.8	78.4	82.2	70.1
1896.....	78.3	73.1	95.8	75.8	71.7	78.7	82.9	70.6
1897.....	82.8	79.9	90.9	76.6	67.4	91.2	96.6	88.7
1898.....	85.6	89.4	82.0	84.8	84.4	104.9	98.0	108.3
1899.....	91.8	85.8	93.8	80.3	85.0	104.3	94.3	110.8
1900.....	115.5	111.5	104.2	107.5	105.5	112.0	96.4	117.7
1901.....	134.5	132.3	109.2	134.2	135.3	92.0	89.5	96.6
1902.....	155.2	159.0	123.1	154.2	161.9	103.2	97.9	100.8
1903.....	137.2	142.1	129.2	143.1	134.1	98.4	98.7	100.3
1904.....	116.7	115.1	108.9	120.6	111.8	109.1	103.2	115.5
1905.....	120.2	119.0	106.3	123.9	113.9	131.5	113.9	127.3

YEAR.	CORN, ETC.			FLAXSEED, ETC.		RYE AND RYE FLOUR.		WHEAT AND WH'T FLOUR.		FLOUR, ETC.		
	Corn.	Glucose.	Meal.	Flaxseed.	Linseed oil.	Rye.	Rye flour.	Wheat.	Wheat flour.	Wheat flour.	Crackers.	Loaf bread.
1894....	113.7	111.4	105.6	121.6	115.6	88.1	83.8	74.4	77.6	77.6	98.8	100.8
1895....	104.0	109.2	103.3	111.8	115.6	91.2	94.5	79.9	84.4	84.4	95.6	98.7
1896....	67.8	81.7	77.4	72.9	81.2	66.5	80.9	85.4	91.2	91.2	94.1	94.4
1897....	66.9	86.0	76.5	78.1	72.2	74.9	84.6	105.8	110.1	110.1	85.3	100.8
1898....	82.6	91.8	83.7	93.8	86.5	93.8	92.9	117.8	109.0	109.0	107.3	100.8
1899....	87.6	95.6	91.2	104.0	94.1	104.4	94.4	94.7	87.9	87.9	99.1	100.8
1900....	100.2	104.9	97.0	145.7	138.7	97.9	103.3	93.7	88.3	88.3	102.7	100.8
1901....	130.6	116.0	115.5	145.8	140.0	100.8	100.1	95.7	87.4	87.4	108.2	100.8
1902....	156.9	153.6	148.2	135.0	130.8	102.5	103.8	98.7	89.7	89.7	108.2	100.8
1903....	121.1	129.7	124.7	94.1	91.9	97.5	94.9	105.1	97.1	97.1	101.3	100.8
1904....	132.6	126.3	129.5	99.6	91.7	133.4	131.1	138.3	125.4	125.4	103.4	106.0
1905....	131.7	125.1	128.4	107.6	103.1	134.5	134.7	134.5	122.2	122.2	113.8	110.9

## COTTON AND COTTON GOODS.

YEAR.	Cotton: Upland, mid'ling.		Bags: 2-bushel Amosk'g.	Calico: Cochecho prints.	Cotton flannels.	Cotton thread.	Cotton yarns.	Denims.	Drillings.	Ginghams.	Hosiery.
	1894....	90.2	91.1	99.5	95.7	100.7	93.0	105.4	97.1	89.5	100.8
1895....	94.0	82.2	94.9	91.7	100.7	92.1	94.6	93.2	87.0	94.4	
1896....	102.0	91.6	94.9	93.9	99.6	93.0	94.6	100.2	88.0	90.5	
1897....	92.2	92.9	90.4	89.6	98.4	90.6	89.2	90.4	84.2	87.7	
1898....	76.9	95.6	81.4	81.0	98.4	90.8	85.9	86.8	83.1	83.4	
1899....	84.7	103.4	87.3	83.0	98.4	88.5	85.8	88.5	89.7	82.5	
1900....	123.8	112.6	94.9	101.6	120.1	115.5	102.8	105.0	96.3	87.3	
1901....	111.1	101.0	90.4	95.4	120.1	98.3	100.2	102.2	92.3	85.9	
1902....	115.1	102.4	90.4	96.1	120.1	94.0	100.6	102.0	90.2	85.2	
1903....	144.7	104.2	91.1	106.8	120.1	112.9	108.0	109.6	101.8	90.1	
1904....	155.9	128.4	95.7	125.6	120.1	119.5	116.6	126.7	99.9	89.2	
1905....	123.1	109.6	93.5	119.7	120.1	105.7	103.7	123.8	93.4	87.5	

RELATIVE PRICES OF COMMODITIES.—CONTINUED.

YEAR.	COTTON AND COTTON GOODS.				WOOL AND WOOLEN GOODS.					
	Print cloths.	Sheet-ings.	Shirt-ings.	Tick-ings.	Wool.	Blank-ets (all wool).	Broad-cloths.	Car-pets.	Flan-nels.	Horse blank-ets.
1894.....	96.8	95.9	99.9	102.2	79.1	101.2	91.2	98.7	94.1	96.0
1895.....	100.9	94.6	97.6	94.8	70.1	89.3	79.7	91.0	81.7	92.5
1896.....	90.9	87.4	97.9	96.0	70.6	89.3	79.7	90.2	85.4	90.8
1897.....	87.6	91.8	92.0	91.9	88.7	89.3	98.2	93.5	82.6	99.5
1898.....	72.6	86.7	83.8	84.3	108.3	107.1	98.2	100.2	97.8	94.5
1899.....	96.3	92.2	87.8	87.0	110.8	95.2	98.2	99.4	99.5	94.2
1900.....	108.6	105.9	100.4	102.2	117.7	107.1	108.0	102.7	108.7	118.7
1901.....	99.3	101.8	98.9	95.5	96.6	101.2	110.3	101.9	100.8	104.9
1902.....	108.9	101.4	98.8	99.0	100.8	101.2	110.5	102.5	105.8	103.9
1903.....	113.3	110.6	103.2	104.1	110.3	110.1	110.3	108.6	114.3	117.8
1904.....	117.3	121.1	104.7	114.3	115.5	110.1	110.5	110.0	117.6	122.2
1905.....	110.0	113.5	101.2	102.1	127.3	119.0	115.2	115.7	118.4	130.9

YEAR.	WOOL AND WOOLEN GOODS.					HIDES, LEATHER, BOOTS AND SHOES.			PETROLEUM.		
	Over-coat-ings (all wool).	Shawls	Suit-ings.	Under-wear (all wool).	Dress goods (all wool).	Worst-ed yarns.	Hides.	Leath-er.	Boots and shoes.	Crude.	Re-fined.
1894.....	97.5	107.0	98.3	92.7	90.6	91.3	68.4	91.5	99.4	92.2	80.5
1895.....	90.8	107.0	89.2	92.7	82.7	74.0	100.7	108.0	98.7	149.2	106.6
1896.....	86.7	89.1	87.8	92.7	74.1	72.9	86.6	95.2	99.6	129.5	112.5
1897.....	87.8	89.5	88.7	92.7	82.2	82.5	106.3	96.1	97.2	86.5	96.6
1898.....	97.1	90.2	103.4	92.7	88.5	100.5	122.8	104.4	96.3	100.2	99.5
1899.....	100.6	89.1	106.1	100.4	102.7	106.7	131.8	109.3	96.8	142.1	118.0
1900.....	116.1	107.0	115.8	100.4	118.7	118.4	127.4	113.2	99.4	148.5	132.6
1901.....	105.3	107.0	104.9	100.4	107.9	102.2	132.0	110.8	99.2	132.9	119.3
1902.....	105.3	107.0	105.8	100.4	109.8	111.7	142.8	112.7	98.9	135.9	118.8
1903.....	110.2	107.0	109.0	100.4	114.4	118.0	124.8	112.0	100.2	174.5	142.8
1904.....	110.3	107.0	109.0	100.4	115.6	116.5	124.4	108.5	101.1	178.8	140.5
1905.....	118.2	117.5	122.7	100.4	129.7	124.7	152.6	112.1	107.4	152.1	126.6

SUMMARY OF RELATIVE PRICES OF COMMODITIES, 1894 TO 1905, BY GROUPS.

Average price for 1890-1899-1900.

YEAR.	Farm products.	Food, etc.	Cloths and clothing.	Fuel and lighting.	Metals and imple-ments.	Lumber and building material.	Drugs and chem-icals.	House-furnish-ing goods.	Mis-cella-neous.	All com-mod-ities.
1894....	95.9	99.8	92.7	92.4	90.7	96.3	89.8	100.1	99.8	96.1
1895....	93.3	94.6	91.3	98.1	92.0	94.1	87.9	96.5	94.5	93.6
1896....	78.3	83.8	91.1	104.3	93.7	93.4	92.6	94.0	91.4	90.4
1897....	85.2	87.7	98.4	96.4	86.6	90.4	94.4	89.8	92.1	89.7
1898....	96.1	94.4	96.7	95.4	86.4	95.8	106.4	92.0	92.4	93.4
1899....	100.0	98.3	106.8	105.0	114.7	105.9	111.3	95.1	97.7	101.7
1900....	109.5	104.2	101.0	120.9	120.5	115.7	115.7	106.1	109.8	110.5
1901....	116.9	105.9	102.0	119.5	111.9	116.7	115.2	110.9	107.4	108.5
1902....	130.5	111.3	107.1	134.3	117.2	118.8	114.2	112.2	114.1	112.9
1903....	118.9	107.1	106.6	149.3	117.6	121.4	112.6	113.0	113.6	113.6
1904....	126.2	107.2	109.8	132.6	109.6	122.7	110.0	111.7	111.7	113.0
1905....	124.2	108.7	112.0	128.8	122.5	127.8	109.1	109.1	112.8	115.9

AVERAGE WHOLESALE PRICES IN 1905.

[Based on reports to the department of labor, Washington, D. C. The quotations are from New York, Chicago and a few other primary markets.]

FARM PRODUCTS.

Barley, bu.....	\$0.48
Cattle, steers, 100 lbs.....	5.37
Corn, No. 2 cash, bu.....	.50
Cotton, upland, lb.....	.10
Flaxseed, No. 1, bu.....	1.20
Hay, timothy, ton.....	11.25
Hides, green, lb.....	.14
Hogs, heavy, 100 lbs.....	5.29
Hops, New York state, lb.....	.27
Oats, cash, bu.....	.30

Rye, No. 2 cash, bu.....	\$0.71
Sheep, western, 100 lbs.....	5.05
Wheat, contract, cash, bu.....	1.01

FOOD, ETC.

Beans, medium, bu.....	2.15
Bread, crackers, soda, lb.....	.07
Bread, loaf, lb.....	.04
Butter, creamery, lb.....	.24
Cheese, New York cream, lb.....	.12
Coffee, Rio, No. 7, lb.....	.08
Eggs, fresh, dozen.....	.27

Fish, salmon, dozen cans.....	\$1.70	Door knobs, steel, pair.....	\$0.36
Flour, wheat, brl.....	5.42	Files, 8 inch, dozen.....	1.04
Flour, wheat, winter, brl.....	4.54	Hammers, each.....	.47
Fruit, apples, evaporated, lb.....	.06	Lead, pig, lb.....	.05
Fruit, currants, lb.....	.05	Locks, common, each.....	.15
Fruit, prunes, lb.....	.05	Nails, cut, 8-penny, 100 lbs.....	1.82
Lard, prime, lb.....	.07	Nails, wire, 100 lbs.....	1.90
Meal, corn, yellow, 100 lbs.....	1.32	Pig iron, Bessemer, per ton.....	16.36
Meat, bacon, smoked, lb.....	.08	Planes, each.....	1.53
Meat, beef, fresh, lb.....	.03	Quicksilver, lb.....	.54
Meat, beef, salt, brl.....	10.02	Saws, crosscut, each.....	1.60
Meat, ham, smoked, lb.....	.10	Saws, hand, dozen.....	12.60
Meat, mutton, dressed, lb.....	.09	Shovels, steel, dozen.....	7.62
Meat, pork, salt, brl.....	14.42	Silver, bar, fine, ounce.....	.61
Milk, quart.....	.03	Steel rails, ton.....	23.00
Molasses, N. O., gal.....	.32	Tin plate, 100 lbs.....	3.71
Rice, lb.....	.04	Trowels, each.....	.34
Salt, brl.....	.76	Wood screws, gross.....	.11
Soda, bicar., lb.....	.01	Zinc, sheet, 100 lbs.....	6.82
Spices, pepper, lb.....	.12		
Starch, corn, lb.....	.06	<b>LUMBER AND BUILDING MATERIALS.</b>	
Sugar, granulated, lb.....	.05	Brick, common, per M.....	8.10
Tallow, lb.....	.04	Cement, Portland, brl.....	1.43
Tea, Formosa, lb.....	.27	Hamlock, 2 by 4, per M.....	17.87
Vegetables, potatoes, bu.....	.40	Lime, common, brl.....	.89
		Linseed oil, raw, gal.....	.47
<b>CLOTHS AND CLOTHING.</b>		Maple, hard, 1 inch, per M.....	30.50
Blankets, all wool, lb.....	1.00	Oak, white, 1 in., 6 in. and up, per M.....	47.33
Boots and shoes, brogans, pair.....	1.00	Oxide of zinc, gal.....	.05
Boots and shoes, men's calf, pair.....	2.37	Pine boards, white, 1 by 10, per M.....	24.75
Boots and shoes, women's.....	.98	Pine boards, yellow, 1 and 1½, per M.....	24.92
Broadcloths, yard.....	1.99	Plate glass, square foot.....	.24
Calico, yard.....	.05	Putty, lb.....	.01
Carpets, Brussels, yard.....	1.15	Resin, brl.....	3.42
Carpets, Ingrain, yard.....	.55	Shingles, white pine, per M.....	3.50
Carpets, Wilton, yard.....	2.13	Spruce, 6 to 9 inches, per M.....	21.42
Cotton flannels, heavy, yard.....	.09	Tar, brl.....	1.76
Cotton thread, spool.....	.04	Turpentine, gal.....	.63
Denims, yard.....	.11	Window glass, 50 square feet.....	2.76
Drillings, brown, yard.....	.07		
Flannels, white, yard.....	.45	<b>DRUGS AND CHEMICALS.</b>	
Ginghams, yard.....	.05	Alcohol, grain, gal.....	2.43
Hosiery, men's cotton, dozen.....	.64	Alcohol, wood, refined, gal.....	.67
Hosiery, women's cotton, dozen.....	1.75	Alum, lump, lb.....	.02
Leather, harness, lb.....	.33	Glycerin, refined, lb.....	.12
Leather, sole, lb.....	.23	Muriatic acid, lb.....	.02
Linen thread, dozen spools.....	.88	Opium, lb.....	3.05
Overcoatings, Beaver, yard.....	2.44	Quinine, ounce.....	.21
Overcoatings, chinchilla, yard.....	2.39	Sulphuric acid, lb.....	.01
Print cloths, yard.....	.03		
Shawls, wool, each.....	2.24	<b>HOUSEFURNISHING GOODS.</b>	
Sheetings, bleached, yard.....	.20	Earthenware, plates, dozen.....	.44
Sheetings, brown, yard.....	.07	Earthenware, plates, granite, dozen.....	.46
Shirtings, bleached, yard.....	.07	Earthenware, cups and saucers, gross.....	3.39
Silk, raw, Italian, lb.....	4.11	Furniture, ash bedstead, bureau and washstand.....	12.35
Silk, raw, Japan, lb.....	3.99	Furniture, cane-seat maple chairs, doz.....	8.00
Suitings, Clay worsted, yard.....	1.09	Furniture, kitchen chairs, dozen.....	4.75
Suitings, serge, yard.....	.96	Furniture, table, kitchen, dozen.....	15.60
Tickings, yard.....	.11	Glassware, pitchers, ½ gal., dozen.....	1.05
Dress goods, alpaca, yard.....	.08	Glassware, tumblers, common, dozen.....	.15
Dress goods, cashmere, yard.....	.37	Table cutlery, knives and forks, gross.....	6.69
Wool, seoured, lb.....	.76	Woodenware, pails, dozen.....	1.70
Worsted yarns, lb.....	1.25	Woodenware, tubs, nest of 3.....	1.45
<b>FUEL AND LIGHTING.</b>		<b>MISCELLANEOUS.</b>	
Candles, lb.....	.09	Cottonseed meal, ton.....	26.36
Coal, anthracite, broken, ton.....	4.21	Cottonseed oil, gal.....	.27
Coal, anthracite, chestnut, ton.....	4.82	Jute, raw, lb.....	.04
Coal, anthracite, egg, ton.....	4.82	Malt, western, bu.....	.61
Coal, bituminous, ton.....	1.60	Paper, news, wood, lb.....	.02
Coke, ton.....	2.29	Paper, wrapping, lb.....	.05
Matches, gross.....	1.50	Proof spirits, gal.....	1.26
Petroleum, refined, gal.....	.07	Rope, manilla, ¾ inch, lb.....	.12
		Rubber, Para, lb.....	1.24
<b>METALS AND IMPLEMENTS.</b>		Soap, castile, lb.....	.06
Augers, ¾ inch, each.....	.31	Starch, laundry, lb.....	.03
Axes, each.....	.63	Tobacco, plug, lb.....	.49
Barb wire, 100 lbs.....	2.38	Tobacco, smoking, lb.....	.60
Chisels, 1 inch, each.....	.40		
Copper, ingot, lb.....	.16		

## IMPORTS OF MERCHANDISE.

Fiscal years ended June 30.

ARTICLES IMPORTED.	1905.		1906.	
	Quant's.	Values	Quant's.	Values.
Animals.....		\$3,357,454		\$3,914,422
Antimony.....		9,079,124		11,134,912
Art works.....		3,906,066		4,141,849
Books, music and other printed matter.....		4,589,858		5,601,345
Breadstuffs.....		6,557,347		4,513,667
Bristles.....lbs	2,469,596	2,370,498	2,741,549	2,645,746
Brushes.....		1,306,446		1,357,114
Cement.....lbs	382,754,136	1,276,597	392,963,827	1,302,239
Chemicals, drugs and dyes.....		64,779,559		74,452,664
Clays and earths.....	tons	200,445	240,699	1,483,278
Clocks and watches and parts of.....		2,966,495		3,105,136
Coal.....	tons	1,522,152	1,820,687	4,367,750
Cocoa or cacao.....lbs	74,690,773	8,836,686	81,172,433	8,096,656
Coffee.....lbs	104,779,2984	84,654,062	851,668,933	73,256,134
Copper and manufactures of.....		24,855,472		32,563,363
Cork and manufactures of.....		2,738,319		3,313,306
Cotton—Unmanufactured.....lbs	24,302,850	1,241,574	26,012,207	1,356,042
Manufactured.....		48,919,936		63,043,322
Earthen, stone and china ware.....		11,652,723		12,577,528
Feathers, natural and artificial.....		4,544,427		6,988,612
Fertilizers.....		4,524,700		4,446,360
Fibers—Unmanufactured.....	tons	304,910	306,054	39,360,290
Manufactured.....		40,125,406		51,457,581
Fish, fresh, cured or preserved.....		10,498,076		11,607,602
Fruits, including nuts.....		25,387,456		28,415,747
Furs and manufactures of.....		18,306,302		21,855,682
Glass and glassware.....		5,948,839		7,507,823
Hair.....		3,428,404		3,854,349
Hats, bonnets and hoods.....		4,379,473		4,571,184
Hides and skins.....lbs	337,874,862	64,764,146	425,280,110	83,882,167
Hide cuttings, raw, and other glue stock.....		1,120,070		1,150,426
Hops.....lbs	4,339,379	1,980,804	10,113,980	2,326,982
Household goods, wearing apparel, etc.....		3,263,384		3,941,875
India rubber and gutta percha and manufactures of.....		53,190,111		49,957,948
Iron and steel and manufactures of.....		25,180,847		31,782,841
Ivory, animal and vegetable.....lbs	20,316,633	2,053,841	21,655,730	1,995,544
Jewelry, precious stones, etc.....		35,065,158		42,120,715
Lead and manufactures of.....		3,912,758		4,312,009
Leather and manufactures of.....		11,666,233		15,140,925
Manganese ore and oxide of.....	tons	225,174	225,962	1,785,662
Marble and stone and manufactures of.....		1,569,469		1,636,783
Mattings and mats, etc.....sq. yds	47,983,317	3,600,088	46,128,026	3,831,436
Malt liquors.....gals	5,198,576	2,405,514	5,977,652	2,738,855
Metals and manufactures of.....		6,243,790		7,888,565
Musical instruments.....		1,280,125		1,277,435
Oils of all kinds.....		11,393,520		13,729,948
Paints, pigments and colors.....		1,524,301		1,695,808
Paper stock, crude.....		3,796,595		4,370,110
Paper and manufactures of.....		5,623,638		6,908,761
Plants, trees, shrubs and vines.....		1,510,435		1,509,052
Platinum.....lbs	6,980	1,851,285	9,265	2,678,546
Provisions, meats and dairy products.....		4,253,414		5,117,054
Rice.....lbs	106,483,515	2,010,966	166,547,957	3,082,203
Seeds.....		3,457,619		5,388,043
Silk—Unmanufactured.....		61,040,053		54,080,504
Manufactured.....		32,614,540		32,910,590
Spices.....lbs	53,028,757	4,583,356	56,246,959	5,188,116
Spirits, distilled.....gals	3,086,321	5,005,058	3,287,612	5,524,767
Sugar.....lbs	368,093,298	97,645,449	397,933,1430	85,460,088
Sulphur ore.....	tons	477,171	1,694,562	558,129
Tea.....lbs	102,706,599	16,230,858	99,621,750	14,580,878
Tin.....lbs	84,868,662	23,378,471	92,822,635	30,962,968
Tobacco—Unmanufactured.....lbs	33,288,378	18,058,677	37,355,477	22,447,514
Manufactured.....		4,107,169		4,143,192
Toys.....		4,964,457		5,887,863
Vegetables.....		3,983,272		5,062,362
Wines.....		10,241,921		10,196,968
Wood and manufactures of.....		29,564,223		35,528,565
Wool, hair of the camel, etc.—Unmanufactured.....lbs	249,135,746	46,225,558	201,688,668	39,068,372
Manufactured.....		17,893,663		23,040,683
Total value of merchandise*.....		\$17,442,302		\$49,123,878
		{ free		{ dut.
		600,070,769		676,839,965
Total value of imports of merchandise*.....		\$117,513,071		\$226,638,843

\*Includes all articles, specified and unspecified in above table.



EXPORTS OF MERCHANDISE.

Fiscal years ended June 30.

ARTICLES EXPORTED.	1905.		1906.	
	Quant's.	Values.	Quant's.	Values.
Agricultural Implements—Mowers and reapers.....		\$10,559,891		\$12,150,101
Plows and cultivators.....		2,892,060		4,128,331
All other.....		7,269,790		8,275,995
Total agricultural implements.....		20,721,741		24,554,427
Animals—Cattle.....	No.	567,806	584,239	42,081,170
Hogs.....	No.	44,496	50,170	630,998
Horses.....	No.	34,822	40,087	4,365,981
Mules.....	No.	5,826	7,167	989,639
Sheep.....	No.	268,365	142,630	804,000
All other.....	No.	205,497		267,690
Total animals.....		46,728,281		49,139,568
Books, maps and other printed matter.....		3,025,764		3,474,381
Breadstuffs—Barley.....	bu	10,661,655	17,729,390	8,653,231
Bread, etc.....	lbs	11,887,843	645,909	660,252
Buckwheat.....	bu	316,399	200,941	696,513
Corn.....	bu	88,807,223	47,446,921	117,718,657
Oats.....	bu	5,479,308	2,085,992	46,324,935
Rye.....	bu	1,423	1,191	1,355,528
Wheat.....	bu	4,394,402	3,905,579	34,973,291
Wheat flour.....	brls	8,826,335	40,176,136	13,919,048
Total breadstuffs (all kinds).....		107,732,910		186,468,901
Carriages, cars, cycles, automobiles.....		9,232,009		17,788,425
Chemicals, drugs, dyes, medicines.....		15,859,422		18,331,974
Clocks and watches.....		2,316,414		2,568,441
Coal.....	tons	9,019,870	29,158,322	9,125,993
Coffee.....	lbs	16,109,251	2,048,558	29,181,504
Coke.....	tons	550,188	2,228,442	679,673
Copper—Ore.....	tons	25,774	1,338,718	47,367
Manufactures of.....		86,225,291		81,282,664
Cotton—Unmanufactured.....	lbs	430484800	379,965,014	3634045170
Manufactures of.....		49,696,080		401,005,921
Fertilizers.....	tons	903,290	7,620,896	988,775
Fibers—Bags, twine, cordage, etc.....		6,766,809		8,686,365
Fish.....		6,527,863		8,157,211
Fruits and nuts.....		15,606,586		7,559,178
Furs and fur skins.....		6,599,222		15,274,158
Glass and glassware.....		2,252,799		8,002,282
Glucose or grape sugar.....	lbs	175,250,580	3,206,794	2,433,901
Grease.....		3,710,907		3,489,192
Gunpowder and other explosives.....		2,559,837		4,138,333
Hay.....	tons	66,557	1,089,505	3,568,038
Hides and skins.....	lbs	10,268,722	1,051,641	1,116,307
Hops.....	lbs	14,858,612	4,480,606	1,223,255
India rubber, manufactures of.....		4,985,762		3,125,843
Instruments—Scientific, telegraph, telephone, etc.....		8,172,980		6,543,735
Iron and steel and manufactures of.....		134,728,363		10,887,774
Jewelry and manufactures of gold and silver.....		1,419,225		160,984,985
Lamps, etc.....		1,579,125		1,763,400
Leather and manufactures of.....		37,936,745		1,954,091
Malt liquors.....		1,012,808		40,612,858
Marble and stone and manufactures of.....		1,283,219		1,116,776
Musical Instruments.....		3,144,787		1,464,561
Naval Stores—Resin, tar, turpentine and pitch.....	brls	2,355,537	7,204,512	3,168,052
Turpentine, spirits of.....	gals	15,894,813	8,902,101	9,998,317
Oil cake and oil cake meal.....	lbs	189457648	21,776,611	10,077,268
Oils—Animal.....	gals	1,925,167	619,492	23,991,514
Mineral (crude).....	gals	123,059,010	6,359,435	577,218
Mineral (refined).....	gals	961,055,804	71,888,317	7,016,181
Vegetable.....		16,632,232	139,688,615	74,770,015
Paints, pigments and colors.....		3,126,317		15,906,031
Paper and manufactures of.....		8,238,088		3,773,064
Paraffin and paraffin wax.....	lbs	161,891,918	7,789,160	9,536,065
Provisions—Beef, canned.....	lbs	66,688,568	6,588,958	8,808,245
Beef, fresh.....	lbs	299,486,569	22,138,365	6,430,446
Beef, salted.....	lbs	55,934,705	3,095,304	24,310,038
Beef, other cured.....	lbs	136,476	14,057	4,637,742
Tallow.....	lbs	63,536,992	3,022,173	22,063
Bacon.....	lbs	262,246,635	25,428,961	97,567,156
Hams.....	lbs	205,458,724	21,562,204	35,845,793
Pork, canned.....	lbs	10,254,239	993,394	194,267,949
Pork, fresh and salted.....	lbs	133,838,473	10,703,828	20,075,511
Lard.....	lbs	674,238,809	47,243,181	1,215,857
Lard compounds (cottonole, lardine, etc.).....	lbs	61,215,187	3,613,235	155,265,158
				60,132,061
				4,154,383

## EXPORTS OF MERCHANDISE.—CONTINUED.

ARTICLES EXPORTED.	1905.		1906.	
	Quant's.	Values.	Quant's.	Values.
Mutton.....lbs	640,837	852,509	516,345	851,169
Oleo and oleomargarine.....lbs	153,001,409	12,198,187	221,452,249	18,489,222
Poultry and game.....lbs		897,428		1,397,004
Sausage.....lbs	6,061,508	671,241	7,926,796	831,686
Sausage casings.....lbs		2,646,868		2,572,479
All other meat products.....lbs		4,242,052		4,127,488
Butter.....lbs	10,071,487	1,648,281	27,960,587	4,922,913
Cheese.....lbs	10,134,424	1,084,044	16,562,451	1,940,620
Milk.....lbs		2,156,616		1,889,690
Total provisions, etc.....		169,998,873		210,990,065
Seeds.....		2,557,747		8,912,662
Soap.....		2,670,231		2,781,179
Spirits, distilled.....gals	3,514,529	2,572,152	2,324,687	1,991,692
Starch.....lbs	61,450,444	1,430,572	66,574,881	1,470,797
Sugar and molasses.....		3,414,687		3,783,971
Tobacco—Unmanufactured.....lbs	334,302,001	29,800,816	312,227,202	28,808,367
Manufactures of.....		5,690,203		5,410,480
Vegetables.....		3,200,860		3,567,127
Wood and manufactures of.....		58,002,977		69,080,394
Wool and manufactures of.....		2,050,122		2,148,613
Zinc and manufactures of.....		2,190,112		2,780,199
Total value of exports of domestic merchandise*		149,174,664		171,795,382
Total value of exports of foreign merchandise.....		26,817,025		25,911,118
Total value of exports except gold and silver.....		151,856,166		174,864,500

\*Including articles not specified in above list.

## SUMMARY OF IMPORTS AND EXPORTS OF MERCHANDISE.

Fiscal years ended June 30.

GROUPS.	1905.		1906.	
	Values.	Per ct.	Values.	Per ct.
<b>IMPORTS.</b>				
Free of Duty—Articles of food and animals.....	\$129,998,259	25.13	\$118,180,750	21.50
Articles in a crude condition which enter into the various processes of domestic industry.....	289,185,508	55.88	313,992,522	57.13
Articles wholly or partially manufactured for use as materials in the manufactures and mechanic arts.....	68,032,879	13.15	83,943,190	15.27
Articles manufactured ready for consumption.....	17,248,227	3.38	20,159,106	3.67
Articles of voluntary use, luxuries, etc.....	12,977,429	2.51	13,348,310	2.43
Total free of duty.....	517,442,302	100.00	549,623,878	100.00
Dutiable—Articles of food and animals.....	143,626,086	23.94	136,977,219	20.23
Articles in a crude condition which enter into the various processes of domestic industry.....	97,285,863	16.20	101,863,634	15.05
Articles wholly or partially manufactured for use as materials in the manufactures and mechanic arts.....	75,119,157	12.52	91,502,195	13.52
Articles manufactured ready for consumption.....	148,631,855	24.77	186,237,567	27.52
Articles of voluntary use, luxuries, etc.....	135,407,808	22.57	160,298,980	23.68
Total dutiable.....	600,070,769	100.00	676,939,965	100.00
Free and Dutiable—Articles of food and animals.....	273,624,345	24.49	255,157,969	20.80
Articles in a crude condition which enter into the various processes of domestic industry.....	386,471,371	31.58	415,856,156	33.90
Articles wholly or partially manufactured for use as materials in the manufactures and mechanic arts.....	143,152,096	12.81	175,445,385	14.31
Articles manufactured ready for consumption.....	165,880,082	14.84	206,457,043	16.83
Articles of voluntary use, luxuries, etc.....	148,385,237	13.28	173,647,290	14.16
Total imports of merchandise.....	1,117,513,071	100.00	1,236,563,843	100.00
Percent of free.....		46.30		44.81
Duties collected from customs.....	262,000,528		300,657,413	
<b>EXPORTS.</b>				
Domestic—Products of—Agriculture.....	\$21,074,439	55.03	\$69,457,306	56.43
Manufactures.....	543,620,248	86.44	603,227,896	83.11
Mining.....	50,646,347	3.42	53,055,261	3.69
Forest.....	62,098,806	4.17	75,512,311	4.40
Fisheries.....	7,318,705	.48	8,212,820	.48
Miscellaneous.....	6,985,908	.46	8,487,848	.49
Total domestic.....	149,174,664	100.00	171,795,382	100.00
Foreign—Free of duty.....	13,865,768	51.72	13,013,344	50.22
Dutiable.....	12,951,257	48.28	12,897,774	49.78
Total foreign.....	26,817,025	100.00	25,911,118	100.00
Total exports.....	151,856,166		174,864,500	

VALUE OF IMPORTS AND EXPORTS OF MERCHANDISE BY COUNTRIES.

Fiscal years 1904-1906.

COUNTRY.	IMPORTS.			EXPORTS.		
	1904.	1905.	1906.	1904.	1905.	1906.
Europe—Austria-Hungary..	\$10,372,689	\$10,553,204	\$13,845,433	\$8,225,232	\$11,023,746	\$14,890,019
Azores and Madeira isl'ds.	19,753	22,941	26,391	281,818	206,007	196,882
Belgium.....	22,668,342	25,882,455	28,411,318	40,871,829	38,478,741	50,021,107
Denmark.....	693,596	1,008,750	1,256,663	14,052,821	14,881,568	22,943,926
France.....	81,410,347	89,830,445	108,415,350	84,279,480	76,337,471	97,832,480
Germany.....	109,188,554	118,268,356	135,142,996	214,780,992	194,220,472	234,742,102
Gibraltar.....	26,653	13,531	14,002	445,581	231,724	386,224
Greece.....	1,588,946	1,270,792	2,032,408	242,229	181,970	239,726
Greenland, Iceland, etc....	85,341	49,184	102,054	50	44	3,511
Italy.....	33,158,042	38,628,579	40,597,556	35,720,001	38,740,007	48,081,740
Malta, Gozo, etc.....	56,019	43,365	25,303	359,539	264,946	235,809
Netherlands.....	19,591,784	21,718,748	27,007,107	72,250,568	73,298,862	95,471,543
Norway.....	1,962,271	2,204,580	3,132,464	4,779,113	4,420,469	6,016,269
Portugal.....	5,243,587	6,439,207	5,139,708	1,965,118	2,083,846	1,462,763
Romania.....	5,592	8,224	4,026	234,078	902,506	117,608
Russia—Baltic and White sea.	9,535,792	9,204,153	10,463,057	16,410,368	13,904,631	13,704,491
Russia—Black sea.....	2,228,119	2,449,801	3,073,448	2,669,943	2,781,699	2,297,479
Servia.....	5,692	54,251	34,609	.....	1,600	1,873
Spain.....	8,246,173	8,786,507	10,639,653	15,762,344	17,068,474	19,099,336
Sweden.....	3,265,845	2,935,581	3,899,481	6,561,711	7,197,171	7,437,160
Switzerland.....	19,534,439	20,415,268	23,421,243	271,256	246,778	309,336
Turkey in Europe.....	3,890,837	5,173,252	6,508,518	461,351	527,488	874,449
United Kingdom.....	165,788,368	175,811,918	210,019,356	537,310,594	523,396,852	583,103,322
Total Europe.....	498,637,379	540,773,092	633,282,184	1,057,930,131	1,021,972,641	1,300,179,235
North America—Bermuda...	572,219	496,594	410,771	1,291,284	1,304,919	1,138,249
British Honduras.....	636,534	539,053	789,422	1,070,449	1,052,307	1,094,224
Dom. of Canada—Nova Scotia, N. Brunswick, etc	8,719,775	7,930,940	9,927,380	7,599,201	7,196,201	7,600,910
Quebec, Ontario, Manitoba, etc.....	35,389,782	46,169,229	47,242,763	117,447,753	126,646,200	141,131,444
British Columbia.....	7,443,234	8,360,463	11,078,907	6,188,031	6,687,120	8,004,321
Total Dominion of Can.	51,552,794	62,469,632	68,249,050	131,234,985	140,529,581	156,736,675
Newfoundland & Labrador	1,146,289	1,184,229	1,364,944	2,647,784	2,449,425	2,904,297
Central American States—						
Costa Rica.....	3,529,088	4,296,734	4,622,426	1,936,369	1,768,429	2,337,188
Guatemala.....	2,601,841	3,081,553	3,386,317	1,281,342	2,654,022	2,908,655
Honduras.....	2,047,981	2,111,312	1,724,865	1,527,387	1,730,345	1,642,251
Nicaragua.....	1,578,807	1,513,877	1,478,408	1,837,682	1,944,556	1,870,852
Panama.....	440,747	813,154	1,065,887	979,724	4,745,562	12,460,289
Salvador.....	948,409	1,113,169	1,131,734	937,171	1,318,426	1,401,276
Total Central American States.....	11,146,873	12,929,799	13,409,637	8,499,675	14,161,940	22,620,511
Mexico.....	43,633,275	46,470,876	50,965,177	45,844,720	45,756,116	58,182,278
Miquelon, Langley, etc....	1,619	3,080	255	77,155	51,106	105,036
West Indies—British.....	8,304,070	10,437,022	10,259,253	9,606,921	10,030,288	9,706,654
Cuba.....	76,384,418	86,304,250	84,979,821	27,377,445	38,380,601	47,763,688
Danish.....	422,307	400,904	566,361	649,960	619,549	726,810
Dutch.....	265,323	193,300	278,171	798,508	832,808	751,453
French.....	14,964	34,529	20,042	1,672,559	1,357,706	1,265,946
Haiti.....	1,214,133	1,101,450	1,185,477	2,594,740	2,297,080	3,307,840
Santo Domingo.....	2,885,432	4,664,209	3,086,338	4,443,754	1,666,789	2,018,248
Total West Indies.....	90,089,352	103,135,882	100,175,463	44,243,907	55,204,841	65,540,639
Total North America.....	198,778,952	227,229,145	235,364,719	234,909,959	260,570,235	308,381,969
South America—Argentina	9,835,161	15,354,901	18,379,063	16,902,017	23,564,056	32,673,359
Bolivia.....	.....	.....	.....	51,344	106,041	146,738
Brazil.....	76,152,745	99,843,094	80,416,524	11,046,856	10,985,930	14,530,471
Chile.....	10,775,310	11,071,613	7,945,476	4,834,857	5,391,357	8,067,227
Colombia.....	7,949,211	6,411,793	7,084,487	4,000,891	3,582,789	3,491,420
Ecuador.....	2,350,493	2,502,175	2,632,206	1,302,908	1,750,378	2,009,861
Falkland Islands.....	.....	.....	.....	.....	440	1,430
Galunas—British.....	1,446,123	1,512,541	1,016,405	1,751,733	1,884,365	1,749,009
Dutch.....	418,436	638,667	708,398	629,828	530,418	572,493
French.....	17,842	37,141	38,383	238,150	198,567	263,273
Paraguay.....	.....	2,205	750	21,393	33,130	51,917
Peru.....	2,800,915	3,152,964	2,454,706	3,991,340	3,657,225	4,833,220
Uruguay.....	1,644,413	3,158,836	2,711,807	2,133,321	1,940,034	2,905,573
Venezuela.....	6,878,948	7,169,830	8,034,701	3,165,463	3,213,573	3,258,133
Total South America.....	120,364,113	150,795,800	140,422,876	50,735,027	56,834,131	75,159,781

VALUE OF IMPORTS AND EXPORTS BY COUNTRIES.—CONTINUED.

COUNTRY.	IMPORTS.			EXPORTS.		
	1904.	1905.	1906.	1904.	1905.	1906.
Asia—Aden .....	\$2,044,528	\$2,208,986	\$2,312,238	\$1,465,981	\$1,172,854	\$1,708,789
Chinese empire .....	29,345,081	27,884,518	28,591,207	12,862,432	53,453,885	43,774,375
China—British .....	5,808	2,382	7,109	29,129	926	907
French .....	.....	.....	7,771	51,801	162,567	228,745
German .....	.....	.....	21,548	.....	.....	.....
Russian .....	2,143	.....	.....	537,523	8,500	21,512
East Indies—British India .....	30,594,625	34,296,146	46,763,975	5,630,217	5,431,576	6,197,089
Straits Settlements .....	14,368,428	16,576,122	17,171,899	930,012	1,786,991	1,024,311
Other British .....	2,711,275	2,817,943	3,240,965	113,453	329,371	233,302
Total British E. Indies .....	47,675,328	53,690,211	67,176,839	6,673,682	7,547,938	7,454,702
Dutch .....	10,325,672	18,462,648	20,575,521	1,609,718	1,669,890	1,766,159
French .....	27,969	17,461	12,073	18,376	127,595	8,672
Portuguese .....	12,496	.....	.....	52	221	430
Hongkong .....	1,519,212	1,552,428	1,829,040	10,458,554	10,769,554	7,034,907
Japan .....	46,537,478	51,821,629	52,551,520	24,980,421	51,719,858	38,464,952
Korea .....	290	828	218	387,579	1,013,283	1,065,294
Russia, Asiatic .....	136,169	137,674	282,207	332,184	333,454	2,813,544
Siam .....	.....	29,391	63,244	.....	155,101	355,471
Turkey in Asia .....	5,996,529	6,021,876	6,485,749	643,989	390,772	645,578
All other Asia .....	180,420	152,959	239,337	94,930	8,997	98,185
Total Asia .....	143,509,153	161,982,991	180,095,671	60,151,347	123,504,610	105,441,610
Oceania—British Australia .....	7,134,408	11,892,914	11,515,413	27,401,446	26,353,311	29,001,147
All other British Oceania .....	487,640	58,329	79,944	58,129	74,099	270,630
French Oceania .....	621,698	727,073	835,112	407,910	339,557	339,147
German Oceania .....	305	52,201	1,252	150,296	111,868	69,116
Philippine Islands .....	12,066,947	12,657,904	12,337,927	4,832,900	6,200,620	5,459,444
Total Oceania .....	20,310,968	25,388,421	24,769,658	32,850,681	33,079,446	35,139,544
Africa—British West Africa .....	146,929	16,396	7,407	2,349,621	2,223,481	1,857,940
British South Africa .....	365,255	628,249	981,808	17,964,573	11,985,198	11,704,668
British East Africa .....	336,803	953,718	717,507	507,276	469,731	523,875
Canary Islands .....	93,211	128,493	169,429	371,146	389,076	359,919
French Africa .....	246,715	625,071	743,582	431,912	812,334	1,334,033
German Africa .....	.....	.....	.....	34,923	84,799	67,686
Italian Africa .....	.....	.....	.....	.....	.....	17,600
Liberia .....	1,948	7	2,112	35,906	55,309	45,578
Madagascar .....	.....	.....	433	11,047	8,049	1,240
Portuguese Africa .....	9,859	14,789	58,066	1,891,707	1,736,758	2,420,891
Spanish Africa .....	15,493	8,646	2,802	12,384	2,393	7,366
Turkey in Africa—Egypt .....	7,868,244	8,580,751	9,391,621	564,957	752,489	1,163,128
Tripoli .....	47,393	65,124	8,418	.....	1,325	1,488
All other Africa .....	294,926	322,378	545,510	54,664	19,661	56,940
Total Africa .....	9,426,776	11,343,622	12,628,735	24,230,126	18,540,603	19,562,361
Grand total .....	991,087,371	1,117,513,071	1,226,563,843	1,460,827,271	1,518,561,666	1,748,864,500

IMPORTS AND EXPORTS OF DOMESTIC AND FOREIGN MERCHANDISE BY CONTINENTS (1899-1906).

Fiscal years ended June 30.

CONTINENT.	1899.	1900.	1901.	1902.	1903.	1904.	1905.	1906.
<b>IMPORTS.</b>								
Europe .....	\$353884534	\$440567314	\$420620452	\$475161941	\$547226887	\$498697379	\$540773092	\$636282184
North America .....	112,150,911	130,035,221	145,158,104	151,076,524	188,736,475	198,778,952	227,229,145	235,364,719
South America .....	86,587,893	93,697,774	110,397,342	119,783,756	107,428,323	120,364,113	150,795,800	140,422,872
Asia and Oceania .....	134,689,091	174,453,438	129,072,806	143,849,112	163,745,001	165,820,151	187,371,412	204,865,329
Africa .....	10,436,060	11,218,437	8,933,461	13,447,015	12,581,651	9,426,776	11,343,622	12,628,735
Total .....	697,148,489	849,941,184	823,172,165	903,320,948	1,025,792,377	991,087,371	1,175,130,711	1,226,563,843
<b>EXPORTS.</b>								
Europe .....	936,602,093	1,040,617,765	1,136,504,605	1,008,033,981	1,022,579,757	1,057,930,131	1,020,726,411	1,200,179,235
North America .....	157,931,707	187,594,625	196,534,460	203,971,080	215,482,769	234,909,939	240,570,235	308,351,969
South America .....	35,659,902	33,945,733	44,400,195	38,045,671	41,137,572	50,755,027	56,894,131	75,159,731
Asia and Oceania .....	78,295,176	108,305,082	84,783,113	98,202,118	95,827,528	93,002,028	161,584,656	140,551,154
Africa .....	18,594,424	19,469,849	25,542,618	33,468,605	38,436,833	24,230,126	18,540,603	19,532,361
Total .....	1,227,023,302	1,394,530,829	1,437,764,991	1,381,749,001	1,420,416,799	1,460,827,271	1,518,561,666	1,748,864,500

VALUE OF IMPORTS AND EXPORTS.

81

TOTAL VALUE OF IMPORTS AND EXPORTS INTO AND FROM THE UNITED STATES

From Oct. 1, 1890, to June 30, 1906.

FISCAL YEAR.*	MERCHANDISE.			SPECIE.		MDSE. AND SPECIE COMBINED.		
	Imports.	Exports.	Exc'ss of imports (rom.) or exports (italics).	Imports, gold and silver.	Exports, gold and silver.	Total imports.	Total exports.	Excess of imports (roman) or exports (italics).
1790.....	\$23,000,000	\$20,205,156	\$2,794,844			\$23,000,000	\$20,205,156	\$2,794,844
1791.....	29,200,000	19,012,041	10,187,959			29,200,000	19,012,041	10,187,959
1792.....	31,500,000	20,753,088	10,746,912			31,500,000	20,753,088	10,746,912
1793.....	31,100,000	26,109,572	4,990,428			31,100,000	26,109,572	4,990,428
1794.....	34,600,000	33,043,725	1,556,275			34,600,000	33,043,725	1,556,275
1795.....	69,756,268	47,989,872	21,766,396			69,756,268	47,989,872	21,766,396
1796.....	81,436,164	58,574,025	22,861,539			81,436,164	58,574,025	22,861,539
1797.....	75,379,406	51,294,710	24,084,696			75,379,406	51,294,710	24,084,696
1798.....	68,551,700	61,327,411	7,224,289			68,551,700	61,327,411	7,224,289
1799.....	79,069,148	73,665,522	4,403,626			79,069,148	73,665,522	4,403,626
1800.....	91,252,768	70,971,780	20,280,988			91,252,768	70,971,780	20,280,988
1801.....	111,393,511	93,020,513	18,342,998			111,393,511	93,020,513	18,342,998
1802.....	76,333,333	71,957,144	4,376,189			76,333,333	71,957,144	4,376,189
1803.....	64,666,666	55,800,033	8,866,633			64,666,666	55,800,033	8,866,633
1804.....	85,000,000	77,699,074	7,300,926			85,000,000	77,699,074	7,300,926
1805.....	120,600,000	95,506,021	25,093,979			120,600,000	95,506,021	25,093,979
1806.....	129,410,000	101,596,965	27,813,035			129,410,000	101,596,965	27,813,035
1807.....	138,500,000	108,343,150	30,156,850			138,500,000	108,343,150	30,156,850
1808.....	56,900,000	22,490,960	34,559,040			56,900,000	22,490,960	34,559,040
1809.....	59,400,000	52,203,233	7,196,767			59,400,000	52,203,233	7,196,767
1810.....	85,400,000	66,757,970	18,642,030			85,400,000	66,757,970	18,642,030
1811.....	53,400,000	61,316,832	7,916,832			53,400,000	61,316,832	7,916,832
1812.....	77,030,000	38,527,236	38,502,764			77,030,000	38,527,236	38,502,764
1813.....	22,005,000	27,856,017	5,851,017			22,005,000	27,856,017	5,851,017
1814.....	12,965,000	6,927,441	6,037,559			12,965,000	6,927,441	6,037,559
1815.....	113,041,274	52,557,753	60,483,521			113,041,274	52,557,753	60,483,521
1816.....	147,105,000	81,920,052	65,182,948			147,105,000	81,920,052	65,182,948
1817.....	99,250,000	87,671,569	11,578,431			99,250,000	87,671,569	11,578,431
1818.....	121,750,000	93,281,133	28,468,867			121,750,000	93,281,133	28,468,867
1819.....	87,125,000	70,142,521	16,982,479			87,125,000	70,142,521	16,982,479
1820.....	74,450,000	69,691,669	4,758,331			74,450,000	69,691,669	4,758,331
1821.....	54,520,834	54,595,323	75,489	\$8,064,300	\$10,478,059	62,585,724	65,074,882	2,488,658
1822.....	79,871,635	61,350,101	18,521,534	3,369,846	10,810,180	83,241,541	72,160,281	11,081,260
1823.....	72,481,371	68,236,043	4,155,328	5,097,836	6,372,887	87,575,212	74,690,030	2,880,257
1824.....	72,169,127	68,972,105	3,197,022	6,378,970	7,014,552	90,548,142	75,980,651	4,567,485
1825.....	90,189,510	70,738,333	19,451,177	6,150,765	8,737,055	96,346,075	79,555,388	16,790,687
1826.....	78,035,511	72,890,789	5,144,722	6,880,946	4,704,563	84,974,477	77,595,592	7,378,885
1827.....	71,532,938	74,309,947	2,777,009	8,151,130	8,014,880	79,488,028	82,324,827	2,846,799
1828.....	81,020,083	64,021,012	16,998,873	7,489,741	8,245,476	89,504,524	72,264,686	17,239,838
1829.....	67,088,915	67,454,651	345,736	7,403,612	4,924,020	74,432,527	72,338,671	2,135,856
1830.....	62,720,956	71,070,735	8,949,779	8,155,954	2,178,773	70,876,920	73,849,606	2,972,686
1831.....	95,885,179	72,985,652	22,899,527	7,305,945	9,014,931	103,199,124	81,310,589	21,888,535
1832.....	95,121,762	81,520,603	13,601,159	5,907,504	6,656,910	101,028,265	87,176,943	13,851,323
1833.....	101,047,943	87,523,732	13,519,211	7,073,868	2,611,701	108,118,311	90,140,433	17,977,878
1834.....	108,000,700	102,290,215	5,749,485	17,911,632	2,076,758	126,521,332	104,336,975	22,184,359
1835.....	136,764,295	115,215,802	21,548,493	13,131,447	6,477,775	149,898,742	121,098,577	28,202,165
1836.....	176,579,154	124,338,704	52,240,450	13,400,881	4,324,336	180,900,935	128,663,040	52,237,895
1837.....	190,472,805	111,443,127	79,029,676	10,516,414	5,976,249	196,449,054	117,419,376	79,029,676
1838.....	95,970,288	104,978,570	9,008,282	17,747,116	3,508,046	113,717,414	108,486,416	5,230,998
1839.....	156,490,356	112,351,673	44,248,285	5,595,176	8,776,413	162,092,132	121,028,416	41,063,716
1840.....	98,285,706	123,663,932	25,407,226	4,983,633	8,417,014	107,062,722	132,055,946	24,942,427
1841.....	122,357,544	111,817,471	10,540,073	4,087,016	10,054,332	127,316,577	121,851,804	5,464,773
1842.....	96,075,071	92,855,689	6,782,225	22,320,335	1,520,730	64,758,799	84,346,480	19,592,611
1843.....	62,494,468	105,745,832	3,441,226	5,890,429	5,554,214	108,433,035	111,200,046	2,767,011
1844.....	102,904,600	106,040,111	7,144,211	4,070,242	8,606,495	117,254,564	114,646,006	2,608,558
1845.....	118,184,322	100,583,248	17,601,074	3,338,817	3,905,268	121,801,797	113,488,516	8,313,281
1846.....	117,914,065	156,744,508	38,837,249	24,121,280	1,907,024	146,545,638	158,648,622	12,102,984
1847.....	122,424,349	138,190,515	15,766,166	6,360,284	15,841,616	148,988,928	154,032,131	5,043,203
1848.....	148,638,644	140,351,172	8,355,027	6,651,240	5,404,648	147,857,433	145,755,820	2,101,613
1849.....	141,205,199	144,575,726	3,370,527	4,628,792	7,522,994	178,138,318	151,588,720	26,549,598
1850.....	177,750,426	188,915,259	11,164,833	5,453,503	2,977,752	216,224,932	218,388,011	2,846,921
1851.....	207,440,388	196,984,241	10,456,167	5,505,044	42,674,185	212,945,442	208,688,366	4,257,076
1852.....	263,777,265	203,489,282	60,287,983	4,201,582	27,486,785	267,978,647	230,976,157	37,002,490
1853.....	297,509,794	237,043,764	60,466,030	6,753,587	41,281,504	304,566,331	278,325,268	26,241,063
1854.....	257,908,708	218,900,503	38,998,205	3,659,812	56,247,343	261,468,520	275,156,846	86,311,674
1855.....	310,432,510	281,219,423	29,213,087	4,207,632	45,745,483	314,630,942	326,941,908	87,689,034
1856.....	348,428,842	293,823,760	54,605,082	12,461,799	69,136,922	360,800,111	302,900,682	57,899,429
1857.....	283,338,654	272,011,274	11,327,380	19,274,496	52,633,147	282,638,150	324,644,421	42,011,271
1858.....	331,333,341	292,902,051	38,431,290	7,434,789	63,887,411	338,768,130	356,789,462	17,021,332
1859.....	353,616,119	303,576,057	50,040,062	8,550,185	66,546,239	362,166,254	376,922,296	85,243,958
1861.....	289,310,542	219,553,833	69,756,709	46,339,611	29,791,080	335,650,153	249,344,913	86,305,240

Specie included with merchandise prior to 1821.

TOTAL VALUE OF IMPORTS AND EXPORTS.—CONTINUED.

FISCAL YEAR*	MERCHANDISE.		Ex'cess of imports (rom.) or exports (italics).	SPECIE.		MDSE. AND SPECIE COMBINED.		Ex'cess of imports (roman) or exports (italics).
	Imports.	Exports.		Imports, gold and silver.	Exports, gold and silver.	Total imports.	Total exports.	
1862.....	\$189,356,677	\$190,070,501	\$1,313,284	\$16,415,062	\$86,887,640	\$205,771,729	\$227,558,141	\$21,786,412
1863.....	243,335,815	203,964,447	39,371,368	9,584,105	64,156,611	252,919,920	268,121,058	15,201,138
1864.....	316,447,283	168,837,988	157,609,295	13,115,612	105,396,541	329,562,895	264,234,529	65,328,366
1865.....	238,745,580	166,029,303	72,716,277	9,810,072	67,643,226	248,552,621	2-3,672,529	14,883,123
1866.....	434,812,066	348,859,522	85,952,544	10,700,092	86,044,071	445,512,158	434,903,593	10,608,565
1867.....	395,761,096	294,506,141	101,254,955	22,070,475	60,868,372	417,831,571	355,374,513	62,457,058
1868.....	457,436,440	281,952,890	175,483,541	14,188,368	93,784,102	371,624,808	375,737,001	4,112,193
1869.....	317,506,379	296,117,697	131,388,682	19,807,876	57,138,380	437,314,255	343,256,077	94,058,178
1870.....	435,958,408	392,771,768	43,186,640	26,419,179	58,156,666	462,377,587	450,927,434	11,450,153
1871.....	520,223,684	442,820,178	77,403,506	21,270,024	98,441,988	541,493,708	541,262,166	231,542
1872.....	626,535,077	444,177,586	182,417,491	13,743,689	79,877,534	604,338,766	624,055,120	116,283,646
1873.....	642,136,210	522,479,922	119,656,288	21,480,987	84,608,574	663,617,147	607,083,496	56,528,651
1874.....	567,406,342	586,283,040	18,876,698	28,454,906	66,630,405	595,861,248	632,913,445	57,052,197
1875.....	533,005,436	513,442,711	19,562,725	20,900,717	56,162,237	553,906,153	605,574,853	51,668,700
1876.....	460,741,190	640,384,671	79,643,481	15,936,681	56,506,502	476,677,871	586,890,973	120,213,102
1877.....	451,323,126	502,475,220	151,152,094	40,774,414	56,162,237	492,097,540	658,037,457	169,539,917
1878.....	437,051,532	604,965,766	257,814,234	29,821,314	33,740,125	466,872,846	728,605,891	261,733,045
1879.....	445,777,775	710,439,441	264,661,666	20,296,000	24,997,411	466,073,775	735,436,882	269,363,107
1880.....	667,954,748	835,638,058	167,683,912	93,034,310	17,142,919	760,989,056	952,781,971	91,792,521
1881.....	642,664,626	907,377,346	259,712,718	110,575,497	19,406,847	753,240,125	821,784,193	168,544,068
1882.....	724,639,574	750,542,257	25,902,683	42,472,300	49,417,479	767,111,964	799,956,739	32,847,772
1883.....	723,180,914	823,839,402	100,658,488	28,489,391	31,820,333	751,670,305	856,050,735	103,889,540
1884.....	667,637,938	704,513,603	72,815,916	37,426,262	67,133,383	705,123,965	801,646,982	102,523,037
1885.....	577,527,329	742,189,755	164,662,426	43,242,323	42,251,525	620,769,652	784,421,280	163,651,628
1886.....	665,436,136	679,524,304	44,088,694	38,593,656	72,463,410	674,029,792	751,988,240	77,958,448
1887.....	692,319,768	716,183,211	23,863,443	60,170,792	35,997,691	752,490,560	752,180,902	309,668
1888.....	723,957,114	695,954,507	28,002,607	59,337,986	46,414,183	785,295,100	742,368,690	40,926,410
1889.....	745,131,652	742,401,375	2,780,277	28,963,073	96,641,533	774,094,725	839,042,908	64,948,183
1890.....	789,310,409	857,828,684	68,518,275	33,976,326	52,148,420	823,286,735	909,977,104	66,690,369
1891.....	844,116,196	884,480,910	39,564,614	36,259,447	108,953,642	881,175,643	993,434,452	112,258,869
1892.....	827,402,462	1,060,278,148	202,875,686	69,654,540	83,005,836	897,057,002	1,113,284,034	216,227,032
1893.....	866,400,922	847,065,194	18,735,726	44,967,633	149,418,163	910,768,555	977,083,357	66,314,802
1894.....	654,964,622	802,140,572	237,145,950	85,735,671	127,429,326	740,730,293	1,019,569,898	278,839,605
1895.....	731,969,962	807,533,165	75,558,200	56,595,939	113,763,767	783,565,904	921,301,932	132,736,028
1896.....	779,724,574	882,006,938	102,882,264	62,302,251	172,951,617	842,026,925	1,055,558,555	213,531,630
1897.....	764,730,412	1,050,993,556	286,263,144	115,548,007	102,308,218	880,278,419	1,153,301,774	273,023,355
1898.....	616,049,051	1,231,482,330	615,432,676	151,319,455	70,511,630	767,369,109	1,301,949,900	534,624,851
1899.....	697,148,454	1,227,023,302	529,874,813	119,629,659	80,841,141	816,773,148	1,320,864,443	504,086,295
1900.....	849,941,184	1,394,483,082	544,541,898	79,829,486	104,979,034	924,770,671	1,499,462,116	569,691,446
1901.....	823,172,165	1,487,764,991	664,592,826	102,437,708	117,470,357	925,609,873	1,605,235,948	679,625,475
1902.....	903,320,948	1,331,719,401	478,398,453	80,253,508	98,301,340	983,574,456	1,480,020,741	496,436,285
1903.....	1,025,719,237	1,420,141,679	394,422,442	69,145,518	91,340,854	1,094,864,755	1,520,482,533	425,617,778
1904.....	991,037,371	1,400,827,271	469,739,900	226,824,182	130,932,688	1,177,911,553	1,591,759,959	473,848,406
1905.....	1,117,513,071	1,158,561,096	401,048,595	81,133,826	141,442,836	1,198,646,897	1,690,004,502	461,357,695
1906.....	1,226,563,843	1,743,864,500	517,300,657	140,664,270	103,442,654	1,367,228,112	1,847,307,154	520,079,041

\*Fiscal year ended Sept. 30 prior to 1843; since that date ended June 30.

NOTE—Merchandise and specie are combined in the columns at right of table for the purpose of showing the total inward and outward movement of values by years.

GOLD AND SILVER.

METAL.	1905.	1906.
Gold—Imports.....	\$53,648,961	\$86,221,730
Exports.....	32,534,024	38,573,591
Silver—Imports.....	27,484,865	44,442,540
Exports.....	48,848,812	65,869,063

TONNAGE.

VESSELS.	1905.	1906.
Entered—Sailing.....	3,182,923	3,358,044
Steam.....	27,800,288	30,790,481
Cleared—Sailing.....	3,277,289	3,471,588
Steam.....	27,880,252	30,311,834

TERRITORIAL GROWTH OF THE UNITED STATES.

ACQUISITION.	Year ac- quired.	Area in sq. miles.	Price paid.	ACQUISITION.	Year ac- quired.	Area in sq. miles.	Price paid.
Original territory.....		827,844		Hawaii.....	1898	6,449	Annexed
Louisiana.....	1803	1,182,732	\$27,267,621	Porto Rico.....		3,600	
Florida.....	1819	59,268	6,489,768	Philippine Islands.....	1899	114,000	\$20,000,000
Texas.....	1845	371,063	Annexed	Guam.....		200	
Bought of Texas.....	1850	96,707	16,000,000	Isle of Pines.....	1899	882	
Mexican purchase.....	1848	522,568	15,000,000	Watu Island.....	1899		Annexed
Gasden purchase (from Mexico).....	1853	40,585	10,000,000	Tutula gro'p.Samoa.....	1900	70	Annexed
Alaska.....	1867	540,834	7,000,000	Cagayan de Jolo.....			
				Sabutu.....	1900		100,000

## UNITED STATES CUSTOMS DUTIES.

Following is a list of the existing tariff rates on articles in common use or of extensive importation, with especial reference to such as are made or dealt in by the leading American trusts. The abbreviation n. s. p. signifies "not specially provided for." The amounts given in dollars and cents are specific and the percentages are ad valorem duties

Agricultural implements, 20%.	8c per 100 lbs.; india rubber, etc., 20%.	Flour, wheat, 25%.
Alcohol, amyl or fusel oil, 1/4c lb.	Charcoal, 20%.	Flowers, artificial, 50%.
Animals, n. s. p., 20%; for breeding, free; cattle, less than 1 year old, \$2 per head; value under \$14, \$3.75 head; value over \$14, 27 1/2%; hogs, \$1.50 head; horses and mules, value under \$150, \$30 head; value over \$150, 25%; sheep 1 year or older, \$1.50; under 1 year, 75c head.	Cheese, 6c lb.	Fruits, green, n. s. p., free; dried, 2c lb.; cherries, 25c bu.; cranberries, 25%; dates, 1/2c lb.; figs, 2c lb.; jellies, 35%; preserved, n. s. p., 1c lb. and 35%; prunes, 2c lb.; raisins, 2 1/2c lb.
Apples, green, 25c a bu.; dried, 2c lb.	Chemical compounds, n. s. p., 25%.	Furniture (wood), 35%.
Art, works of, such as paintings and statuary, 20%; by American artists, free.	China, plain, 55%; decorated, 60%.	Fur, manufactures, n. s. p., 35%; skins, unressed, free.
Bacon and hams, 5c lb.	Chocolate and cocoa, value not over 15c lb., 2 1/2c lb.; value 15c to 24c, 2 1/2c lb. and 10%; value 24c to 35c, 5c lb. and 10%; value over 35c, 50%.	Glass, n. s. p., 45%; polished plate, from 8c to 35c per square foot, according to size; polished and silvered, from 11c to 38c square foot; common window glass, 1 1/2c to 4 1/2c per square foot.
Barley, 30c bu. of 48 lbs.; malt, 45c bu. of 34 lbs.	Cigars, cigarettes, \$4.50 lb. and 25%.	Glass, articles of, ornamented, 60%; manufactures, n. s. p., 45%.
Barrels, casks, empty, 30%.	Clocks, n. s. p., 40%.	Gloves, cotton, 50%; fur, 35%; linen, 50%; leather, from \$1.75 to \$4.75 per doz. pairs, according to length.
Baskets, 35% to 60%.	Clothing, cotton, 50%; fur, 35%; rubber, 30%; silk, 60%; wool, 44c lb. and 60%.	Glucose or grape sugar, 1 1/2c lb.
Beaded fabrics, not wool, 60%; wool, 50c lb. and 60%.	Coal, free; coke, 20%.	Glue, value less than 10c lb., 2 1/2c lb.; over 10c, 25%.
Beads, not strung, 35%; in jewelry, 60%.	Coffee, free.	Gold, manufactures, 45%; jewelry, 60%.
Beans, edible, 45c bu. of 60 lbs.	Combs, 35% to 60%.	Grass fibers, n. s. p., 45%.
Beef, fresh, 2c lb.	Copper, manufactures of, 45%; ingots, ores, free.	Gutta-percha, manufactures of, n. s. p., 35%.
Bindings, 45% to 60%.	Cork bark, 8c lb.; manufactures, 25%.	Hair, human, unmanufactured, 20%; manufactures of, 35%.
Birds, free; dressed for ornaments, 50%.	Corn, 15c bu. of 56 lbs.	Hats, caps, bonnets and hoods, from 35% to 60%, according to material.
Biscuit and crackers, 20%.	Cornstarch (food), 20%.	Hay, \$4 per ton.
Blankets, 22c lb. and 30%; value 40c to 50c, 33c lb. and 35%; value over 50c, 33c lb. and 40%; over 3 yards long, 33c to 44c lb. and 50% to 55%.	Cotton, raw, free; cloth, from 1c to 8c square yard and 45%; duck, 35%; articles made of, without silk, 45%; with silk, 50%.	Hemp, hacked, \$40 per ton; not hacked, \$20; manufactures, n. s. p., 45%.
Bone, manufactures of, n. s. p., 30%.	Cotton-seed meal, 20%; oil, 4c gal.	Hides, raw, 15%.
Books, pamphlets, 25%; printed 20 years, free.	Cotton thread on spools, 6c doz.	Honey, 20c gal.
Boots and shoes (leather) 25%.	Diamonds, cut but not set, 10%; rough, free; set, 60%.	Hops, 12c lb.
Bottles, glass, ornamented, 60%; plain, empty, 1c to 1 1/2c, but not less than 40%.	Drugs, crude, free; refined or ground, 1/2c lb. and 10%.	Horn, manufactures, n. s. p., 30%.
Braids, cotton, linen, rubber, silk, 60%; grass, straw, 30%.	Dyewoods, crude, free; extracts, 1/2c lb.	India rubber, manufactures of, n. s. p., 30%; vulcanized, 35%.
Bronze, manufactures, 45%.	Earthenware, plain, 25%; decorated, 55% to 60%.	Ink, 25%.
Brushes, 40%.	Eggs, n. s. p., 5c doz.	Iron and steel, common sheets, various specific rates, according to value per lb., average 45.43% ad val.; manufactures of, n. s. p., 45%; beams, girders, etc., 1/2c lb.; hoop, band or scroll, n. s. p., 5-10c to 8-10c lb.; round iron or steel wire, average 40.22% ad val.; wire nails not less than 1 inch long, etc., 1/2c lb.; iron or steel tubes, etc., 2c lb. or 35%; cast-iron pipe, 4-10c lb.; rails, 7-20c lb.
Buggies, carriages, 45%.	Embroideries, 60%.	Ivory, unmanufactured, free; manufactured, 35%.
Butter and substitutes for, 6c lb.	Engravings, 25%.	
Buttons, sleeve and collar, gilt, 50%.	Envelopes, plain, 20%; other, 35%.	
Cameras, 45%.	Fans, palmleaf, free; all other, 60%.	
Canvas, sail, cotton, 35%.	Feathers, for beds, 15%; plain, 15%; colored, etc., 50%.	
Carbons, for electric lights, 90c per 100; pots, 20%.	Felt, roofing, 10%.	
Carpets, 2-ply ingrain, 18c square yard and 40%; Brussels, 44c square yard and 40%; Axminster, 60c square yard and 40%; Wilton, ditto; rugs, 5c to 10c square yard and 35% to 40%.	Felts, not woven, n. s. p., 44c lb. and 60%.	
Cement, Portland, hydraulic,	Fertilizers, free.	
	Fish, American fisheries, free; anchovies, sardines and the like, 1/4c to 10c per pkg., according to size; smoked, dried, 3/4c lb.; hali-but, 1c lb.; herrings, pickled, 1c lb.; fresh, 1/4c lb.; lobsters, free; mackerel, salmon, 1c lb.	
	Flax, manufactures of, n. s. p., 45%.	
	Flaxseed, 25c bu. of 56 lbs.	

- Jet, manufactures of, n. s. p., 50%.
- Jewelry, 60%.
- Jute, manufactures of, n. s. p., 45%.
- Knit wearing apparel, 60%.
- Knives, pocket, 40% to 20c each and 40%, according to value; other knives, 45%.
- Lace, articles of, n. s. p., 60%.
- Lamps, 45% to 60%.
- Lard, 2c lb.
- Laths, 25c per 1,000.
- Lead, manufactures of, n. s. p., 45%; in any form, n. s. p., 2½c lb.
- Leather, n. s. p., 20%; manufactures, n. s. p., 35%.
- Linen, manufactures, 45%; clothing, 60%.
- Linseed, 25c bu. of 56 lbs.; meal, 20%; oil cake, free; oil, 20c gal. of 7½ lbs.
- Liquors, ale, porter and beer, in bottles, 40c gal.; brandy, n. s. p., \$2.25 prf. gal.; cordials, whisky, gin, \$2.25 prf. gal.; champagne and all sparkling wines, in bottles of 1 pint to 1 quart, \$8 doz.
- Macaroni, etc., 1½c lb.
- Manila cordage, 1c lb.
- Mantels, slate, 20%; marble, 50%; wood, 35%.
- Maple sirup, sugar, 4c lb.
- Marble, in blocks, 65c cub. ft.; manufactures, n. s. p., 50%.
- Marmalade, 1c lb. and 35%.
- Matches, friction, 8c gross, in boxes of 100 each; not /n boxes, 1c per 1,000.
- Matting, floor, n. s. p., value not over 10c square yard, 3c square yard; over 10c, 7c square yard and 30%.
- Meats, prepared or preserved, n. s. p., 25%; in carcasses, except beef, pork, mutton or poultry, 10%.
- Meerschbaum, crude, free; pipes, 60%.
- Milk, fresh, 2c gal.
- Mineral waters, 20c to 30c doz. bottles.
- Mirrors, 45%.
- Molasses (see "Sugars").
- Musical instruments, 45%.
- Mutton, fresh, 2c lb.
- Nails, cut, 6-10c lb.; horse-shoe, 2¼c lb.; wire, 1 inch and over, ¼c lb.
- Naphtha, 20%.
- Needles, n. s. p., 25%; darning, free.
- Nickel, manufactures, 6c lb.
- Nuts, n. s. p., 1c lb.; almonds, not shelled, 4c lb.; shelled, 6c lb.; filberts, shelled, 5c lb.; not shelled, 3c lb.; walnuts, shelled, 5c lb.; not shelled, 3c lb.
- Oats, 15c bu.
- Ollcloth for floors, n. s. p., 8c square yard and 15%.
- Oils, n. s. p., 25%; castor, 35c gal.; cod liver, 15c gal.; olive, n. s. p., 40c gal.
- Onions, 40c bu.
- Opium, crude, \$1 lb.; prepared for smoking, \$6 lb.
- Ore, iron, 40c ton; lead bearing, 1½c lb.; antimony, ground, 20%; other, free.
- Oysters, free.
- Paints, colors and pigments, n. s. p., 30%.
- Palm leaf, manufactures, 30%.
- Paper, n. s. p., 25%; manufactures of, 35%; boxes, 45%; photographic, 3c lb. and 10%; printing, 3-10c lb. to 15%; stock, crude, free.
- Paper, writing, from 2c lb. and 10% to 3¼c and 25%.
- Pencils, lead, 45c gross and 25%.
- Pens, except gold, 12c gross.
- Pepper, unground, free; other, 2¼c to 3c lb.
- Perfumery, nonalcoholic, 50%; alcoholic, 60c lb. and 45%.
- Pewter, manufactures of, 45%.
- Phosphorus, 18c lb.
- Photographic lenses, slides, negatives, 45%; plates or films, 25%.
- Photographs, printed for more than 20 years, free; on glass, 45%; paper, 25%.
- Pickles, n. s. p., 40%.
- Pins, not jewelry, 35%.
- Plants, nursery stock, n. s. p., 25%.
- Plaster, court, etc., 35%.
- Porcelain, 55% to 60%.
- Pork, fresh, 2c lb.
- Potatoes, 60 lbs. to bu., 25%.
- Poultry, live, 3c lb.; dressed, 5c lb.
- Powder, gun, 4c to 6c lb.; tooth, 50%.
- Preclous stones, not set, 10%; set, 60%; imitations, not set, 20%.
- Proprietary articles and medicines, 25% to 50%.
- Pulp, wood, n. s. p., 35%; mechanically ground, 1-12c lb.
- Rabbits, live, 20%; dressed, 10%.
- Rags, wool, 10c lb.; other, free.
- Railroad ties, wood, 20%.
- Rattan, in rough, free; manufactured, 10% to 35%.
- Reapers, 20%.
- Rice, cleaned, 2c lb.; uncleaned, 1¼c lb.
- Rubber boots and shoes, 44c lb. and 60%.
- Rye, 10c bu.
- Salt, in bags, 12c per 100 lbs.; in bulk, 8c per 100 lbs.
- Sausages, bologna, German, free; other, 20% to 25%.
- Scissors, 15c doz. and 15% to 75c doz. ard 25%.
- Screws, 4c to 12c lb.
- Seeds, n. s. p., 30%.
- Sewing machines, 35% to 45%.
- Shingles, 30c per 1,000.
- Silk, carded and combed, 40c lb.; manufactures, 50%; appliqued articles, 60%; cocoons, free; fabrics, from 50c lb., but not less than 50%, to \$4.50 lb., but not less than 50%; laces, 60%.
- Silver, manufactures, n. s. p., 45%; bullion, free.
- Skins, hides of cattle, 15%; of all kinds; n. s. p., free; bird, 15% to 50%.
- Slate, manufactures, n. s. p., 20%.
- Smokers' articles, n. s. p., 60%.
- Snuff, 55c lb.
- Soap, castile, 1¼c lb.; fancy, 15c lb.; laundry, 20%.
- Spices, n. s. p., 3c lb.
- Sponges, 20%; manufactures, 40%.
- Starch, 1¼c lb.
- Stoves, 45%.
- Straw, manufactures, n. s. p., 30%; fibers, n. s. p., 45%; unmanufactured, \$1.50 ton.
- Sugars, not above No. 16 Dutch standard, .95c lb.; above No. 16 Dutch standard, 1.95c lb.; molasses, 3c to 6c gal.; confectionery, n. s. p., value 15c or less per lb., 15%; value more than 15c lb., 50%.
- Tallow, ¾c lb.
- Tea, free.
- Thread, cotton, on spools, 6c doz.
- Thrashing machines, 20%.
- Tiles, plain, 4c square foot; ornamented, 8c to 10c square foot and 25%.
- Tin, in bars or ore, free; in plates, 1¼c lb.; manufactures of, 45%, but not less than 1¼c lb.
- Tobacco, wrapper, unstemmed, \$1.85 lb.; stemmed, \$2.50 lb.; filler, n. s. p., unstemmed, 35c lb.; stemmed, 50c lb.; all other manufactured or unmanufactured, n. s. p., 55c lb.
- Twine, binding, free; cotton, 45%; manila, 45%.
- Vegetables, n. s. p., 25%; preserved, n. s. p., 40%.
- Vinegar, 7¼c prf. gal.
- Waterproof cloth, 10c square yard and 20%.
- Wax, manufactures, n. s. p., 25%.
- Whalebone, manufactures, n. s. p., 30%.
- Wheat, 25c bu.
- Willow, manufactures, 40%.
- Wire, brass, copper, iron, steel, n. s. p., 45%; rods, 4-10c to ¾c lb.
- Wood, manufactures, n. s. p., 35%; all wood, unmanufactured, n. s. p., 20%; sawed lumber, n. s. p., \$2 per 1,000 feet, board measure.
- Wool, first class, unwashed,



11c lb.; washed, 22c lb.; and scoured, 33c lb.; second class, washed or unwashed, 12c lb.; scoured, 36c lb.; wools of third class, 4c to 7c lb.; blan-

kets, 2c lb. and 30% to 44c lb. and 55%, according to value and size; manufactures, n. s. p., 33c lb. and 50% to 44c and 55%, according to value; yarns,

value not over 30c lb., 27½c lb. and 40%; value over 30c lb., 33½c lb. and 40%. Zinc, manufactures of, n. s. p., 45%.

DUTIES COLLECTED FROM CUSTOMS (1903-1905).

On principal articles or groups of articles imported into the United States for consumption.

Articles.	1903.	1904.	1905.	Articles.	1903.	1904.	1905.
Animals .....	\$631,290	\$360,483	\$358,224	Spirits, distil'd.	\$5,164,398	\$5,576,888	\$5,737,208
Breadstuffs .....	566,357	793,234	1,437,964	Wines .....	4,953,106	4,828,975	5,040,116
Chemicals .....	6,604,477	6,389,267	5,138,259	Paints .....	593,517	541,467	334,362
Cotton* .....	27,753,625	26,300,007	26,559,679	Paper* .....	1,363,140	1,495,142	1,533,957
Earthenware .....	6,153,463	6,963,622	6,824,783	Provisions .....	1,502,191	1,531,185	1,582,795
Fibers† .....	336,202	402,237	315,827	Rice .....	1,342,512	1,242,923	797,105
Fibers‡ .....	15,475,502	15,625,034	200,082	Silk* .....	19,276,547	16,610,210	16,666,727
Fish .....	1,267,195	1,438,452	1,505,400	Sugar .....	63,630,423	58,152,088	51,395,669
Fruits .....	5,693,925	6,198,757	5,773,985	Tobacco* .....	21,892,109	21,176,293	22,689,611
Furs* .....	1,332,625	1,185,014	1,431,155	Toys .....	1,473,828	1,745,823	1,724,619
Glass* .....	4,303,509	3,918,283	3,311,715	Vegetables .....	1,609,527	2,629,020	1,418,013
Iron & Steel* .....	16,865,971	9,651,240	8,108,498	Wood* .....	3,230,837	2,887,575	2,742,136
Jewelry .....	2,633,539	2,069,275	2,719,621	Wool† .....	11,631,042	10,923,458	16,578,678
Leather* .....	4,002,598	4,202,221	3,967,660	Wool‡ .....	17,564,694	16,329,034	22,832,833
Malt liquors... ..	1,092,994	1,241,512	1,320,475				

\*Including manufactures of. †Unmanufactured. ‡Manufactured.

MOROCCO CONFERENCE AT ALGECIRAS.

By an agreement reached Sept. 23, 1905, France and Germany arranged to submit to an international conference the matters in dispute between them with relation to Morocco. France, in 1904, signed a treaty with Great Britain by the terms of which the former was given a free hand in Morocco in return for concessions to the British in Egypt. Germany objected on the ground that her commercial interests were threatened and demanded certain reforms in the finances and policing of Morocco. France resented the interference and for a time war seemed imminent.

Under the presidency of the duke of Almodovar the conference began its sessions at Algeciras, Spain, Jan. 16, 1906. All the great powers, including the United States, were represented, the American delegates being Henry White, ambassador to Italy, and S. R. Gummere, minister to Morocco. The other leading delegates were: France, M. Paul Revoil; Germany, Herr von Radowitz; Great Britain, Sir Arthur Nicolson; Italy, Marquis Visconti Venosta; Morocco, Mohammed el Torres; Austria, Herr Kazebrodski. The subjects laid before them were these: The organization and control of the Moroccan police, the exclusion of contraband arms, the creation of a state bank to facilitate financial reforms, the best means of collecting revenues, the creation of new

sources of income and the safeguarding of the economic liberty of the country.

From the start the delegates found the work of reconciling the conflicting views of France and Germany difficult and slow. On several occasions it appeared as though the conference would be fruitless, especially because of the divergent views on the question of policing the ports of Morocco, but an agreement was finally reached and a convention signed April 7, on which date the meeting ended. The final article regarding the distribution of police at the ports was adopted from the Russian draft, though the Austrian and American delegates had considerable to do with making it acceptable. By it France was given the policing of the ports of Mogador, Saffi, Mazagan and Rabat; Spain was asked to police Tetuan and Larache, and France and Spain were assigned the task of jointly policing Tangier and Casablanca. The police force was to consist of 2,500 natives with Catalans as commanders, French and Spanish as instructors and a Swiss as inspector-general. The duration of the police agreement was fixed at three years. In the settlement of the bank question France was given three shares and other nations one each. It was arranged that four bank supervisors were to be appointed by the Bank of England, the Bank of France, the Imperial Bank of Germany and the Bank of Spain.

UNITED STATES MILITARY ACADEMY.

West Point, N. Y.

The United States military academy is a school for the practical and theoretical training of cadets for the military service of the United States. Upon completing the course satisfactorily cadets are eligible for promotion and commission as second lieutenants in any arm or corps of the army in which there may be a vacancy the duties of which they may have been judged com-

petent to perform. The maximum number of cadets at present permitted by law is 521. The corps of cadets consists of one from each congressional district, one from each territory, one from the District of Columbia, two from each state at large and forty from the United States at large, all appointed by the president.

**WORLD'S SHIPS, RAILWAYS TELEGRAPHS AND CABLES.**

Development by decades of carrying power, commerce and means of communication from 1800 to 1905. Report of the bureau of statistics, Washington, D. C.

YEAR.	Popu- lation.	COMMERCE.		CARRYING POWER.			Rail- ways.	Tele- graphs.	Cables.
		Total	Per capita.	Sail.	Steam.	Total.			
		Mil- lions of dollars	Dol- lars.	Thou- sand tons.	Thou- sand tons.	Thou- sand tons.			
1800.....	640	1,479	2.31	4,026	.....	4,026	.....	.....	.....
1820.....	780	1,659	2.13	5,814	0.02	5,894	.....	.....	.....
1830.....	847	1,381	2.34	7,100	.11	7,528	0.2	.....	.....
1840.....	950	2,789	2.93	9,012	.37	10,482	5.4	.....	.....
1850.....	1,075	4,049	3.76	11,470	.86	14,402	24.0	5	1-40
1860.....	1,205	7,246	6.01	14,830	1.7	21,730	67.4	100	1 1/2
1870.....	1,310	10,663	8.14	12,900	3.0	25,100	139.9	281	15
1880.....	1,439	14,761	10.26	14,400	5.9	37,860	224.9	440	49
1890.....	1,488	17,519	11.80	12,640	9.0	48,800	300.0	768	132
1900.....	1,500	20,105	13.33	8,119	14.7	66,800	500.0	1,180	200
1905.....	1,600	22,500	14.06	6,037	18.6	80,400	550.0	1,300	200

**DISTRIBUTION OF WORLD'S SHIPPING.**

Only vessels of more than 100 tons included. From Lloyd's Register for 1905-1906.

Flag.	Number.	Tonnage.	Flag.	Number.	Tonnage.
American (United States)—	3,003	2,649,411	Haitian.....	6	2,052
Sea.....	454	1,347,068	Italian.....	1,209	1,189,096
Lake.....	.....	.....	Japanese.....	697	873,552
Total.....	3,457	3,996,479	Mexican.....	56	27,318
Argentine.....	225	103,535	Montenegrin.....	22	5,582
Austro-Hungarian.....	307	618,194	Norwegian.....	2,210	1,776,218
Belgian.....	116	159,028	Peruvian.....	85	14,562
Brazilian.....	542	183,392	Philippine Islands.....	132	53,821
British—United Kingdom.....	9,548	15,803,180	Portuguese.....	195	101,246
Colonies.....	2,017	1,206,540	Roumanian.....	21	22,889
Total.....	11,365	17,009,720	Russian.....	1,365	862,109
Chilean.....	114	105,437	Sarawak.....	6	4,384
Chinese.....	44	57,436	Siamese.....	5	2,405
Cuban.....	57	43,884	Spanish.....	569	731,581
Danish.....	825	626,512	Swedish.....	1,548	804,346
Dutch.....	505	701,751	Turkish.....	302	146,496
French.....	1,497	1,728,088	Uruguayan.....	58	43,083
German.....	1,996	3,564,738	Venezuelan.....	20	5,582
Greek.....	300	398,383	Zanzibar.....	2	680
			Other countries.....	58	29,679
			Total.....	20,756	36,000,836

**LIFE-INSURANCE REFORMS.**

The New York legislative committee, of which Senator William W. Armstrong was chairman, and which investigated the charges of misuse of funds brought against various life-insurance companies, made its report Feb. 22, 1906. This report, besides giving a resume of the facts brought out by the investigation, suggested certain reforms, of which the following were the most important:

Prohibition of stock companies by law; all companies to be mutual, but mutualization of existing companies not to be compulsory.

Officers and directors to be elected by policy-holders by mail vote.

Investment in stocks of private corporations to be prohibited; also, investment in bonds secured to the extent of more than one-third of the entire security therefor by the hypothecation of corporate stocks.

Syndicate transactions for the purchase and sale on joint account to be prohibited; no officer or director to be peculiarly interested in any purchase, sale or loan by the company except loans on his own policy.

New business in excess of \$150,000,000 a year to be prohibited.

Contributions to funds of political parties to be prohibited.

The employment of professional services in promoting legislation to be allowed, but under restrictions.

Salaries above \$5,000 a year to be fixed by the board of directors; commissions to be uniform and on fixed percentage basis; bonuses, prizes and awards to be prohibited.

Minimum standard for valuation of all policies other than industrial to be fixed by superintendent of insurance.

Nonparticipating policies to be forbidden. Annual accounting and distribution to be compulsory.

Standard form of policy for all companies to be compulsory.

Every company to be required to publish annual statements, showing investments, commissions paid, legal and legislative expenditures, salaries, bank balances, profits and losses, reserve funds, etc.

## MERCHANT MARINE OF THE UNITED STATES.

[From the reports of the bureau of navigation.]

YEAR.	IN FOREIGN TRADE.		IN COASTWISE TRADE.		WHALE FISHERIES.		COD AND MACKEREL FISHERIES.	Total.	Annual inc.(+) or dec.(-)
	Steam.	Total.	Steam.	Total.	Steam.	Total.			
	Tons.	Tons.	Tons.	Tons.	Tons.	Tons.			
1860.....	97,296	2,379,396	770,641	2,614,867	.....	166,841	162,764	5,353,868	+ 4.06
1870.....	192,544	1,148,846	882,551	2,638,247	.....	67,954	91,490	4,246,507	+ 2.41
1880.....	146,604	1,314,402	1,061,458	2,637,686	.....	38,408	77,538	4,068,034	- 2.43
1890.....	192,705	928,062	1,661,458	3,409,435	4,925	18,633	68,367	4,421,497	+ 2.71
1900.....	337,356	816,795	2,289,825	4,286,516	3,986	9,899	51,629	5,161,839	+ 6.18
1901.....	426,259	879,595	2,491,231	4,582,645	3,463	9,534	52,444	5,524,218	+ 6.96
1902.....	455,017	873,235	2,718,049	4,858,714	3,808	9,320	56,633	5,797,902	+ 4.99
1903.....	523,602	879,264	2,880,678	5,141,037	3,808	9,512	57,752	6,087,345	+ 4.95
1904.....	549,938	888,628	3,041,262	5,335,164	4,218	10,140	57,603	6,291,535	+ 3.25
1905.....	596,594	913,750	3,140,314	5,441,688	4,526	10,763	60,342	6,456,543	+ 2.62

## VESSELS BUILT IN THE UNITED STATES.

[From the reports of the bureau of navigation.]

YEAR.	New England coast.		On entire seaboard.		Mississippi and tributaries.		On great lakes.		Total.	
	No.	Tons.	No.	Tons.	No.	Tons.	No.	Tons.	No.	Tons.
	1890.....	208	78,577	756	169,091	104	16,506	191	104,526	1,051
1895.....	145	26,733	527	67,127	74	8,122	93	36,353	694	111,602
1900.....	199	72,179	1,107	249,006	215	14,173	123	150,611	1,447	393,790
1901.....	201	82,971	1,094	291,516	311	22,838	175	169,085	1,580	483,489
1902.....	225	75,851	1,196	290,122	161	9,896	133	168,873	1,491	468,831
1903.....	203	66,973	1,638	288,196	150	11,112	123	186,844	1,311	436,152
1904.....	170	51,417	878	208,288	187	10,821	119	159,433	1,184	378,542
1905.....	192	119,377	823	290,716	178	6,477	101	93,123	1,102	390,816

## DISASTERS TO SHIPPING.

On and near the coasts and on the rivers of the United States and American vessels at sea and on the coasts of foreign countries.

YEAR.	Wrecks.*	Lives lost.	Loss on vessels.	Loss on cargoes.	YEAR.	Wrecks.*	Lives lost.	Loss on vessels.	Loss on cargoes.
1884....	1,647	807	\$7,384,380	\$3,874,815	1895....	1,496	704	\$7,590,540	\$1,944,810
1885....	1,407	335	7,378,595	2,443,410	1896....	1,392	309	6,485,595	2,018,140
1886....	1,650	576	7,093,085	3,267,135	1897....	1,206	209	6,412,175	1,731,765
1887....	1,569	553	6,265,055	2,140,990	1898....	1,191	743	10,723,250	1,740,515
1888....	1,534	553	6,841,440	3,571,290	1899....	1,574	742	8,932,835	2,451,905
1889....	1,526	696	9,573,195	2,446,695	1900....	1,234	252	7,186,990	3,550,500
1890....	1,470	596	7,653,480	2,172,595	1901....	1,265	457	6,965,160	2,119,335
1891....	1,475	448	6,034,635	2,593,010	1902....	1,359	591	9,824,822	2,349,395
1892....	1,556	646	7,386,675	2,577,870	1903....	1,172	351	6,820,790	1,601,526
1893....	1,481	401	7,763,995	2,003,855	1904....	1,182	1,454	7,011,775	1,722,210
1894....	1,653	803	8,576,885	2,153,655	1905....	1,209	267	8,187,500	2,263,795

\*Total or partial.

## VESSELS IN FOREIGN CARRYING TRADE.

Values of imports and exports of the United States carried in American and foreign vessels, with the percentage carried in American vessels.

YEAR ENDED JUNE 30.	IMPORTS.		EXPORTS.		Percent. in Am. vessels.
	In American vessels.	In foreign vessels.	In American vessels.	In foreign vessels.	
1880.....	\$149,317,368	\$503,494,913	\$109,029,209	\$729,770,521	17.4
1890.....	124,926,977	623,676,134	75,382,012	739,594,424	12.9
1900.....	104,304,940	701,223,735	90,779,252	1,193,220,689	9.3
1901.....	92,900,710	682,671,474	83,385,296	1,291,518,933	8.1
1902.....	103,178,706	744,772,048	80,083,527	1,098,269,505	9.0
1903.....	123,636,385	835,846,968	88,359,812	1,174,681,765	9.6
1904.....	132,255,065	790,593,692	94,889,894	1,196,888,389	10.7
1905.....	160,730,887	878,132,280	126,891,607	1,210,618,198	12.1
1906.....	168,488,038	971,397,270	153,855,058	1,396,274,102	11.9

## MINERAL PRODUCTS OF THE UNITED STATES.

[Prepared by the United States geological survey.]

MINERALS.	Unit of measure.	1903.		1904.	
		Quantity.	Value.	Quantity.	Value.
Aluminum.....	Pounds.....	7,500,000	\$2,284,900	8,600,000	\$2,417,000
Antimony.....	Short tons.....	3,128	548,433	3,057	505,524
Asbestos.....	Short tons.....	887	16,760	1,480	25,740
Asphaltum.....	Short tons.....	101,255	1,005,446	81,572	963,741
Barytes (crude).....	Short tons.....	50,397	152,150	65,727	174,958
Bauxite.....	Long tons.....	48,087	171,305	47,661	325,704
Borax.....	Pounds.....	34,490	661,400	45,647	698,810
Cement.....	Barrels.....	29,899,140	31,931,341	31,675,257	26,061,920
Clay.....	Short tons.....	1,641,835	2,594,042	1,508,752	2,230,162
Coal, anthracite.....	Long tons.....	66,613,454	152,036,448	65,318,490	138,974,020
Coal, bituminous.....	Short tons.....	282,858,483	351,687,963	279,153,718	305,842,248
Copper.....	Pounds.....	698,044,517	91,506,006	812,537,267	105,629,445
Corundum, emery.....	Short tons.....	2,542	64,102	1,962	57,235
Crystalline quartz.....	Short tons.....	8,938	76,968	31,924	74,600
Feldspar.....	Short tons.....	41,891	256,733	45,188	266,326
Flint.....	Short tons.....	55,233	156,947	52,270	100,590
Fluorspar.....	Short tons.....	42,523	213,617	36,452	234,755
Fuller's earth.....	Short tons.....	20,693	190,277	29,480	168,500
Garnet (abrasive).....	Short tons.....	3,950	132,500	3,854	117,581
Gold (coining value).....	Troy ounces.....	3,560,000	73,591,700	3,910,729	80,835,618
Graphite.....	Pounds.....	4,538,155	225,554	5,681,177	341,372
Grindstones.....	.....	.....	721,446	.....	881,527
Gypsum.....	Short tons.....	1,089,341	3,792,953	940,917	2,784,325
Infusorial earth.....	Short tons.....	9,219	76,273	6,274	44,164
Iron (pig).....	Long tons.....	18,009,252	344,350,000	16,497,033	235,025,000
Lead.....	Short tons.....	282,000	23,520,000	307,000	18,670,200
Lithium ore.....	Short tons.....	1,155	23,425	577	5,155
Manganese ore.....	Long tons.....	2,825	25,335	3,146	29,466
Maris.....	Short tons.....	34,211	22,521	18,989	13,145
Mica, sheet.....	Pounds.....	619,600	118,088	668,358	109,462
Mica, scrap.....	Short tons.....	1,659	25,040	1,096	10,854
Mineral paints.....	Short tons.....	63,687	635,557	59,785	631,171
Mineral waters.....	Gals. sold.....	51,242,757	9,041,078	67,718,500	10,398,450
Monazite.....	Pounds.....	862,000	64,630	745,999	85,038
Natural gas.....	.....	.....	35,807,860	.....	38,946,760
Oilstones.....	.....	.....	366,857	.....	188,985
Petroleum.....	Barrels.....	100,461,337	94,694,050	117,063,421	101,170,466
Phosphate rock.....	Long tons.....	1,581,576	5,319,294	1,874,428	6,873,625
Platinum.....	Troy ounces.....	110	2,080	200	4,160
Precious stones.....	.....	.....	307,900	.....	324,300
Pyrite.....	Long tons.....	947,089	1,109,818	333,542	3,460,803
Quicksilver.....	Flasks.....	35,620	1,544,934	34,570	1,503,795
Salt.....	Barrels.....	18,968,089	5,286,988	22,050,002	6,021,222
Silver (coining value).....	Troy ounces.....	54,300,000	70,206,000	55,999,864	72,402,224
Talc, soapstone.....	Short tons.....	26,671	418,460	27,184	433,331
Zinc white.....	Short tons.....	62,962	4,801,718	63,363	4,808,482
Total*.....	.....	.....	1,419,280,617	.....	1,289,047,146

\*Includes also minerals not mentioned in list.

## THE HOMESTEAD LAW.

Any person who is the head of a family, or who is 21 years old and is a citizen of the United States or has filed his declaration of intention to become such, and who is not the proprietor of more than 160 acres of land in any state or territory, is entitled to enter one-quarter section (160 acres) or less quantity of unappropriated public land under the homestead laws. The applicant must make affidavit that he is entitled to the privileges of the homestead act and that the entry is made for his exclusive use and for actual settlement and cultivation, and must pay the legal fee and that part of the commissions required, as follows: Fee for 160 acres, \$10; commission, \$4 to \$12. Fee for eighty acres, \$5; commission, \$2 to \$6. Within six months from the date of entry the settler must take up his residence upon the land and cultivate the same for

five years continuously. At the expiration of this period, or within two years thereafter, proof of residence and cultivation must be established by four witnesses. The proof of settlement, with the certificate of the register of the land office, is forwarded to the general land office at Washington, from which a patent is issued. Final proof cannot be made until the expiration of five years from date of entry, and must be made within seven years. The government recognizes no sale of a homestead claim. After the expiration of fourteen months from date of entry the law allows the homesteader to secure title to the tract, if so desired, by paying for it in cash and making proof of settlement, residence and cultivation for that period.

The law allows only one homestead privilege to any one person.

MONEY AND FINANCE.

PRODUCT OF GOLD AND SILVER IN THE UNITED STATES (1792-1904).

[For 1792-1873 ls by R. W. Raymond, commissioner, and since by the director of the mint.]

PERIOD.	Gold.	Silver.	Total.	PERIOD.	Gold.	Silver.	Total.
April 2, 1792- July 31, 1834	\$14,000,000	Insignif- icant.	\$14,000,000	1895.....	\$46,610,000	\$72,051,000	\$118,661,000
July 31, 1834- Dec. 31, 1844	7,500,000	\$250,000	7,750,000	1896.....	53,088,000	76,069,000	129,157,000
1845-1850.....	103,036,769	300,000	103,336,769	1897.....	57,363,000	69,637,000	127,000,000
1851-1860.....	551,000,000	1,100,000	552,100,000	1898.....	64,463,000	70,384,000	134,847,000
1861-1870.....	474,250,000	100,750,000	575,000,000	1899.....	71,053,000	70,806,000	141,859,000
1871-1880.....	395,300,000	300,300,000	755,600,000	1900.....	79,171,000	74,533,000	153,704,000
1881-1890.....	326,620,000	535,056,000	861,676,000	1901.....	78,667,000	71,388,000	150,055,000
1891.....	33,175,000	75,417,000	108,592,000	1902.....	80,000,000	71,758,000	151,758,000
1892.....	33,000,000	82,101,000	115,101,000	1903.....	73,591,700	70,206,000	143,797,700
1893.....	35,955,000	77,576,000	113,531,000	1904.....	80,464,700	57,682,800	138,147,500
1894.....	39,500,000	64,000,000	103,500,000	Total.....	2,698,080,800	1,561,574,000	4,259,654,800

PRODUCT OF GOLD AND SILVER IN THE UNITED STATES.

Approximate distribution, by producing states and territories, for the calendar year 1904 as estimated by the director of the mint.

STATE OR TERRITORY.	GOLD.		SILVER.		Total value (silver at commercial value).
	Fine ounces.	Value.	Fine ounces.	Commercial value.	
Alabama.....	1,417	\$29,300	200	\$116	\$29,416
Alaska.....	443,139	9,160,500	198,700	115,246	9,275,746
Arizona.....	161,761	3,343,900	2,744,100	1,591,578	4,935,478
California.....	918,873	18,994,800	1,441,300	835,954	19,830,754
Colorado.....	1,180,147	24,395,800	14,331,600	8,312,323	32,708,123
Georgia.....	4,688	96,900	1,500	870	97,770
Idaho.....	72,742	1,503,700	7,810,200	4,529,916	6,033,616
Maryland.....	116	2,400	.....	.....	2,400
Michigan.....	.....	.....	127,800	74,124	74,124
Montana.....	246,606	5,097,800	14,608,100	8,472,698	13,570,498
Nevada.....	208,390	4,307,800	2,095,100	1,563,158	5,870,958
New Mexico.....	18,475	331,900	214,600	124,468	506,368
North Carolina.....	5,994	123,900	14,800	8,584	132,484
Oregon.....	63,366	1,309,900	133,200	77,256	1,387,156
South Carolina.....	5,832	121,800	500	290	122,090
South Dakota.....	339,815	7,024,600	187,000	108,460	7,133,060
Tennessee.....	208	4,300	59,200	31,336	38,636
Texas.....	110	2,300	469,600	272,368	274,668
Utah.....	203,902	4,215,000	12,484,300	7,240,894	11,455,894
Virginia.....	184	3,800	6,700	3,886	7,686
Washington.....	15,862	327,900	149,900	86,942	414,842
Wyoming.....	793	16,400	4,400	2,552	18,952
Total.....	3,892,480	80,464,700	57,682,800	33,456,024	113,920,724

STOCK OF GOLD AND SILVER IN THE UNITED STATES.

FISCAL YEAR ENDED JUNE 30.	POPULATION.	TOTAL COIN AND BULLION.		PER CAPITA.		
		Gold.	Silver.	Gold.	Silver.	Total metal <sup>c</sup>
1873.....	41,677,000	\$135,000,000	\$6,149,305	\$3.23	\$0.15	\$3.38
1880.....	50,155,783	351,841,206	148,522,678	7.01	2.96	9.97
1890.....	62,622,250	685,563,029	463,211,919	11.10	7.39	18.49
1891.....	63,975,000	646,582,852	522,277,740	10.10	8.16	18.26
1893.....	66,946,000	597,697,685	615,861,484	8.93	9.20	18.13
1894.....	68,397,000	627,243,201	624,347,757	9.18	9.13	18.31
1895.....	69,878,000	636,229,825	625,854,949	9.10	8.97	18.07
1896.....	71,390,000	599,597,964	628,728,071	8.40	8.81	17.21
1897.....	72,937,000	696,270,542	634,509,781	9.55	8.70	18.25
1898.....	74,522,000	861,514,780	637,672,743	11.56	8.56	20.12
1899.....	76,148,000	962,865,505	639,286,743	12.63	8.38	21.01
1900.....	76,891,000	1,034,439,264	647,371,030	13.45	8.42	21.87
1901.....	77,754,000	1,124,632,818	661,205,403	14.47	8.50	22.97
1902.....	79,117,000	1,192,395,607	670,540,105	15.07	8.48	23.55
1903.....	80,847,000	1,249,532,756	677,448,933	15.45	8.38	23.83
1904.....	81,867,000	1,327,672,672	682,383,277	16.21	8.33	24.55
1905.....	83,259,000	1,357,841,186	686,401,168	16.31	8.24	24.55

GOLD AND SILVER COINAGE OF THE UNITED STATES.  
By calendar years.

YEAR.	Gold.	Silver.	YEAR.	Gold.	Silver.	YEAR.	Gold.	Silver.
1873.....	\$57,022,748	\$4,024,748	1884.....	\$23,901,756	\$28,534,836	1895.....	\$59,616,358	\$5,698,010
1874.....	35,254,630	6,851,777	1885.....	27,773,012	28,962,176	1896.....	47,653,060	23,089,839
1875.....	32,951,940	15,317,893	1886.....	28,945,542	32,086,709	1897.....	76,028,485	18,487,207
1876.....	46,579,453	24,503,308	1887.....	28,972,383	35,191,081	1898.....	77,985,757	23,654,033
1877.....	43,909,804	28,393,045	1888.....	31,380,808	35,025,006	1899.....	111,344,220	26,061,520
1878.....	49,786,052	28,518,850	1889.....	21,413,951	35,496,683	1900.....	99,272,942	36,295,321
1879.....	39,080,080	27,569,776	1890.....	20,467,182	39,202,968	1901.....	101,785,188	30,838,461
1880.....	62,308,279	27,411,694	1891.....	29,222,005	27,518,857	1902.....	47,184,962	30,028,167
1881.....	96,850,800	27,940,164	1892.....	34,787,223	12,641,078	1903.....	45,683,970	19,874,440
1882.....	65,887,685	27,973,132	1893.....	56,997,020	8,802,797	1904.....	239,402,428	15,685,610
1883.....	29,241,900	29,246,968	1894.....	79,546,160	9,200,351	1905.....	49,683,441	6,332,181

COINAGE OF GOLD AND SILVER OF THE WORLD (1893-1904).

CALEN- DAR YR.	GOLD.		SILVER.		CALEN- DAR YR.	GOLD.		SILVER.	
	Fine ounces.	Value.	Fine ounces.	Coining value.		Fine ounces.	Value.	Fine ounces.	Coining value.
1893	11,243,342	\$232,420,517	106,697,783	\$187,952,690	1899	22,548,101	\$466,110,614	128,566,167	\$166,226,964
1894	11,025,680	227,921,032	87,472,523	113,035,788	1900	17,170,053	354,936,497	136,907,643	177,011,902
1895	11,178,855	281,087,438	91,057,901	121,610,219	1901	12,001,587	248,033,787	107,439,666	138,911,891
1896	9,476,620	195,899,572	118,642,018	153,396,740	1902	10,662,068	220,405,125	149,826,725	193,715,862
1897	21,174,850	437,719,345	129,775,082	167,770,297	1903	11,634,007	240,496,274	161,159,508	208,367,819
1898	19,131,244	395,477,905	115,461,020	149,282,935	1904	22,031,285	455,427,085	145,332,335	172,270,379

CIRCULATION OF MONEY OF ALL KINDS IN THE UNITED STATES.

JUNE 30.	Amount.	Per capita.	Money per capita.*	JUNE 30.	Amount.	Per capita.	Money per capita.*
1873.....	\$751,881,809	\$18.04	\$18.58	1890.....	\$1,429,251,270	\$22.82	\$34.24
1874.....	776,083,031	18.13	18.83	1891.....	1,497,440,707	23.41	34.31
1875.....	754,101,947	17.16	18.16	1892.....	1,601,347,187	24.44	36.21
1876.....	727,609,388	16.12	17.52	1893.....	1,506,701,245	23.87	34.75
1877.....	722,314,883	15.58	16.46	1894.....	1,664,061,232	24.33	32.88
1878.....	729,132,634	15.32	16.62	1895.....	1,606,179,556	23.02	31.68
1879.....	818,631,793	16.75	21.52	1896.....	1,506,631,026	21.10	32.86
1880.....	973,382,228	19.41	24.04	1897.....	1,646,028,246	22.57	32.46
1881.....	1,114,238,119	21.71	27.41	1898.....	1,843,435,749	24.74	32.77
1882.....	1,174,290,419	22.37	28.20	1899.....	1,932,484,239	25.35	33.54
1883.....	1,230,305,636	22.91	30.61	1900.....	2,062,425,966	26.94	30.66
1884.....	1,243,925,959	22.65	31.06	1901.....	2,177,266,280	27.98	31.98
1885.....	1,292,568,615	23.02	32.37	1902.....	2,246,529,412	28.43	32.45
1886.....	1,252,700,525	21.82	31.51	1903.....	2,376,323,210	29.42	33.40
1887.....	1,317,589,143	22.45	32.39	1904.....	2,521,151,527	30.77	34.29
1888.....	1,372,170,870	22.88	34.40	1905.....	2,596,716,471	31.19	34.65
1889.....	1,380,861,649	22.52	33.86	1906.....	2,744,483,830	32.42	35.08

\*Includes money in the treasury.

PRICE OF BAR SILVER IN LONDON.

Highest, lowest and average price of bar silver per ounce British standard (.925) since 1869 and the equivalent in United States gold coin of an ounce 1.000 fine, taken at the average price

CALEN- DAR YEAR.	Lowest quota- tion.	Highest quota- tion.	Average quota- tion.	Value of a fine ounce at average quot'n.	CALEN- DAR YEAR.	Lowest quota- tion.	Highest quota- tion.	Average quota- tion.	Value of a fine ounce at average quot'n.
1869.....	d.	d.	d.	\$1.325	1888.....	41½	44 9-16	d.	\$ .93897
1870.....	60½	60¾	60 9-16	1.328	1889.....	42	44½	41 11-16	.93512
1871.....	60 3-16	61	60¾	1.326	1890.....	42½	54½	47¾	1.04633
1872.....	59½	61½	60 5-16	1.322	1891.....	43½	48¾	45 1-16	.98782
1873.....	57½	59 15-16	59¼	1.298	1892.....	37½	43¾	39¾	.87106
1874.....	57½	59½	58 5-16	1.278	1893.....	30½	38¾	35 9-16	.78031
1875.....	55½	57½	57¾	1.246	1894.....	27	31¾	28 7-16	.63479
1876.....	46½	58½	52¾	1.156	1895.....	27 9-16	31¾	29½	.65406
1877.....	53½	58½	51 13-16	1.201	1896.....	28¾	31 15-16	30¾	.67437
1878.....	49½	57¼	52 9-16	1.152	1897.....	24 13-16	23¾	27 9-16	.60462
1879.....	48½	53¾	51¼	1.123	1898.....	25	28½	26 15-16	.59010
1880.....	51½	52½	52¼	1.145	1899.....	25½	29	27 7-16	.60154
1881.....	50½	52½	51 15-16	1.138	1900.....	27	30¼	28 5-16	.62007
1882.....	50	52¾	51 13-16	1.136	1901.....	24 15-16	29 9-16	27 3-16	.58995
1883.....	50	51 3-16	50½	1.110	1902.....	21 11-16	26 1-16	24 1-16	.52795
1884.....	49½	51¾	50¾	1.113	1903.....	21 11-16	28½	24¾	.54257
1885.....	46½	50	48 9-16	1.0445	1904.....	24 7-16	28 9-16	26 13-32	.58766
1886.....	42	47	45¾	.9946	1905.....	25 7-16	30 5-16	27 27-32	.61027
1887.....	43¼	47½	44½	.97823					

WORLD'S PRODUCTION OF GOLD AND SILVER IN 1904.  
Calendar year.

COUNTRY.	Gold.	Silver.	COUNTRY.	Gold.	Silver.
United States.....	\$80,464,700	\$74,579,800	Colombia.....	\$1,974,400	\$1,223,200
Mexico.....	12,605,300	73,621,700	Ecuador.....	132,900	
Canada.....	16,400,000	4,908,000	Brazil.....	2,043,500	
Africa.....	85,913,900	628,900	Venezuela.....	300,000	
Australasia.....	87,767,300	18,823,600	Gulana (British).....	1,608,800	
Russia.....	24,803,200	223,600	Gulana (Dutch).....	481,200	
Austria-Hungary.....	2,117,300	2,570,100	Gulana (French).....	1,788,800	
Germany.....	64,700	7,497,900	Peru.....	1,329,200	3,890,000
Norway.....		336,400	Uruguay.....	25,000	1,400
Sweden.....	40,200	30,700	Central America.....	1,120,700	847,300
Italy.....	44,000	979,800	Japan.....	3,984,000	4,148,500
Spain.....		6,304,400	China.....	4,500,000	
Greece.....		1,157,400	Korea.....	3,000,000	
Turkey.....	29,000	730,100	Slam.....	51,800	
France.....		783,200	India.....	11,495,500	
Great Britain.....	102,400	225,600	East Indies (British).....	1,392,800	
Argentina.....	4,200	85,500	East Indies (Dutch).....	662,500	226,900
Holivia.....	3,000	7,865,300			
Chile.....	636,100	1,122,400	Total.....	346,892,200	217,716,700

WORLD'S PRODUCTION OF GOLD AND SILVER SINCE 1493.  
[From report of the director of the mint, 1903.]

CALENDAR YEARS.	Gold.	Silver (coining value).	Per cent gold.	Per cent silver.	CALENDAR YEARS.	Gold.	Silver (coining value).	Per cent gold.	Per cent silver.
1492-1520.....	\$107,931,000	\$54,703,000	66.4	33.6	1841-1850.....	\$363,928,000	\$324,400,000	52.9	47.1
1521-1544.....	114,205,000	98,986,000	55.9	44.1	1851-1855.....	602,566,000	184,169,000	78.3	21.7
1545-1560.....	90,492,000	207,240,000	30.4	69.6	1856-1860.....	670,415,000	188,022,000	78.1	21.9
1561-1580.....	90,917,000	248,900,000	26.7	73.3	1861-1865.....	614,944,000	228,861,000	72.9	27.1
1581-1600.....	98,095,000	348,254,000	22.0	78.0	1866-1870.....	648,071,000	278,313,000	70.0	30.0
1601-1620.....	113,248,000	351,579,000	24.4	75.6	1871-1875.....	577,883,000	409,332,000	58.5	41.5
1621-1640.....	110,324,000	327,221,000	25.2	74.8	1876-1880.....	572,991,000	509,256,000	53.0	47.0
1641-1660.....	116,571,000	304,525,000	27.7	72.3	1881-1885.....	495,582,000	594,773,000	45.5	54.5
1661-1680.....	123,048,000	300,166,000	30.5	69.5	1886-1890.....	564,474,000	704,074,000	44.5	55.5
1681-1700.....	143,088,000	284,240,000	33.5	66.5	1891-1895.....	814,736,000	1,018,708,000	44.4	55.6
1701-1720.....	170,408,000	235,629,000	36.6	63.4	1896.....	202,251,600	203,069,200	49.9	50.1
1721-1740.....	253,611,000	339,480,000	41.4	58.6	1897.....	236,073,700	207,413,000	53.2	46.8
1741-1760.....	327,161,000	443,292,000	42.5	57.5	1898.....	286,879,700	218,576,800	56.6	43.2
1761-1780.....	275,211,000	542,658,000	33.7	66.3	1899.....	306,724,100	217,648,200	58.5	41.5
1781-1800.....	236,464,000	730,810,000	24.4	75.6	1900.....	251,576,300	224,441,300	53.2	46.8
1801-1810.....	118,152,000	371,677,000	24.1	75.9	1901.....	262,492,900	223,601,300	54.0	46.0
1811-1820.....	76,063,000	224,786,000	25.3	74.7	1902.....	226,048,800	208,594,000	58.7	41.3
1821-1830.....	94,479,000	191,444,000	33.0	67.0	1903.....	325,527,200	220,371,600	59.6	40.4
1831-1840.....	134,841,000	247,930,000	35.2	64.8	1904.....	346,892,200	217,716,700	61.5	38.5

COINAGE OF GOLD AND SILVER BY NATIONS IN 1904.  
[Reported by the director of the mint.]

COUNTRY.	Gold.	Silver.	COUNTRY.	Gold.	Silver.
United States.....	\$233,402,408	\$15,695,610	Honduras.....		\$30,415
Philippine Islands.....		4,308,229	Italy.....		60,629
Abyssinia.....		288,535	Japan.....	\$31,179,904	2,417,549
Arabia.....		4,083	Mexico.....	1,150,654	19,349,540
Austria-Hungary.....	9,547,248	638,972	Monaco.....	193,000	
Liechtenstein.....		30,455	Morocco.....		1,215,969
Belgium.....		618,758	Netherlands.....		1,286,400
Brazil.....		7,808	Dutch East Indies.....		402,000
Australasia.....	54,829,240		Norway.....		80,507
Canada.....		350,000	Panama.....		2,071,014
Great Britain.....	53,735,896	3,696,200	Persia.....	43,634	2,980,458
Hongkong.....		4,148,847	Peru.....	420,045	36,097
India.....		36,889,486	Portugal.....		248,492
Straits Settlements.....		20,334,664	Russia.....	10,458,689	3,609,176
Chile.....		204,212	San Salvador.....		1,000,000
China.....		16,581,901	Serbia.....		2,393,200
Costa Rica.....		53,170	Slam.....		1,318,021
Denmark.....	294,624	100,081	Spain.....	14,722	1,489,972
Egypt.....		2,616,048	Sweden.....		379,244
France.....	30,325,314	2,316,030	Switzerland.....	386,000	231,600
Indo China.....		5,750,712	Turkey.....	5,687,452	1,446,416
Tunis.....	2,316,249	116,149	Venezuela.....		579,000
Germany.....	21,434,301	15,421,005			
German East Africa.....		421,763	Total.....	455,427,085	172,270,379

## MONEY OF THE WORLD (JAN. 1, 1905).

Monetary systems and approximate stocks of money in the principal countries of the world as reported by the director of the mint.

COUNTRY.	Monetary standard.	Monetary unit.	Population in millions.	Gold in millions of dollars.	Silver in millions of dollars.	Uncovered paper in millions of dollars.	PER CAPITA.				
							Gold.	Silver.	Paper.	Total.	
United States.....	Gold	Dollar.....	82.6	1,348.2	685.1	559.9	\$16.33	\$8.30	\$6.78	\$31.41	
Austria-Hungary.....	Gold	Crown.....	48.6	305.0	79.7	54.7	6.27	1.64	1.13	9.04	
Belgium.....	Gold	Franc.....	7.0	30.0	24.7	111.9	4.28	3.53	15.99	23.80	
Australasia.....	Gold	Pound.....	5.7	128.6	61.0	.....	22.56	1.07	.....	23.63	
Canada.....	Gold	Dollar.....	5.8	52.5	6.7	65.1	9.05	1.16	11.22	21.43	
United Kingdom.....	Gold	Pound.....	43.5	533.2	113.4	118.1	12.26	2.61	2.71	17.58	
India.....	Gold	Pound.....	285.2	263.9	603.8	32.4	.....	2.05	.....	3.05	
South Africa.....	Gold	Pound.....	7.1	56.0	20.0	.....	7.89	2.81	.....	10.70	
Straits Settlements*.....	Silver	Dollar.....	5.3	.....	19.2	20.0	.....	3.62	3.77	7.39	
Bulgaria.....	Gold	Leva.....	3.7	1.9	1.9	4.1	.....	.51	.51	1.11	2.13
Cuba.....	Gold	Peseta.....	1.6	20.0	5.0	.....	12.50	3.12	.....	15.62	
Denmark.....	Gold	Crown.....	2.6	17.4	6.2	10.7	6.69	2.39	4.11	13.19	
Egypt.....	Gold	Plaster.....	9.8	87.0	15.0	.....	8.87	1.53	.....	10.40	
Finland.....	Gold	Markkaa.....	2.8	4.4	4	9.1	1.57	.....	14	3.25	4.96
France.....	Gold	Franc.....	39.0	926.4	411.1	110.9	23.75	10.54	2.84	37.13	
Germany.....	Gold	Mark.....	56.4	886.7	210.2	169.8	15.72	3.73	3.01	22.46	
Greece.....	Gold	Drachma.....	2.4	5.6	1	16.2	2.33	.....	.04	6.75	9.12
Haiti.....	Gold	Gourde.....	1.3	1.0	2.5	3.5	7.7	1.92	2.69	5.38	
Italy.....	Gold	Lira.....	33.2	131.4	25.6	150.7	3.96	.....	.77	4.53	9.26
Japan.....	Gold	Yen.....	49.8	52.8	41.3	101.2	1.06	.....	.83	2.03	3.92
Mexico.....	Gold	Peso.....	13.6	8.6	52.8	48.9	.....	3.89	3.59	8.11	
Netherlands.....	Gold	Florin.....	5.4	36.5	56.8	51.2	6.76	10.52	9.48	26.76	
Norway.....	Gold	Crown.....	2.3	6.8	3.0	6.2	2.92	1.90	2.69	6.95	
Portugal.....	Gold	Milreis.....	5.4	5.3	8.4	61.0	.....	1.56	11.29	13.83	
Roumania.....	Gold	Lei.....	6.3	10.4	6	11.3	1.65	.....	1.10	1.79	3.54
Russia.....	Gold	Ruble.....	128.2	783.7	101.9	.....	6.11	.....	.79	.....	6.90
Servia.....	Gold	Dinar.....	2.6	3.3	1.5	2.5	1.27	.....	.57	.....	2.80
Slam.....	Gold	Tical.....	5.2	1.0	22.3	.....	.....	4.29	.....	.....	4.48
Argentina.....	Gold	Peso.....	5.2	72.1	.....	286.1	13.86	.....	.....	55.02	68.88
Bolivia.....	Silver	Boliviano.....	1.8	4	3.8	.....	2.22	2.11	1.78	4.11	
Brazil.....	Gold	Milreis.....	16.0	.....	3	368.1	.....	.....	.02	23.00	23.02
Chile.....	Gold	Peso.....	3.2	9.5	2.9	30.7	2.97	.....	.91	9.59	13.47
Colombia.....	Gold	Dollar.....	3.9	2	.....	741.0	1.05	.....	.....	190.00	190.05
Ecuador.....	Gold	Sucre.....	1.3	1.7	1	1.3	1.31	.....	.07	1.00	2.38
Guiana (British).....	Gold	Pound.....	3	.....	.....	6	.....	.....	.....	2.00	2.00
Guiana (Dutch).....	Gold	Florin.....	1	1.0	2	2	10.00	2.00	2.00	14.00	
Guiana (French).....	Gold	Franc.....	1	.....	.....	6	.....	.....	.....	6.00	6.00
Paraguay.....	Gold	Peso.....	6	1	.....	10.5	.....	.....	.....	17.50	17.67
Peru.....	Gold	Sol.....	4.6	3.9	2.4	.....	85	.....	.52	.....	1.57
Uruguay.....	Gold	Peso.....	1.0	11.2	3.2	.....	11.20	3.20	.....	.....	14.40
Venezuela.....	Gold	Bolivar.....	2.6	5.5	4.6	.....	27	1.77	.....	.....	2.04
Spain.....	Gold	Peseta.....	18.7	72.1	173.7	125.1	3.85	9.29	6.69	19.83	
Sweden.....	Gold	Crown.....	5.2	20.2	7.6	29.3	3.89	1.46	5.63	10.98	
Switzerland.....	Gold	Franc.....	3.3	29.6	10.7	23.0	8.87	3.24	6.97	19.18	
Turkey.....	Gold	Plaster.....	24.0	50.0	40.0	.....	2.08	1.67	.....	3.75	
Central Am. states.....	Silver	Peso.....	4.1	2.0	5.6	53.4	49	1.86	13.02	14.87	
China.....	Silver	Tael.....	330.1	.....	350.0	.....	.....	1.06	.....	.....	1.06
Total.....			1208.5	5,987.1	3,130.4	3,302.5	4.61	2.41	2.61	9.63	

\*Includes the Malay states, Ceylon and Johore. †Except Costa Rica and British Honduras, gold-standard countries.

## BULLION VALUE OF 3714 GRAINS OF PURE SILVER AT THE ANNUAL AVERAGE PRICE OF SILVER.

Year.	Value.	Year.	Value.	Year.	Value.	Year.	Value.	Year.	Value.	Year.	Value.
1860.....	\$1.045	1876.....	\$0.900	1882.....	\$0.878	1888.....	\$0.726	1894.....	\$0.490	1900.....	\$0.479
1870.....	1.027	1877.....	.929	1883.....	.857	1889.....	.723	1895.....	.505	1901.....	.460
1872.....	1.022	1878.....	.892	1884.....	.859	1890.....	.809	1896.....	.522	1902.....	.408
1873.....	1.061	1879.....	.869	1885.....	.823	1891.....	.764	1897.....	.467	1903.....	.419
1874.....	.969	1880.....	.885	1886.....	.769	1892.....	.674	1898.....	.456	1904.....	.447
1875.....	.960	1881.....	.875	1887.....	.757	1893.....	.603	1899.....	.465	1905.....	.472

## COMMERCIAL RATIO OF SILVER TO GOLD.

Year.	Ratio.	Year.	Ratio.	Year.	Ratio.	Year.	Ratio.	Year.	Ratio.	Year.	Ratio.
1700.....	14.81	1820.....	15.62	1867.....	15.57	1877.....	17.22	1887.....	21.13	1897.....	34.2
1720.....	15.04	1830.....	15.82	1868.....	15.59	1878.....	17.94	1888.....	21.99	1898.....	35.0
1740.....	14.94	1850.....	15.70	1869.....	15.60	1879.....	18.40	1889.....	22.10	1899.....	34.3
1750.....	14.55	1860.....	15.29	1870.....	15.57	1880.....	18.05	1890.....	19.76	1900.....	33.3
1760.....	14.14	1861.....	15.50	1871.....	15.57	1881.....	18.16	1891.....	20.92	1901.....	34.6
1770.....	14.62	1862.....	15.35	1872.....	15.63	1882.....	18.19	1892.....	23.7	1902.....	39.1
1780.....	14.72	1863.....	15.37	1873.....	15.92	1883.....	18.64	1893.....	26.4	1903.....	38.1
1790.....	15.04	1864.....	15.37	1874.....	16.17	1884.....	18.57	1894.....	32.5	1904.....	35.7
1800.....	15.68	1865.....	15.44	1875.....	16.59	1885.....	19.41	1895.....	31.6	1905.....	33.9
1810.....	15.77	1866.....	15.43	1876.....	17.88	1886.....	20.78	1896.....	30.6		



FINANCIAL AND COMMERCIAL STATISTICS OF THE UNITED STATES (1877-1905).

Upon a per capita basis.

YEAR.	Population, June 1.	GOVERNMENT FINANCE (Per Capita).							GOLD AND SILVER.			
		Amount of money in the United States.	Money in circulation.	Debt, less cash in treasury.	Interest paid.	Net ordinary receipts.	Net ordinary expenditures.	Disbursements for pensions.	Coin value of paper money, July 1.	Commercial ratio of silver to gold.	Annual average price of silver in London, per oz.	Bullion value of United States silver dollar.
1877.....	46,353,000	\$16.46	\$15.58	\$43.56	\$2.01	\$6.07	\$5.21	\$0.62	\$0.947	17.22	\$1.201	\$ .929
1878.....	47,598,000	16.62	15.32	42.01	1.99	5.41	4.98	.56	.994	17.94	1.152	.892
1879.....	49,866,000	21.52	16.75	40.85	1.71	5.60	5.46	.69	1.00	18.40	1.123	.969
1880.....	50,155,783	24.04	19.41	38.27	1.69	6.65	5.34	1.14	1.00	18.05	1.145	.885
1881.....	51,316,000	27.41	21.71	35.46	1.46	7.01	5.07	.93	1.00	18.16	1.138	.877
1882.....	52,495,000	28.20	22.37	31.91	1.09	7.64	4.89	1.03	1.00	18.19	1.136	.878
1883.....	53,696,000	30.61	22.91	28.66	.96	7.37	4.90	1.13	1.00	18.64	1.110	.857
1884.....	54,911,000	31.06	22.65	26.20	.87	6.27	4.39	1.04	1.00	18.57	1.113	.859
1885.....	56,148,000	32.37	23.02	24.50	.84	5.77	4.64	1.17	1.00	19.41	1.065	.823
1886.....	57,404,000	31.51	21.82	22.34	.79	5.76	4.15	1.13	1.00	20.78	.995	.769
1887.....	58,680,000	32.39	22.45	20.03	.71	6.20	4.47	1.27	1.00	21.13	.978	.757
1888.....	59,974,000	34.46	22.82	17.72	.65	6.32	4.33	1.33	1.00	21.90	.939	.726
1889.....	61,239,000	33.86	22.52	15.92	.53	6.01	4.88	1.45	1.00	22.10	.935	.723
1890.....	62,622,250	34.24	22.82	14.22	.47	6.44	4.75	1.71	1.00	19.76	1.046	.809
1891.....	63,844,000	26.28	23.45	13.34	.37	6.14	5.73	1.95	1.00	20.92	.988	.76416
1892.....	65,086,000	26.92	24.60	12.93	.35	5.45	5.30	2.07	1.00	23.72	.871	.67401
1893.....	67,349,000	26.21	24.07	12.64	.35	5.81	5.78	2.40	1.00	26.49	.780	.60351
1894.....	67,632,000	26.69	24.56	13.00	.38	4.40	5.43	2.09	1.00	32.56	.635	.49097
1895.....	68,994,000	26.39	23.24	13.08	.42	4.54	5.16	2.05	1.00	31.60	.654	.50587
1896.....	70,254,000	25.62	21.44	13.60	.49	4.65	5.01	1.98	1.00	30.59	.674	.52257
1897.....	71,592,000	26.62	23.24	13.78	.48	4.85	5.11	1.97	1.00	34.20	.604	.46745
1898.....	72,947,000	28.43	25.19	14.08	.47	5.56	6.07	2.02	1.00	35.03	.590	.45640
1899.....	74,318,000	29.47	25.62	15.55	.54	6.94	8.14	1.83	1.00	34.36	.602	.46525
1900.....	76,308,387	30.66	26.93	14.52	.44	7.43	6.39	1.85	1.00	33.33	.620	.47958
1901.....	77,647,000	31.98	28.02	13.45	.38	7.56	6.15	1.79	1.00	34.68	.605	.46098
1902.....	79,003,000	32.45	28.47	12.27	.35	7.11	5.96	1.75	1.00	39.15	.523	.40335
1903.....	80,372,000	33.40	29.49	11.51	.32	6.93	6.26	1.72	1.00	38.10	.543	.41960
1904.....	81,752,000	34.29	30.77	11.83	.30	6.60	7.11	1.74	1.00	35.70	.579	.44763
1905.....	83,143,000	34.68	31.08	11.91	.29	6.54	6.81	1.71	1.00	33.87	.610	.47200

YEAR.	COINAGE PER CAPITA OF—		PRODUCTION PER CAPITA OF—		INTERN'L REVENUE.		CUSTOMS REVENUE.					
	Gold.	Silver.	Gold.	Silver.	Collected per capita.	Expenses of collecting, Per cent.	Merchandise imported for consumption per cap.	Duty collected per capita.	Average ad valorem rate of duty			Expenses of collecting, Per cent.
									On dutiable.	On free and dutiable.	Prct.	
1877.....	\$0.95	\$0.61	\$1.01	\$0.86	\$2.56	2.96	\$9.49	\$2.77	42.89	26.68	4.96	
1878.....	1.05	.60	1.08	.95	2.32	2.96	9.21	2.67	42.75	27.13	4.47	
1879.....	.80	.56	.80	.84	2.32	3.10	8.99	2.73	44.87	28.97	3.96	
1880.....	1.24	.55	.72	.78	2.47	2.95	12.51	3.64	43.48	29.07	3.23	
1881.....	1.89	.54	.68	.84	2.64	3.20	12.68	3.78	43.20	29.75	3.22	
1882.....	1.26	.53	.62	.89	2.79	2.80	13.64	4.12	42.60	30.11	2.95	
1883.....	.54	.54	.56	.57	2.69	3.06	13.05	3.92	42.45	29.92	3.07	
1884.....	.44	.52	.56	.59	2.21	3.47	12.16	3.47	41.61	28.44	3.44	
1885.....	.49	.51	.57	.59	2.00	3.42	10.32	3.17	45.86	30.59	3.58	
1886.....	.50	.56	.61	.59	2.03	3.06	10.89	3.30	45.55	30.13	3.33	
1887.....	.41	.60	.56	.91	2.02	3.22	11.65	3.65	47.10	31.02	3.16	
1888.....	.52	.57	.55	.99	2.07	2.92	11.83	3.60	45.63	29.99	3.27	
1889.....	.35	.58	.53	1.05	2.13	2.88	12.10	3.60	45.13	29.50	3.14	
1890.....	.33	.63	.52	1.13	2.28	2.65	12.35	3.62	44.41	29.12	2.98	
1891.....	.46	.43	.52	1.18	2.28	2.75	13.88	3.40	46.28	25.25	3.17	
1892.....	.53	.19	.51	1.26	2.36	2.52	12.50	2.68	48.71	21.26	3.74	
1893.....	.86	.13	.54	1.17	2.43	2.57	12.73	3.00	49.58	23.49	3.82	
1894.....	1.18	.14	.58	.95	2.17	2.55	9.41	1.92	50.06	20.25	5.15	
1895.....	.86	.08	.68	1.05	2.08	2.62	10.61	2.17	41.75	20.23	4.43	
1896.....	.67	.33	.76	1.08	2.09	2.62	10.81	2.23	40.18	20.67	4.52	
1897.....	1.06	.26	.80	.97	2.05	2.46	11.02	2.41	42.41	21.89	4.01	
1898.....	1.07	.32	.88	.97	2.24	2.17	8.05	1.99	40.20	24.77	4.78	
1899.....	1.50	.35	.89	.96	3.68	1.59	9.22	2.72	50.21	29.48	3.57	
1900.....	1.30	.48	.96	.35	3.87	1.51	10.83	3.01	49.46	27.62	3.20	
1901.....	1.28	.47	1.01	.96	3.96	1.43	10.58	3.06	49.83	28.91	3.23	
1902.....	.60	.38	1.02	.96	3.44	1.60	11.39	3.17	49.78	27.96	3.13	
1903.....	.54	.25	.92	.87	2.87	1.94	12.54	3.49	49.03	27.85	2.98	
1904.....	2.86	.19	1.03	.84	2.85	1.94	12.02	3.16	48.78	26.30	3.32	
1905.....	.60	.08	1.04	.92	2.82	1.85	13.08	3.11	45.24	23.77	3.48	

## FINANCIAL AND COMMERCIAL STATISTICS OF THE U. S.—CONTINUED.

YEAR.	EXPORTS.										CONSUMPTION PER CAPITA.							
	Domestic merchandise.		Per cent of domestic products exported.															
	Exports per capita.	Agricultural products total.	Cotton.	Wheat.	Corn.	Crude mineral oil.	Raw cotton.	Wheat.	Corn.	Sugar.	Coffee.	Tea.	Distilled spirits.	Malt liquors.	Wines.			
1877.....	\$12.72	72.65	68.97	19.73	5.66	97.02	14.03	5.01	26.13	38.9	6.94	1.23	1.28	6.58	.47			
1878.....	14.30	77.07	71.23	25.29	6.49	72.67	13.71	5.72	26.37	34.3	6.24	1.33	1.09	6.68	.47			
1879.....	14.29	78.12	67.74	35.16	6.33	71.47	15.90	5.58	26.61	40.7	7.42	1.21	1.11	7.05	.50			
1880.....	16.43	83.25	65.73	40.18	6.43	61.17	18.94	5.35	28.88	42.9	8.73	1.39	1.27	8.26	.56			
1881.....	17.23	82.63	68.47	37.38	5.46	43.22	19.64	6.09	31.64	44.2	8.25	1.54	1.38	8.65	.47			
1882.....	13.97	75.31	67.23	29.33	3.71	58.85	16.15	4.98	21.92	48.4	8.30	1.47	1.40	10.03	.49			
1883.....	14.98	77.00	67.20	29.33	2.58	47.22	20.80	6.64	29.24	51.1	8.91	1.30	1.46	10.27	.48			
1884.....	13.20	73.98	67.56	26.49	2.99	62.35	16.30	5.64	27.40	53.4	9.26	1.09	1.48	10.74	.37			
1885.....	12.94	72.96	68.96	25.86	2.95	67.24	15.16	6.77	31.04	51.8	9.60	1.18	1.26	10.62	.39			
1886.....	11.60	72.82	61.68	26.48	3.35	76.07	15.56	4.57	32.00	56.9	9.96	1.37	1.26	11.20	.45			
1887.....	11.98	74.40	63.71	33.66	2.48	60.13	16.84	5.17	27.63	52.7	8.53	1.49	1.21	11.23	.65			
1888.....	11.40	73.23	65.83	26.23	1.74	57.77	19.59	5.62	23.86	56.7	6.81	1.40	1.39	12.80	.61			
1889.....	11.92	72.87	69.33	21.31	3.57	63.30	17.22	5.34	31.28	51.8	9.16	1.29	1.32	12.72	.56			
1890.....	13.50	74.51	68.15	22.31	4.85	53.09	18.50	6.09	32.09	52.8	7.83	1.33	1.40	13.67	.72			
1891.....	13.61	73.69	67.36	26.60	2.15	43.80	22.39	4.59	22.84	66.3	8.00	1.29	1.43	15.31	.44			
1892.....	15.01	78.60	65.13	36.68	3.72	37.35	24.58	5.94	30.48	63.8	9.67	1.39	1.51	15.17	.44			
1893.....	12.98	74.05	65.99	37.20	2.89	45.10	17.84	4.89	23.53	64.4	8.31	1.32	1.52	16.20	.48			
1894.....	12.85	72.28	71.20	41.47	1.11	53.25	16.45	3.44	22.96	66.7	8.30	1.36	1.34	15.52	.31			
1895.....	11.51	69.73	69.83	31.46	2.96	50.76	22.75	4.59	17.18	63.4	9.33	1.40	1.13	15.13	.28			
1896.....	12.23	66.02	65.00	27.07	4.70	47.44	18.67	4.85	29.18	62.5	8.11	1.33	1.01	15.38	.27			
1897.....	14.42	66.23	70.59	39.93	7.83	44.78	18.77	3.95	29.40	64.8	10.12	1.58	1.02	14.94	.54			
1898.....	16.54	70.50	67.82	40.91	11.11	47.17	25.76	4.29	23.19	61.5	11.68	.93	1.12	15.96	.28			
1899.....	16.20	65.19	65.12	32.97	9.21	45.73	27.87	6.09	23.51	62.6	10.79	.98	1.17	15.28	.65			
1900.....	17.96	60.38	65.18	34.00	10.30	45.13	22.57	4.74	24.44	65.2	9.81	1.09	1.27	16.01	.40			
1901.....	18.81	64.62	62.87	41.36	8.62	43.83	25.94	3.95	24.77	68.4	10.60	1.14	1.33	16.20	.37			
1902.....	17.16	62.83	64.47	31.37	1.84	42.63	25.65	6.50	18.92	72.8	13.87	.94	1.36	17.49	.63			
1903.....	17.32	62.73	65.01	30.28	3.04	28.32	24.64	5.81	30.45	71.1	10.79	1.30	1.46	18.04	.48			
1904.....	17.87	59.48	60.27	18.92	2.69	25.84	25.23	6.33	26.74	75.3	11.75	1.34	1.43	18.28	.53			
1905.....	17.94	55.03	61.55	7.99	3.66	24.53	33.07	6.15	28.59	70.0	12.11	1.23	1.45	18.50	.44			

YEAR.	CONSUMPTION OF RAW WOOL.				POSTOFFICE DEPARTMENT.		PUBLIC SCHOOLS.		Immigration—per cent of annual increase of population.
	Total per capita.	Per cent foreign.	Tonnage of vessels; annual increase or decrease (+ or -).	Imports and exports of merchandise carried in American vessels.	Revenue per capita.	Expenditure per capita.	Population to 18 years of age.	Expenditures per capita of population to 18 years of age.	
1877.....	5.16	16.3	— .86	26.9	\$0.59	\$0.72	14.0	\$5.67	11.67
1878.....	5.28	16.9	— .70	26.3	.62	.72	14.4	5.49	11.12
1879.....	5.03	14.2	-1.02	23.0	.62	.69	14.7	5.18	14.02
1880.....	6.11	34.9	+2.43	17.4	.66	.73	15.1	5.17	35.45
1881.....	5.66	17.3	— .25	16.5	.72	.77	15.4	5.43	57.71
1882.....	6.36	19.0	+2.66	15.8	.80	.77	15.7	5.67	66.92
1883.....	6.62	18.7	+1.67	16.0	.85	.81	16.0	6.05	50.44
1884.....	6.85	20.6	+1.84	17.2	.79	.86	16.4	6.29	42.58
1885.....	6.39	18.0	— .12	15.3	.76	.89	16.7	6.61	31.96
1886.....	7.39	28.9	-3.16	15.5	.77	.88	17.1	6.61	26.61
1887.....	6.68	27.4	— .60	14.3	.83	.91	17.4	6.65	38.41
1888.....	6.31	28.9	+2.10	14.0	.88	.94	17.8	6.98	42.26
1889.....	6.33	31.8	+2.74	14.3	.92	1.01	18.2	7.28	34.06
1890.....	6.03	27.0	+2.71	12.9	.97	1.11	18.5	7.60	34.16
1891.....	6.44	30.8	+5.88	12.5	1.03	1.14	18.8	7.85	45.86
1892.....	6.75	33.1	+1.71	12.3	1.09	1.19	19.2	8.12	50.17
1893.....	7.10	35.7	+1.26	12.2	1.14	1.27	19.6	8.31	39.82
1894.....	5.13	14.2	-2.90	13.3	1.11	1.27	20.1	8.49	24.51
1895.....	7.39	40.0	+1.03	11.7	1.12	1.31	20.4	8.60	21.50
1896.....	6.98	45.9	+1.47	12.0	1.17	1.34	20.9	8.84	26.01
1897.....	8.40	57.8	+1.38	11.0	1.15	1.34	21.1	8.83	17.25
1898.....	5.44	32.8	— .40	9.3	1.22	1.39	21.6	9.01	16.92
1899.....	4.51	19.2	+2.41	8.9	1.28	1.41	21.9	9.13	22.73
1900.....	5.72	34.4	+6.18	9.3	1.34	1.46	21.4	10.04	22.58
1901.....	5.18	24.9	+6.96	8.2	1.44	1.49	22.0	10.35	36.31
1902.....	6.07	34.1	+4.95	8.8	1.54	1.59	22.3	10.57	47.84
1903.....	5.74	37.8	+4.99	9.1	1.67	1.73	22.7	11.10	62.60
1904.....	5.66	37.0	+3.35	10.3	1.76	1.86	23.0	11.86	58.80
1905.....	6.52	45.5	+2.62	12.1	1.84	2.05	23.3	12.45	73.80

\*No data.

## STATEMENT OF THE PUBLIC DEBT

June 30, 1906.

## INTEREST-BEARING DEBT.

TITLE OF LOAN.	Authorizing act.	Rate.	Amount issued.	Total outstanding June 30 1906.
Consols of 1890.....	March 14, 1900.....	2 per cent.....	\$595,942,350	\$595,942,350
Loan of 1908-1918.....	June 13, 1898.....	3 per cent.....	198,792,660	63,945,460
Funded loan of 1907.....	July 14, 1870, & Jan. 20, 1871	4 per cent.....	740,933,006	116,755,150
Refunding certificates.....	Feb. 26, 1879.....	3 per cent.....	40,012,750	26,280
Loan of 1925.....	Jan. 14, 1875.....	4 per cent.....	162,315,400	118,489,900
Aggregate of interest-bearing debt.....			1,737,996,160	895,159,140

## DEBT ON WHICH INTEREST HAS CEASED SINCE MATURITY.

Funded loan of 1891, continued at 2 per cent, called for redemption May 18, 1900; interest ceased Aug. 18, 1900.....				\$40,200.00
Funded loan of 1891, matured Sept. 2, 1891.....				26,600.00
Loan of 1904, matured Feb. 2, 1904.....				124,700.00
Old debt matured at various dates prior to Jan. 1, 1861, and other items of debt matured at various dates subsequent to Jan. 1, 1861.....				996,635.26
Aggregate of debt on which interest has ceased since maturity.....				1,128,135.26

## DEBT BEARING NO INTEREST.

United States notes—Feb. 25, 1862; July 11, 1862; March 3, 1863.....				\$346,681,016.00
Old demand notes—July 17, 1861; Feb. 12, 1862.....				53,282.50
National bank notes—Redemption account—July 14, 1890.....				42,635,639.00
Fractional currency—July 17, 1862; March 3, 1863; June 30, 1864, less \$8,375,994 estimated as lost or destroyed, act of June 21, 1879.....				6,865,757.28
Aggregate of debt bearing no interest.....				396,235,694.78

## CERTIFICATES AND NOTES ISSUED ON DEPOSITS OF COIN AND SILVER BULLION.

CLASSIFICATION.	In the treasury.	In circulation.	Amount issued.
Gold certificates—March 3, 1863; July 12, 1882; March 14, 1900.....	\$41,686,900	\$518,092,969	\$559,779,869
Silver certificates—Feb. 28, 1873; Aug. 4, 1886; March 3, 1887; March 14, 1900.....	5,508,403	471,964,597	477,473,000
Treasury notes of 1890—July 14, 1890; March 14, 1900.....	47,402	7,338,598	7,386,000
Aggregate of certificates and treasury notes offset by cash in the treasury.....	47,242,705	997,996,164	1,044,638,869

## RECAPITULATION.

Classification.	June 30, 1906.	May 31, 1905.
Interest-bearing debt.....	\$895,159,140.00	\$895,159,150.00
Debt on which interest has ceased since maturity.....	1,128,135.26	1,135,045.26
Debt bearing no interest.....	396,235,694.78	396,045,873.58
Aggregate of interest and noninterest-bearing debt.....	1,292,522,970.04	1,292,340,068.84
Certificates and treasury notes offset by an equal amount of cash in the treasury.....	1,044,638,869.00	1,039,743,869.00
Aggregate of debt, including certificates and treasury notes.....	2,337,161,839.04	2,332,083,937.84

## CASH IN THE TREASURY.

Reserve fund—Gold coin and bullion.....		\$150,000,000.00
Trust funds—Gold coin.....		\$559,779,869.00
Silver dollars.....		477,473,000.00
Silver dollars of 1890.....		7,386,000.00
General fund—Gold coin and bullion.....	\$92,734,343.38	
Gold certificates.....	41,686,900.00	
Silver certificates.....	5,508,403.00	
Silver dollars.....	6,318,528.00	
Silver bullion.....	1,363,381.22	
United States notes.....	10,279,562.00	
Treasury notes of 1890.....	47,402.00	
National bank notes.....	12,224,752.00	
Subsidiary silver coin.....	6,596,919.56	
Fractional currency.....	154.10	
Minor coin.....	1,348,465.10	
Bonds and interest paid, awaiting reimbursement.....	39,566.10	178,152,366.46
In national bank depositories—		
To credit of treasurer of the United States.....	84,736,336.43	
To credit of United States disbursing officers.....	9,249,900.16	93,986,236.59
In treasury of Philippine Islands—		
To credit of treasurer of the United States.....	2,029,728.83	
To credit United States disbursing officers.....	2,550,918.65	4,580,647.48
Total.....		1,471,358,119.53

Gold certificates.....	\$559,779,869.00	
Silver certificates.....	477,473,000.00	
Treasury notes of 1890.....	7,386,000.00	1,044,638,869.00
National bank 5 per cent fund.....	21,190,465.96	
Outstanding checks and warrants.....	7,890,156.86	
Disbursing officers' balances.....	55,994,636.45	
Postoffice department account.....	11,504,431.09	
Miscellaneous items.....	2,112,276.92	98,631,967.28 1,143,270,836.28
Reserve fund.....	150,000,000.00	
Available cash balance.....	178,087,283.25	328,087,283.25
<b>Total.....</b>		<b>1,471,358,119.53</b>

## CIRCULATION STATEMENT.

July 1, 1906.

CLASSIFICATION.	General stock of money in the U. S. July 1, 1906.	†Held in treasury as assets of the gov't July 1, 1906.	MONEY IN CIRCULATION.		
			July 1, 1906.	July 1, 1905.	Jan. 1, 1879.
			Gold coin (including bullion in treas.)	\$1,475,841,821	\$242,734,345
Gold certificates*		41,686,900	518,062,969	487,661,449	21,189,280
Standard silver dollars.....	500,864,855	6,318,528	77,073,327	73,680,659	5,790,721
Silver certificates*		5,508,403	471,964,597	456,142,715	413,800
Subsidiary silver.....	117,998,588	6,596,902	111,401,668	100,743,873	67,982,601
Treasury notes of 1890.....	7,386,000	47,402	7,388,898	9,342,341	
United States notes.....	846,681,016	10,279,562	396,401,454	332,691,311	430,288,511
National bank notes.....	561,112,980	12,228,752	548,883,608	480,472,336	314,339,398
<b>Total.....</b>	<b>3,069,884,640</b>	<b>325,400,810</b>	<b>2,744,483,830</b>	<b>2,596,716,471</b>	<b>816,266,721</b>

Population of United States July 1, 1906, estimated at 84,662,000; circulation per capita, \$32.42.

\*For redemption of outstanding certificates an exact equivalent in amount of the appropriate kinds of money is held in the treasury and is not included in the account of money held as assets of the government.

†This statement of money held in the treasury as assets of the government does not include deposits of public money in national bank depositories to the credit of the treasurer of the United States, amounting to \$84,736,336.43.

‡Includes \$33,190,000 currency certificates, act of June 8, 1872.

RECEIPTS AND EXPENDITURES OF THE GOVERNMENT (1894-1906).  
REVENUE BY FISCAL YEARS.

YEAR.	Customs.	Internal revenue.	Miscellaneous.	Total revenue.	Excess of revenue over ordinary expenditures.
1894.....	\$131,818,531	\$147,111,232	\$17,118,618	\$297,722,019	*\$69,803,260
1895.....	152,158,617	143,421,672	16,706,438	313,390,075	*42,805,223
1896.....	160,021,751	146,762,864	19,186,060	326,976,200	*25,203,245
1897.....	176,554,126	146,668,774	23,614,422	347,721,905	*18,052,254
1898.....	149,575,062	170,900,641	83,602,501	405,321,335	*38,047,247
1899.....	206,128,148	273,437,161	34,716,730	515,960,620	*89,111,559
1900.....	233,164,871	295,327,926	35,911,170	567,240,851	79,527,060
1901.....	238,585,456	307,180,664	41,919,218	587,685,338	77,717,984
1902.....	254,444,708	271,880,122	36,153,403	562,478,233	92,137,587
1903.....	284,479,582	230,810,124	45,106,968	560,396,674	54,297,667
1904.....	211,274,565	232,304,119	46,453,065	540,031,749	*41,770,572
1905.....	262,060,528	233,464,201	47,899,130	543,423,859	*23,987,752
1906.....	300,657,413	249,063,808	45,193,434	594,914,715	26,187,140

\* Expenditures in excess of revenue.

## EXPENDITURES BY FISCAL YEARS.

YEAR.	Civil and miscellaneous.	War department.	Navy department.	Indians.	Pensions.	Interest on public debt.	Total ordinary expenditures.
1893.....	\$103,732,739	\$49,641,773	\$30,136,084	\$13,345,347	\$159,357,585	\$27,264,392	\$383,477,954
1894.....	101,943,730	54,567,930	31,701,294	10,235,482	141,177,285	27,841,406	365,195,298
1895.....	93,279,730	51,804,759	28,797,795	9,939,754	141,395,228	30,978,690	356,195,236
1896.....	87,216,234	50,830,920	27,147,732	12,165,528	139,434,000	35,388,028	352,173,448
1897.....	90,401,267	48,950,267	34,561,546	13,016,802	141,053,164	37,791,110	365,774,159
1898.....	96,520,505	91,992,000	58,823,667	10,994,667	147,452,368	37,585,054	443,968,582
1899.....	119,191,255	229,841,254	63,942,104	12,905,711	139,394,929	39,896,925	605,072,179
1900.....	105,773,190	134,774,767	55,935,077	10,173,106	140,877,316	40,160,333	457,713,791
1901.....	122,305,571	143,746,433	61,339,449	10,887,448	139,212,527	32,447,274	510,038,704
1902.....	113,469,324	112,272,217	67,803,128	10,049,585	138,488,560	29,108,045	471,190,858
1903.....	124,944,290	118,679,520	82,618,034	12,935,168	138,425,646	28,556,349	506,099,007
1904.....	186,706,703	115,035,411	102,956,102	10,438,550	142,539,256	24,646,490	582,402,321
1905.....	146,970,765	122,498,295	117,334,003	14,246,598	141,770,856	24,591,024	597,411,611
1906.....	120,000,627	93,659,462	110,956,167	12,746,512	141,034,081	24,310,326	568,727,665

PUBLIC DEBT OF THE UNITED STATES.

Statement of the outstanding principal on Jan. 1 of each year from 1791 to 1843, inclusive, and on July 1 of each year since then.

YEAR.	Amount.	YEAR.	Amount.	YEAR.	Amount.	YEAR.	Amount.
1791.....	\$75,463,476.52	1821.....	\$89,987,427.66	1849.....	\$63,061,858.69	1878.....	*2,256,205,892.55
1792.....	77,227,924.66	1822.....	93,546,676.98	1850.....	63,452,773.55	1879.....	*2,549,567,482.04
1793.....	80,368,634.04	1823.....	90,875,877.28	1851.....	68,904,796.02	1880.....	*2,120,415,370.63
1794.....	78,427,404.77	1824.....	90,269,777.77	1852.....	66,199,541.71	1881.....	*2,069,913,560.58
1795.....	80,747,587.39	1825.....	83,789,332.71	1853.....	59,803,117.70	1882.....	*1,918,312,994.03
1796.....	83,762,172.07	1826.....	81,955,059.99	1854.....	42,242,222.42	1883.....	*1,884,171,728.07
1797.....	82,064,479.33	1827.....	73,987,357.20	1855.....	35,589,956.56	1884.....	*1,830,528,923.57
1798.....	79,228,529.12	1828.....	67,475,043.87	1856.....	31,332,537.90	1885.....	*1,876,424,275.14
1799.....	78,408,693.77	1829.....	58,421,413.67	1857.....	28,699,594.85	1886.....	*1,756,445,205.78
1800.....	82,976,234.35	1830.....	48,565,406.50	1858.....	44,911,881.03	1887.....	*1,688,220,591.63
1801.....	83,038,050.80	1831.....	39,123,191.68	1859.....	58,496,857.88	1888.....	*1,795,992,320.58
1802.....	80,712,632.25	1832.....	24,322,235.18	1860.....	64,842,287.88	1889.....	*1,610,673,340.23
1803.....	77,054,686.40	1833.....	7,001,638.83	1861.....	90,580,873.72	1890.....	*1,585,821,048.73
1804.....	86,427,120.88	1834.....	4,760,082.08	1862.....	524,176,412.13	1891.....	*1,560,472,784.61
1805.....	82,312,150.50	1835.....	33,733.05	1863.....	1,119,772,138.63	1892.....	*1,628,840,151.63
1806.....	75,723,270.66	1836.....	37,513.05	1864.....	1,815,784,370.57	1893.....	*1,598,111,156.13
1807.....	69,218,338.64	1837.....	336,957.83	1865.....	2,680,647,869.74	1894.....	*1,668,757,127.68
1808.....	65,196,317.97	1838.....	3,308,124.07	1866.....	2,773,236,173.69	1895.....	*1,698,676,661.25
1809.....	57,273,192.00	1839.....	10,434,221.14	1867.....	2,678,126,103.87	1896.....	*1,778,434,191.40
1810.....	50,713,217.52	1840.....	3,573,343.32	1868.....	2,611,687,551.19	1897.....	*1,811,435,708.90
1811.....	48,005,587.76	1841.....	5,250,875.54	1869.....	2,588,452,213.94	1898.....	*1,798,066,421.90
1812.....	45,209,737.90	1842.....	13,594,480.73	1870.....	2,480,672,427.81	1899.....	*1,984,766,107.92
1813.....	55,962,827.57	1843.....	20,201,226.27	1871.....	2,353,211,332.32	1900.....	*2,101,445,225.67
1814.....	81,487,846.24	1844.....	32,742,922.00	1872.....	2,253,251,328.78	1901.....	*2,094,481,966.89
1815.....	99,833,690.15	1844.....	23,461,652.50	1873.....	*2,244,882,993.20	1902.....	*2,111,654,973.89
1816.....	127,334,933.74	1845.....	15,925,803.01	1874.....	*2,251,680,468.43	1903.....	*2,309,405,912.89
1817.....	123,591,965.16	1846.....	15,530,202.97	1875.....	*2,232,284,531.95	1904.....	*1,286,259,016.14
1818.....	103,466,633.83	1847.....	38,826,534.77	1876.....	*2,180,395,067.15	1905.....	*1,282,357,094.84
1819.....	95,529,648.28	1848.....	47,044,862.23	1877.....	*2,205,301,392.10	1906.....	*1,292,522,970.04
1820.....	91,015,566.15						

\*In the amount are included the certificates of deposit outstanding, for which a like amount in United States notes was on special deposit in the treasury for their redemption and added to the cash balance in the treasury.

†Exclusive of gold, silver, currency and treasury notes of 1890 held in the treasurer's cash and including bonds issued to the several Pacific railroads not yet redeemed.

‡Exclusive of gold and silver certificates and treasury notes of 1890 held in the treasurer's cash.

ANALYSIS OF THE PUBLIC DEBT.

JULY 1.	Debt on which interest has ceased.	Debt bearing no interest.*	Outstanding principal.	Cash in the treasury.	Principal of debt less cash in treasury.	Population of the United States.	Debt per capita.	Interest per capita.
1880.....	\$7,621,455.26	\$988,800,815.37	\$2,120,415,370.63	\$301,088,622.88	\$1,919,326,747.75	50,155,783	\$38.27	\$1.59
1890.....	1,815,895.26	825,011,289.47	1,552,140,204.73	661,355,834.20	924,465,218.53	62,622,250	14.22	.47
1891.....	1,614,705.26	933,852,766.35	1,548,966,591.61	694,083,839.83	851,912,751.78	63,975,000	13.34	.37
1892.....	2,785,875.26	1,000,648,989.37	1,545,464,144.63	746,987,681.03	841,526,463.60	65,403,000	12.93	.35
1893.....	2,094,000.26	968,854,525.87	1,545,985,686.13	707,016,210.89	838,969,475.25	66,826,000	12.64	.35
1894.....	1,751,240.26	995,360,506.42	1,632,253,636.68	732,940,256.13	899,313,380.55	68,275,000	13.30	.38
1895.....	1,721,500.26	958,197,331.99	1,675,120,983.25	811,061,686.46	864,059,314.78	69,878,000	13.08	.42
1896.....	1,600,890.26	920,839,543.14	1,769,840,323.40	853,905,635.51	915,934,687.89	71,390,000	13.60	.46
1897.....	1,346,880.26	968,960,655.64	1,817,672,665.90	925,649,765.87	922,022,900.03	72,807,000	13.78	.48
1898.....	1,262,680.00	947,901,845.64	1,796,531,995.90	769,446,503.76	1,027,085,492.14	74,522,000	14.08	.47
1899.....	1,218,300.26	944,690,256.66	1,911,927,306.92	836,607,071.73	1,155,320,235.19	76,011,000	15.55	.54
1900.....	1,176,320.26	1,112,305,911.41	2,136,961,091.67	1,029,249,833.78	1,107,711,257.89	76,304,799	14.52	.54
1901.....	1,145,620.26	1,154,770,273.63	2,143,326,933.89	1,068,587,813.92	1,044,739,119.97	77,647,000	13.45	.58
1902.....	1,280,800.26	1,226,259,245.63	2,158,610,445.89	1,189,153,204.85	969,457,241.04	79,000,000	12.27	.35
1903.....	1,205,000.26	1,286,718,281.63	2,202,464,781.89	1,277,453,144.58	925,011,637.31	80,372,000	11.51	.32
1904.....	1,190,920.26	1,398,875,224.88	2,264,006,585.14	1,296,771,811.39	967,231,773.75	81,752,000	11.83	.30
1905.....	1,370,245.26	1,378,086,478.58	2,274,615,063.84	1,365,467,439.06	909,147,624.78	83,250,000	11.91	.29
1906.....	1,128,135.26	1,398,235,634.78	2,337,161,839.04	1,471,358,119.53	865,803,719.51	84,662,000	10.22	.27

\*Includes certificates issued against gold, silver and currency deposited in the treasury.

LARGEST DIAMONDS IN THE WORLD.

The largest diamond ever discovered was taken out of the Premier mine at Johannesburg in January, 1905. It weighed 3.032 carats in the rough, or about a pound and a half. Its value was roughly estimated at \$4,000,000. Another diamond, weighing 334 carats, was found in the same mine Feb. 15. Following is a list of some of the other large diamonds of the world.

Name.	Carats (Rough).	Carats (Cut).	Found.	Value.
Syndicate .....	900	1900	.....	.....
Kohinoor .....	790	186	1804	\$700,000
Pitt .....	136	17	.....	675,000
Florentine .....	139	.....	.....	525,000
Orloff .....	194	1776	.....	450,000
Sancy .....	53	1477	.....	375,000

## COINS OF THE UNITED STATES (1792-1905).

## GOLD COINS.

Double Eagles—Authorized to be coined, act of March 3, 1849; weight, 516 grains; fineness, .900. Total amount coined to June 30, 1905, \$1,923,271,000. Full legal tender.

Eagles—Authorized to be coined, act of April 2, 1792; weight, 270 grains; fineness, .916%; weight changed, act of June 23, 1834, to 258 grains; fineness changed, act of June 23, 1834, to .899225; fineness changed, act of Jan. 18, 1837, to .900. Total amount coined to June 30, 1905, \$381,497,650. Full legal tender.

Half-Eagles—Authorized to be coined, act of April 2, 1792; weight, 135 grains; fineness, .916%; weight changed, act of June 23, 1834, to 129 grains; fineness changed, act of June 23, 1834, to .899225; fineness changed, act of Jan. 18, 1837, to .900. Total amount coined to June 30, 1905, \$305,333,340. Full legal tender.

Quarter-Eagles—Authorized to be coined, act of April 2, 1792; weight, 67.5 grains; fineness, .916%; weight changed, act of June 23, 1834, to 64.5 grains; fineness changed, act of June 23, 1834, to .899225; fineness changed, act of Jan. 18, 1837, to .900. Total amount coined to June 30, 1905, \$30,927,477.50. Full legal tender.

Three-Dollar Piece—Authorized to be coined, act of Feb. 21, 1853; weight, 77.4 grains; fineness, .900; coinage discontinued, act of Sept. 26, 1890. Total amount coined, \$1,619,376. Full legal tender.

One Dollar—Authorized to be coined, act March 3, 1849; weight, 25.8 grains; fineness, .900; coinage discontinued, act of Sept. 26, 1890. Total amount coined, \$19,499,337. Full legal tender.

One Dollar, Louisiana Purchase Exposition—Authorized June 23, 1902; weight, 25.3 grains; fineness, .900. Total amount coined, \$250,000.

One Dollar, Lewis and Clark Exposition—Authorized April 13, 1904; weight, 25.8 grains; fineness, .900. Total amount coined, \$60,069.

## SILVER COINS.

Dollar—Authorized to be coined, act of April 2, 1792; weight, 416 grains; fineness, .8924; weight changed, act of Jan. 18, 1837, to 412½ grains; fineness changed, act of Jan. 18, 1837, to .900; coinage discontinued, act of Feb. 12, 1873. Total amount coined to Feb. 12, 1873, \$8,031,238. Coinage reauthorized, act of Feb. 23, 1873. Coinage discontinued after July 1, 1891, except for certain purposes, act July 14, 1890. Amount coined to June 30, 1905, \$578,303,848. Full legal tender except when otherwise provided in the contract.

Trade Dollar—Authorized to be coined, act of Feb. 12, 1873; weight, 420 grains; fineness, .900; legal tender limited to \$5, act of June 22, 1874 (rev. stat.); coinage limited to export demand and legal-tender quality repealed, joint resolution, July 22, 1876; coinage discontinued, act Feb. 19, 1887. Total amount coined, \$35,965,924.

Lafayette Souvenir Dollar—Authorized by act of March 3, 1899; weight, 412½ grains; fineness, .900. Total amount coined, \$50,000.

Half-Dollar—Authorized to be coined, act of April 2, 1792; weight, 208 grains; fineness, .8924; weight changed, act of Jan. 18, 1837, to 206¼ grains; fineness changed, act of Jan. 18, 1837, to .900; weight changed, act of Feb. 21, 1853, to 192 grains; weight

changed, act of Feb. 12, 1873, to 12½ grams, or 192.9 grains. Total amount coined to June 30, 1905, \$162,527,042. Legal tender, \$10.

Columbian Half-Dollar—Authorized to be coined, act of Aug. 5, 1892; weight, .92.9 grains; fineness, .900. Total amount coined, \$2,500,000. Legal tender, \$10.

Quarter-Dollar—Authorized to be coined, act of April 2, 1792; weight, 104 grains; fineness, .8924; weight changed, act of Jan. 18, 1837, to 103¼ grains; fineness changed, act of Jan. 18, 1837, to .900; weight changed, act of Feb. 21, 1853, to 96 grains; weight changed, act of Feb. 12, 1873, to 6¼ grams, or 96.45 grains. Total amount coined to June 30, 1905, \$80,634,811.50. Legal tender, \$10.

Columbian Quarter-Dollar—Authorized to be coined, act of March 3, 1893; weight, 96.45 grains; fineness, .900. Total amount coined, \$10,000. Legal tender, \$10.

Twenty-Cent Piece—Authorized to be coined, act of March 3, 1875; weight, 5 grams, or 77.16 grains; fineness, .900; coinage prohibited, act of May 2, 1878. Total amount coined, \$271,000.

Dime—Authorized to be coined, act of April 2, 1792; weight, 41.6 grains; fineness, .8924; weight changed, act of Jan. 18, 1837, to 41¼ grains; fineness changed, act of Jan. 18, 1837, to .900; weight changed, act of Feb. 21, 1853, to 38.4 grains; weight changed, act of Feb. 12, 1873, to 2½ grams, or 38.58 grains. Total amount coined to June 30, 1905, \$48,068,399. Legal tender, \$10.

Half-Dime—Authorized to be coined, act of April 2, 1792; weight, 20.8 grains; fineness, .8924; weight changed, act of Jan. 18, 1837, to 20½ grains; fineness changed, act of Jan. 18, 1837, to .900; weight changed, act of Feb. 21, 1853, to 19.2 grains; coinage discontinued, act of Feb. 12, 1873. Total amount coined, \$4,880,219.40.

Three-Cent Piece—Authorized to be coined, act of March 3, 1851; weight, 12½ grains; fineness, .750; weight changed, act of March 3, 1853, to 11.52 grains; fineness changed, act of March 3, 1853, to .900; coinage discontinued, act of Feb. 12, 1873. Total amount coined, \$1,232,037.20.

## MINOR COINS.

Five-Cent (nickel)—Authorized to be coined, act of May 16, 1866; weight, 77.16 grains, composed of 75 per cent copper and 25 per cent nickel. Total amount coined to June 30, 1905, \$26,874,019.45. Legal tender for \$1, but reduced to 25 cents by act of Feb. 12, 1873.

Three-Cent (nickel)—Authorized to be coined, act of March 3, 1865; weight, 30 grains, composed of 75 per cent copper and 25 per cent nickel. Total amount coined, \$941,349.48. Legal tender for 60 cents, but reduced to 25 cents by act Feb. 12, 1873. Coinage discontinued, act of Sept. 26, 1890.

Two-Cent (bronze)—Authorized to be coined, act of April 22, 1864; weight, 96 grains, composed of 95 per cent copper and 5 per cent tin and zinc. Coinage discontinued, act of Feb. 12, 1873. Total amount coined, \$912,020.

Cent (copper)—Authorized to be coined, act of April 2, 1792; weight, 264 grains; weight changed, act of Jan. 14, 1793, to 208 grains; weight changed by proclamation of the president, Jan. 26, 1796, in conformity with act of March 3, 1795, to 168 grains;

coinage discontinued, act of Feb. 21, 1857. Total amount coined, \$1,562,887.44.

Cent (nickel)—Authorized to be coined, act of Feb. 21, 1857; weight, 72 grains, composed of 88 per cent copper and 12 per cent nickel. Coinage discontinued, act of April 22, 1864. Total amount coined, \$2,007,720.

Cent (bronze)—Coinage authorized, act of April 22, 1864; weight, 48 grains, composed of 95 per cent copper and 5 per cent tin and zinc. Total amount coined to June 30, 1905, \$13,917,738.45. Legal tender, 25 cents.

Half-Cent (copper) — Authorized to be

coined, act of April 2, 1792; weight, 132 grains; weight changed, act of Jan. 14, 1793, to 104 grains; weight changed by proclamation of the president, Jan. 26, 1796, in conformity with act of March 3, 1795, to 84 grains; coinage discontinued, act of Feb. 21, 1857. Total amount coined, \$39,926.11.

TOTAL COINAGE.		COINAGE 1905.	
Gold...	\$2,629,859,664.00	Gold ...	\$79,983,691.50
Silver...	911,062,378.45	Silver ...	9,123,970.60
Minor...	43,218,934.50	Minor ...	2,065,067.73
<hr/>		<hr/>	
Total...	3,584,140,976.95	Total...	91,172,729.83

CHRONOLOGY OF RECENT WARS.

SPANISH-AMERICAN WAR, 1898.

Maine blown up.....	Feb. 15
Diplomatic relations broken.....	April 21
Cuban blockade declared.....	April 22
War declared by Spain.....	April 24
War declared by United States.....	April 25
Dewey's victory at Manila.....	May 1
Hobson's Merrimac exploit.....	June 3
U. S. army corps land in Cuba.....	June 21
Battle at El Cancey and San Juan.....	July 1
Cervera's fleet destroyed.....	July 3
Santiago de Cuba surrenders.....	July 17
Peace protocol signed.....	Aug. 12
Surrender of Manila.....	Aug. 13
Peace treaty signed in Paris.....	Dec. 12

PHILIPPINE WAR, 1899-1902.

Hostilities began.....	Feb. 4, 1899
Battles around Manila.....	Feb. 4-7, 1899
Battle at Pasig.....	March 13, 1899
Santa Cruz captured.....	April 25, 1899
San Fernando captured.....	May 5, 1899
Battle of Bacoor.....	June 13, 1899
Battle of Imus.....	June 16, 1899
Battle of Colamba.....	July 26, 1899
Battle at Calulut.....	Aug. 9, 1899
Battle at Angeles.....	Aug. 16, 1899
Maj. John A. Logan killed.....	Nov. 14, 1899
Gen. Gregorio del Pilar killed.....	Dec. 10, 1899
Gen. Lawton killed.....	Dec. 19, 1899
Taft commission appointed.....	Feb. 25, 1900
Aguinaldo captured.....	March 23, 1901
End of the war.....	April 30, 1902
Military governorship ended.....	July 4, 1902

ANGLO-BOER WAR, 1899-1902.

Boers declare war.....	Oct. 10, 1899
Boers invade Natal.....	Oct. 12, 1899
Battle of Glencoe.....	Oct. 20, 1899
Battle of Magersfontein.....	Dec. 10, 1899
Battle of Colesburg.....	Dec. 31, 1899

Spion Kop battles.....	Jan. 23-25, 1900
Kimberley relieved.....	Feb. 15, 1900
Gen. Cronje surrenders.....	Feb. 27, 1900
Ladysmith relieved.....	March 1, 1900
Mafeking relieved.....	May 17, 1900
Johannesburg captured.....	May 30, 1900
Orange Free State annexed.....	May 30, 1900
Pretoria captured.....	June 4, 1900
South African Republic annexed.....	Sept. 1, 1900
Gen. Methuen captured.....	March 7, 1902
Treaty of peace signed.....	May 31, 1902

RUSSO-JAPANESE WAR, 1904-1905.

Hostilities begun by Japan.....	Feb. 8, 1904
War declared.....	Feb. 10, 1904
Petropavlovsk sunk.....	April 13, 1904
Battle of the Yalu.....	May 1, 1904
Battleship Hatsuse sunk.....	May 15, 1904
Cruiser Yoshino sunk.....	May 15, 1904
Nanshan hill battles.....	May 21-27, 1904
Dalny captured.....	May 30, 1904
Vafangow battle.....	June 14, 1904
Kaiping captured.....	July 8, 1904
Port Arthur invested.....	July 20-31, 1904
Newchwang evacuated.....	July 25, 1904
Haicheng evacuated.....	Aug. 3, 1904
Port Arthur naval battle.....	Aug. 10, 1904
Battle of Liaoyang.....	Aug. 26-Sept. 4, 1904
Battle of Sha river.....	Oct. 12-19, 1904
Dogger bank affair.....	Oct. 22, 1904
203-Meter hill captured.....	Nov. 30, 1904
North Keekwan captured.....	Dec. 18, 1904
Ehrlungshan captured.....	Dec. 25, 1904
Sungshushan captured.....	Dec. 31, 1904
Port Arthur surrendered.....	Jan. 1-2, 1905
Battle of Helkotal.....	Jan. 27-Feb. 4, 1905
Battle of Mukden.....	Feb. 24-March 12, 1905
Battle of Sea of Japan.....	May 27-28, 1905
Roosevelt peace proposal.....	June 7, 1905
Sakhalin captured.....	July 31, 1905
Portsmouth peace conference.....	Aug. 9-29, 1905
Peace treaty signed.....	Sept. 5, 1905

WINE CROP OF THE WORLD IN 1905.

[Estimate of the Feuille Vinicole de la Gironde.]

Countries.	Gallons.	Countries.	Gallons.
France (including Algeria and Tunis).....	1,710,900,000	Switzerland.....	22,190,000
Italy.....	856,520,000	Australasia.....	7,925,000
Spain.....	428,000,000	Servia.....	6,605,000
Austria-Hungary.....	192,800,000	Oceania.....	6,605,000
Portugal.....	108,320,000	Brazil.....	5,600,000
Germany.....	79,600,000	Cape Colony.....	4,490,000
Russia.....	76,620,000	Azores, Canary and Madeira islands.....	3,830,000
Chile.....	74,200,000	Uruguay.....	2,780,000
Roumania.....	52,840,000	Peru.....	2,400,000
Argentine Republic.....	34,350,000	Bolivia.....	610,000
Turkey.....	34,350,000	Mexico.....	425,000
United States.....	34,000,000		
Bulgaria.....	29,100,000		
		Total.....	3,775,060,000

**BANKING STATISTICS.**

[From reports of the comptroller of the currency.]  
**NATIONAL BANKS OF THE UNITED STATES.**

SIX MONTHS ENDING—	Banks.	Capital.	Surplus.	Total dividends.	Net earnings.	RATIOS.		
						Divi- dends to capital	Divi- dends to capital and surpl's.	Earn- ings to capital and surpl's.
1900, Mar. 1.....	3,587	\$604,756,505	\$253,475,898	\$24,223,936	\$40,151,068	4.01	2.82	4.63
Sept. 1.....	3,632	613,053,635	250,914,856	23,766,088	47,142,447	3.88	2.75	5.46
1901, Mar. 1.....	3,909	631,979,492	265,470,791	26,414,956	40,548,375	4.18	2.94	4.52
Sept. 1.....	4,060	639,043,080	271,432,304	26,201,822	41,305,420	4.10	2.88	4.54
1902, Mar. 1.....	4,232	680,173,259	290,814,593	39,517,420	57,797,747	5.80	4.03	5.90
Sept. 1.....	4,305	667,354,275	305,211,716	28,681,874	48,783,730	4.30	2.95	5.02
1903, Mar. 1.....	4,566	710,231,395	343,713,237	31,441,748	53,959,990	4.43	2.98	5.12
Sept. 1.....	4,805	735,314,217	362,497,812	32,124,069	55,921,540	4.37	2.99	5.09
1904, Mar. 1.....	5,024	757,416,659	382,605,619	41,516,024	60,553,595	5.48	3.64	5.31
Sept. 1.....	5,244	765,948,390	393,299,071	34,072,866	52,382,832	4.45	2.93	4.50
1905, Mar. 1.....	5,429	770,280,133	406,392,709	36,923,456	52,813,322	4.79	3.14	4.49
Sept. 1.....	5,582	782,071,020	408,923,609	36,214,718	53,096,063	4.63	3.04	4.46
1906, Mar. 1.....	5,852	777,017,473	420,675,515	44,616,843	60,566,466	5.06	3.73	5.74

Sept. 4, 1906, there were in active operation 6,137 national banks with authorized capital of \$839,934,775. The surplus and undivided profits aggregated \$670,314,931; circulation outstanding, \$517,964,511; individual deposits, \$1,199,368,310. Principal resources: Loans and discounts, \$1,298,983,316; United States bonds on deposit to secure circulation, \$524,056,980; United States bonds on hand and with the treasurer to secure public deposits, \$109,850,438; specie, \$464,437,290; legal-tender notes, \$161,575,120; aggregate resources, \$8,016,021,006.

**GROWTH OF BANKING IN THE UNITED STATES.**

BANKS.	No.	CAPITAL.		INDIVIDUAL DEPOSITS.	
		Amount.	Per cent.	Amount.	Per cent.
1902—					
National.....	4,535	\$701,390,554	52.40	\$3,098,875,772	32.30
State, etc.....	7,889	499,621,208	} 47.00	6,005,847,214	} 67.70
Reporting capital only.....	3,732	138,548,654		478,592,792	
Total.....	16,156	1,340,160,416	100.00	9,583,315,778	100.00
1903—					
National.....	4,939	743,506,048	50.43	3,200,963,509	31.80
State, etc.....	8,745	578,418,944	} 49.57	6,352,700,055	} 68.20
Nonreporting.....	4,546	152,403,520		502,522,431	
Total.....	18,230	1,474,328,512	100.00	10,056,215,995	100.00
1904—					
National.....	5,331	767,378,148	52.06	3,312,439,341	31.70
State, etc.....	9,519	625,116,824	} 47.94	6,688,107,157	} 68.30
Nonreporting.....	3,994	81,409,702		447,968,962	
Total.....	18,844	1,473,904,674	100.00	10,448,545,990	100.00
1905—					
National.....	5,698	791,567,231	51.41	3,783,658,494	32.10
State, etc.....	10,742	671,599,149	} 48.59	7,567,080,822	} 67.90
Nonreporting.....	3,560	76,694,000		435,582,000	
Total.....	19,910	1,539,860,380	100.00	11,786,321,316	100.00
1906—					
National.....	6,053	826,129,785	50.23	4,055,873,636	32.12
State, etc.....	11,852	739,163,401	} 49.77	8,159,594,029	} 67.88
Nonreporting.....	3,491	75,356,000		413,160,000	
Total.....	21,396	1,640,649,186	100.00	12,628,927,665	100.00

**BANKING POWER OF THE UNITED STATES (1906).**

CLASSIFICATION.	No.	Capital.	Surplus, etc.	Deposits.	Circulation.	Total.
National banks.....	6,053	\$826,129,785	\$95,163,368	*\$4,145,783,632	\$510,860,726	\$6,147,937,511
State, etc., banks. ....	11,852	739,163,401	893,679,524	8,159,894,029	.....	9,792,736,954
Nonreporting banks.....	3,491	75,356,000	33,280,000	413,160,000	.....	521,796,000
Total.....	21,396	1,640,649,186	1,592,122,892	12,718,837,661	510,860,726	16,462,470,465

\*Includes government deposits.

†Estimated capital, etc., based on reports received from private banks.



## RESOURCES AND LIABILITIES OF STATE BANKS, LOAN AND TRUST COMPANIES, SAVINGS AND PRIVATE BANKS (1906).

CLASSIFICATION.	8,862 state banks.	742 loan and trust companies.	1,319 savings banks.	929 private banks.	Total, 11,852 banks.
<b>RESOURCES.</b>					
Loans on real estate.....	\$150,759,337	\$166,524,402	\$1,323,729,850	\$13,430,972	\$1,654,444,561
Loans on other collateral security.....	80,287,952	895,884,351	58,946,703	8,303,090	1,043,422,096
Other loans and discounts.....	2,069,756,478	547,059,086	293,274,919	72,715,318	2,922,805,801
Overdrafts.....	32,155,877	939,994	977,543	2,086,329	36,159,743
United States bonds.....	5,603,389	1,678,160	12,178,254	540,804	20,000,607
State, county and municipal bonds.....	10,036,457	17,305,806	140,893,235	1,120,184	168,855,682
Railroad bonds and stocks.....	2,375,440	46,592,816	346,561,198	625,909	396,155,388
Bank stocks.....	514,496	10,126,733	25,860,373	170,076	36,671,678
Other stocks, bonds and securities.....	394,437,012	684,581,875	1,084,782,527	4,674,732	2,168,476,146
Due from other banks and bankers.....	513,029,009	289,102,143	156,764,518	24,723,406	983,619,076
Real estate, furniture and fixtures.....	108,461,141	86,219,390	52,410,539	6,738,248	253,829,318
Checks and other cash items...	89,914,963	9,913,537	102,911	694,264	100,625,675
Cash on hand.....	231,863,412	70,183,686	26,129,931	6,761,156	334,938,185
Other resources.....	47,855,354	133,118,525	60,911,699	1,461,312	243,346,890
Total.....	3,677,050,317	2,959,230,534	3,583,024,195	144,045,800	10,363,350,846
<b>LIABILITIES.</b>					
Capital stock.....	\$421,845,705	\$268,384,337	\$28,896,367	\$20,036,992	\$739,163,401
Surplus fund.....	170,920,117	348,236,524	205,422,779	6,361,155	731,940,535
Other undivided profits.....	80,194,691	47,137,036	31,911,510	2,495,632	161,738,929
Dividends unpaid.....	499,360	440,582	.....	43,838	983,780
Individual deposits.....	2,741,464,129	2,008,937,790	3,293,544,601	109,947,509	8,159,894,029
Due other banks and bankers.....	190,045,500	153,290,851	8,540,751	1,869,285	353,744,387
Other liabilities.....	72,080,815	132,803,374	7,708,167	8,291,389	215,883,745
Total.....	3,677,050,317	2,959,230,534	3,583,024,195	144,045,800	10,363,350,846

## INDIVIDUAL DEPOSITS IN STATE, SAVINGS, PRIVATE BANKS, LOAN AND TRUST COMPANIES AND NATIONAL BANKS.

LOCATION AND CLASS OF BANKS.	INDIVIDUAL DEPOSITS.				
	1896.	1900.	1904.	1905.	1906.
<b>United States—</b>					
State banks.....	\$695,659,914	\$1,264,916,610	\$2,054,936,715	\$2,348,470,033	\$2,722,922,028
Savings banks.....	1,935,466,468	2,389,719,954	2,918,775,329	3,033,077,357	3,239,544,601
Private banks.....	59,116,378	94,928,547	95,791,454	127,937,098	109,947,509
Loan and trust companies...	586,168,156	1,028,232,407	1,600,322,325	1,980,836,737	2,008,937,790
Total.....	3,276,710,916	4,777,797,518	6,669,825,823	7,550,341,225	8,141,351,928
National banks.....	1,668,413,507	2,458,032,758	3,311,433,507	3,782,730,272	4,054,677,558
Grand total.....	4,945,124,423	7,235,830,276	9,981,259,330	11,333,071,497	12,196,029,486
<b>Island Possessions—</b>					
State banks.....	.....	1,818,672	18,281,334	16,739,597	18,542,101
Private banks.....	.....	1,277,502	.....	.....	.....
National banks.....	.....	.....	1,006,335	928,222	1,196,079
Grand total, islands.....	.....	3,096,174	19,287,669	17,667,819	19,738,180
<b>United States and Islands—</b>					
State banks.....	.....	.....	.....	.....	2,741,461,129
Savings banks.....	.....	.....	.....	.....	3,239,544,601
Private banks.....	.....	.....	.....	.....	109,947,509
Loan and trust companies...	.....	.....	.....	.....	2,008,937,790
Total.....	.....	.....	.....	.....	8,159,894,029
National banks.....	.....	.....	.....	.....	4,055,873,637
Grand total United States and islands.....	4,945,124,423	7,238,986,450	10,000,546,999	11,350,739,316	12,215,767,666

## LOSS OF THE CRUISER AQUIDABAN.

The Brazilian armored cruiser Aquidaban was sunk by the explosion of its powder magazine at 10:45 o'clock Sunday evening, Jan. 21, 1906, while at Port Jacarapegua in the bay of Rio Janeiro. Of the officers and crew 212 were killed or drowned, thirty-six were injured and ninety-six were saved unhurt. Among the dead were three rear-

admirals of the Brazilian navy, a captain and two commanders, the presence of so many high officers on board being explained by the fact that at the time of the disaster the minister of marine and his staff were making a visit of inspection to various ports in the bay with a view to selecting the site for a new arsenal.

## SAVINGS BANKS OF THE UNITED STATES.

Aggregate savings deposits of savings banks, with the number of depositors, by states and territories, 1903-1904 and 1904-1905.

STATES, TERRITORIES AND DIVISIONS.	1903-1904.			1904-1905.		
	Number of depositors.	Amount of deposits.	Average to each depositor.	Number of depositors.	Amount of deposits.	Average to each depositor
Eastern—Maine .....	211,217	\$76,405,222	\$361.74	212,193	\$78,230,219	\$368.78
New Hampshire.....	159,356	66,140,710	413.50	164,891	70,278,991	426.21
Vermont.....	139,853	46,958,291	335.77	144,328	49,871,907	342.08
Massachusetts.....	1,723,015	608,415,410	353.11	1,766,614	631,315,801	357.36
Rhode Island.....	132,536	64,841,318	489.16	123,688	61,105,146	494.03
Connecticut.....	461,387	212,177,974	459.87	474,548	220,597,198	464.86
Total.....	2,827,984	1,074,938,925	380.10	2,886,202	1,110,897,262	384.90
Middle—New York.....	2,406,690	1,166,091,444	484.52	2,513,570	1,252,928,300	498.47
New Jersey.....	246,056	77,710,785	315.82	254,578	81,816,368	321.38
Pennsylvania.....	420,965	135,541,905	321.97	426,113	141,511,087	332.10
Delaware.....	27,552	7,134,859	259.15	28,117	7,552,078	268.31
Maryland.....	1152,038	61,852,712	406.83	151,656	62,839,423	414.49
District of Columbia.....	13,203	2,144,470	162.42	16,125	3,280,831	203.46
Total.....	3,266,454	1,450,476,175	444.05	3,390,189	1,549,948,087	457.19
Southern—West Virginia	5,208	925,357	177.68	5,092	935,296	183.68
North Carolina.....	†22,388	4,333,888	193.58	24,511	5,117,207	208.77
Total.....	27,596	5,259,245	190.58	29,603	6,052,503	204.46
Western—Ohio.....	92,685	48,764,476	526.13	95,047	50,755,728	534.01
Indiana.....	26,112	8,976,509	343.77	28,286	9,727,195	343.88
Illinois.....	†116,897	†141,403,282	339.18	127,951	163,158,762	351.83
Wisconsin.....	4,703	865,551	184.04	5,360	921,585	173.88
Minnesota.....	76,432	19,238,652	251.71	†69,686	16,628,787	238.62
Iowa.....	*241,020	88,947,278	369.04	216,501	100,232,672	343.85
Total.....	857,849	308,195,348	359.25	967,771	346,424,659	357.06
Pacific States and Terri- tories—California (total Pacific states)..	†325,500	221,308,918	679.78	†422,464	247,913,608	586.82
Total United States.	7,905,443	3,060,178,611	418.89	7,696,229	3,261,236,119	423.74

\*Estimated. †Partially estimated. ‡Savings deposits in state institutions having savings departments.

## SAVINGS-BANK STATISTICS FROM 1820.

YEAR.	Number of banks.	Number of depositors.	Deposits.	Average to each depositor.	Average per capita in the U. S.
1820.....	10	8,635	\$1,138,576	\$131.86	\$0.12
1830.....	36	38,085	6,973,304	183.09	.54
1840.....	61	78,701	14,051,520	178.54	.82
1850.....	108	251,354	43,431,130	172.78	1.87
1860.....	278	693,870	149,277,504	215.13	4.75
1870.....	517	1,630,846	549,874,358	337.17	14.26
1880.....	629	2,335,582	819,106,973	350.71	16.33
1890.....	921	4,258,805	1,524,844,506	358.03	21.35
1891.....	1,011	4,533,217	1,623,079,749	358.04	25.29
1892.....	1,059	4,781,605	1,712,769,026	358.20	26.11
1893.....	1,060	4,830,599	1,785,150,957	369.55	26.63
1894.....	1,024	4,777,687	1,747,961,280	365.86	25.53
1895.....	1,017	4,875,519	1,810,597,023	371.36	25.88
1896.....	988	5,065,494	1,907,156,277	376.50	26.68
1897.....	980	5,201,132	1,939,376,065	372.88	26.50
1898.....	979	5,385,746	2,065,631,288	383.54	27.67
1899.....	987	5,687,818	2,230,366,954	392.13	29.24
1900.....	1,002	6,107,083	2,449,547,885	401.10	31.78
1901.....	1,007	6,358,723	2,597,094,580	408.30	33.44
1902.....	1,036	6,666,672	2,750,177,290	412.53	34.81
1903.....	1,078	7,035,228	2,935,204,845	417.21	36.52
1904.....	1,157	7,305,443	3,060,178,611	418.89	37.43
1905.....	1,237	7,696,229	3,261,236,119	423.74	39.17
1906.....	1,319	8,027,192	3,482,137,198	433.79	41.13

SCHOOL SAVINGS-BANK STATISTICS.

Up to Jan. 1, 1906, the school savings bank system was in operation in 1,023 schools of 122 cities of twenty-five states of America. The total deposits in these banks since they were started amounted to \$4,864,575.98, of which \$3,641,015.66 had been withdrawn, leaving a balance of \$1,223,560.32 due the little depositors.

The school savings-bank system was introduced by J. H. Thiry in the schools of Long Island City (now part of New York), N. Y., March 16, 1885, and it is largely through his efforts that it has been adopted

in so many places in the United States and Canada. The purpose of the system is, of course, to encourage thrift, prudence and business methods among children at an age when their life habits are in process of formation. It has been found to produce excellent results in this direction and in many instances parents have profited by the example set by their children. The following figures are taken from a table of statistics furnished by Mr. Thiry. They include only places in which the number of depositors is 1,000 or more:

CITY.	Banks*	Depositors.	Deposited.	Withdrawn.	Due depositors.
Atlantic City, N. J.....	102	1,200	\$61,167.74	\$64,380.65	\$26,787.09
Bangor, Me.....	61	1,517	20,250.00	7,000.00	13,250.00
Buffalo, N. Y.....	5,462	5,462	106,388.93	98,538.71	7,855.22
Dayton, O.....	22	2,127	31,845.07	21,107.67	10,737.40
Grand Rapids, Mich.....	325	5,865	69,472.15	54,212.98	35,199.17
Kansas City, Mo.....	650	2,139	73,667.00	56,030.00	17,637.00
Long Island City, N. Y.....	250	3,814	197,909.27	162,581.71	35,327.56
Marlboro, Mass.....	53	1,150	11,283.65	2,392.43	8,891.22
New York, N. Y.....	250	271,759	2,896,584.05	2,277,644.41	618,939.64
Norristown, Pa.....	40	1,893	152,327.13	118,922.60	33,404.53
Oklahoma, O. T.....	110	1,000	6,100.00	1,890.35	4,209.65
Pittsburg, Pa.....	900	24,000	212,720.44	126,704.41	86,016.03
St. Paul, Minn.....	20	3,850	32,156.20	30,128.42	2,027.78
Shenandoah, Pa.....	59	1,520	26,336.65	14,969.42	11,367.23
Somerville, Mass.....	232	5,500	35,638.59	30,138.59	5,500.00
South Bend, Ind.....	12	1,562	2,028.05	502.28	1,525.77
Spokane, Wash.....	119	1,856	37,190.08	18,595.51	18,594.57
Springfield, Mass.....	66	3,000	45,489.06	41,867.37	3,631.69
Toledo, O.....	355	5,088	181,780.04	128,430.54	53,349.50
Williamsport, Pa.....	90	1,278	55,525.03	31,264.58	24,260.45

\* A teacher collecting the money of the pupils of his or her class constitutes a savings bank.

CARNEGIE INSTITUTION OF WASHINGTON.

[Prepared by William Barnum, chief clerk.] The Carnegie Institution of Washington was incorporated Jan. 4, 1902, and endowed by Andrew Carnegie with \$10,000,000. The purpose of the institution is thus declared by its founder:

"It is proposed to found in the city of Washington an institution which, with the co-operation of institutions now or hereafter established, there or elsewhere, shall in the broadest and most liberal manner encourage investigation, research and discovery—show the application of knowledge to the improvement of mankind, provide such buildings, laboratories, books and apparatus as may be needed, and afford instruction of an advanced character to students properly qualified to profit thereby."

The following list shows the departments of investigations to which the larger grants have been assigned and the amounts of those grants in 1905:

Station for experimental evolution.....	\$12,000
Tortugas marine biological laboratory.....	15,700
Desert botanical laboratory.....	6,000
Horticulture (Luther Burbank).....	10,000
Economics and sociology.....	30,000
Historical research.....	14,000
Terrestrial magnetism.....	25,000
Solar observatory (Mount Wilson).....	150,000
Geophysical research.....	24,000
Nutrition.....	16,000
Paleontology.....	1,800

The institution up to the beginning of

1906 had made about 300 grants in aid of small projects carried on by individual experts for a limited period of time.

Under the original organization the endowment and the conduct of the institution were intrusted to a board of twenty-seven trustees, but under act of congress approved April 28, 1904, certain ex-officio trustees were dispensed with. The board now consists of the following persons:—

Trustees—John S. Billings, John L. Cadwalader, Cleveland H. Dodge, W. N. Frew, Lyman J. Gage, Daniel C. Gilman, Henry L. Higginson, E. A. Hitchcock, William Wirt Howe, Charles L. Hutchinson, S. P. Langley, William Lindsay, Seth Low, Wayne MacVeagh, D. O. Mills, S. Weir Mitchell, William M. Morrow, Elihu Root, John C. Spooner, Charles D. Walcott, Andrew D. White, Robert S. Woodward, Carroll D. Wright.

The officers are as follows:  
President of the Institution—Robert S. Woodward.

Officers of Board of Trustees—John S. Billings, chairman; Elihu Root, vice-chairman; C. H. Dodge, secretary.

Executive Committee—Carroll D. Wright, chairman; Charles D. Walcott, secretary; John S. Billings, Daniel C. Gilman, S. Weir Mitchell, Elihu Root, Robert S. Woodward.

The offices of the institution are in the Bond building, Washington, D. C.

## FOREIGN BANKING STATISTICS.

CAPITAL, CIRCULATION AND DEPOSITS JUNE 30, 1905.

Expressed in millions of dollars.

BANKS.	Capital.	Circulation.	Deposits.	BANKS.	Capital.	Circulation.	Deposits.
Imperial Bank of Germany.....	28.9	388.7	144.8	Bank of Portugal.....	14.6	73.6	2.2
Banks of issue of Germany.....	15.8	38.4	22.1	National Bank of Roumania.....	2.9	32.6	.....
Bank of Austria-Hungary.....	41.9	341.1	33.2	United Kingdom—			
National Bank of Belgium.....	9.6	134.9	14.6	Bank of England.....	70.8	150.7	223.5
National Bank of Bulgaria.....	1.8	8.2	13.9	Banks of Scotland.....	45.3	35.0	507.5
National Bank of Denmark.....	6.8	33.3	1.3	Banks of Ireland.....	35.5	32.3	267.5
Bank of Spain.....	28.9	311.2	113.8	Imperial Bank of Russia.....	28.3	486.0	79.9
Bank of Finland.....	1.9	14.3	4.7	National Bank of Servia.....	1.1	6.5	.4
Bank of France.....	35.2	871.1	132.7	Royal Bank of Sweden.....	11.9	47.9	14.7
National Bank of Greece.....	3.9	24.2	19.9	Banks of issue of Switzerland.....	30.1	45.2	272.8
Italy—Bank of Italy.....	28.9	183.2	34.9	Imperial Ottoman Bank.....	24.0	6.0	46.2
Bank of Naples.....	11.6	61.9	16.2	Bank of Japan.....	15.0	131.3	8.4
Bank of Sicily.....	3.5	14.4	7.3	Bank of Algiers.....	.....	22.3	2.3
Bank of Norway.....	3.5	21.6	2.3				
Bank of Netherlands.....	8.0	104.9	6.1	Total.....	506.2	3,625.8	1,993.2

## FOREIGN POSTAL SAVINGS BANKS RETURNS.

COUNTRY.	Date to which figures refer.	Number of Depositors.	Deposits.	Average deposit.
Australia, Commonwealth of—				
New South Wales.....	Dec. 31, 1903.....	237,389	\$34,155,165	\$143.88
Tasmania.....	Dec. 31, 1903.....	16,159	1,952,638	120.84
Austria—Savings department	Dec. 31, 1903.....	1,694,702	26,568,590	21.58
Banking department	Dec. 31, 1903.....	57,038	54,918,334	962.84
Belgium.....	Dec. 31, 1904.....	1,785,145	109,960,859	61.60
Bulgaria.....	Dec. 31, 1902.....	17,048	222,136	13.03
Canada.....	June 30, 1904.....	168,572	45,419,706	269.44
Egypt.....	Dec. 31, 1904.....	29,151	889,147	30.50
France.....	Dec. 31, 1903.....	4,143,888	215,766,859	52.07
Hungary—Savings department	Dec. 31, 1903.....	484,834	10,713,966	22.10
Banking department	Dec. 31, 1903.....	10,312	9,732,631	948.66
India, British.....	March 31, 1904.....	987,635	40,014,543	40.52
Italy.....	May 31, 1905.....	5,402,497	194,278,656	35.96
Japan.....	Dec. 31, 1903.....	3,501,353	15,758,653	4.50
Formosa.....	Dec. 31, 1903.....	50,836	451,709	8.89
Netherlands.....	Dec. 31, 1903.....	1,035,527	44,028,527	42.52
Dutch East Indies.....	Dec. 31, 1904.....	37,818	2,379,437	62.92
Russia, including—Asiatic part.	Dec. 31, 1903.....	1,337,680	*88,425,380	65.36
Finland.....	Dec. 31, 1903.....	53,303	981,250	18.34
Sweden.....	Dec. 31, 1903.....	570,686	14,601,238	25.59
United Kingdom.....	Dec. 31, 1904.....	9,673,717	721,893,466	74.62
British colonies, not elsewhere specified—				
Cape Colony.....	June 30, 1905.....	95,590	12,401,837	129.74
Guiana.....	Dec. 31, 1903.....	9,189	283,506	28.68
New Zealand.....	Dec. 31, 1903.....	243,675	35,957,021	146.56
Total.....		31,643,744	1,691,784,744	53.46

\*Exclusive of securities deposited with the postal savings banks, the nominal value of which, at the end of the year, amounted to \$6,264,563.

## FAILURES IN THE UNITED STATES.

[From Dun's Review, New York.]

CALENDAR YEAR.	1ST QUAR.		2D QUAR.		3D QUAR.		4TH QUAR.		TOTAL FOR YEAR.		
	No. failures.	Amt. of liabilities.	No. failures.	Amt. of liabilities.	No. failures.	Amt. of liabilities.	No. failures.	Amt. of liabilities.	No. failures.	Amt. of liabilities.	Average liabilities.
1895.....	3802	\$47,813,083	2855	\$41,026,261	2792	\$32,167,179	3748	\$52,188,737	13,197	\$173,196,060	\$13,124
1896.....	4031	57,425,135	2935	40,444,547	3757	73,284,649	4305	54,941,809	15,088	226,026,154	14,992
1897.....	3932	48,007,911	2889	43,684,876	2881	25,601,188	3649	37,038,066	13,351	154,322,071	11,559
1898.....	3687	32,946,565	3031	34,498,074	2540	25,104,778	2668	38,113,482	12,186	130,662,869	10,722
1899.....	2772	27,152,031	2081	14,910,903	2001	17,640,972	2483	31,175,984	9,337	90,879,889	9,733
1900.....	2994	33,022,573	2438	41,724,879	2519	27,119,962	2923	36,628,225	10,774	138,495,673	12,854
1901.....	3325	31,703,486	2424	24,101,204	2324	24,756,172	2919	32,531,514	11,145	113,092,376	10,279
1902.....	3418	33,731,758	2747	26,643,098	2511	25,032,634	2939	32,069,279	11,615	117,476,769	10,114
1903.....	3200	34,344,483	2248	32,452,827	2548	34,858,565	3893	53,788,330	12,069	155,444,185	12,879
1904.....	3344	48,066,721	2870	31,424,188	2989	32,168,296	3016	32,548,106	12,199	144,202,311	11,820
1905.....	3443	30,162,505	2767	25,742,080	2696	20,329,439	2714	26,442,144	11,520	102,676,172	8,913
1906.....	3102	33,761,107	2510	28,902,967	2300	21,996,163					

NATIONAL DEBTS, REVENUES AND EXPENDITURES.

[From report prepared by O. P. Austin, chief of bureau of statistics.]

COUNTRY.	Year.	Total in United States currency.	Rates of interest Per cent.	Interest and other annual charges (budget estimate).	Revenue.	Expenditure.	PER CAPITA OF		
							Debt.	Interest.	Revenue.
Argentina .....	1902	\$479,765,295	4 1/2	\$5,021,820	\$62,723,000	\$60,757,000	\$100.08	\$7.30	\$13.08
Australasia .....	1903	1,084,605,444	3 - 5	41,979,208	140,755,000	142,148,000	287.54	11.13	37.32
New Zealand...	1903	275,439,126	3 - 5	9,251,114	31,376,000	30,241,000	349.54	11.74	39.82
Austria-Hungary	1903	1,107,464,025	3 - 4	50,910,903	75,896,000	75,896,000	24.39	1.12	1.67
Austria .....	1903	789,020,208	3 - 5 1/2	34,279,394	350,509,000	350,424,000	28.26	1.31	13.40
Hungary .....	1902	1,038,585,000	3 - 4	49,046,091	220,672,000	221,649,000	53.93	2.55	11.46
Belgium .....	1902	544,052,979	2 1/2	27,702,551	122,457,000	116,500,000	81.28	4.14	18.32
Bolivia .....	1901	6,180,602	4 - 5	253,661	3,614,000	3,663,000	3.40	.14	1.99
Brazil .....	1902	540,683,936	4 - 6	23,974,043	137,235,000	99,396,000	37.72	1.67	9.58
British colonies.	1903	368,763,125	3 - 6	12,000,000	121,885,000	117,381,000	25.55	.83	8.44
Bulgaria .....	1902	62,425,200	5 - 6	5,094,670	18,917,000	18,853,000	16.67	1.36	5.05
Canada .....	1902	271,829,000	2 1/2 - 5	13,808,565	58,051,000	50,759,000	49.81	2.53	10.64
Chile .....	1902	107,304,151	4 1/2 - 5	4,727,871	38,684,000	44,001,000	35.17	1.52	12.68
China .....	1902	613,140,000	4 - 8	30,452,000	62,710,000	71,896,000	1.50	.07	.15
Co'ombia .....	1903	144,494,732	1 1/2	Default	.....	.....	3.62	.....	.....
Costa Rica .....	1903	14,603,556	2 1/2	623,496	2,820,000	2,812,000	46.66	1.99	9.01
Denmark .....	1903	66,033,819	3 - 4	2,184,254	20,306,000	20,792,000	26.61	.89	8.24
Ecuador .....	1903	5,746,628	3 1/2 - 5	393,018	5,208,000	4,540,000	4.77	.33	4.32
Egypt .....	1903	500,743,813	3 - 4 1/2	21,712,992	60,051,000	56,511,000	51.44	2.23	6.17
Finland .....	1903	25,897,277	3 - 3 1/2	1,156,583	23,555,000	24,993,000	9.44	.42	9.31
France .....	1903	5,854,706,409	3 - 3 1/2	227,761,491	695,276,000	695,250,000	150.32	5.85	17.85
Tunis .....	1902	30,433,784	8	1,333,537	6,158,000	6,481,000	16.02	.70	3.24
German empire..	1902	684,849,400	3 - 3 1/2	23,582,000	495,853,000	553,222,000	11.94	.40	8.47
German states ..	1902	2,687,621,000	3 - 4	111,121,700	904,287,000	903,990,000	45.90	1.89	15.44
Greece .....	1903	159,787,136	2 1/2 - 5	4,473,046	14,664,000	14,327,000	65.65	1.84	6.02
Guatemala .....	1903	12,142,334	4 - 8	704,621	2,046,000	2,169,000	7.37	.43	1.24
Haiti .....	1902	27,961,249	5 - 6	2,965,890	7,327,000	7,341,000	21.61	2.16	5.66
Honduras .....	1903	96,249,717	5 - 10	229,826	1,375,000	1,264,000	124.19	.30	1.77
India-British..	1902	1,102,905,139	3 - 4 1/2	36,223,068	371,531,000	346,440,000	3.74	.12	1.26
Italy .....	1902	2,560,605,000	3 - 5	114,422,546	375,000,000	356,492,000	78.85	3.52	11.54
Japan .....	1902	261,857,143	4 - 5	21,705,421	133,039,000	132,895,000	5.71	.47	2.90
Korea .....	1903	.....	.....	.....	5,362,000	5,361,000	.....	.....	.45
Mexico .....	1902	175,945,345	3 - 5	9,070,028	20,171,000	27,819,000	12.99	.67	2.15
Netherlands ..	1903	463,150,904	2 1/2 - 3	13,963,005	61,526,000	61,526,000	86.62	2.61	11.50
Nicaragua .....	1903	5,590,636	4 - 6	372,410	2,403,000	2,393,000	11.18	.74	4.81
Norway .....	1902	70,376,355	3 - 3 1/2	2,672,415	27,000,000	27,259,000	31.09	1.18	11.93
Paraguay .....	1903	11,223,805	3 - 4 1/2	152,446	11,007,000	11,007,000	17.45	.24	17.31
Persia .....	1903	16,737,500	5	1,000,000	7,300,000	7,300,000	1.76	.11	.77
Peru .....	1902	23,159,700	.....	.....	7,533,000	7,016,000	5.02	.....	1.63
Portugal .....	1903	819,886,580	3 - 4 1/2	22,709,806	57,336,000	62,170,000	151.02	4.18	10.56
Roumania .....	1902	272,774,501	4 - 5	16,683,131	42,114,000	38,906,000	46.13	2.82	7.12
Russia .....	1903	3,414,061,734	3 - 5	151,113,688	1,101,107,000	1,116,095,000	24.21	1.07	7.81
San Salvador ..	1903	3,696,472	4 - 5	206,994	3,281,000	3,274,000	3.67	.20	3.26
Santo Domingo..	1903	26,219,449	2 1/2 - 4	Default	1,910,000	1,722,000	42.98	.....	3.13
Servia .....	1902	80,806,223	4 - 5	3,748,400	13,619,000	14,086,000	31.86	1.48	5.37
Siam .....	1903	.....	.....	.....	13,823,000	13,640,000	.....	.....	2.76
Spain .....	1903	2,061,389,972	4 - 5	80,390,654	197,077,000	187,846,000	110.72	4.32	10.58
Sweden .....	1903	92,833,336	3 - 4	3,207,960	49,712,000	49,593,000	17.86	.61	9.56
Switzerland ..	1903	17,400,567	3 1/2	838,016	20,691,000	20,563,000	5.18	.25	6.16
Turkey .....	1903	723,125,400	3 1/2 - 5	28,420,900	81,450,000	81,089,000	29.00	1.14	3.26
United Kingdom.	1903	3,885,166,333	2 1/2 - 3 1/2	158,376,412	737,526,000	897,790,000	92.59	3.29	11.57
United States...	1905	989,866,772	2 - 4	24,590,944	697,101,000	720,105,000	11.91	.29	8.39
Philippines...	1903	6,000,000	4	240,000	15,326,000	14,263,000	.....	.79	.03
Uruguay .....	1903	127,362,827	3 1/2 - 5	6,741,800	16,703,000	15,032,000	132.81	7.03	17.42
Venezuela .....	1903	49,333,647	3 - 5	Default	4,818,000	5,026,000	20.14	.....	1.97

NOTE—The years for which the revenues and expenditures are given are approximately, but not in all cases, the same as those for the debts.

WRECK OF THE STEAMSHIP VALENCIA.

The steamship Valencia of the Pacific Coast Steamship company's line ran ashore on the west coast of Vancouver Island early on the morning of Tuesday, Jan. 23, 1906, and was pounded to pieces on the Point Klanaway rocks. Of the 154 passengers aboard only thirty-five succeeded in making their escape. Attempts at rescue were made, but stormy weather and heavy seas prevent-

ed approach to the wreck and all who remained on the steamer died from exposure or were drowned by being swept overboard by the waves. The Valencia was bound from San Francisco for Puget sound points. Heavy fogs prevailed and the ship was steered by dead reckoning. She was far out of her course when she ran on the rocks.

## ARMIES AND NAVIES OF THE WORLD.

[Data chiefly from the Statesman's Year-Book for 1905.]

COUNTRY.	ARMY.		NAVY.		Total of armed forces.	Annual cost of army and navy.†
	Peace footing.	War footing.	Ships.‡	Men.		
Abyssinia.....	150,000				150,000	
Afghanistan.....	50,000				50,000	
Argentina.....	120,000	500,000	16	5,000	125,000	\$15,000,000
Australian Commonwealth.....	60,000		11	1,082	61,142	4,000,000
Austria-Hungary.....	386,870	2,580,000	60	5,000	391,870	69,379,829
Bolivia.....	49,731	180,000			49,731	18,929,355
Brazil.....	82,560				82,560	2,000,000
Canada.....	25,000		18	8,800	36,800	16,231,800
Chile.....	46,000	104,600			46,000	2,650,700
China.....	5,657		21		5,657	8,500,000
Colombia.....	200,000		6		200,000	17,000,000
Costa Rica.....	5,000		11		5,000	1,775,582
Cuba.....	6,000	150,000	2		6,000	
Denmark.....	3,720				3,720	
Denmark.....	9,779	67,448	18		9,779	4,614,000
Ecuador.....	4,379	95,000	2	130	4,509	1,365,000
Egypt.....	15,916				15,916	2,619,000
France.....	607,493	2,505,000	335	25,500	632,993	203,314,341
Germany.....	495,500	3,000,000	178	33,500	529,000	235,359,500
Great Britain.....	287,240	742,568	358	131,100	418,340	330,275,000
Greece.....	22,104	82,000	22	4,000	26,104	5,386,137
Guatemala.....	7,000	86,900			7,000	1,041,463
Haiti.....	7,478		6		7,478	
Honduras.....	25,000				25,000	588,084
Italy.....	261,516	2,222,637	95	25,000	289,516	77,174,705
Japan.....	632,000	1,000,000	114	30,080	668,080	31,735,505
Kongo State.....	16,183				16,183	
Mexico.....	27,702	146,500	9	1,163	28,865	8,282,578
Morocco.....	12,400	40,000	1		12,400	
Nepal.....	30,000				30,000	
Netherlands.....	29,431	65,000	38	10,250	41,011	17,831,703
Nicaragua.....	2,000	17,000			2,000	650,000
Norway.....	30,900	81,700	58	1,950	32,450	4,371,750
Panama.....	300		2	50	350	
Paraguay.....	1,582		3		1,582	
Persia.....	130,000	105,500	3		130,000	1,260,000
Peru.....	4,000		5		4,000	2,172,280
Portugal.....	33,446	175,380	50		33,446	2,115,388
Romania.....	65,120	173,948	24		66,120	8,919,879
Russia.....	1,100,000	4,600,000	87	60,000	1,160,000	239,467,687
Salvador.....	3,000	21,000	1		3,000	900,000
San to Domingo.....	6,000		3		6,000	
Serbia.....	100,507	300,000	1		100,507	4,062,336
Siam.....	5,000	10,000	22	12,000	17,000	
Spain.....	63,000	214,000	20		83,000	36,012,423
Sweden.....	37,200	540,000	53		37,200	14,159,754
Switzerland.....	142,999	537,899			142,999	4,755,102
Turkey.....	700,000	987,900	33	30,927	739,927	35,000,000
United States‡.....	61,247		130	46,963	111,210	170,733,311
Uruguay.....	4,000	40,000	3	184	5,084	2,160,146
Venezuela.....	7,600	60,000	5		7,600	2,210,913

\*Active militia. †Troops of the line. ‡In 1905. Authorized standing army. †††000,000. §Warships of all kinds except those absolutely worthless. ¶Figures are chiefly for 1905-1906. A few are estimates. ††Appropriations of 1906.

## MILITARY APPROPRIATIONS FOR 1906-1907.

[Data supplied by military information division, U. S. A.]

COUNTRY.	Army.	Fortifications.
Great Britain.....	\$144,987,336	\$11,483,580
France.....	156,614,388	1,158,000
Germany.....	156,608,043	1,631,503
Italy.....	55,107,650	
United States.....	71,817,165	5,053,983

## AMERICAN LOSSES IN SPANISH AND PHILIPPINE WARS.

From wounds or disease.

	Officers. En. men.	Officers. En. men.
May 1, 1898, to June 30, 1899.....	224	6,395
June 30, 1899, to July 1, 1900....	74	1,930
July 1, 1900, to June 30, 1901....		57
		1,932

## Foreign Governments.

Rulers and cabinets of the leading countries, with the latest statistics of their area, population, exports and imports.

## GREAT BRITAIN.

GOVERNMENT—King, Edward VII.; heir-apparent, George Frederick, prince of Wales.

Prime Minister and First Lord of the Treasury—\*Sir H. Campbell-Bannerman.  
Lord Chancellor—\*Lord Loreburn.  
Lord President of the Council—\*Earl of Crewe.

Lord of Privy Seal—Marquis of Ripon.  
President of the Board of Education—Augustine Birrell.

Chancellor of Exchequer—\*H. H. Asquith.  
Home Secretary—\*Herbert J. Gladstone.

Foreign Secretary—\*Sir Edward Grey.  
Colonial Secretary—\*Earl of Elgin.  
Secretary for War—\*R. B. Haldane.

Secretary for India—\*John Morley.  
First Lord of Admiralty—\*Lord Tweedmouth.

Lord Chancellor of Ireland—\*Samuel Walker.

Chief Secretary for Ireland—\*James Bryce.  
Secretary for Scotland—\*John Sinclair.  
President of the Board of Trade—\*D. Lloyd-George.

President of the Local Government Board—\*John Burns.

President of the Board of Agriculture—\*Earl of Carrington.

Postmaster-General—\*Sydney Buxton.  
Lord Lieutenant of Ireland—Lord Aberdeen.

Chancellor of the Duchy—\*Sir Henry Fowler.

Lord Advocate—Thomas Shaw.

Attorney-General—Sir J. Lawson Waiton.  
Solicitor-General—Sir M. S. Robson.

Solicitor-General for Scotland—Alexander Ure.

Attorney-General for Ireland—R. R. Cherry.

Solicitor-General for Ireland—Redmond Barry.

\*Members of the cabinet.

The British parliament, in which the highest legislative authority is vested, consists of the house of lords and the house of commons. The former in 1905 had 591 members and the latter 670. The sessions usually last from February to August.

AREA AND POPULATION—The total area of England, Scotland, Ireland, Wales, the Isle of Man and the Channel Islands is 121,391 square miles; the total for the British empire is 11,391,036 square miles. The total population of the empire in 1901 was 383,165,494. The population of the united kingdom April 1, 1901, when the last census was taken, was: England and Wales, 32,527,843; Scotland, 4,472,103; Ireland, 4,458,775; Isle of Man, 54,752; Channel Islands, 95,618. Total, 41,976,827.

The cities of England and Wales having more than 100,000 population each are:

London	4,536,063	Kingston-upon-Hull	240,618
Liverpool	684,947	Bradford	279,809
Manchester	543,969	Nottingham	239,753
Birmingham	522,182	Salford	220,956
Leeds	428,953	Newcastle	214,803
Sheffield	380,717	Leicester	211,574
Bristol	328,842	Portsmouth	189,160
West Ham	267,308		

Bolton	168,205	Preston	112,982
Cardiff	164,420	Norwich	111,728
Sunderland	146,565	Birkenhead	110,926
Oldham	137,238	Gateshead	109,887
Croydon	133,885	Plymouth	107,509
Blackburn	127,527	Derby	105,755
Brighton	123,478	Halifax	104,933
Willesden	114,815	Southampton	104,911
Rhondda	113,735	Tottenham	102,519

The figures given in the above table for London are for the inner or registration district alone. Including the outer belt of suburban towns, which are within the metropolitan police district, the population of "Greater London" on the 31st of March, 1901, was 6,581,372; estimate in July, 1905, 7,019,172.

Population of the chief cities of Scotland in 1901:

Glasgow	735,906	Kilmarnock	34,161
Edinburgh	316,479	Kirkcaldy	34,064
Dundee	160,871	Perth	32,872
Aberdeen	143,722	Hamilton	32,775
Paisley	79,355	Motherwell	30,423
Leith	76,667	Parkhead	29,271
Govan	76,351	Ayr	28,624
Greenock	67,645	Dunfermline	25,250
Partick	54,274	Airdrie	22,288
Coatbridge	36,981	Wishaw	20,869

The total population of Ireland in 1901 was 4,458,775, against a total of 4,704,750 in 1891, showing a decrease of 245,675, or 5.2 per cent. The decrease in each of the four provinces was: Leinster, 41,297; Munster, 98,568; Ulster, 38,463; Connaught, 69,876.

Population of the chief cities of Ireland in 1901:

Dublin	379,861	Drogheda	12,765
Belfast	348,876	Newry	12,587
Cork	99,693	Lurgan	11,777
Limerick	45,806	Lisburn	11,459
Londonderry	39,873	Wexford	11,154
Waterford	27,947	Sligo	10,862
Galway	13,414	Kilkenny	10,493
Dundalk	13,067		

The Dublin figures are for the metropolitan police district. Belfast and Londonderry have increased in population in the last ten years at the rate of 27.8 and 20.1 per cent respectively. Dublin city shows an increase of 7.6 per cent in the same period.

The total population of India in 1901 was 231,055,132. The latest available figures for other parts of the empire follow:

Aden and Perim	41,222	Ceylon	3,576,990
African protectorates	35,000,000	Falklands	1,760
Asiatic protectorates	1,200,000	Federated states	63,181,569
Bahamas	53,735	Fiji	117,870
Barbados	195,000	Gambia	13,500
Bermudas	17,535	Gibraltar	27,460
Basutoland	250,000	Gold Coast	1,473,900
Brit. Guiana	288,170	Hongkong	384,000
British Honduras	37,000	Jamaica	758,800
Cape Colony	2,350,000	Labuan	8,410
		Lagos	42,000
		Leeward Is.	127,434
		Malta	183,679

Mauritius ...	393,900	Pacific protectorates..	30,000
Natal .....	929,970	Sierra Leone	74,900
Newfoundland and Labrador	210,000	St. Helena..	9,850
New Guinea	350,000	Straits Settlements ..	512,400
New Zealand .....	772,719	Transvaal ...	1,094,100
Orange River Colony ....	207,500	Trinidad and Tobago	272,000
		Windward Is.	160,621

The population of Canada and of the new Australian commonwealth will be found under the head of those colonies.

**EXPORTS AND IMPORTS**—The total exports of the British empire in 1905 were \$3,367,466,000; of the united kingdom, \$1,599,420,539; total imports of the empire, \$4,514,871,000; of the united kingdom, \$2,749,669,426.

The total exports of the united kingdom to the United States in 1906 were \$210,019,336; imports, \$583,103,322.

**INDIA.**

**GOVERNMENT**—Governor-general, Earl of Minto. Legislative authority is vested in a council of twenty-three members, seven of whom are members of the governor-general's council appointed by the crown. The other sixteen are nominated by the viceroy.

**AREA AND POPULATION**—The total area of British India is 985,000 square miles. The total population according to the census of March 1, 1901, is 231,085,132, divided among the provinces as follows:

Ajmer-Marwarra .....	476,330	Central provinces .....	9,845,318
Assam .....	6,122,201	Madras .....	38,208,609
Bengal .....	74,713,020	Northwest provinces..	34,812,174
Berars .....	2,752,418	Oudh .....	12,884,150
Bombay pres-idency .....	18,584,496	Punjab .....	22,449,484
Burma .....	9,221,161	Baluchistan..	810,811
Coorg .....	180,461	Andamans ..	24,499

**Population of the large cities:**

Calcutta .....	1,121,664	Delhi .....	208,385
Bombay .....	770,843	Benares .....	203,095
Madras .....	509,397	Cawnpore .....	137,000
Haidarabad..	446,291	Agra .....	188,300
Lucknow .....	263,951	Mandalay .....	182,498
Rangoon .....	232,326	Allahabad ..	175,748

**DOMINION OF CANADA.**

**GOVERNMENT**—The Canadian parliament consists of 87 life senators and a house of commons of 214 members, there being one representative for every 22,688 of population, based upon the census of 1901. The governor-general is Earl Albert Henry George Grey, appointed in 1904, and the council is made up of the following: Premier, Sir Wilfrid Laurier; secretary of state, R. W. Scott; minister of trade and commerce, A. B. Aylesworth; minister of justice, Charles Fitzpatrick; marine and fisheries, L. P. Brodeur; railways and canals, H. R. Emmerson; militia and defense, F. W. Borden; finance, W. S. Fielding; postmaster-general, Mr. Lemieux; agriculture, S. A. Fisher; interior, Frank Oliver; public works, Charles S. Hyman; customs, William Paterson; inland revenue, W. Templeman. The governor-general gets a salary of \$50,000 a year, the premier \$12,000 and the other ministers \$7,000 each.

**AREA AND POPULATION**—The total area of Canada is 3,745,574 square miles, of which 3,619,818 is land area. According to the fourth census, taken March 31, 1901, the total population is 5,371,315. Following are the returns for the several provinces as then existing:

Ontario .....	2,182,947	Northwest territories..	158,941
Quebec .....	1,648,898	Prince Edward Island	103,259
Nova Scotia..	459,574	Yukon .....	27,219
N. Brunswick	331,120	Unorganized districts ...	25,489
Manitoba .....	255,211		
British Columbia .....	178,657		

Two new provinces were created in 1905—those of Alberta and Saskatchewan. The area of the former is 253,500 square miles and of the latter 251,100 square miles. The population of Alberta is 72,841 and of Saskatchewan 91,460.

**Population of the principal cities in 1901:**

Montreal .....	267,730	Kingston .....	17,961
Toronto .....	208,040	Brantford .....	16,631
Quebec .....	68,840	Hull .....	13,988
Ottawa .....	59,928	Calgary .....	12,142
Hamilton .....	52,634	Charlottetown..	12,080
Winnipeg .....	42,340	Sherbrooke .....	11,765
Halifax .....	40,832	Valleyfield .....	11,055
St. John .....	40,711	Sydney .....	9,908
London .....	37,981	Moncton .....	9,026
Vancouver .....	26,133	Brandon .....	5,738
Victoria .....	20,816		

**IMPORTS AND EXPORTS**—The total value of the imports for the year ended June 30, 1905, was \$266,834,417; exports, \$203,316,872; imports from the United States (1906), \$156,736,675; exports to the United States (1906), \$68,249,050.

**COMMONWEALTH OF AUSTRALIA.**

July 9, 1900, the British parliament passed an act empowering the six provinces of Australia to form a federal union and Jan. 1, 1901, the new commonwealth was proclaimed at Sydney, N. S. W. Its first parliament was opened May 9, 1901, by the prince of Wales, heir-apparent to the British throne, acting for his father, King Edward VII. In 1903 Bombala, N. S. W., was chosen as the permanent capital.

**GOVERNMENT**—The federal parliament is made up of a senate of thirty-six members, six from each original state, and a house of representatives of seventy-five members, apportioned as follows. New South Wales, 26; Victoria, 23; Queensland, 9; South Australia, 7; Western Australia, 5; Tasmania, 5. The king is represented by the governor-general. He and the council of seven ministers exercise the executive power. The governor-general is paid a salary of \$50,000 a year. The governor-general is Lord Northcote. The ministers are: Alfred Deakin, external affairs and prime minister; Isaac A. Isaacs, attorney-general; L. E. Groom, home affairs; Sir John Forrest, treasurer; William J. Lyne, trade and commerce; Thomas Playford, defense; Austin Chapman, postmaster-general.

**AREA AND POPULATION**—The commonwealth has a total area of 2,972,573 square miles, divided among the states as follows: New South Wales, 310,367; Victoria, 87,884; Queensland, 668,497; South Australia, 903,690; Western Australia, 975,920; Tasmania, 26,215. The total population of the commonwealth



as enumerated March 31, 1901, was 3,771,715, divided among the states as follows:

New South Wales.....	1,354,846
Victoria .....	1,201,070
Queensland .....	496,596
South Australia.....	362,604
Western Australia.....	184,124
Tasmania .....	172,475
Total .....	3,771,715

The population of Melbourne in 1901 was 493,956; Sydney (1900), 451,000; Adelaide (1900), 160,691, and Wellington (1899), 47,862.

**EXPORTS AND IMPORTS**—The total exports of the states now in the commonwealth in 1904 were \$287,446,000; total imports, \$185,104,000. The whole of British Australasia in 1906 exported merchandise valued at \$11,515,413 to the United States and imported merchandise worth \$29,001,147.

### AUSTRIA-HUNGARY.

**GOVERNMENT**—Emperor of Austria and king of Hungary, Francis Joseph I.; heir-presumptive (his nephew, son of the late Archduke Charles Louis), the Archduke Francis Ferdinand of Este.

Joint or common ministry:

Foreign Affairs—Baron von Aehrenthal.

War—Gen. Franz Schoenach.

Finance—Stephan von Rajecz.

Cabinet for Austria:

Premier and Minister of Foreign Affairs—Baron von Beck.

Interior—Baron Richard von Biserth.

Commerce—Herr Ferschl.

Finance—Herr Koryllski.

Railways—Herr Derschatta.

Instruction—Herr Marchet.

Agriculture—Count von Auersperg.

Justice—Dr. Klein.

Polish Minister—Count Dzieduszucki.

Czech Minister—Herr Pacak.

German Minister—Herr Prade.

Cabinet for Hungary:

Premier and Minister of Finance—Dr. Alexander Wekerle.

Interior—Count Julius Andrássy.

Worship—Count Albert Apponyi.

Commerce—Francis Kossuth.

Agriculture—Herr Daranyi.

Justice—Herr Polonyi.

Minister at Court—Count Johann Zichy.

The empire of Austria and the kingdom of Hungary are sovereign states, each with its own constitution, legislative bodies and system of administration, co-ordinate in rank and mutually independent within the domain of home affairs. Foreign representation (embassies and consulates), the army and navy, customs (import and export duties),

and the administration of the occupied provinces (Bosnia and Herzegovina) are, however, conducted in common. Legislation on matters affecting the interests of the dual monarchy as a whole is intrusted to the delegations—two bodies of sixty members each, chosen from among members of the two legislative chambers of Austria and Hungary respectively.

**AREA AND POPULATION**—Area of Austria, 115,903 square miles; of Hungary, 125,039 square miles. The population of Austria in 1901 was 26,150,597. The population of Hungary in 1901 was 19,092,292. Total population for both countries in 1901 was 45,242,889. Largest cities of Austria:

Vienna .....	1,674,957	Brunn .....	109,346
Prague .....	201,589	Cracow .....	91,323
Lemberg .....	159,877	Pilsen .....	68,079
Gratz .....	138,080	Czernowitz ..	67,622
Trieste .....	134,143		

Largest cities of Hungary:

Budapest .....	732,322	Poszony .....	65,867
Szeged .....	102,991	Zagrab .....	61,002
Szabadka .....	82,122	Keeskemet ..	57,812
Hodmezo Vasar-		Arad .....	56,260
holy .....	60,883	Temesvar ..	53,033

**IMPORTS AND EXPORTS**—The value of the imports into the Austro-Hungarian customs territory in 1905 was \$435,665,062; exports, \$455,487,241. Chief imports are cotton, coal, wool, maize, tobacco, coffee and wines; principal exports, lumber and wood manufactures, sugar, eggs, barley, lignite, malt, leather, gloves and shoes. Imports from the United States in 1906, \$14,890,019; exports to United States, \$13,865,433.

### BELGIUM.

**GOVERNMENT**—King, Leopold II.; heir, Philippe, count of Flanders. Cabinet:

Premier and Minister of Finance and Public Works—Count de Smet de Naeyer.

War—A. Consebant d'Alkemade.

Foreign Affairs—Baron P. de Favereau.

Interior and Instruction—J. de Trooz.

Railways, Posts and Telegraph—J. Liebaert.

Justice—J. Van den Heuvel.

Agriculture—Baron Van der Bruggen.

Industry and Labor—G. Francotte.

**AREA AND POPULATION**—Total area, 11,373 square miles. Total population Dec. 31, 1900, 6,693,538; estimated population, 1903, 6,985,-

219. Population of the largest cities Dec. 31, 1902:

Brussels (cap- ital) .....	586,936	Liege .....	166,105
Antwerp .....	286,695	Ghent .....	162,925

**IMPORTS AND EXPORTS**—The imports in 1905 amounted to \$592,188,995 and the exports to \$450,399,560. The trade with the United States in 1906 was: Imports, \$50,021,107; exports, \$28,411,318. Chief imports are cereals, textiles and metal goods; chief exports, cereals, raw textiles, tissues, iron, glass, hides, chemicals and machinery.

### BULGARIA.

**GOVERNMENT**—Prince, Ferdinand, duke of Saxony. Legislation is enacted by the "so-branje," a single chamber of 157 members elected for five years. Bulgaria is an autonomous principality under the suzerainty of Turkey.

**AREA AND POPULATION**—Area, 24,380 square miles. Population (1900), 3,744,283; population of Sofia, the capital, 67,920.

**IMPORTS AND EXPORTS**—Exports in 1904, \$78,809,457; imports, \$64,844,788. The exports are mainly cereals and the imports textiles.

**DENMARK.**

GOVERNMENT—King, Frederick VIII.; heir-apparent, Prince Christian. Cabinet:

- Premier and Minister of War and Marine—J. C. Christensen.
- Foreign Affairs—Connt R. Levetzau.
- Finance—W. Lassen.
- Home Affairs—S. Berg.
- Agriculture—Ole Hansen.
- Justice—A. Alberti.
- Instruction—Enevold Sorensen.
- Public Works—Svend Hoegsbro.

Legislative authority is vested in the landsting and folkething. The former, which is the upper house, has 66 members,

twelve of whom are appointed for life, the remainder being elected for terms of eight years. The folkething, or lower house, has 114 members, each elected for three years.

AREA AND POPULATION—Denmark's area is 15,338 square miles and total population in 1901, 2,464,770. Copenhagen, the capital, has a population of 476,806.

IMPORTS AND EXPORTS—Total exports in 1904, \$94,395,000; imports, \$124,942,000. The imports from the United States in 1906 were \$22,943,926; exports, \$1,256,663. Leading articles of export are butter, pork, eggs and lard; of imports, textiles, cereals, wood, iron manufactures and coal.

**FRANCE.**

GOVERNMENT—President, Clement Armand Fallieres; term expires 1913.

Premier and Minister of the Interior—M. Clemenceau.

- Justice—M. Guyot-Dessaigne.
- Foreign Affairs—M. Pichon.
- Education—M. Briand.
- Finance—M. Caillaux.
- War—Gen. Picquart.
- Marine—M. Thomson.
- Public Works—M. Barthou.
- Commerce—M. Doumergue.
- Agriculture—M. Ruau.
- Labor—M. Viviani.

Legislative authority is vested in the chamber of deputies and the senate. The former has 534 members, each of whom is elected for four years. The senate has 300 members elected for nine years. The presidential term is seven years.

AREA AND POPULATION—France has a total area of 207,054 square miles. The area of the French colonies and dependencies throughout the world is 4,367,746 square miles. Total population 1901, 38,961,945. Population of the principal cities in 1901:

Paris .....	2,714,063	Toulouse ...	149,841
Marseilles ...	491,161	St. Etienne..	146,559
Lyons .....	459,099	Roubaix ...	142,365
Bordeaux ...	257,633	Nantes .....	132,990
Lille .....	210,696	Harve ...	130,196

IMPORTS AND EXPORTS—The total imports in 1905 amounted to \$902,055,600; exports, \$919,012,700. Exports to the United States in 1906, \$108,415,350; imports from, \$97,892,480. The chief exports are textiles, wine, raw silk, wool, small wares and leather; imports, wine, raw wool, raw silk, timber and wood, leather, skins and linen.

**GERMANY.**

GOVERNMENT—Emperor and King of Prussia, William II.; heir-apparent, Prince Frederick William. Cabinet officers:

Imperial Chancellor—Prince Dr. Bernhard von Bulow.

Foreign Affairs—Herr von Tschinsky und Bogendorff.

Interior—Dr. Count Arthur von Posadowsky-Wehner.

Navy—Vice-Admiral Alfred von Tirpitz.

Justice—Dr. Arnold Nieberding.

Colonies—Bernhard Dernburg.

Treasury—Baron Hermann von Stengel.

Postal Affairs—Dr. Reinhold Kraetke.

President of Imperial Railway Administration—Dr. Friedrich Schulz.

The Prussian minister of war, Lieut.-Gen. Carl von Einem-Rothmaler, while nominally having jurisdiction over Prussian army affairs only, represents the imperial government in the reichstag in military matters and is, for all practical purposes, German secretary for war. Of the various independent states of Germany only the kingdoms of Prussia, Saxony, Bavaria and Wurtemberg have their own ministers of war.

Legislative authority is vested in a bundesrath, or senate, of 58 members, and a reichstag, or house, of 397 members. The latter are elected for five-year terms on a popular franchise and the senators are appointed from the state governments for each session.

AREA AND POPULATION—The area of the states in the empire is 208,830 square miles; area of dependencies about 1,027,120 square miles; grand total, 1,135,950 square miles.

The last federal census was taken Dec. 1, 1900. According to this the population of the empire was 56,367,178. The estimated population of the foreign dependencies is 14,687,000. State population in 1900:

Alsace-Lor-	Hesse .....	1,119,893
aine .....	Lippe .....	138,952
Anhalt .....	Lubeck .....	96,775
Baden .....	Mecklenburg-	
Bavaria .....	Schwerin...	607,770
Bremen .....	Mecklenburg-	
Brunswick ..	Strelitz ...	102,602
Hamburg ...	Oldenburg ..	399,800
Prussia (Elder)	Schaumburg-	
Reuss (Sr.)..	Reuss (Jr.)..	139,210
Saxe-Alten-	burg .....	194,914
Saxe-Coburg-	Gotha .....	229,550
Saxe-Meinin-	gen .....	250,531
Saxe-Weimar	362,873	
Saxony .....	4,202,216	
	Hesse .....	1,119,893
	Lippe .....	138,952
	Lubeck .....	96,775
	Mecklenburg-	
	Schwerin...	607,770
	Mecklenburg-	
	Strelitz ...	102,602
	Oldenburg ..	399,800
	Schaumburg-	
	Reuss (Jr.)..	139,210
	Schwarzburg-	
	Rud. ....	92,657
	Schwarzburg-	
	Sond .....	80,898
	Waldeck ....	57,918
	Wurttemb'rg	2,169,480
	Total .....	56,367,178

German cities having more than 150,000 inhabitants in 1900 included the following:

Berlin .....	1,888,848	Magdeburg ..	229,667
Hamburg ...	705,738	Dusseldorf ..	213,711
Munich .....	499,932	Chemnitz ...	206,913
Lepsic .....	456,121	Konigsberg ..	189,483
Breslau .....	422,709	Charlottenb'g	189,305
Dresden ...	396,146	Stuttgart ...	176,669
Cologne .....	372,529	Bremen .....	163,297
Frankfort-on-	Main .....	288,989	Altona .....
Nuremberg ..	261,081	Eberfeld .....	156,966
Hanover .....	235,649	Halle-on-Saal	156,609
		Strasbourg ...	151,041

Berlin in 1905 had an estimated population of 2,033,900.

EXPORTS AND IMPORTS—Total exports (1905), \$1,364,130,300; total imports, \$1,696,660,460.

During the fiscal year ended June 30, 1906, Germany exported \$135,142,996 worth of merchandise to the United States and imported merchandise valued at \$234,742,102.

#### SOVEREIGNS OF STATES.

Prussia—King, William II.  
Anhalt—Duke, Frederick.  
Baden—Grand duke, Frederick I.  
Bavaria—King, Otto; prince regent, Leopold.  
Brunswick—Regent, ———.  
Hesse—Grand duke, Ernst Ludwig.  
Lippe—Count, Leopold IV.

Mecklenburg-Schwerin—Grand duke, Friedrich Franz IV.

Mecklenburg-Strelitz—Grand duke, Adolph Frederick.

Oldenburg—Grand duke, Frederick August.  
Reuss, Elder Branch—Prince, Henry XXIV.  
Reuss, Younger Branch—Prince, Henry XIV.

Saxe-Altenburg—Duke, Ernst.

Saxe-Coburg and Gotha—Duke, Charles Edward.

Saxe-Meiningen—Duke, George II.

Saxe-Weimar—Grand duke, William Ernst.

Saxony—King, Frederick August III.

Schaumburg-Lippe—Prince, George.

Schwarzburg-Rudolstadt—Prince, Gunther.

Schwarzburg-Sonderhausen — Prince, Charles Gunther.

Waldeck—Prince, Frederick.

Wurttemberg—King, William II.

### GREECE.

GOVERNMENT—King, George I.; heir-apparent, Prince Constantine, duke of Sparta. Cabinet:

President of the Council and Minister of War—M. Theotokis.

Foreign—M. Skouzes.

Worship and Instruction—M. Stephanopoulos.

Marine—M. Trikoupi.

Interior—M. Kalogeropoulos.

Justice—M. Bokotopoulos.

Finance—M. Simopoulos.

Legislative authority is vested in one

chamber, the "boule," consisting of 235 members, each of whom is elected for four years.

AREA AND POPULATION—Total area, 25,044 square miles. Population in 1903, 2,645,175 (estimated). Athens in 1896 had 111,486 inhabitants; Piræus, 42,169, and Patras, 37,958.

EXPORTS AND IMPORTS—The total exports in 1904 amounted in value to \$17,480,000; imports, \$26,444,000. Exports to the United States in 1906, \$2,032,408; imports from the United States, \$239,726. The leading exports are currants, ores, olive oil and figs; imports, foodstuffs, textiles, coal and timber.

### ITALY.

GOVERNMENT—King, Victor Emmanuel III.; heir to the crown, his son Humbert, prince of Piedmont, born Sept. 16, 1904.

President of Council and Minister of the Interior—Giovanni Giolitti.

Foreign Affairs—Sig. Tittoni.

Grace and Justice—Sig. Gallo.

Treasury—Sig. Majorana.

Finance—Sig. Fusinato.

War—Sig. Viganò.

Marine—Vice-Admiral Mirabello.

Public Instruction—Sig. Fradelleto.

Public Works—Sig. Gianturco.

Agriculture, Industry and Trade—Sig. Coc-corto.

Posts and Telegraph—Sig. Massimili.

AREA AND POPULATION—The area of Italy

is 110,646 square miles. According to the census of Feb. 9, 1901, the total population is 32,475,253. Population of the principal cities:

Naples .....	563,731	Genoa .....	234,700
Milan .....	491,460	Florence .....	205,589
Rome .....	462,783	Bologna .....	152,000
Turin .....	335,639	Venice .....	151,849
Palermo .....	310,352	Messina .....	149,773

IMPORTS AND EXPORTS—The value of merchandise exported in 1905 was \$329,522,052; imported, \$401,127,332. The total value of the exports to the United States in 1906 was \$40,597,556; imports from the United States, \$48,081,740. Chief imports are coal, cotton, grain, silk, wool, timber, machinery, sugar and oil; chief exports, silk, wine, oil, coral, sulphur, hemp and flax.

### MONTENEGRO.

Reigning prince, Nicholas I. Area, 3,630 square miles; population, 228,000; of capital, Cetinje, 3,000. Total exports in 1904, \$583,600; imports, \$621,400. Montenegro has practically no trade with the United States.

Chief exports are sumach, smoked sardines, cattle, sheep, goats, cheese, olive oil, wine and tobacco. Imports include petroleum, salt, maize, cottons, hardware, sugar, coffee and rice.

### NORWAY.

GOVERNMENT—King, Haakon VII.; heir-apparent, Olaf.

Minister of State—C. Michelsen.

Foreign Affairs—J. Lovland.

Justice—H. Bohnér.

Church and Pub. Instruction—Otto Jensen.

Finance—Abraham Berge.

Public Works—K. D. Lehmkühl.

Commerce—Sofus Arctander.

Defense—C. W. Olsson.

Agriculture—M. Aarrestad.

Legislative authority is vested in the

storting, consisting of 117 members elected for three years by universal suffrage. The storting consists of two houses, the odelssting and the lagthing. The former is made up of three-fourths of the members of the storting and the latter of one-fourth.

AREA AND POPULATION—The total area of Norway is 124,445 square miles. Total population in December, 1902, 2,263,010. Christiania in 1900 had a population of 227,626 and Bergen, 72,151.

IMPORTS AND EXPORTS—The value of the

imports in 1904 was approximately \$78,296,000; exports, \$45,804,000. Exports to the United States in 1906, \$3,132,464; imports, \$6,016,269. The chief exports are timber and wood man-

ufactures, mally food, paper and minerals; imports, breadstuffs, groceries, yarn, textiles, vessels and machinery.

**PORTUGAL.**

GOVERNMENT—King, Carlos I.; heir-apparent, Louis Philippe. Cabinet: Premier and Minister of Interior—Senhor H. Ribeiro.

ing Azores and Madeira, 35,490 square miles. Area of possessions in Africa and Asia, 801,060 square miles. The population of the home country with the Azores and Madeira in 1900 was 5,428,659; of the colonies in Africa and Asia, 3,216,707. In the same year Lisbon had a population of 356,009 and Oporto 167,955.

Finance—Senhor Teixeira de Souza. Foreign Affairs—Dr. Wenceslau de Lima. War—Senhor Pimental Pinto. Marine and Colonies—Senhor Antonio Azevedo.

IMPORTS AND EXPORTS—Total imports in 1905, \$183,898,519; total exports, \$163,393,392. Imports from the United States in 1906, \$19,099,336; exports to the United States, \$10,683,653. The chief imports are foodstuffs, cotton, sugar, fish, wool, leather, coal and coffee; chief exports, wine, sardines, copper ore, olives and figs.

Public Works—Senhor Pereira Santos. Justice and Worship—Senhor Campos Henriques.

Legislative authority is vested in the cortes, which consists of a house of peers and a house of commons, the former having 155 members and the latter 148.

AREA AND POPULATION—Total area, includ-

**ROUMANIA.**

GOVERNMENT—King, Carol I.; heir-apparent, Ferdinand, prince of Roumania.

071; Jassy, 78,067; Galatz, 62,678; Braila, 58,392.

Legislative authority is vested in a senate of 120 members and a chamber of deputies of 183 members elected for four years.

EXPORTS AND IMPORTS—The value of the exports in 1904 was \$65,468,087; of the imports, \$77,367,904. The chief exports are cereals and the leading imports are textiles. Exports to the United States in 1906, \$4,026, imports from, \$617,608.

AREA AND POPULATION—The total area is 50,720 square miles. The population in 1899 was 5,956,690. Population of the principal towns in December, 1899: Bucharest, 282,-

**RUSSIA.**

GOVERNMENT—Czar, Nicholas II.; heir-apparent, Grand Duke Alexis.

AREA AND POPULATION—Area, 8,660,395 square miles. Total population in 1897, 123,004,514; estimated in 1904, 143,000,000. Population of the principal cities:

The cabinet late in 1906 consisted of the following:

Premier and Minister of Interior—M. Stolypin.

St. Petersburg	1,534,000	Riga	256,197
Moscow	1,173,427	Kiev	247,432
Warsaw	638,209	Kharkov	174,846
Odessa	405,041	Vilna	159,568
Lodz	315,209		

Foreign Affairs—M. Iswolsky.

IMPORTS AND EXPORTS—The total value of the imports in 1905 was \$285,062,800; of the exports, \$524,397,700. The exports to the United States in 1906 amounted in value to \$13,536,505; imports from the United States, \$16,001,970. The chief exports are foodstuffs, timbers, oil, furs and flax; imports, raw cotton, wool, metals, leather, hides, skins and machinery.

Finance—M. Kokovtseff.

Agriculture—Prince Vassilchikoff.

Commerce—M. Filossoff.

Railways—M. Nemecheff.

Controller—M. von Schwanbach.

Procuroter of the Holy Synod—Prince Alexis Obolensky.

War—Gen. Rudiger.

Navy—Admiral Birileff.

Legislative authority is vested in the czar, douma and council of the empire. (See "Revolution in Russia.")

**SERVIA.**

GOVERNMENT—King, Peter I. (Karageorgevitch); heir-apparent, Prince George. Legislative authority is vested in a single chamber, called "skupshtina," of 198 members.

EXPORTS AND IMPORTS—Total value of exports in 1904, \$12,431,213; imports, \$12,185,281. Exports to the United States in 1906, \$34,609; imports, \$1,873. The exports are mainly agricultural products and animals and the imports cotton and woolen goods and metals.

AREA AND POPULATION—Area, 18,630 square miles; population Dec. 31, 1900, 2,493,770. The capital, Belgrade, has 69,769 inhabitants.

**SPAIN.**

GOVERNMENT—King, Alfonso XIII.; queen mother, Maria Christina; Cabinet:

Justice—Count Romanones. Interior—Senor Bernabe Davila.

President of the Council of Ministers and Minister of War—Field Marshal Lopez Dominguez.

AREA AND POPULATION—Total area, 194,783 square miles. Total population of Spain, census of 1900, 18,618,086. Population of large cities:

Foreign Affairs—Senor Gullon.

Madrid	539,835	Malaga	130,109
Barcelona	533,000	Murcia	111,539
Valencia	213,530	Carthagena	99,871
Seville	148,315	Saragossa	99,118

Marine—Senor Alvarado.

Finance—Senor Garcia Prieto.

Public Instruction—Senor Amalio Gremato.

Bilbao ..... 83,306 | Cadiz ..... 69,352  
 Granada ..... 75,900 | Valladolid ..... 68,789  
**IMPORTS AND EXPORTS**—The exports of Spain in 1905 amounted to \$169,393,392; imports, \$188,898,519. Total exports to the

United States in 1906, \$8,786,507; imports, \$19,099,336. Chief exports are wine, sugar, timber, animals, glassware and pottery; imports, cotton and cotton manufactures, machinery, drugs and chemical products.

**SWEDEN.**

**GOVERNMENT**—Klug, Oscar II.; heir-apparent, Prince Gustaf.

Premier—M. S. A. Lindman.  
 Foreign Affairs—E. B. Trolle.  
 War—L. H. Tingsten.  
 Finance—M. Swartz.  
 Marine—Admiral Dyrssen.  
 Education—Fridtjov Berg.  
 Interior—P. Schotte.  
 Agriculture—Alfred Petersen.  
 Public Works—M. Hammarskjold.

Legislative authority is vested in a parliament of two chambers, the first of which has a membership of 150 and the second 230. Members of the upper house are elected for nine years and those of the lower for three years. The first chamber is elected by municipal representatives. To be eligible one must own real estate worth at least 80,000

crowns or pay taxes on an income of at least 4,000 crowns. The second chamber constituents must have an income of at least 800 crowns or own real estate worth at least 1,000 crowns.

**AREA AND POPULATION**—The total area of Sweden is 172,876 square miles. The population Dec. 31, 1904, was 5,260,811. The population of the principal cities at the same time was: Stockholm, 317,964; Gothenburg, 138,030; Malmo, 70,797; Norrkoping, 44,378; Gette, 30,776.

**IMPORTS AND EXPORTS**—The total exports in 1904 were valued at \$111,146,000; imports, \$153,732,000. Exports to the United States in 1906, \$3,899,481; imports, \$7,437,160. The leading articles of export are timber and machinery; of import, textile goods and foodstuffs.

**SWITZERLAND.**

**GOVERNMENT**—President of Federal Council, Ludwig Forrer.

Vice-President—M. Eduard Muller.  
 Political Department—Marc Ruchet.  
 Interior—Ludwig Forrer.  
 Justice—Ernst Breuner.  
 Military—Eduard Muller.  
 Finance and Customs—Robert Comtesse.  
 Commerce, Industries and Agriculture—Adolph Deucher.

Post and Railroads—Josef Zemp.  
 According to custom, Muller will probably be president in 1907.

Legislative authority is vested in a state and a national council, the former having 44 and the latter 167 members. The national councillors are elected directly by the people; the state councillors are elected in some cantons by the people and in others by the cantonal legislature. The chief executive authority is vested in the bundesrath, or federal council, one member of which is the chief of one of the federal

departments as above mentioned. Its decrees are enacted as a body. Its members are elected president in rotation.

Switzerland owns its main railroads, its telegraph and telephone system, and monopolizes the manufacture and sale of alcohol. Municipal ownership of public works is largely in force.

**AREA AND POPULATION**—Total area, 15,976 square miles. The population, according to the census of Jan. 1, 1901, was 3,315,443. Population of the largest cities:

Zurich .....	152,942	Bern .....	64,864
Bale .....	111,009	Lausanne .....	47,039
Geneva .....	105,139	Lucerne .....	29,633

**EXPORTS AND IMPORTS**—Total exports in 1905, \$187,079,000; imports, \$266,311,000. Exports to the United States in 1906, \$23,421,243; imports, \$399,366. The articles chiefly exported are cottons, silks, clocks and watches; imported, foodstuffs, silk, minerals and metals, clothing and animals.

**THE NETHERLANDS.**

**GOVERNMENT**—Queen, Wilhelmina; prince consort, Henry of Mecklenburg-Schwerin.  
 Cabinet:

Prime Minister and Home Secretary—P. Rijk.

Foreign Affairs—Jonkheer D. A. W. Van Tets Van Goudriaan.

Industry—Prof. J. Kraus.

Agriculture, Commerce and Industry—Dr. J. D. Veegens.

War—Gen. Major Staal, A. B.

Navy—Capt. W. J. Cohen Stuart.

Justice—E. E. Van Raalte.

Finance—Mr. de Meester.

Colonies—D. Fock.

Trade—J. D. Veegens.

Legislative authority is vested in the states-general, composed of two chambers, the first having 50 members and the sec-

ond 100. The latter are elected directly and the former by the provincial states.

**AREA AND POPULATION**—The area of Holland, or the Netherlands, is 12,648 square miles. The total population Dec. 31, 1904, was 5,509,659. That of the chief cities was: Amsterdam ... 551,415 Utrecht ..... 112,796 Rotterdam ... 370,390 Groningen ..... 71,490 The Hague (capital) ..... 234,459 Haarlem ..... 68,528

**IMPORTS AND EXPORTS**—In 1904 Holland imported \$965,648,000 worth of merchandise and exported \$797,115,000. In 1906 the exports to the United States amounted to \$27,007,107 and the imports from the same country to \$95,471,593. Chief imports are iron and steel and their manufactures, textiles, coal, cereals and flour; exports, butter, sugar and cheese.

**TURKEY.**

**GOVERNMENT**—Sultan, Abdul Hamid II.;

heir-apparent, Mehemmed Reshad Effendi.

Cabinet:

Grand Vizier—Ferid Pasha.

Sheik-ul-Islam—Jemaludin Effendi.

Minister of the Interior—Menduh Pasha.

Foreign Affairs—Tewfik Pasha.

War—Riza Pasha.

Marine—Djelal Pasha.  
 Finance—Zia Bey.  
 Justice—Abdurrahman Pasha.  
 President Council of State—Said Pasha.  
 Public Works and Commerce—Zihni Pasha.  
 Public Instruction—Hachim Pasha.  
 Indirect Contributions—Hassan Fehmi Pasha.

Civil List—Ohannes Sakyz Effendi.  
 Agriculture, Mines and Forests—Selim Melhame Pasha.

Grand Master Artillery—Zeky Pasha.  
 Religious Foundation—Turhan Pasha.

The sultan, through the grand vizier and the sheik-ul-Islam, exercises legislative and executive authority.

AREA AND POPULATION—The area of that part of Turkey under the direct control of

the sultan is 1,115,046 square miles; of the whole empire, including tributary and subject states, 1,622,080 square miles. The total population of all parts of the empire is 39,787,640, of whom 24,028,900 are in Turkey proper. Constantinople has about 1,125,000 inhabitants.

EXPORTS AND IMPORTS—The total exports in 1901 amounted in value to \$72,524,800 and the imports to \$117,207,800. The exports to the United States in 1906 amounted to \$6,508,518 in value and the imports to \$874,419. The principal articles imported are cloth and clothing, sugar, coffee, flour, rice and manufactures of iron; exports, grapes, silk, grain, cocoon, wool, cotton, carpets, hides and skins.

## ASIA.

### AFGHANISTAN.

Ameer, Habibullah Khan; population, about 4,000,000; area, 250,000 square miles. No statistics as to the imports and exports of Afghanistan are available. The chief productions are preserved fruits, spices, wool, silk, cattle and tobacco.

### BOKHARA.

Ameer, Sayid Abdul Ahad; heir, Sayid Mir Alim Khan. The area of Bokhara is about 92,000 square miles and the population 1,250,000. The products are corn, tobacco, fruit, silk and hemp. Since 1873 Bokhara has been a dependency of Russia.

### CHINA.

GOVERNMENT—Emperor, Kwangsu; dowager empress, Tsu-Hsi; president of foreign office, Prince Ching.

AREA AND POPULATION—Total area of China, with dependencies, 4,376,400 square miles; estimated population, 407,253,029.

EXPORTS AND IMPORTS—The total exports in 1905 amounted to \$167,726,000 and the imports to \$329,066,000. During the fiscal year 1906 goods to the value of \$43,774,375 were imported from the United States. The total exports in the same period to the United States amounted to \$28,531,207. The articles imported from America consist mainly of flour, kerosene, sago, india-rubber shoes, ginseng, quicksilver, white shirting, drills and broadcloth. Among the leading exports are tea, furs, wool, mats, fans, essential oils, straw braid, silks, hair, hides, hemp and sesamum seed.

### JAPAN.

GOVERNMENT—Emperor, Mutsuhito; crown prince, Yoshihito. Cabinet:

Premier—Marquis Saionji.  
 Foreign Affairs—Count Kato.  
 War—Gen. Baron Terauchi.  
 Finance—Dr. Sakatani.  
 Navy—Vice-Admiral Saito.  
 Justice—Mr. Matsuda.  
 Education—Mr. Makino.  
 Agriculture and Commerce—Mr. Matsuoka.  
 Interior—Mr. Hara.  
 Communications—Mr. Yamagata.

Legislative authority is vested in the emperor and the Imperial diet. This consists of the house of peers and the house of rep-

resentatives, the former having 364 and the latter 369 members.

AREA AND POPULATION—The total area of Japan is 161,210 square miles. The population according to the census of Dec. 31, 1905, was 47,812,138, exclusive of Formosa, the Pescadores and the south half of Sakhalin. The total population is close to 50,000,000. Cities having more than 100,000 inhabitants are:

Tokyo .....	1,818,655	Nagoya .....	288,639
Osaka .....	995,945	Kobe .....	285,002
Kyoto .....	380,568	Nagasaki .....	153,293
Yokohama .....	326,035	Hiroshima .....	121,196

IMPORTS AND EXPORTS—The total imports in 1905 amounted in value to \$243,291,932; exports, \$158,507,734. In 1906 the imports from the United States were valued at \$38,464,952, and the exports to the same country at \$52,551,520. The chief exports are raw silk, cotton, yarn, copper, coal and tea; imports, sugar, cotton, iron and steel, machinery, petroleum and wool.

### KOREA.

Emperor, Heul Yi. Estimated area, 82,000 square miles. Population, 10,000,000 to 12,000,000, of whom 5,608,151 were liable to taxation in 1901. Seoul, the capital, has 196,646 inhabitants. Imports in 1904 valued at \$6,576,595; exports, \$1,733,376. The imports are chiefly cotton goods, metals, kerosene and silk goods; exports are rice, beans, cow-hides, ginseng and copper.

### PERSIA.

Shah, or emperor, Muzaffereddin; heir-apparent, Mohammed Ali Mirza. The area is about 628,000 square miles and the population 9,500,000. Imports in 1903-1904 about \$35,000,000; exports, \$23,165,000. Teheran, the capital, has a population of about 280,000. Chief among the products are silk, fruits, wheat, barley and rice.

### SIAM.

King, Chulalongkorn I.; crown prince, Chowfa Maha Vajirvudh. Area, 220,000 square miles; population is estimated at 6,070,000. Bangkok, the capital, has about 250,000 inhabitants. The imports in 1904 were \$21,819,800 and the exports \$25,250,000. Chief among the exports are rice, teak and marine products; imports, cotton goods and opium.

**AFRICA.**

**ABYSSINIA.**

Emperor, Menelik II. Total area of Abyssinia, about 150,000 square miles; population, 3,500,000. The exports are coffee, gum, wax, gold and ivory. American textiles to the value of \$500,000 are imported annually.

**ALGERIA.**

Algeria is a colony of France and is ruled by a governor-general at Algiers. Area, 184,474 square miles; population in 1901, 4,739,556. Chief imports are cottons, skins and furs and woodwork; exports, wine, sheep and cereals.

**CAPE OF GOOD HOPE.**

Colony of Great Britain. Governor—Sir W. F. Hely-Hutchinson. Area, 276,995 square miles; population in 1904, 2,409,804. Chief imports are textile fabrics and articles of food; exports, wool, ostrich feathers, hides, hair, copper ore, diamonds and gold.

**EGYPT.**

Khedive, Abbas Hilmi; heir-apparent, Mohammed Abdul Mounelm. Total area of Egypt, 406,000 square miles; area of the Egyptian Sudan, 950,000 square miles. The population of Egypt proper in 1897 was 9,734,405; of the Egyptian Sudan, 10,000,000. Population of Cairo, 570,062; Alexandria, 319,766. Great Britain controls the state finances and is represented at Cairo by a "financial adviser" who sits in the council of ministers. The present adviser is Lord Cromer. The total exports in 1904 were valued at \$102,869,000 and the imports at \$101,626,000. The exports consist chiefly of cereals, raw cotton and provisions; imports, wool, coal, textiles and metal manufactures.

**KONGO FREE STATE.**

The Kongo Free State is nominally independent but virtually a Belgian colony, its affairs being wholly under the control of King Leopold. The estimated area is 900,000 square miles and the negro population about 30,000,000. Europeans numbered 2,483 in January, 1904. Among the leading articles of export are ivory, rubber, cocoa, palm nuts, palm oil, copal gum and coffee. Total

imports in 1903, \$8,865,941; exports, \$23,710,647.

**LIBERIA.**

President—Arthur Barclay. Legislative power is vested in a senate of nine members and a house of representatives of fourteen members. The total area of the republic is about 45,000 square miles and the population 2,120,000. The exports amount to about \$600,000 annually and the imports to \$650,000. The chief exports are rubber, palm oil, cocoa, coffee, ivory, ginger and camwood. Imports are cottons, provisions, wood and iron manufactures and gin.

**MOROCCO.**

Sultan, Mulai-Abd-el-Aziz. Area of Morocco, about 219,000 square miles; population, 5,000,000. The chief imports are cottons, sugar and tea; exports, eggs, almonds, goatskins, beans, peas, linseed, wool, wax and cattle.

**ORANGE RIVER COLONY.**

British colony. Governor—Earl of Selborne. Area, 50,392 square miles; population in 1904, 357,315 (white, 142,679); population of Bloemfontein, the capital, 33,890 (white, 15,421). Imports in 1905, \$16,255,000; exports, \$11,319,500. The imports are chiefly cloths, articles of food and drink and wood and hardware; exports, wool and diamonds.

**TRANSVAAL COLONY.**

British colony. Governor—Earl of Selborne. Area, 111,196 square miles; population in 1904, 1,270,023 (white, 297,277). Imports in 1904, \$68,136,800; exports, \$88,854,900. Chief imports, metals, apparel, provisions and manufactures of wood; exports, gold, wool and coal.

**TUNIS.**

Bey, Sidi Mohammed; heir-presumptive, Mohammed in Naar. Tunis is under the protectorate of France and that country is represented by a resident-general. Total area, 51,000 square miles; population in 1902, 1,900,000, including 38,889 French. Chief exports are wheat, barley, olives and palms. Total

**MEXICO.**

GOVERNMENT—The republic of Mexico is divided into twenty-seven states, three territories and one federal district, each with a local government, but all subject to the federal constitution. Representatives are elected for two years each and are apportioned at the rate of one for each 40,000 inhabitants; the senators, of whom there are fifty-six, are elected by the people in the same manner as representatives. The president holds office four years and may be elected for several consecutive terms. Gen. Porfirio Diaz is serving his seventh term, which expires in November, 1908. Following are the names of his cabinet officers:

Senor Lic. Don Ignacio Mariscal, secretary of state and of the department of foreign affairs.

Senor Don Ramon Corral, secretary of the interior and vice-president.

Senor Lic. Don Justino Fernandez, secretary of justice.

Senor Lic. Don Justo Sierra, secretary of public instruction and fine arts.

Senor Gen. Don Manuel Gonzales Cosio, secretary of encouragement.

Senor Ingeniero Don Blas Escontria, secretary of public works and communication.

Senor Lic. Don Jose Ives Limantour, secretary of the treasury and of public credit.

Senor Gen. Don Manuel Gonzales Cosio, secretary of the army and navy.

AREA AND POPULATION—The total area, including islands, is 767,005 square miles. The population, according to the federal census of Oct. 28, 1900, is 13,605,919. The population of the leading cities of the republic follows: City of Mexico (capital), 368,777; Guadalaajara, 101,413; Puebla, 93,521; Monterey, 62,266; San Luis Potosi, 61,009; Saitillo, 40,441; Pachuca, 37,487; Aguas Calientes, 35,052; Zacatecas, 32,856; Durango, 31,092; Toluca, 20,893; Hermosillo, 17,617.

COMMERCE—The chief exports of Mexico

are precious metals, coffee, tobacco, hemp, sisal, sugar, dyewoods and cabinet woods, cattle and hides and skins. In 1904 the total exports amounted to \$94,414,000; total imports for the same year were \$77,056,000. The trade of Mexico is chiefly with the United States, Great Britain, France, Germany and Spain. During the year ended June 30, 1906, the United States exported to

Mexico \$58,182,278 worth of manufactures of iron and steel, machinery, unmanufactured cotton, lumber, manufactures of cotton and gunpowder. For the same year the imports from Mexico to the United States amounted to \$50,965,177. These consisted mainly of coffee, hides, textile grasses, cattle, lead, copper and tobacco.

### SOUTH AMERICAN REPUBLICS.

**ARGENTINA**—President, Senor Manuel Quintana; capital, Buenos Ayres. Area, 1,135,840 square miles. Population (1905), 5,410,028; Buenos Ayres, 1,000,000. Total exports in 1905, \$322,843,841; imports, \$205,154,420. Exports to the United States in 1906, \$18,379,063; imports, \$32,673,359. Chief exports, sheep, wool, cattle, hides, frozen meats and wheat; imports, machinery, agricultural implements, railway cars, engines and supplies and manufactures of iron and steel.

**BOLIVIA**—President, Senor I. Montes; capital, Sucre. Area, 703,400 square miles. Population, 2,181,415. LaPaz, 60,000; Chocachamba, 21,886; Sucre, 20,900. Total exports in 1904, \$8,888,438; imports, \$8,325,847. Exports to the United States in 1905, nominal; imports, \$106,041. Chief exports, silver, tin, copper, coffee, rubber; imports, provisions, clothing, hardware, spirits, silks and woolsens.

**BRAZIL**—President, Senor Afonso Penna; capital, Rio de Janeiro. Area, 3,209,878 square miles. Population (1890), 14,333,915. Rio de Janeiro, 780,000; Bahia, 174,412; Pernambuco, 111,556; Para, 65,000. Exports (1905), \$223,161,260; imports, \$140,567,425. Exports to the United States in 1905, \$80,416,524; imports, \$14,530,471. Chief exports, coffee, sugar, tobacco, cotton and rubber; imports, cotton goods, manufactures of iron and steel, furniture, mineral oils, breadstuffs and provisions.

**CHILE**—President, Senor Pedro Montt; capital, Santiago. Area, 279,901 square miles. Estimated population in 1903, 3,206,042; Santiago, 334,538; Valparaiso, 143,769; Concepcion, 49,801. Total exports in 1903, \$70,912,000; imports, \$52,002,000. Exports to the United States in 1906, \$16,945,476; imports, \$8,667,227. Chief exports, nitrate, wool, hides and leather; imports, sugar, coal, cotton goods, cashmeres, oil, galvanized iron.

**COLOMBIA**—President, Gen. Rafael M. Reyes; capital, Bogota. Area, 504,773 square miles. Population, 3,917,000. Total exports (1899), \$18,487,000; total imports, \$10,685,000. Exports to the United States in 1906, \$7,084,487; imports, \$3,491,420. Chief exports, gold, silver and other minerals,

coffee, cocoa, cattle, sugar, tobacco and rubber; imports, manufactures of iron and steel, cotton goods.

**ECUADOR**—President, Senor Lizardo Garcia; capital, Quito. Area, 116,000 square miles. Population, 1,272,000; Quito, 80,000; Guayaquil, 50,000. Total exports in 1904, \$4,833,687; imports, \$7,921,979. Exports to the United States in 1906, \$2,632,206; imports, \$2,009,861. Chief exports, coffee, cocoa, rice, sugar, rubber, cabinet woods, chemicals and minerals; imports, cotton, provisions, manufactures of iron and steel, clothing and mineral oil.

**PARAGUAY**—President, Dr. Baez; capital, Asuncion. Area, 157,000 square miles. Population (1899), 530,103 whites, 100,000 Indians. Asuncion (1895), 45,000. Total exports in 1905, \$3,508,138; imports, \$3,106,560. Exports to the United States in 1906, \$750; imports, \$51,917. Chief exports, mate (or Paraguay tea), tobacco, hides, timber, oranges; imports, cotton goods, machinery and provisions.

**PERU**—President, Jose Pardo Barrera; capital, Lima. Area, 695,733 square miles. Population, 4,000,000; Lima, 130,000; Callao, 16,000. Total exports in 1904, \$20,300,000; imports, \$20,931,000. Exports to the United States in 1906, \$2,454,706; imports, \$4,833,307. Chief exports, cotton, coffee, sugar, cinchona, india rubber, dyes and medicinal plants; imports, woolsens, cottons, machinery and manufactures of iron.

**URUGUAY**—President, Jose Batlle Ordenez; capital, Montevideo. Area, 72,210 square miles. Population (1902), 978,048; Montevideo, 266,000. Total exports in 1904, \$38,456,167; imports, \$21,213,689. Exports to the United States in 1906, \$2,711,807; imports, \$2,905,573. Chief exports, animal and agricultural products; imports, manufactured articles.

**VENEZUELA**—President, Gen. C. Castro; capital, Caracas. Area, 364,000 square miles. Population (1904), 2,590,981; Caracas, 75,000. Exports to the United States in 1906, \$8,034,791; imports, \$3,258,133. Chief exports, coffee, hides, cabinet woods, rubber and chemicals; imports, machinery, manufactures of iron and steel, provisions, furniture and mineral wools.

### CENTRAL AMERICAN STATES.

**COSTA RICA**—President, Cleto Gonzales Viquez; capital, San Jose. Area, 23,000 square miles. Population, 316,738; of San Jose, 25,000. Exports to the United States in 1906, \$4,622,426; imports, \$2,237,688. Chief exports, coffee and bananas; imports, cotton, machinery, iron and steel manufactures, woolsens and worsteds.

**GUATEMALA**—President, Manuel E. Cabrera; capital, Guatemala de Nueva. Area, 48,290 square miles. Population, 1,842,134; of the capital, 96,560. Exports to the United

States in 1906, \$3,386,317; imports, \$2,908,655. Chief exports, coffee and bananas; imports, cotton and cereals.

**HONDURAS**—President, Manuel Bonilla; capital, Tegucigalpa. Area, 46,250 square miles. Population, 744,901; Tegucigalpa, 34,692. Exports to the United States in 1906, \$1,724,865; imports, \$1,642,251. Chief exports, bananas, coffee, cattle, cocconans and wood; chief import, cotton.

**NICARAGUA**—President, Gen. Jose Santos Zeiaya; capital, Managua. Area, 49,200



square miles. Population, 500,000; Managua, 30,000; Leon, 45,000. Exports to the United States in 1906, \$1,478,408; imports, \$1,870,852. Chief exports, cattle and coffee; imports, flour, wine, beer, barbed wire, cotton goods, sewing machines, kerosene, calico and tallow.

PANAMA—Dr. Manuel Amador; term expires Sept. 30, 1912. Independence of Panama declared Nov. 3, 1903; constitution adopted Feb. 13, 1904. Legislative power is vested in a national assembly composed of deputies elected by the people. The ratio of representation is one deputy for each 10,000 inhabitants. The term of office is four years. The area of the republic is

31,571 square miles and the population about 300,000. The exports to the United States in the fiscal year ended June 30, 1906, amounted to \$1,065,887 and the imports to \$12,460,289. The chief articles of export are bananas, rubber, coffee and pearls.

SALVADOR—President, Gen. Pedro Jose Escalon; capital, San Salvador. Area, 7,225 square miles. Population (1901), 1,006,348; San Salvador, 59,540. Exports to the United States in 1906, \$1,131,734; imports, \$1,401,276. Chief exports, coffee, indigo, sugar, tobacco and balsams; imports, cottons, spirits, flour, iron goods, silk and yarn.

**CUBA.**

GOVERNMENT—Owing to internal disorders in the island the United States was obliged to intervene and assume charge under the terms of the "Platt amendment" in September, 1906. President Palma and his cabinet resigned. For the details of the revolution and the temporary occupation of Cuba by the United States authorities see "Revolution in Cuba" in this volume.

Under the constitution the legislative power is exercised by two elective bodies—the house of representatives and the senate, conjointly called congress. The senate is composed of four senators from each of the six provinces, elected for eight years by the provincial councilmen and by a double number of electors constituting together an electoral board.

The house of representatives is composed of one representative for each 25,000 inhabitants or fraction thereof over 12,500, elected for four years by direct vote. One-half of the members of the house are to be elected every two years. The salary of members of congress is \$3,600 a year.

organization of the republic of Cuba, begun in 1900, was practically completed on the 20th of May, 1902, when the military occupation of the island by the United States came to an end and Gen. Tomas Estrada-Palma was inaugurated as the first president.

AREA AND POPULATION—The total area of Cuba is 35,994 square miles. The population in 1899, when the last census was taken, was 1,572,797. Population of principal cities:

Cardenas .....	21,940	Matanzas .....	36,374
Cienfuegos ....	30,338	Puerto Principe .....	25,102
Havana .....	235,981	Santiago .....	43,000

About 67 per cent of the population is white.

IMPORTS AND EXPORTS—The total imports in 1904 amounted to \$94,806,700 and the exports to \$110,167,500. The imports from the United States in 1906 were valued at \$47,763,688 and the exports at \$84,979,821. The principal articles of export are sugar, tobacco and cigars, iron and manganese ore, fruit, coffee, cocoa, molasses and sponges; of import, animals, breadstuffs, coal and coke, iron and steel, wood, liquor, cotton, chemicals and vegetables.

ORGANIZATION OF THE REPUBLIC—The or-

**HAITI.**

The area of Haiti is 10,204 square miles and the population about 1,425,000. Coffee, cocoa and logwood are the leading

articles sold. Exports to the United States in 1906, \$1,185,477; imports, \$3,307,840.

**SANTO DOMINGO.**

The republic has an area of 18,045 square miles and a population of about 610,000. Santo Domingo, the capital, has 14,150 inhabitants. In 1901 the exports amounted to

\$5,224,043 and the chief articles shipped were coffee, cocoa and mahogany; imports, \$2,936,921. Exports to the United States in 1906, \$3,086,338; imports, \$2,318,248.

**RAILROAD WRECK IN COLORADO.**

Thirty-five persons were killed and as many more injured in a train collision on the Denver & Rio Grande railroad four miles east of Florence, Col., early on the morning of March 16. Through the failure of a telegraph operator to deliver a message from the train dispatcher the west-bound Utah-Colorado express from Denver and the east-bound Colorado-New Mexico express

from Leadville and Grand Junction met on a sharp curve and several cars were smashed and set on fire. Some of the wounded passengers were burned to death, while the bodies of a number of those killed were incinerated. The operator at fault claimed that he had worked for seventy-five hours without rest and that he was asleep at his post.

**ASSOCIATED PRESS OFFICERS.**

President—Frank B. Noyes, Chicago Record-Herald.

First Vice-President—Charles H. Clark, Hartford Conrant.

Secretary and General Manager—Melville E. Stone.

Second Vice-President—Rufus N. Rhodes, Birmingham (Ala.) News.

Assistant Secretary and Assistant General Manager—Charles S. Diehl.

**THE PUBLIC DOMAIN.**

Vacant lands in the United States at the close of the fiscal year ended June 30, 1906.  
 [From the report of the commissioner of the land office.]

STATE OR TERRITORY.	AREA UNAPPROPRIATED AND UNRESERVED.			STATE OR TERRITORY.	AREA UNAPPROPRIATED AND UNRESERVED.		
	Surveyed.	Un-surveyed.	Total.		Surveyed.	Un-surveyed.	Total.
Alabama.....	168,520		168,520	Montana.....	19,471,806	31,927,325	51,398,631
Alaska.....	7,125	*368,028,850	368,035,975	Nebraska.....	4,150,801		4,150,801
Arizona.....	12,639,346	32,931,959	45,571,305	Nevada.....	32,652,450	28,551,637	61,204,087
Arkansas.....	1,859,809		1,859,809	New Mexico..	35,723,934	14,166,703	49,890,637
California.....	25,525,946	6,877,749	32,403,695	North Dakota	3,428,151	605,720	4,033,871
Colorado.....	26,414,952	2,057,081	28,472,033	Oklahoma.....			83,589
Florida.....	419,809	247,691	667,500	Oregon.....	14,071,464	5,668,185	19,739,649
Idaho.....	9,293,079	21,696,761	30,989,840	South Dakota	8,536,350	137,377	8,673,727
Kansas.....	489,439		489,439	Utah.....	12,303,776	25,975,855	38,279,631
Louisiana.....	80,103	65,018	145,121	Washington..	3,122,174	3,188,806	6,290,980
Michigan.....	306,208		306,208	Wisconsin....	36,900		36,900
Minnesota.....	1,790,782	716,768	2,507,550	Wyoming.....	33,998,249	2,728,088	36,726,337
Mississippi....	44,834		44,834	Grand total	246,717,134	545,521,573	792,238,707
Missouri.....	107,538		107,538				

\*The unreserved lands in Alaska are mostly unsurveyed and unappropriated.

**DISPOSAL OF PUBLIC LANDS.**

**CASH SALES.**

	Acres.
Private entries .....	28,036.80
Public auction .....	56,915.51
Pre-emption entries .....	2,005.95
Timber and stone entries.....	647,997.11
Mineral-land entries .....	79,349.84
Coal-land entries .....	42,143.39
Abandoned military reservations.	2,921.99
Excesses on homesteads and other entries .....	22,257.24
Desert-land entries (original)....	890,700.09
Town sites .....	535.07
Supplemental payments .....	9.34
Under sundry special acts.....	1,418.31
Lieu selections .....	50.99
<b>Total .....</b>	<b>1,774,341.63</b>

**MISCELLANEOUS.**

	Acres.	Acres.
Homestead entries (original) .....	13,974,931.62	
State selections .....	953,551.29	
Railroad selections... ..	2,416,688.99	
Wagonroad selections .....	320.00	
Entries with—		
Military bounty-land warrants ...	28,053.43	
Agricultural college scrip .....	793.15	
Private-land scrip.....	5,521.59	
Absentee Wyandotte Indian selections.	8,398.45	
Chippewa, Red Lake and Pembina scrip	160.00	
Sioux half-breed scrip .....	560.00	
Valentine scrip.....	503.75	
Lieu selections .....	858.70	
Indian allotments....	84,257.35	
Small holdings.....	3,602.27	
Swamp land patented .....	92,901.94	
		17,571,102.53
<b>Total area of public-land entries and selections.....</b>		<b>19,345,444.16</b>

**INDIAN LANDS.**

	Acres.	Acres.
Cherokee school.....	80.20	
Southern Ute.....	11,851.18	
Ute .....	51,959.39	
Osage trust and diminished reserve...	6,432.89	
Kansas trust and diminished reserve...	160.00	
Flathead .....	80.00	
Omaha .....	173.23	
Umatilla .....	1,431.69	
Grand Rond Indian reservation .....	200.00	
Sioux .....	244.10	
Uintah Valley Indian reservation .....	5,019.88	
Colville Indian reserve .....	7,470.75	
Shoshone or Wind River Indian res...	640.00	
		55,743.31
<b>Grand total .....</b>		<b>19,431,187.47</b>

**RECAPITULATION.**

Area sold for cash... ..	1,774,341.63
Area misc. entries..17,571,102.53	
Area Indian land....	85,743.31
	19,431,187.47

**RECEIPTS OF THE LAND OFFICE.**

Total receipts from the disposal of public lands.....	\$6,528,477.38
Total receipts from disposal of Indian lands .....	967,532.50
Total receipts from deprecations on public lands.....	47,740.23
Total receipts from deprecations on Indian lands.....	880.94
Total receipts from sales of timber .....	125.00
Total receipts from sales of government property, office furniture and buildings.....	10,542.85
Total receipts for furnishing copies of records and plats.....	30,225.00
<b>Grand total.....</b>	<b>7,585,523.90</b>

## THE NATIONAL GOVERNMENT.

Corrected to Dec. 20, 1906. (For cabinet changes to occur in 1907 see page 33.)

## EXECUTIVE DEPARTMENT.

President—Theodore Roosevelt (N. Y.)	\$50,000
Secretary to the President—William Loeb, Jr. (N. Y.)	5,000
Vice-President—Charles W. Fairbanks (Ind.)	8,000
United States District Marshal—Aulick Palmer (D. C.)	6,000

## DEPARTMENT OF STATE.

Secretary—Elihu Root (N. Y.)	\$8,000
Assistant Secretary—Robert Bacon (N. Y.)	4,500
Second Assistant Secretary—Alvey A. Adee (D. C.)	4,500
Third Assistant Secretary—Huntington Wilson (Ill.)	4,500
Solicitor—William L. Penfield (Ind.)	4,500
Assistant Solicitors—J. Reuben Clark (Utah), William C. Dennis (Ind.)	3,000
Chief Clerk—Charles Denby (Ind.)	3,000
Law Clerk—James T. Du Bois (Pa.)	2,500
Chief of Diplomatic Bureau—Sydney Y. Smith (D. C.)	2,100
Chief Consular Bureau—Wilbur J. Carr (N. Y.)	2,100
Chief of Bureau of Indexes and Archives—John R. Buck (Me.)	2,100
Chief of Bureau of Accounts—Thomas Morrison (N. Y.)	2,300
Chief of Bureau of Rolls and Library—William McNeir (Mich.)	2,100
Chief of Bureau of Appointments—Charles Ray Dean (Ill.)	2,100
Chief of Bureau of Passports—Gallard Hunt (La.)	2,100
Chief of Bureau of Trade Relations—John Ball Osborne (Pa.)	2,100
Translators—John S. Martin, Jr. (Pa.); Wilfred Stevens (Minn.)	2,100
Private Secretary to Secretary of State—E. J. Babcock (N. Y.)	2,500

## TREASURY DEPARTMENT.

Secretary—Leslie M. Shaw (Iowa)	\$8,000
Secretary to the Secretary—A. F. Statler (Wash.)	2,500
Assistant Secretary—Jas. B. Reynolds (Mass.)	4,500
Assistant Secretary—John H. Edwards (O.)	4,500
Assistant Secretary—Charles H. Keep (N. Y.)	4,500
Chief Clerk—W. W. Ludlow (Minn.)	3,000
Chief of Appointment Division—Charles Lyman (Conn.)	2,750
Chief of Warrants Division—W. F. MacLennan (D. C.)	3,500
Chief of Public Monies Division—Eugene B. Daskam (Conn.)	2,500
Chief of Customs Division—James L. Gerry (Ill.)	2,750
Chief of Revenue Cutter Division—Worth G. Ross (N. Y.)	2,500
Chief of Stationery, Printing and Blanks Div.—Geo. Simmons (D. C.)	2,500
Chief of Loans and Currency Division—Andrew T. Huntington (Mass.)	3,000

## SUPERVISING ARCHITECT'S OFFICE.

Supervising Architect—James K. Taylor (Pa.)	4,500
BUREAU OF ENGRAVING AND PRINTING.	
Director—Thomas J. Sullivan (D. C.)	4,500

Asst. Director—Joseph E. Ralph (Ill.)	\$3,000
Superintendent Engraving Division—John R. Hill (N. Y.)	4,500

## LIFE-SAVING SERVICE.

General Supt.—S. I. Kimball (Me.)	4,500
Assistant—Oliver M. Maxam (Ind.)	2,500

## REGISTER OF THE TREASURY.

Register—W. T. Vernon (Kas.)	4,000
Assistant—Cyrus F. Adams (Ill.)	2,500

## CONTROLLER OF THE TREASURY.

Comptroller—Robert J. Tracewell (Ind.)	5,500
Assistant—Leander P. Mitchell (Ind.)	4,500
Chief Clerk—C. M. Foree (Ky.)	2,500
Chief Law Clerk—J. D. Terrell (Mich.)	2,500

## AUDITORS.

Auditor for the Treasury Department—William E. Andrews (Neb.)	4,000
Deputy—S. J. Abbott (Del.)	2,500
Auditor for War Department—Benj. F. Harper (Ind.)	4,000
Deputy—Edward P. Seeds (O.)	2,500
Auditor for the Interior Department—R. S. Person (S. D.)	4,000
Deputy—James B. Belt (Md.)	2,500
Auditor for the Navy Department—W. W. Brown (Pa.)	4,000
Deputy—Byron J. Price (Wis.)	2,500
Auditor for the State and Other Departments—Caleb R. Layton (Del.)	4,000
Deputy—Geo. W. Esterly (Minn.)	2,500
Auditor for the Postoffice Department—Ernst G. Timme (Wis.)	4,000
Deputy—Charles H. Keating (O.)	2,500
Deputy—Chas. A. McGonagle (Ind.)	2,500

## TREASURER OF THE UNITED STATES.

Treasurer—Chas. H. Treat (N. Y.)	6,000
Asst. Treasurer—J. F. Melinc (D. C.)	3,600
Deputy Assistant Treasurer—Gideon C. Bantz (Md.)	3,200
Supt. Nat. Bank Red. Div.—Thos. E. Rogers	3,500

## CONTROLLER OF THE CURRENCY.

Comptroller—William Barrett Ridgely (Ill.)	5,000
Deputy—Thomas P. Kane (D. C.)	3,000

## COMMISSIONER OF INTERNAL REVENUE.

Commissioner—John W. Yerkes (Ky.)	6,000
Deputy—Robt. Williams, Jr. (N. Y.)	4,000
Deputy—Jas. C. Wheeler (Mich.)	3,600

## DIRECTOR OF THE MINT.

Director—Geo. E. Roberts (Iowa)	4,500
---------------------------------	-------

## WAR DEPARTMENT.

Secretary—William H. Taft (O.)	\$8,000
Assistant Secretary—Robert Shaw Oliver (N. Y.)	4,500
Secretary to Secretary of War—Fred W. Carpenter (Cal.)	2,500
Chief Clerk—John C. Scofield	3,000

## GENERAL STAFF.

Chief of Staff—Brig.-Gen. J. Franklin Bell	
Secretary—Capt. R. E. L. Michie	
Assistant to Chief of Staff—Brig.-Gen. T. H. Barry	
Chief of Artillery—Brig.-Gen. Arthur Murray	

## THE MILITARY SECRETARY'S OFFICE.

The Military Secretary—Maj.-Gen. F. C. Ainsworth	
--	--

Assistants—Brig.-Gen. W. P. Hall, Col. H. P. McCain, Lieut.-Col. James B. Hickey, Lieut.-Col. Benjamin Alvord, Maj. Eugene F. Ladd.

Chief Clerk—Jacob Frech.....\$2,000

## INSPECTOR-GENERAL'S DEPARTMENT.

Inspector-General—Brig.-Gen. E. A. Garlington.

Assistant—Col. J. G. Galbraith.  
Chief Clerk—Warren H. Orcutt.

## JUDGE-ADVOCATE GENERAL'S OFFICE.

Judge-Advocate General—Brig.-Gen. G. B. Davis.

Assistants—Maj. John B. Porter, Lieut. E. M. Stanton.

Chief Clerk—Lewis W. Call.

## SUBSISTENCE DEPARTMENT.

Commissary-General—Brig.-Gen. Harry G. Sharpe.

Assistants—Maj. W. H. Hart, Capt. James A. Logan, Jr.

Chief Clerk—Emlaet Hamilton.

## QUARTERMASTER'S DEPARTMENT.

Quartermaster-General—Brig.-Gen. C. F. Humphrey.

Assistants—Col. George E. Pond, Lieut.-Col. George Rubien, Majs. John T. French, Jr., James B. Aleshire, Isaac W. Littell, John T. Knight, Thomas H. Slavens, Samson L. Faison, J. T. Crabbs, Capts. Amos B. Shattuck, Letcher Hardeman.

Depot Quartermaster—Capt. Harry L. Petrus, Washington, D. C.

Chief Clerk—Henry D. Saxton.

## MEDICAL DEPARTMENT.

Surgeon-General—Brig.-Gen. Robert M. O'Reilly.

Assistants—Col. Charles L. Heitzmann, Maj. Walter D. McCaw, Maj. Jefferson R. Kean, Maj. Merritte W. Ireland, Maj. Charles F. Mason.

Chief Clerk—George A. Jones.

## PAY DEPARTMENT.

Paymaster-General—Brig.-Gen. Culver C. Sniffen.

Assistant—Maj. J. B. Houston.

Chief Clerk—William Manley.

## SIGNAL OFFICE.

Chief Signal Officer—Brig.-Gen. James Allen.

Assistants—Maj. E. Russel, Capt. C. DeF. Chandler.

Disbursing Officer—Capt. George O. Gibbs.  
Chief Clerk—George A. Warren.

## CORPS OF ENGINEERS.

Chief of Engineers—Brig.-Gen. A. Mackenzie.

Assistants—Maj. Frederic V. Abbot, Maj. H. F. Hodges, Capt. Charles W. Kutz.

Chief Clerk—P. J. Dempsey.

## PUBLIC BUILDINGS AND GROUNDS.

Officer in Charge—Col. Chas. S. Bromwell.

## ORDNANCE DEPARTMENT.

Chief of Ordnance—Brig.-Gen. William Crozier.

Assistants—Lieut.-Col. A. H. Russell, Capts. C. B. Wheeler, George Montgomery, T. C. Dickson, L. M. Fuller, J. W. Jones.

Chief Clerk—John J. Cook.

## BUREAU OF INSULAR AFFAIRS.

Chief of Bureau—Brig.-Gen. Clarence R. Edwards.

Assistant—Capt. Frank McIntyre.  
Chief Clerk—Adolphus D. Wilcox.  
Law Officer—Paul Charlton.

## NAVY DEPARTMENT.

Secretary—Chas. J. Bonaparte (Md.)...\$8,000

Assistant Secretary—Charles H. Darling (Vt.) ..... 4,500

Chief Clerk—Benjamin F. Peters (Pa.) 3,000

Private Secretary—Henry C. Gauss (Mass.) ..... 2,500

## OFFICE OF ADMIRAL OF THE NAVY.

Admiral of the Navy—George Dewey.  
Aid—Lieutenant-Commander S. S. Wood.

Secretary—John W. Crawford.

## BUREAU OF YARDS AND DOCKS.

Chief—Rear-Admiral Mordecai T. Endicott.  
Civil Engineers—Andrew C. Cunningham, Archibald L. Parsons.

## BUREAU OF EQUIPMENT.

Chief—Rear-Admiral William S. Cowles.  
Special Duty—Rear-Admiral Colby M. Chester, ret.

Commanders—William F. Halsey, Geo. W. Denfield, ret., V. S. Nelson, Francis M. Barber, ret. (special duty abroad).

Lieutenant-Commanders—Geo. W. Logan, C. F. Hughes, Cleland Davis, William A. Moffatt.

Lieutenant—John J. Hyland.

Ensign—Francis J. Cleary.

## BUREAU OF STEAM ENGINEERING.

Chief—Rear-Admiral Charles W. Rae.

Assistant to Bureau—Capt. Albert F. Dixon.  
Commanders—William W. White, Wythe M. Parks, Robert S. Griffin, F. C. Bleg, Theo. C. Fenton, Benj. C. Bryan.

Lieutenant-Commanders—Harold P. Morton, William S. Smith, Chas. W. Pyson, Cleland N. Offley.

Lieutenants—Wm. H. Reynolds, A. F. H. Yates, Carlos A. Gardiner, Wm. Norris.

Ensigns—Franklin W. Osburn, Wm. W. Smith, W. G. Dimon, Robert Henderson, W. R. Randenbush, Charles C. Moses, Austin S. Kibbee, Hugh McL. Walker.

## BUREAU OF NAVIGATION.

Chief—Rear-Admiral Geo. A. Converse, ret.

Assistant to Bureau—Capt. Wm. C. Potter.  
Commander—R. F. Nicholson.

Lieutenant-Commanders—William S. Sims, Inspector of target practice; H. B. Wilson, Thomas Washington, W. K. Harrison, C. L. Hussey.

Lieutenants—R. J. Johnston, Jr., L. C. Palmer, special duty; H. B. Soule, R. D. White.

## BUREAU OF CONSTRUCTION AND REPAIR.

Chief—Rear-Admiral Washington L. Capps.

Naval Constructors—Joseph H. Linnard, David W. Taylor, Frank B. Zahn, Daniel C. Nutting, Stuart F. Smith, Richard H. Roblison.

## BUREAU OF ORDNANCE.

Chief—Rear-Admiral Newton E. Mason.

Assistants to Bureau—Capt. John Hubbard, Capt. Charles W. Bartlett.

Commanders—Austin M. Knight, Walter McLean, James H. Glennon.

Lieutenant-Commanders—Edward Simpson, N. C. Twining, George W. Williams, Frank H. Schofield.

Lieutenants—Ralph Earle, John Halligan, Jr., Victor A. Kimberley, John W. Timmons.

Ensigns—Roe A. Adams, Stephen C. Rowan, Walter S. Anderson, Ralston S. Holmes, John S. Arwine, Jr., David McD. Le Bretton, H. E. Kimmel.

## BUREAU OF SUPPLIES AND ACCOUNTS.

Paymaster-General—H. T. B. Harris, ret.  
 Pay Director—Eustace B. Rogers.  
 Assistant to Bureau—Pay Inspector Samuel McGowan.  
 Paymasters—John D. Abbott, C. J. Peoples, Donald W. Nesbit.  
 Assistant Paymasters—James S. Beecher, Felix R. Holt.

## BUREAU OF MEDICINE AND SURGERY.

Chief—Rear-Admiral Presley M. Rixey.  
 Assistant to Bureau—Medical Inspector Wm. R. Du Bose.  
 Surgeons—A. C. H. Russell, James G. Field, Edward R. Hitt, F. M. Furlong.  
 Assistant Surgeon—George F. Freeman.  
 Pharmacists—Frederick F. Gordon, Hubert Henry.

## OFFICE OF NAVAL INTELLIGENCE.

Chief—Capt. Raymond P. Rodgers.  
 Lieutenant-Commanders—H. H. Whittlesey, ret., Adelbert Althouse, Frederick A. Trant.  
 Lieutenant—Horace P. McIntosh, ret.

## HYDROGRAPHIC OFFICE.

Commanders—Henry H. Barroll, ret., Harry Kimmell, ret.  
 Lieutenant-Commander—Glennie Tarbox.

## NAVAL OBSERVATORY.

Superintendent—Rear-Admiral Asa Walker.  
 Commanders—Thos. D. Griffin, E. E. Hayden.  
 Professors—Aaron N. Skinner, William S. Eichelberger, Walter S. Harschman, Frank B. Littell.

## NAVAL EXAMINING BOARD.

Chief—Rear-Admiral Charles H. Stockton.  
 Captains—Edwin K. Moore, Jos. B. Murdock.  
 Commander—F. H. Eldridge.

## MEDICAL EXAMINING BOARD.

Medical Directors—Francis M. Gunnell, ret., president; Robert A. Marmion, Dwight Dickinson, Charles B. Cheyney, recorder.

## NAVAL RETIRING BOARD.

President—Rear-Admiral Charles H. Stockton.  
 Captains—Edwin K. Moore, Jas. B. Murdock.  
 Medical Directors—Abel F. Price, Robert A. Marmion.

## BOARD OF INSPECTION AND SURVEY.

President—Rear-Admiral Joseph N. Hempbill.  
 Captain—Hugo Osterhaus.  
 Commanders—S. H. K. Reeves, Charles E. Marsh.  
 Lieutenant-Commander—Edward W. Eberle, recorder.

## NAVAL MUSEUM HYGIENE AND MEDICAL SCHOOL.

Medical Director—John C. Wise, commanding.  
 Medical Inspector—P. A. Lovering.  
 Surgeons—James D. Gatewood, Thomas A. Berryhill, William C. Braisted.  
 Assistant Surgeons—T. D. Myers, A. W. Balch.  
 Lieutenant—Downs C. Wilson, ret.  
 Pharmacists—Edward R. Noyes, T. N. Phillips.

## GENERAL INSPECTOR OF PAY CORPS.

Pay Director—Charles W. Littlefield.  
 Clerk to General Inspector Pay Corps—Clay G. Bellinger.

## STATE, WAR AND NAVY DEPARTMENT BUILDING.

Superintendent—First Lieut. J. H. Poole, C. E., U. S. A.

## OFFICE JUDGE-ADVOCATE GENERAL.

Judge-Advocate General—Commander Samuel W. B. Diehl.  
 Solicitor—Edwin P. Hanna.  
 Lieutenant-Commanders—A. C. Almy, Henry Phelps.  
 Captains of Marines—Ernest E. West, Arthur E. Harding.

## NAVAL DISPENSARY.

Medical Director—William S. Dixon.  
 Surgeon—James C. Pryor.  
 Pharmacist—John C. Martin.

## HEADQUARTERS MARINE CORPS.

Brigadier-General Commandant—George F. Elliott.  
 Aids—First Lieut. Russell B. Putnam, Capt. Richard S. Hooker.  
 Adjutant and Inspector—Col. Charles H. Lauchelmer.  
 Assistant Adjutant and Inspectors—Maj. Louis J. Magill, Maj. A. S. McLembre.  
 Quartermaster—Col. Frank L. Denby.  
 Assistant Quartermasters—Maj. Charles L. McCawley, Lieut.-Col. Thomas C. Prince, Capt. Henry L. Roosevelt.  
 Paymaster—Col. Greene C. Goodloe.  
 Assistant Paymaster—Lieut.-Col. George Richards.

## COMMERCE AND LABOR DEPARTMENT.

Secretary—Victor H. Metcalf (Cal.)...\$8,000  
 Assistant Secretary—Lawrence O. Murray (N. Y.)..... 5,000  
 Chief Clerk—F. H. Bowen (Mass.)..... 3,000

## BUREAU OF CORPORATIONS.

Commissioner—James R. Garfield (O.) 5,000  
 Deputy Commissioner—H. K. Smith, (Mass.) ..... 3,500  
 Chief Clerk—Warren R. Choate (Md.) 2,000

## BUREAU OF MANUFACTURES.

Chief—John M. Carson (Pa.)..... 4,000  
 Assistant Chief—Edgar J. Gibson (N. Y.) ..... 2,500

## BUREAU OF LABOR.

Commissioner—Chas. P. Nelli (D. C.).. 5,000  
 Chief Clerk—G. W. W. Hanger (Miss.) 2,500

## Lighthouse Board.

President (ex officio)—Victor H. Metcalf.  
 Chairman—Rear-Admiral George C. Reiter, U. S. N.  
 Members—Col. W. S. Franklin, Col. Amos Stickney, Dr. H. S. Pritchett, Capt. Albert Ross, Maj. Harry F. Hodges.  
 Naval Secretary—Capt. Uriel Sebree, U.S.N.  
 Engineer Secretary—Maj. Thomas L. Casey, U. S. A.

## BUREAU OF THE CENSUS.

Director—S. N. D. North (Mass.)..... 6,000  
 Chief Clerk—Wm. S. Rossiter (N. Y.) 2,500

## COAST AND GEODETIC SURVEY.

Superintendent—O. H. Tittmann (Mo.) 5,000  
 Assistant Superintendent—F. W. Perkins (N. Y.)..... 4,000

## BUREAU OF STATISTICS.

Chief—Oscar P. Austin (D. C.)..... 4,000  
 Chief Clerk—J. N. Whitney (Me.)..... 2,250

## STEAMBOAT INSPECTION SERVICE.

Supervising Inspector-General—George Uhler (Pa.) ..... 3,500

Chief Clerk—Wm. F. Gatehall (O.)..... 2,000

## FISHERIES.

Commissioner—G. M. Bowers (W. Va.) 5,000

Deputy Commissioner—H. M. Smith (D. C.) .....	\$3,000	Assistant General Superintendent Railway Mail Service—Alexander Grant (Mich.) .....	\$3,500
BUREAU OF NAVIGATION.			
Commissioner—E. T. Chamberlain (N. Y.) .....	4,000	Chief Clerk Railway Mail Service—John W. Hollyday (O.) .....	2,000
Deputy Commissioner—T. B. Sanders (Mass.) .....	2,400	Superintendent Foreign Mails—N. M. Brooks (Va.) .....	3,000
BUREAU OF IMMIGRATION.			
Commissioner-General—F. P. Sargent (Ill.) .....	5,000	Chief Clerk Foreign Mails—R. L. Maddox (Ky.) .....	2,000
Chief Clerk—F. H. Larned (Md.) .....	2,750	OFFICE THIRD ASSISTANT POSTMASTER-GENERAL.	
BUREAU OF STANDARDS.			
Director—S. W. Stratton (Ill.) .....	5,000	Third Assistant Postmaster-General—Edwin C. Madden (Mich.) .....	4,500
Secretary—H. D. Hubbard (Ill.) .....	2,000	Chief Clerk—Arthur M. Travers (Mich.) .....	2,500
POSTOFFICE DEPARTMENT.			
Postmaster-General—Geo. B. Cortelyou (N. Y.) .....	\$8,000	Superintendent of Money-Order Division—Edward F. Kimball (Mass.) .....	3,500
Chief Clerk and Supt.—Merritt O. Chance (Ill.) .....	3,000	Chief Clerk of Money-Order Division—Frank H. Rainey (D. C.) .....	2,250
Private Secretary to Postmaster-General—H. O. Weaver (O.) .....	2,500	Superintendent Registry System—Edwin Sands (N. Y.) .....	3,500
Assistant to Chief Clerk and Supt.—Geo. G. Thomson (Mich.) .....	2,000	Superintendent Division of Finance—C. H. Buckler (Md.) .....	2,250
Assistant Attorney-General for the P. O. D.—Russell P. Goodwin (Ill.) .....	4,500	Superintendent Division of Stamps—James H. Reeves (N. Y.) .....	2,500
Assistant Attorney—Richard M. Webster (Ky.) .....	2,750	Superintendent Classification Division—Harwood M. Bacon (Mich.) .....	2,750
Purchasing Agent—Wm. E. Cochran (Col.) .....	4,000	Chief Redemption Division—Edward McCauley (D. C.) .....	2,000
Chief Clerk to Purchasing Agent—Oliver H. Briggs (Ga.) .....	2,000	Postal Card Agent—Edgar H. Shook (Mich.) .....	2,500
Chief Postoffice Inspector—William J. Vickery (Ind.) .....	4,000	Stamped Envelope Agent—Silas W. Stone (Iowa) .....	2,500
Chief Clerk, Division Postoffice Inspectors—Theodore Ingalls (Ky.) .....	2,000	OFFICE FOURTH ASSISTANT POSTMASTER-GENERAL.	
Appointment Clerk—George S. Pauli (O.) .....	2,000	Fourth Assistant Postmaster-General—P. V. DeGraw (Pa.) .....	4,500
Disbursing Clerk—Harry H. Thompson (N. J.) .....	2,250	Chief Clerk—Chas. A. Conard (Ky.) .....	2,500
OFFICE FIRST ASSISTANT POSTMASTER-GENERAL.			
First Assistant Postmaster-General—Frank H. Hitchcock (Mass.) .....	5,000	Superintendent Rural Free-Delivery Service—W. R. Spilman (Kas.) .....	3,000
Chief Clerk—Chas. P. Grandfield (Mo.) .....	2,500	Superintendent of Postoffice Supplies—W. M. Mooney (O.) .....	2,500
General Superintendent of Salaries and Allowances—C. M. Waters (Col.) .....	3,500	Superintendent Dead-Letter Office—James R. Young (Pa.) .....	2,500
Assistant Superintendent of Salaries and Allowances—E. T. Bushnell (Conn.) .....	2,250	Chief Clerk Dead-Letter Office—Ward Burlingame (Kas.) .....	1,800
Chief Division Bonds and Commissions—Christian P. Dickey (O.) .....	2,000	Topographer—A. von Haake (N. Y.) .....	2,750
Chief Division Appointments—R. T. Covert (Wis.) .....	2,000	OFFICE OF AUDITOR FOR POSTOFFICE DEPARTMENT.	
Superintendent City Free-Delivery Service—E. H. Thorp (Vt.) .....	3,000	Auditor—Joseph J. McCardy (Minn.) .....	4,000
Asst. Superintendent City Free-Delivery Service—W. H. Haycock (D. C.) .....	2,000	Deputy Auditors—Charles H. Keating (O.) and Charles A. McGonagle (Ind.) .....	2,500
Chief Division of Correspondence—Bayard Wyman (Mich.) .....	2,000	Chief Clerk—John B. Sleman (Ill.) .....	2,000
OFFICE SECOND ASSISTANT POSTMASTER-GENERAL.			
Second Assistant Postmaster-General—W. S. Shallenberger (Pa.) .....	4,500	Law Clerk—Charles A. Kram (Pa.) .....	2,000
Chief Clerk—Geo. F. Stone (N. Y.) .....	2,500	Disbursing Clerk—B. W. Holman (Wis.) .....	2,000
Superintendent of Railway Adjustments—J. H. Crew (O.) .....	2,500	Chief Collecting Division—Thomas Ellis (Md.) .....	2,000
Assistant Superintendent of Railway Adjustments and Law Clerk—Joseph Stewart (Mo.) .....	2,250	Chief Bookkeeping Division—D. W. Duncan (Pa.) .....	2,000
Chief Division of Inspection—James B. Cook (Md.) .....	2,000	Chief Pay Division—A. M. McBath (Tenn.) .....	2,000
Chief Division of Contracts—E. P. Rhoderick (Ill.) .....	2,000	Chief Inspecting Division—B. A. Allen (Kas.) .....	2,000
Chief Division Mail Equipment—Thos. P. Graham (N. Y.) .....	2,000	Chief Assorting and Checking Division—M. M. Holland (D. C.) .....	2,000
General Superintendent Railway Mail Service—James E. White (Ill.) .....	4,000	Chief Foreign Division—D. N. Burbank (N. Y.) .....	2,000
		Chief Recording Division—W. S. Belden (Iowa) .....	2,000
DEPARTMENT OF JUSTICE.			
Attorney-General—William H. Moody (Mass.) .....	\$8,000	Assistant to Attorney-General—John A. Kratz, Jr. (Pa.) .....	2,500
Secretary to Attorney-General—John A. Kratz, Jr. (Pa.) .....	2,500	Solicitor-General—Henry M. Hoyt (Pa.) .....	7,500
		Assistant to Attorney-General—Milton D. Purdy (Minn.) .....	7,000

Assistant Attorney-General—James C. McReynolds .....	\$5,000
Assistant Attorney-General—C. H. Robb .....	5,000
Assistant Attorney-General—Chas. W. Russell (W. Va.).....	5,000
Assistant Attorney-General—John G. Thompson (Ill.) .....	5,000
Assistant Attorney-General—Josiah A. Van Orsdel (Wyo.).....	5,000
Assistant Attorney-General (Department of Interior)—Frank L. Campbell (O.).....	5,000
Assistant Attorney-General (Spanish Treaty Claims Commission)—William E. Fuller (Iowa).....	5,000
Solicitor for Department of State—James B. Scott (Cal.).....	4,500
Law Clerk and Examiner of Titles—A. J. Bentley (O.).....	2,700
Chief Clerk and Superintendent of Building—Orin J. Field (Kas.).....	3,000
General Agent—Cecil Clay (W. Va.).....	4,000
Disbursing Clerk—Alex. C. Calne (O.).....	2,750
Appointment Clerk—Charles B. Sornborger (Vt.) .....	2,000
Attorney in Charge of Pardons—Peyton Gordon (Md.).....	2,400
Solicitor of Treasury (Treasury Department)—Maurice D. O'Connell (Iowa) .....	4,500
Assistant Solicitor—Felix A. Reeve (Tenn.) .....	3,000
Chief Clerk Solicitor's Office (Treasury Department)—Charles E. Vrooman (Iowa) .....	2,000
Assistant Attorney in Charge of Dockets—S. B. Shebley (Ga.).....	2,500
Solicitor (Department Commerce and Labor)—Charles Earl (Md.).....	4,500
Assistant Attorney-General (Postoffice Department)—Russell P. Goodwin (Ill.) .....	4,500
Solicitor Internal Revenue—Arthur B. Hayes (Utah) .....	4,500

INTERIOR DEPARTMENT.

Secretary—Ethan A. Hitchcock (Mo.)	\$8,000
First Assistant Secretary—Thomas Ryan (Kas.).....	6,000
Assistant Secretary—Jesse E. Wilson (Ind.) .....	4,500
Chief Clerk—Edward M. Dawson (Md.)	3,000

GENERAL LAND OFFICE.

Commissioner—Wm. A. Richards (Wyo.)	5,000
Assistant Commissioner—Geo. F. Pollock (O.) .....	3,500

OFFICE OF INDIAN AFFAIRS.

Commissioner—Francis E. Leupp (D. C.)	5,000
Assistant Commissioner—Charles F. Larrabee (Me.).....	3,000
Superintendent Indian Schools—Miss Estelle Reel (Wyo.).....	3,000

PENSION OFFICE.

Commissioner—Vespasian Warner (Ill.)	5,000
First Deputy Commissioner—J. L. Davenport (N. H.).....	3,600
Second Deputy Commissioner—Leverett M. Kelly (Ill.).....	3,600
Chief Clerk—William H. Bayly (O.).....	2,250
Medical Referee—Sam'l Houston (Pa.)	3,000

PATENT OFFICE.

Commissioner—Fred'k I. Allen (N. Y.)	5,000
Assistant Commissioner—Edward B. Moore (Mich.).....	3,000
Chief Clerk—Charles M. Irelan (Md.)..	2,500

OFFICE OF EDUCATION.

Commissioner—Elmer E. Brown (Cal.)	\$3,500
Chief Clerk—Lovick Pierce (Ga.).....	1,800

GEOLOGICAL SURVEY.

Director—Charles D. Walcott (N. Y.)..	6,000
Chief Clerk—Henry C. Rizer (Kas.)...	2,500

DEPARTMENT OF AGRICULTURE.

Secretary—James Wilson (Iowa).....	\$8,000
Assistant Secretary—W. M. Hayes (Minn.) .....	4,500
Chief Clerk—Sylvester R. Burch (Kas.)	2,500
Appointment Clerk—J. B. Bennett (Wis.) .....	2,000
Private Secretary to Secretary of Agriculture—Jasper Wilson (Iowa).....	2,500
Chief of Weather Bureau—W. L. Moore (Ill.).....	5,000
Chief of Bureau of Animal Industry—Alonzo D. Melvin (Ill.).....	4,500
Statistician—Vletor H. Olmsted (N. C.)	3,500
Chief of Section of Foreign Markets—George K. Holmes (Mass.).....	2,500
Chemist—H. W. Wiley (Ind.).....	3,500
Entomologist—L. O. Howard (N. Y.)..	3,250
Chief of Biological Survey—C. Hart Merriam (N. Y.).....	3,000
Chief of Bureau of Forestry—Gifford Pinchot (N. Y.).....	3,500
Chief of Bureau of Soils—Milton Whitney (Md.) .....	3,500
Director Office of Experiment Stations—A. C. True (Conn.).....	3,500
Chief Division of Accounts and Disbursements—A. Zappone (D. C.).....	2,750
Editor—George William Hill (Minn.)..	3,000
Chief Bureau of Plant Industry (in charge Seed Distribution)—B. T. Galoway (Mo.).....	4,500
Botanist—F. D. Coville (N. Y.).....	3,000
Pomologist—G. B. Brackett (Iowa).....	3,000
Agrostologist—Wm. J. Spillman (Wash.)	3,000
Plant Pathologist and Physiologist—A. F. Woods (Neb.).....	3,000
Director of Public Roads—L. W. Page (Mass.) .....	2,500

INDEPENDENT BUREAUS.

GOVERNMENT PRINTING OFFICE.

Public Printer—Charles A. Stillings (Mass.) .....	\$4,500
Chief Clerk—Henry T. Brian (Md.)...	2,750
Foreman of Printing—Chas. E. Young (Neb.) .....	2,500
Assistant Foreman of Printing in Charge Typographical Division—J. M. A. Spottswood (Pa.).....	2,250
Assistant Foreman of Printing in Charge Presswork—H. P. McFarland (Ind.).....	2,250
Acting Foreman of Binding—J. A. B. Espey (D. C.).....	2,100
UNITED STATES CIVIL-SERVICE COMMISSION.	
Commissioners—John C. Black (Ill.), A. W. Cooley (N. Y.), H. F. Greene (Minn.).....	3,500
Chief Examiner—Frank M. Kiggins (Ky.) .....	3,000
Secretary—John T. Doyle (N. Y.).....	2,500

INTERSTATE-COMMERCE COMMISSION.

Chairman—Martin A. Knapp (N. Y.)	10,000
Judson C. Clements (Ga.).....	10,000
Charles A. Prouty (Vt.).....	10,000
Francis M. Cockrell (Mo.).....	10,000
Franklin K. Lane (Cal.).....	10,000
Edgar E. Clark (Iowa).....	10,000
James S. Harlan (Ill.).....	10,000
Secretary—Edward A. Moseley (Mass.)	3,500

## CLIMATOLOGY OF THE UNITED STATES.

The following table of average rainfall, highest and lowest temperatures, based upon observations of thirty-five or fewer years at selected stations in the several states and territories of the United States, was compiled from the records of the weather bureau for The Chicago Daily News Almanac by the United States weather bureau, Washington, D. C.:

STATIONS.	Alt. ab. sea lev' (feet.)	No. of years	TEMPERATURE.*				Av. precipitation. †
			Max.	Year.	Mt.	Year.	
Alabama—Mobile . . . . .	12	35	102	1901	-1	1899	62.6
Montgomery . . . . .	162	33	107	1881	-5	1899	52.7
Arizona—Yuma . . . . .	137	30	118	1878	22	1883	3.0
Arkansas—Little Rock . . . . .	297	26	106	1961	-12	1899	53.6
California—San Francisco . . . . .	9	35	101	1904	29	1888	23.7
San Diego . . . . .	10	34	101	1883	32	1894	10.5
Colorado—Denver . . . . .	-5,183	34	105	1878	-29	1875	14.5
Pueblo . . . . .	4,690	17	104	1902	-27	1899	12.1
Connecticut—New Haven . . . . .	10	33	101	1904	-14	1873	47.9
District of Columbia—Washington . . . . .	12	35	104	1881	-15	1899	43.5
Florida—Jacksonville . . . . .	8	34	104	1879	10	1899	54.1
Key West . . . . .	22	35	100	1886	41	1886	38.5
Georgia—Atlanta . . . . .	1,033	27	100	1887	-8	1890	50.4
Savannah . . . . .	21	35	105	1879	8	1899	51.9
Illinois—Cairo . . . . .	314	34	106	1901	-16	1884	42.8
Chicago . . . . .	603	35	103	1901	-23	1872	33.4
Springfield . . . . .	582	26	107	1901	-22	1884	38.0
Indiana—Indianapolis . . . . .	706	32	106	1901	-25	1884	43.0
Iowa—Des Moines . . . . .	632	27	109	1901	-30	1884	33.1
Kansas—Dodge City . . . . .	2,484	31	108	1876	-26	1899	19.8
Kentucky—Louisville . . . . .	394	33	107	1901	-20	1884	45.8
Louisiana—New Orleans . . . . .	2	35	102	1901	7	1890	60.5
Shreveport . . . . .	179	33	107	1875	-5	1899	48.6
Maine—Eastport . . . . .	5	33	93	1901	-21	1884	45.2
Portland . . . . .	11	34	97	1898	-17	1872	42.3
Maryland—Baltimore . . . . .	8	33	104	1898	-7	1899	44.0
Massachusetts—Boston . . . . .	11	35	101	1880	-13	1882	45.0
Michigan—Alpena . . . . .	582	33	98	1901	-27	1882	35.1
Detroit . . . . .	579	35	101	1887	-24	1872	32.3
Marquette . . . . .	628	31	108	1901	-27	1875	32.4
Minnesota—St. Paul . . . . .	711	33	104	1901	-41	1888	27.5
Moorhead . . . . .	904	25	102	1894	-48	1887	23.8
Mississippi—Vicksburg . . . . .	94	33	101	1881	-1	1899	55.7
Missouri—St. Louis . . . . .	455	35	107	1901	-22	1884	41.1
Montana—Helena . . . . .	4,013	26	103	1886	-42	1893	13.2
Havre . . . . .	2,477	25	108	1900	-55	1887	14.1
Nebraska—North Platte . . . . .	2,803	31	107	1877	-35	1899	18.3
Omaha . . . . .	1,042	33	106	1894	-32	1884	31.7
Nevada—Winnemucca . . . . .	4,335	27	104	1877	-28	1888	8.5
New Jersey—Atlantic City . . . . .	9	30	99	1880	-7	1899	42.7
New York—Albany . . . . .	18	32	100	1898	-24	1904	37.9
Rochester . . . . .	510	34	99	1897	-14	1904	34.8
New Mexico—Santa Fe . . . . .	6,954	32	97	1878	-13	1883	14.2
North Carolina—Charlotte . . . . .	725	27	102	1887	-5	1899	51.9
Wilmington . . . . .	32	35	103	1879	5	1899	54.3
North Dakota—Bismarck . . . . .	1,638	31	106	1901	-44	1887	18.4
Fort Buford (Williston) . . . . .	1,855	23	104	1900	-49	1888	14.7
Ohio—Cincinnati . . . . .	546	35	105	1901	-17	1899	39.9
Cleveland . . . . .	594	34	99	1881	-17	1873	36.3
Oklahoma—Oklahoma City . . . . .	1,135	14	104	1896	-17	1899	31.1
Oregon—Portland . . . . .	11	33	102	1891	-2	1888	46.8
Roseburg . . . . .	482	28	104	1894	-6	1888	35.2
Pennsylvania—Philadelphia . . . . .	9	35	103	1901	-6	1899	39.8
Pittsburg . . . . .	697	33	102	1881	-20	1899	36.7
Rhode Island—Block Island . . . . .	16	25	89	1900	-4	1896	44.2
South Carolina—Charleston . . . . .	10	33	104	1879	7	1899	56.7
South Dakota—Rapid City . . . . .	3,196	20	106	1900	-34	1899	16.7
Yankton . . . . .	1,186	31	107	1894	-34	1879	26.8
Tennessee—Knoxville . . . . .	933	33	100	1887	-16	1884	51.0
Memphis . . . . .	271	33	104	1901	-9	1899	53.3
Texas—Ablene . . . . .	1,718	20	110	1886	-6	1899	25.0
Galveston . . . . .	6	34	98	1901	8	1899	48.7
Utah—Salt Lake City . . . . .	4,248	32	102	1889	-20	1883	16.2
Virginia—Norfolk . . . . .	11	35	102	1887	2	1895	52.1
Vermont—Northfield . . . . .	739	19	95	1901	-32	1889	34.5
Washington—Spokane . . . . .	1,883	25	104	1898	-30	1888	18.2
West Virginia—Parkersburg . . . . .	616	17	102	1901	-27	1899	41.0
Wisconsin—Milwaukee . . . . .	634	35	100	1901	-25	1875	32.1
Wyoming—Cheyenne . . . . .	6,054	33	100	1881	-38	1875	12.2

\*Corrected to Dec. 31, 1905. †Precipitation normals adopted in 1896.



## The Federal Judiciary.

## SUPREME COURT OF THE UNITED STATES.

Chief Justice—MELVILLE W. FULLER, Illinois, 1888.

Justices—John M. Harlan, Kentucky.....1877	Edward D. White.....Louisiana.....1894
Oliver W. Holmes.....Massachusetts.....1902	Rufus W. Peckham.....New York.....1895
David J. Brewer.....Kansas.....1889	Joseph McKenna.....California.....1898
William R. Day.....Ohio.....1903	William H. Moody.....Massachusetts.....1906
	D. C.....1880
	Justices, \$12,500; Clerk, \$6,000.
Clerk—J. H. McKenney	Reporter—C. H. Butler, New York.....\$4,500
Salaries: Chief Justice, \$13,000;	
Marshal—J. M. Wright, Kentucky.....\$3,500	

## UNITED STATES CIRCUIT COURTS OF APPEALS.

FIRST CIRCUIT.—Judges—Mr. Justice Oliver W. Holmes; Circuit Judges, Le Baron B. Colt, W. L. Putnam, Francis C. Lowell; District Judges, Clarence Hale, Arthur L. Brown, Edgar Aldrich, Frederick Dodge. Clerk—J. G. Stetson, Boston, Mass.

SECOND CIRCUIT.—Judges—Mr. Justice Rufus W. Peckham; Circuit Judges, William J. Wallace, E. H. Lacombe, William K. Townsend, Alfred C. Coxe; District Judges, Hoyt H. Wheeler, James P. Platt, Edward B. Thomas, George B. Adams, George C. Holt, George W. Ray, John R. Hazel. Clerk—Wm. Parkins, New York city.

THIRD CIRCUIT.—Judges—Mr. Justice William H. Moody; Circuit Judges, G. M. Dallas, George Gray, Joseph B. Huntington; District Judges, John B. McPherson, Robt. W. Archbald, Edward G. Bradford, Wm. M. Lanning, Joseph Cross, James B. Holland, Nathaniel Ewing. Clerk—W. V. Williamson, Philadelphia.

FOURTH CIRCUIT.—Judges—Mr. Chief Justice Melville W. Fuller, Chief Justice United States; Circuit Judges, Jeter C. Pritchard, Nathan Goff; District Judges, Benj. F. Kellar, Thomas R. Purnell, James E. Boyd, W. H. Brawley, T. J. Morris, Edmund Waddill, Jr., H. Clay Mcbowell, Alston G. Dayton. Clerk—H. T. Meloney, Richmond, Va.

FIFTH CIRCUIT.—Judges—Mr. Justice E. D. White; Circuit Judges, D. A. Pardee, A. P. McCormick, David D. Shelby; District Judges, W. T. Newman, Emory Speer, Charles Swayne, J. W. Locke, Thos. G. Jones, H. T. Toulmin, H. C. Niles, Charles Parlange, Aleck Boorman, Edward R. Meek, D. E. Bryant, T. S. Maxey, Waller T. Burns. Clerk—James M. McKee, New Orleans, La.

SIXTH CIRCUIT.—Judges—Mr. Justice John M. Harlan; Circuit Judges, Henry F. Severens, H. H. Lurton, John K. Richards; District Judges,

Albert C. Thompson, A. J. Ricks, H. H. Swan, Walter Evans, C. D. Clark, A. M. J. Cochran, Robert W. Taylor, John E. McCall. Clerk—Frank O. Loveland, Cincinnati.

SEVENTH CIRCUIT.—Judges—Mr. Justice William R. Day; Circuit Judges, P. S. Grosscup, Francis E. Baker, Wm. H. Seaman, C. C. Kohl-saat; District Judges, Albert B. Anderson, J. Otis Humphrey, Solomon H. Bethea, K. M. Landis, Joseph V. Quarles, A. L. Sanborn. Clerk—Edw. M. Holloway, Chicago, Ill.

EIGHTH CIRCUIT.—Judges—Mr. Justice D. J. Brewer; Circuit Judges, Willis Van Devanter, W. H. Sanborn, Wm. C. Hook, Elmer B. Adams; District Judges, Wm. H. Munger, Smith McPherson, Wm. Lochren, Page Morris, J. F. Phillips, Jacob Trieber, J. A. Riner, John H. Rogers, Chas. F. Amidon, John E. Carland, Jno. A. Marshall, Jos. A. Gill, Wm. H. H. Clayton, Hosea Townsend, William J. Mills, Henry T. Reed, J. C. Pollock, G. A. Finkelburg, W. R. Lawrence, Louis Sulzbacher, T. C. Humphrey, J. T. Dickerson, J. R. McFie, F. W. Parker, W. H. Pope, E. A. Mann, Ira A. Abbott, C. F. Irwin, B. F. Burwell, B. T. Hainer, J. L. Pan-coast, Frank E. Gillette, R. E. Lewis, L. F. Parker, J. H. Burford, M. C. Garber. Clerk—J. D. Jordan, St. Louis, Mo.

NINTH CIRCUIT.—Judges—Mr. Justice Joseph McKenna; Circuit Judges, E. M. Ross, William B. Gilbert, W. W. Morrow; District Judges James H. Beatty, J. J. DeHaven, O. Wellborn, C. H. Hanford, Jas. Wickersham, Sanford B. Dole, Edward Kent, W. F. Frear, Wm. H. Hunt, Edward Whitson, R. A. Gunnison, A. S. Moore, F. M. Doan, R. E. Sloan, J. H. Campbell, A. S. Hartwell, A. A. Wilder, John T. De Bolt, A. Lindsay, Jr., W. J. Robinson, A. N. Kapaikal, J. A. Matthewman, C. F. Parsons, J. Hardy, C. E. Wolverton, F. S. Nave. Clerk—F. D. Monckton, San Francisco.

## UNITED STATES COURT OF CLAIMS.

Salaries of Judges, \$6,000 each; Chief Justice, \$6,500.

Chief Justice—S. J. PEELLE, Indiana, 1906.

Judges—Fenton W. Booth.....Illinois.....1905	C. B. Howry.....Mississippi.....1897
Samuel S. Barney.....Wisconsin.....1906	Geo. W. Atkinson.....W. Virginia.....1905
Chief Clerk—Archibald Hopkins, Massachusetts, 1873, \$3,000.	

## CIRCUIT COURTS OF THE UNITED STATES.

Salaries of Circuit Judges, \$7,000 each.

FIRST JUDICIAL CIRCUIT.—Mr. Justice Holmes, Boston, Mass. Districts of Maine, New Hampshire, Massachusetts, Rhode Island. Circuit Judges—Le Baron B. Colt, Bristol, R. I., July 5, 1884; W. L. Putnam, Portland, Me., March 17, 1892; Francis C. Lowell, Boston, Mass., Feb. 23, 1905.

SECOND JUDICIAL CIRCUIT.—Mr. Justice Peckham, Districts of Vermont, Connecticut, New York. Circuit Judges—Wm. J. Wallace, Albany, N. Y., April 6, 1882; E. H. Lacombe, New York, May 26, 1887; Wm. K. Townsend, New Haven, Conn., March 23, 1902; Alfred C. Coxe, Utica, N. Y., June 3, 1902.

THIRD JUDICIAL CIRCUIT.—Mr. Justice Moody, Districts of New Jersey, Pennsylvania, Delaware. Circuit Judges—Jos. Buf-

nton, Pittsburg, Pa., Sept. 25, 1906; George M. Dallas, Philadelphia, Pa., March 17, 1892; George Gray, Wilmington, Del., March 29, 1899.

FOURTH JUDICIAL CIRCUIT.—Mr. Chief Justice Fuller, Washington, D. C. Districts of Maryland, Virginia, West Virginia, North Carolina, South Carolina. Circuit Judges—Nathan Goff, Clarksburg, W. Va., March 17, 1892; Jeter C. Pritchard, Asheville, N. C., April 27, 1901.

FIFTH JUDICIAL CIRCUIT.—Mr. Justice White, Districts of Georgia, Florida, Alabama, Mississippi, Louisiana, Texas. Circuit Judges—Don A. Pardee, Atlanta, Ga., May 13, 1881; A. P. McCormick, Dallas, Tex., March 17, 1892; D. D. Shelby, Huntsville, Ala., March 2, 1899.

SIXTH JUDICIAL CIRCUIT.—Mr. Justice Harlan. Districts of Ohio, Michigan, Kentucky, Tennessee. *Circuit Judges*—Henry F. Severens, Kalamazoo, Mich., March 16, 1900; H. H. Lorton, Nashville, Tenn., March 27, 1893; John K. Richards, Cincinnati, O., Feb. 25, 1903.

SEVENTH JUDICIAL CIRCUIT.—Mr. Justice Day. Districts of Indiana, Illinois, Wisconsin. *Circuit Judges*—Peter S. Grosscup, Chicago, Ill., Jan. 23, 1899; Francis E. Baker (Indiana), Jan. 21, 1902; Wm. H. Seaman, Sheboygan, Wis., March 1, 1905; Christian C. Kohlsaat, Chicago, Ill., March 18, 1905.

EIGHTH JUDICIAL CIRCUIT.—Mr. Justice Brewer, Leavenworth, Kas. Districts of Minne-

sota, North Dakota, South Dakota, Wyoming, Iowa, Missouri, Kansas, Arkansas, Nebraska, Colorado, Utah, Indian Territory, New Mexico, Oklahoma. *Circuit Judges*—W. H. Sanborn, St. Paul, Minn., March 17, 1892; Willis Van Devanter, Cheyenne, Wyo., Feb. 18, 1903; William C. Hook, Leavenworth, Kas., 1903; Elmer B. Adams, St. Louis, Mo., May 20, 1905.

NINTH JUDICIAL CIRCUIT.—Mr. Justice McKenna. Districts of California, Montana, Washington, Idaho, Oregon, Nevada, Alaska, Arizona, Hawaii. *Circuit Judges*—E. M. Ross, Los Angeles, Cal., Feb. 22, 1895; W. B. Gilbert, Portland, Ore., March 18, 1892; Wm. W. Morrow, San Francisco, Cal., May 20, 1897.

### JUDGES OF THE UNITED STATES DISTRICT COURTS.

With date of commission. Salaries, \$6,000 each.

ALABAMA—Northern and Middle Dist.	Thomas Goode Jones	Montgomery	Dec. 17, 1901
Southern District	H. T. Toulmin	Mobile	Jan. 13, 1887
ALASKA—First District	R. A. Gunnison	Juneau	Dec. 12, 1904
Second District	Alfred S. Moore	Nome	May 27, 1902
Third District	Jas. Wickersham	Eagle City	June 6, 1900
ARKANSAS—Eastern District	Jacob Trieber	Little Rock	Jan. 9, 1901
Western District	John H. Rogers	Fort Smith	Nov. 27, 1896
ARIZONA	Edward Kent, Ch. J.	Phoenix	Mar. 21, 1902
CALIFORNIA—Northern District	John J. De Haven	San Francisco	June 8, 1897
Southern District	Olin Weilborn	Los Angeles	Mar. 1, 1895
COLORADO	Robert E. Lewis	Denver	Apr. 10, 1906
CONNECTICUT	James P. Platt	Hartford	Mar. 23, 1902
DELAWARE	Edward G. Bradford	Wilmington	May 11, 1897
DISTRICT OF COLUMBIA	Seth Shepard, Ch. J.	Washington	Jan. 5, 1905
FLORIDA—Northern District	Charles Swayne	Pensacola	May 17, 1889
Southern District	James W. Locke	Jacksonville	Feb. 1, 1872
GEORGIA—Northern District	Wm. T. Newman	Atlanta	Aug. 13, 1886
Southern District	Emory Speer	Macon	Feb. 18, 1885
HAWAII	W. F. Frear, Ch. J.	Honolulu	Dec. 12, 1904
IDAHO	James H. Beatty	Bose	Feb. 4, 1882
ILLINOIS—Northern District	Solomon H. Bethea	Chicago	Mar. 18, 1905
Eastern District	Kenesaw M. Landis	Chicago	Mar. 18, 1905
Southern District	Francis M. Wright	Urbana	Mar. 17, 1905
INDIANA	J. Otis Humphrey	Springfield	Mar. 8, 1901
INDIAN TERRITORY—Northern Dist.	A. B. Anderson	Indianapolis	Dec. 8, 1902
Western District	Joseph A. Gill	Vinita	Dec. 18, 1903
	L. F. Parker	Vinita	Jan. 15, 1906
	W. R. Lawrence	Muskogee	Dec. 19, 1905
Central District	Louis Sulzbacher	Okmulgee	Apr. 28, 1904
	Wm. H. Clayton	South McAlester	Dec. 17, 1901
Southern District	Thos. C. Humphrey	Atoka	Apr. 28, 1904
	Hosea Townsend	Ardmore	Jan. 10, 1902
	Joseph T. Dickerson	Chickasha	Apr. 28, 1904
IOWA—Northern District	Henry T. Reed	Cresco	Mar. 7, 1904
Southern District	Smith McPherson	Red Oak	May 7, 1900
KANSAS	John C. Pollock	Topeka	Dec. 1, 1901
KENTUCKY—Eastern District	A. M. J. Cochran	Maysville	Dec. 17, 1901
Western District	Walter Evans	Louisville	Mar. 3, 1889
LOUISIANA—Eastern District	C. Parlange	New Orleans	Jan. 15, 1894
Western District	Aleck Boarman	Shreveport	May 18, 1881
MAINE	Clarence Hale	Portland	July 1, 1902
MARYLAND	Thomas J. Morris	Baltimore	July 1, 1879
MASSACHUSETTS	Frederick Dodge	Boston	Feb. 23, 1905
MICHIGAN—Eastern District	Henry H. Swan	Detroit	Jan. 19, 1891
Western District	Geo. P. Wauty	Grand Rapids	Mar. 16, 1900
MINNESOTA	William Lochren	Minneapolis	May 18, 1896
	Page Morris	Duluth	July 1, 1903
	Henry C. Niles	Kosciusko	Jan. 11, 1902
MISSISSIPPI—Two Districts	G. A. Finkelnburg	St. Louis	May 20, 1905
MISSOURI—Eastern District	John F. Phillips	Kansas City	June 25, 1888
Western District	W. H. Hunt	Hclena	Apr. 19, 1904
MONTANA	Wm. H. Munger	Omnaha	Feb. 18, 1897
NEBRASKA	Edgar Aldrich	Littleton	Feb. 20, 1891
NEW HAMPSHIRE	Wm. M. Lanning	Trenton	Dec. 13, 1904
NEW JERSEY	Joseph Cross	Elizabeth	Mar. 17, 1905
	Wm. J. Mills, Ch. J.	Las Vegas	Jan. 31, 1898
NEW MEXICO	George B. Adams	Norwich	Dec. 8, 1902
NEW YORK—Northern District	George C. Holt	New York city	Dec. 17, 1902
Southern District	Chas. M. Hough	New York city	June 27, 1906
Eastern District	John R. Hazel	Buffalo	June 5, 1900
Western District	Thomas R. Purmeil	Raleigh	May 5, 1897
NORTH CAROLINA—Eastern District	James E. Boyd	Greensboro	Jan. 9, 1901
Western District	Charles F. Amidon	Fargo	Feb. 18, 1897
NORTH DAKOTA	Augustus J. Rieks	Cleveland	Jan. 16, 1890
OHIO—Northern District	Robert W. Taylor	Cleveland	Feb. 1, 1905

JUDGES OF THE UNITED STATES DISTRICT COURTS.—CONTINUED.

OHIO—Southern District.....	Albert C. Thompson	Cincinnati.....	Dec.	20, 1898
OKLAHOMA.....	Jno. H. Burford, Ch. J.	Guthrie.....	Feb.	16, 1898
OREGON.....	C. E. Wolverton.....	Portland.....	Jan.	10, 1906
PENNSYLVANIA—Eastern District.....	Jas. B. Holland.....	Philadelphia.....	Apr.	19, 1904
	John B. McPherson.....	Philadelphia.....	Mar.	2, 1899
Middle District.....	Robt. W. Archbald.....	Scranton.....	Mar.	29, 1901
Western District.....	Nat. Ewing.....	Pittsburg.....	Feb.	28, 1906
PORTO RICO.....	Jose S. Quinones.....	San Juan.....	June	5, 1900
RHODE ISLAND.....	Arthur L. Brown.....	Providence.....	Oct.	15, 1896
SOUTH CAROLINA.....	W. H. Brawley.....	Charleston.....	Jan.	18, 1894
SOUTH DAKOTA.....	John E. Carland.....	Sioux Falls.....	Aug.	31, 1896
TENNESSEE—Eastern and Middle Distrs.	Charles D. Clark.....	Chattanooga.....	Jan.	21, 1895
Western District.....	John E. McCall.....	Memphis.....	Jan.	17, 1895
TEXAS—Eastern District.....	David E. Bryant.....	Sherman.....	May	27, 1900
Western District.....	Thomas S. Maxey.....	Austin.....	June	25, 1888
Northern District.....	Edw. R. Meek.....	Fort Worth.....	Feb.	15, 1899
Southern District.....	Waller T. Burns.....	Houston.....	July	1, 1902
UTAH.....	John A. Marshall.....	Salt Lake City.....	Feb.	4, 1896
VERMONT.....	Jas. L. Martin.....	Brattleboro.....	Mar.	16, 1906
VIRGINIA—Eastern District.....	Edmund Waddill, Jr.	Richmond.....	Mar.	22, 1898
Western District.....	H. Clay McDowell.....	Blgstone Gap.....	Dec.	18, 1901
WASHINGTON—Eastern District.....	C. H. Hanford.....	Seattle.....	Feb.	25, 1890
Western District.....	Edward Whitson.....	Spokane.....	Mar.	14, 1905
WEST VIRGINIA—Northern District.....	Alston G. Dayton.....	Phillippi.....	Mar.	14, 1905
Southern District.....	Benj. F. Kellar.....	Bramwell.....	July	1, 1901
WISCONSIN—Eastern District.....	Joseph V. Quarles.....	Milwaukee.....	Mar.	6, 1905
Western District.....	A. L. Sanborn.....	Madison.....	Jan.	9, 1905
WYOMING.....	John A. Riner.....	Cheyenne.....	Sept.	22, 1890

UNITED STATES DISTRICT ATTORNEYS.

ALABAMA—Northern District.....	Thomas H. Roulhac.....	Birmingham.
Middle District.....	Erastus J. Parsons.....	Montgomery.
Southern District.....	William H. Ambrecht.....	Mobile.
ALASKA—First District.....	John T. Boyce.....	Neanu.
Second District.....	Henry M. Hoyt.....	Nome.
Third District.....	Nathan V. Harlan.....	Eagle City.
ARIZONA.....	J. L. B. Alexander.....	Phoenix.
ARKANSAS—Eastern District.....	William G. Whipple.....	Little Rock.
Western District.....	James K. Barnes.....	Fort Smith.
CALIFORNIA—Northern District.....	Robert T. Devlin.....	San Francisco.
Southern District.....	Oscar Lawler.....	Los Angeles.
COLORADO.....	Earl M. Cranston.....	Denver.
CONNECTICUT.....	Francis H. Parker.....	Hartford.
DELAWARE.....	John P. Nields.....	Wilmington.
DISTRICT OF COLUMBIA.....	Daniel W. Baker.....	Washington.
FLORIDA—Northern District.....	William B. Sheppard.....	Pensacola.
Southern District.....	John M. Cheney.....	Jacksonville.
GEORGIA—Northern District.....	Farish C. Tate.....	Atlanta.
Southern District.....	Marion Erwin.....	Macon.
HAWAII.....	Robert W. Breckons.....	Honolulu.
IDAHO.....	Norman M. Rulck.....	Boise.
ILLINOIS—Northern District.....	Edwin W. Sims.....	Chicago.
Eastern District.....	William E. Trautmann.....	Danville.
Southern District.....	Wm. A. Northcott.....	Springfield.
INDIANA.....	Joseph B. Kealing.....	Indianapolis.
INDIAN TERRITORY—Northern District.....	Wade S. Stanfield.....	Vinita.
Western District.....	William M. Mellette.....	Muskogee.
Central District.....	Thos. B. Latham.....	South McAlester.
Southern District.....	Geo. R. Walker.....	Ardmore.
IOWA—Northern District.....	Horace G. McMillan.....	Cedar Rapids.
Southern District.....	Lewis Miles.....	Corydon.
KANSAS.....	Harry J. Bone.....	Topeka.
KENTUCKY—Western District.....	Geo. Du Relle.....	Louisville.
Eastern District.....	James H. Tinsley.....	Covington.
LOUISIANA—Eastern District.....	William W. Howe.....	New Orleans.
Western District.....	Milton C. Elstner.....	Shreveport.
MAINE.....	R. T. Whitehouse.....	Portland.
MARYLAND.....	John C. Rose.....	Baltimore.
MASSACHUSETTS.....	Asa B. French.....	Boston.
MICHIGAN—Eastern District.....	Frank H. Watson.....	Detroit.
Western District.....	George G. Covell.....	Grand Rapids.
MINNESOTA.....	Charles C. Honpt.....	St. Paul.
MISSISSIPPI—Northern District.....	Wm. D. Frazier.....	Oxford.
Southern District.....	Robert C. Lee.....	Vicksburg.
MISSOURI—Eastern District.....	David Patterson.....	St. Louis.
Western District.....	A. S. Van Valkenburgh.....	Kansas City.
MONTANA.....	Charles Rasch.....	Helena.
NEBRASKA.....	Chas. A. Goss.....	Omaha.
NEVADA.....	Samuel Platt.....	Carson City.
NEW HAMPSHIRE.....	Charles J. Hamblett.....	Concord.
NEW JERSEY.....	John B. Vreeland.....	Newark.
NEW MEXICO.....	W. H. H. Llewellyn.....	Las Cruces.

## UNITED STATES DISTRICT ATTORNEYS.—CONTINUED.

NEW YORK—Northern District.....	George B. Curtis.....	Binghamton.
Southern District.....	Henry L. Stimson.....	New York city.
Eastern District.....	William J. Youngs.....	Brooklyn.
Western District.....	Charles H. Brown.....	Buffalo.
NORTH CAROLINA—Eastern District.....	Harry Skinner.....	Raleigh.
Western District.....	Alfred E. Holton.....	Winston.
NORTH DAKOTA.....	Patrick H. Rourke.....	Fargo.
OHIO—Northern District.....	John J. Sullivan.....	Cleveland.
Southern District.....	Sherman T. McPherson.....	Cincinnati.
OKLAHOMA.....	John Embry.....	Guthrie.
OREGON.....	Wm. C. Bristol.....	Portland.
PENNSYLVANIA—Eastern District.....	J. W. Thompson.....	Philadelphia.
Middle District.....	S. J. McCarell.....	Harrisburg.
Western District.....	John W. Dunkle.....	Pittsburg.
PORT RICO.....	N. B. K. Pettingill.....	San Juan.
RHODE ISLAND.....	Charles A. Wilson.....	Providence.
SOUTH CAROLINA.....	Ernest F. Cochran.....	Charleston.
SOUTH DAKOTA.....	James B. Elliott.....	Sioux Falls.
TENNESSEE—Eastern District.....	Jas. R. Penland.....	Knoxville.
Middle District.....	Abram M. Fillman.....	Nashville.
Western District.....	George Randolph.....	Memphis.
TEXAS—Eastern District.....	James W. Ownby.....	Paris.
Northern District.....	William H. Atwell.....	Dallas.
Western District.....	Chas. A. Boynton.....	Waco.
Southern District.....	Marcus C. McLemore.....	Galveston.
UTAH.....	Hiram E. Booth.....	Salt Lake City.
VERMONT.....	Alex. Dunnett.....	Barre.
VIRGINIA—Eastern District.....	Lunsford L. Lewis.....	Richmond.
Western District.....	Thomas L. Moore.....	Roanoke.
WASHINGTON—Western District.....	F. C. Sullivan.....	Seattle.
Eastern District.....	A. George Avery.....	Spokane.
WEST VIRGINIA—Northern District.....	Reese Blizzard.....	Parkersburg.
Southern District.....	Elliott Northcott.....	Huntington.
WISCONSIN—Eastern District.....	Henry K. Butterfield.....	Milwaukee.
Western District.....	William G. Wheeler.....	Madison.
WYOMING.....	Timothy F. Burke.....	Cheyenne.

## UNITED STATES MARSHALS.

ALABAMA—Northern District.....	Pope M. Long.....	Birmingham.
Middle District.....	Jas. H. Juddins.....	Montgomery.
Southern District.....	Gilbert B. Deans.....	Mobile.
ALASKA—First District.....	James M. Shoup.....	Juneau.
Second District.....	Thos. C. Powell.....	Nome.
Third District.....	G. G. Perry.....	Eagle City.
ARIZONA.....	Benj. F. Daniels.....	Tucson.
ARKANSAS—Eastern District.....	H. L. Rimmel.....	Little Rock.
Western District.....	John F. Mayes.....	Fort Smith.
CALIFORNIA—Northern District.....	Chas. T. Elliott.....	San Francisco.
Southern District.....	L. V. Youngworth.....	Los Angeles.
COLORADO.....	Dewey C. Bailey.....	Denver.
CONNECTICUT.....	Edson S. Bishop.....	New Haven.
DELAWARE.....	William R. Flinn.....	Wilmington.
DISTRICT OF COLUMBIA.....	Aulick Palmer.....	Washington.
FLORIDA—Northern District.....	Thomas F. McGourin.....	Pensacola.
Southern District.....	John F. Horr.....	Tampa.
GEORGIA—Northern District.....	Walter H. Johnson.....	Atlanta.
Southern District.....	Geo. F. White.....	Macon.
HAWAII.....	E. R. Hendry.....	Honolulu.
IDAHO.....	Ruel Rounds.....	Boise City.
ILLINOIS—Northern District.....	Luman T. Hoy.....	Chicago.
Eastern District.....	Charles P. Hitch.....	Danville.
Southern District.....	Leon A. Townsend.....	Springfield.
INDIANA.....	H. C. Pettet.....	Indianapolis.
INDIAN TERRITORY—Northern District.....	William H. Darrough.....	Vinita.
Central District.....	Geo. K. Pritchard.....	South McAlester.
Southern District.....	G. A. Porter.....	Ardmore.
Western District.....	Leo F. Bennett.....	Muskogee.
IOWA—Northern District.....	Edward Knott.....	Dubuque.
Southern District.....	George M. Christian.....	Des Moines.
KANSAS.....	William H. Mackey, Jr.....	Topeka.
KENTUCKY—Western District.....	Geo. W. Long.....	Louisville.
Eastern District.....	S. G. Sharpe.....	Covington.
LOUISIANA—Eastern District.....	Victor Loisel.....	New Orleans.
Western District.....	A. C. Lea.....	Shreveport.
MAINE.....	Henry W. Mayo.....	Portland.
MARYLAND.....	John F. Langhammer.....	Baltimore.
MASSACHUSETTS.....	Charles K. Darling.....	Boston.
MICHIGAN—Eastern District.....	M. D. Campbell.....	Detroit.
Western District.....	Frank W. Walt.....	Grand Rapids.
MINNESOTA.....	William H. Grimshaw.....	St. Paul.
MISSISSIPPI—Northern District.....	James A. Toler.....	Oxford.
Southern District.....	Edgar S. Wilson.....	Jackson.

UNITED STATES MARSHALS.—CONTINUED.

MISSOURI—Eastern District.....	William L. Morsey.....	St. Louis.
Western District.....	Edwin R. Durhan.....	Kansas City.
MONTANA.....	C. F. Lloyd.....	Helena.
NEBRASKA.....	Wm. P. Warner.....	Omaha.
NEVADA.....	Robert Grimmon.....	Carson City.
NEW HAMPSHIRE.....	Eugene P. Nute.....	Concord.
NEW JERSEY.....	Thomas J. Alcott.....	Trenton.
NEW MEXICO.....	Creighton M. Foraker.....	Albuquerque.
NEW YORK—Northern District.....	Clinton D. MacDongall.....	Auburn.
Southern District.....	William Henkel.....	New York city.
Eastern District.....	Charles J. Hanbert.....	Brooklyn.
Western District.....	William R. Compton.....	Elmira.
NORTH CAROLINA—Eastern District.....	Claudius Dockery.....	Raleigh.
Western District.....	James M. Millikan.....	Greensboro.
NORTH DAKOTA.....	Jas. F. Shea.....	Fargo.
OHIO—Northern District.....	Frank M. Chandler.....	Cleveland.
Southern District.....	Eugene L. Lewis.....	Cincinnati.
OKLAHOMA.....	John R. Abernathy.....	Guthrie.
OREGON.....	Charles J. Reed.....	Portland.
PENNSYLVANIA—Eastern District.....	John B. Robinson.....	Philadelphia.
Middle District.....	Chas. B. Witmer.....	Scranton.
Western District.....	Stephen P. Stone.....	Pittsburg.
PORTO RICO.....	Harry S. Hubbard.....	San Juan.
RHODE ISLAND.....	Daniel R. Ballou.....	Providence.
SOUTH CAROLINA.....	J. Duncan Adams.....	Charleston.
SOUTH DAKOTA.....	Seth Bullock.....	Sioux Falls.
TENNESSEE—Eastern District.....	Wm. A. Dunlap.....	Knoxville.
Middle District.....	John W. Overall.....	Nashville.
Western District.....	Frank S. Elgin.....	Memphis.
TEXAS—Eastern District.....	Andrew J. Houston.....	Knoxville.
Northern District.....	George H. Green.....	Dallas.
Western District.....	Eugene Nolte.....	San Antonio.
Southern District.....	C. G. Brewster.....	Galveston.
UTAH.....	William Spry.....	Salt Lake City.
VERMONT.....	Horace W. Bailey.....	Rutland.
VIRGINIA—Eastern District.....	Morgan Treat.....	Richmond.
Western District.....	S. Brown Allen.....	Harrisonburg.
WASHINGTON—Eastern District.....	Geo. H. Baker.....	Spokane.
Western District.....	Charles B. Hopkins.....	Tacoma.
WEST VIRGINIA—Northern District.....	Charles D. Elliott.....	Huntington.
Southern District.....	Frank H. Tyree.....	Parkersburg.
WISCONSIN—Eastern District.....	Thomas B. Reid.....	Milwaukee.
Western District.....	Charles Lewiston.....	Madison.
WYOMING.....	Frank A. Hadsell.....	Cheyenne.

NEWSPAPERS OF AMERICA IN 1906.

[From Ayer's Annual.]

State or territory.	Daily.	Weekly.	Total.*	State or territory.	Daily.	Weekly.	Total.*
Alabama.....	20	186	230	New Hampshire.....	14	127	154
Alaska.....	3	10	15	New Jersey.....	55	287	378
Arizona.....	17	46	65	New Mexico.....	5	63	73
Arkansas.....	25	254	299	New York.....	206	1,079	2,005
California.....	139	491	768	North Carolina.....	31	182	265
Colorado.....	36	273	360	North Dakota.....	9	251	270
Connecticut.....	38	96	167	Ohio.....	175	763	1,161
Delaware.....	4	27	35	Oklahoma.....	26	308	350
District of Columbia..	3	24	64	Oregon.....	20	173	234
Florida.....	13	138	170	Pennsylvania.....	216	909	1,461
Georgia.....	26	275	370	Philippines.....	11	8	28
Hawaii.....	7	18	35	Porto Rico.....	10	7	22
Idaho.....	7	91	108	Rhode Island.....	14	32	59
Illinois.....	185	1,143	1,709	South Carolina.....	13	115	157
Indiana.....	148	565	811	South Dakota.....	17	294	333
Indian Territory.....	16	191	212	Tennessee.....	13	234	322
Iowa.....	64	875	1,104	Texas.....	91	718	899
Kansas.....	67	638	748	Utah.....	9	62	89
Kentucky.....	23	237	320	Vermont.....	9	85	103
Louisiana.....	22	177	224	Virginia.....	33	159	243
Maine.....	17	95	156	Washington.....	24	240	303
Maryland.....	16	141	198	West Virginia.....	32	169	217
Massachusetts.....	81	411	691	Wisconsin.....	61	577	725
Michigan.....	82	580	785	Wyoming.....	4	39	52
Minnesota.....	43	663	794				
Mississippi.....	15	210	246	Total.....	2,357	16,179	22,392
Missouri.....	84	778	1,029	Total in 1905.....	2,377	16,152	22,312
Montana.....	12	77	108	Canada.....	117	847	1,203
Nebraska.....	27	551	626				
Nevada.....	9	27	39				

\*Includes periodicals and issues of all kinds.

## SIMPLIFIED SPELLING.

Designated by the president for use in the government departments.

abridgment	coeval	eon	judgment	pedobaptist	specter
accouter	color	epaulet	kist	phenix	splendor
accurst	colter	eponym	labor	phenomenon	stedfast
acknowledgment	commixt	era	lacrimal	pigmy	stept
address	comprest	esophagus	lapt	plow	stopt
adz	comprize	esthetic	lasht	polyp	strest
affixt	contest	esthetics	leapt	possest	stript
altho	controller	estivate	legalize	practise, y and n.	subpena
anapest	coquet	ether	license	prefixt	succor
anemla	criticize	etiology	licorice	prenomem	suffixt
anesthesia	cropt	exorcize	litr	prest	sulfate
anesthetic	crost	express	lodgment	pretense	sulfur
antipyrin	crushd	figot	lookt	preterit	sumao
antifoxin	cue	fantasm	lopt	pretermit	supprest
apothem	curst	fantasy	luster	primeval	surprize
apprize	cutlas	fantom	mama	profest	synonym
arbor	cyclopedia	favor	maneuver	program	tabor
archeology	dactyl	favorite	materialize	prolog	tapt
ardor	dasht	fervor	meager	propt	teazel
armor	decalog	fiber	medieval	pur	tenor
artizan	defense	lixt	meter	quartet	theater
assize	demagog	flavor	mist	questor	tho
ax	demeanor	fuld	miter	quintet	thoro
bans	deposit	fulness	mixt	rancor	thorofare
bark	deprest	gage	mold	rapt	thoroly
behavior	develop	gazel	molder	raze	thru
blest	deresis	gelatln	molding	recognize	thruout
blusht	dike	glid	moldy	reconnolter	tipt
brazen	dipt	gipsy	molt	rigor	topt
brazier	discust	gloze	mullen	rime	tozt
bun	dispatch	glycerin	naturalize	ript	transgrest
bur	distil	good-by	neighbor	rumor	trapt
caliber	distrest	gram	niter	saber	tript
caliper	dolor	gript	nipt	saltpetrer	tumor
candor	domicil	harbor	ocher	savior	valor
carest	draft	harken	odor	savor	vapor
catalog	dram	heapt	offense	scepter	vezt
catechize	drest	hematin	omelet	septet	vigor
center	dript	hiccup	opprest	sepulcher	vizor
chapt	droopt	hock	orthopedic	sextet	wagon
check	dropt	homeopathy	paleography	silvan	washt
checker	duiness	homonym	paleolithic	simitar	whipt
chimera	ecumenical	honor	paleontology	sipt	whisky
civilize	edlie	humor	paleozole	sithe	wilful
clamor	egis	husht	parafin	skilful	winkt
clangor	enamor	hypotenuse	parlor	skipt	wisht
clapt	encyclopedia	idolize	partizan	slipt	wo
clapst	endeavor	imprest	past	smolder	woolen
clipt	envelop	instil	patronize	snapt	woolen
clue	Eolian	jall	pedagog	somber	wrapt

## EMPLOYES IN FEDERAL CIVIL SERVICE.

The latest available figures showing the number of employes in the executive civil service of the United States are the following, compiled by the bureau of the census for 1903:

Dept.	Male.	Female.	Total.
State .....	94	19	113
Treasury .....	19,558	3,495	23,053
War .....	10,436	363	10,799
Justice .....	720	72	792
Postoffice .....	85,672	4,075	89,747
Navy .....	2,206	89	2,295
Interior .....	5,774	2,625	8,399

Dept.	Male.	Female.	Total.
Agriculture .....	3,318	797	4,115
Commerce .....	5,887	546	6,433
Interstate commerce..	147	.....	147
Civil-service com.....	106	20	126
Printing office.....	2,846	1,181	4,027
Smithsonian .....	297	40	337

Total .....

137,061	13,322	150,383
---------	--------	---------

Of the above 124,737 were in the classified and 25,646 in the unclassified service; 25,675 were employed in the District of Columbia and 124,708 elsewhere.

## GREAT MINE DISASTER IN FRANCE.

At 7 o'clock on the morning of Saturday, March 10, 1906, an explosion of gas occurred in a coal mine at Courriere, near Calais, France, just after 1,800 men had descended the shaft to go to work. Many of them were instantly killed and others died from wounds or were suffocated. Heroic efforts at rescue were made and a number of men

lost their lives while attempting to bring the few survivors to the surface. The total number of victims, according to the best information obtainable, was 1,060. Hundreds of families were made destitute and there was great suffering, though the government voted \$100,000 for relief and as much more was raised by popular subscription.

## United States Diplomatic and Consular Service.

## DIPLOMATIC SERVICE--DEC. 1, 1906.

Explanation—A. E. and P., Ambassador Extraordinary and Plenipotentiary; E. E. and M. P., Envoy Extraordinary and Minister Plenipotentiary; M. R., Minister Resident; M. R. and C.-G., Minister Resident and Consul-General.

COUNTRY.	Representative.	Location.	App'ted from.	Salary.
Argentine Republic.....	A. M. Beaupre, E. E. & M. P.	Buenos Aires..	Illinois.....	\$12,000
Austria-Hungary .....	Chas. D. White, Sec. of Leg.	Buenos Aires..	New Jersey..	2,625
	Charles S. Francis, A. E. & P.	Vienna.....	New York....	17,500
	Geo. B. Rives, S. of Emb.	Vienna.....	New Jersey..	3,000
	W. L. Howard, Naval Attache	Vienna.....	Navy.....	
	F. G. Landon, 2d S. of Emb.	Vienna.....	New York....	2,000
	Lieut. J. McClintock, M. Att.	Vienna.....	Army.....	
Belgium.....	Henry L. Wilson, E. E. & M. P.	Brussels.....	Washington..	12,000
	Stanton Sickles, Sec. of Leg.	Brussels.....	Massachus'ts.	2,625
Bolivia.....	Wm. B. Sorsby, E. E. and M. P.	La Paz.....	Mississippi..	7,500
Brazil.....	Lloyd C. Griscom, A. E. & P.	Rio de Janeiro.	Pennsylvania	17,500
	G. L. Lorillard, Sec. of Emb.	Rio de Janeiro.	Rhode Island	3,000
Bulgaria.....	John B. Jackson, Agent.....	Constantinople	New York....	7,500
Chile.....	John Hicks, E. E. & M. P.	Santiago.....	Wisconsin....	10,000
	Henry L. James, Sec. of Leg.	Santiago.....	Wisconsin....	2,000
China.....	Wm. W. Rockhill, E. E. & M. P.	Pekin.....	Pennsylvania	12,000
	Thos. E. Moore, Sec. of Leg.	Pekin.....	Dis. Columbia	2,625
	Wm. Phillips, 2d Sec. of Leg.	Pekin.....	Massachus'ts.	1,800
	Lt. Frank Marble, Nav. Att.	Pekin.....	Navy.....	
	E. T. Williams, Chinese Sec.	Pekin.....	Ohio.....	3,000
	Capt. Henry Leonard, Mil. Att.	Pekin.....	Army.....	
Colombia.....	John Barrett, E. E. & M. P.	Bogota.....	Oregon.....	10,000
Costa Rica, Nicaragua	William Heimke, Sec. of Leg.	Bogota.....	New York....	2,000
and Salvador.....	W. L. Merry, E. E. & M. P.	San Jose.....	California....	10,000
	James G. Bailey, Sec. of Leg.	San Jose.....	Kentucky....	2,000
Cuba.....	E. V. Morgan, E. E. & M. P.	Havana.....	New York....	12,000
	Chas. S. Wilson, Sec. of Leg.	Havana.....	Maine.....	2,000
	F. D. Dearing, 2d Sec. of Leg.	Havana.....	Missouri....	1,500
Denmark.....	Thos. J. O'Brien, E. E. & M. P.	Copenhagen..	Michigan....	7,500
Dominican Republic..	Thos. C. Dawson, M. R. & C.-G.	Port au Prince	New Jersey..	5,000
Ecuador.....	Jos. W. J. Lee, E. E. & M. P.	Quito.....	Maryland....	7,500
Egypt.....	L. M. Iddings, Agt. & C.-G.	Cairo.....	New York....	6,500
France.....	R. S. McCormick, A. E. & P.	Paris.....	Illinois.....	17,500
	Henry Vignaud, Sec. of Em.	Paris.....	Louisiana...	3,000
	A. B. Blanchard, 2d Sec. of Em.	Paris.....	Louisiana...	2,000
	Lt.-Com. J. C. Tremont, N. At.	Paris.....	Navy.....	
	Capt. W. S. Guignard, Mil. At.	Paris.....	Army.....	
Germany.....	C. Tower, A. E. & P.	Berlin.....	Pennsylvania	17,500
	Spencer Eddy, Sec. of Em.	Berlin.....	Illinois.....	3,000
	J. W. Garrett, 2d Sec. of Em.	Berlin.....	Maryland....	2,000
	N. O'Shaughnessy, 3d Sec.	Berlin.....	New York....	1,200
	Lt.-Comdr. W. L. Howard, N. A.	Berlin.....	Navy.....	
	Capt. W. S. Biddle, Mil. Att.	Berlin.....	Army.....	
Great Britain.....	Whitelaw Reid, A. E. & P.	London.....	New York....	17,500
	John R. Carter, Sec. of Em.	London.....	Maryland....	3,000
	C. W. Wadsworth, 2d Sec. of Em.	London.....	Dis. Columbia	2,000
	U. J. Smith, 3d Sec. of Em.	London.....	Pennsylvania	1,200
	Lt.-Com. J. H. Gibbons, N. A.	London.....	Navy.....	
	Maj. J. H. Beacom, Mil. Att.	London.....	Army.....	
Greece.....	J. B. Jackson, E. E. M. P. & C.-G.	Athens.....	New Jersey..	7,500
Guatemala.....	L. Combs, E. E. & M. P.	Guatemala...	Kentucky....	10,000
	Phillip M. Brown, Sec. L. & C.G.	Guatemala...	Massachus'ts.	2,000
Haiti.....	Henry W. Furniss, E. E. & M. P.	Port au Prince	Indiana.....	7,500
Honduras.....	L. Combs, E. E. & M. P.	Guatemala...	Kentucky....	10,000
Italy.....	Henry White, A. E. & P.	Rome.....	Rhode Island	17,500
	R. S. R. Hillt, Sec. of Em.	Rome.....	Illinois.....	3,000
	L. M. Thomas, 2d Sec. of Em.	Rome.....	Pennsylvania	2,000
	Lt.-Com. W. L. Howard, N. A.	Rome.....	Navy.....	
Japan.....	Luke E. Wright, A. E. & P.	Tokyo (Yedo).	Pennsylvania	17,500
	H. C. Dodge, Sec. of Em.	Tokyo (Yedo).	Massachus'ts.	3,000
	Geo. P. Wheeler, 2d Sec. of Em.	Tokyo (Yedo).	Pennsylvania	2,000
	Lt. Frank Marble, Nav. Att.	Tokyo (Yedo).	Navy.....	
	Capt. J. J. Pershing, Mil. Att.	Tokyo (Yedo).	Army.....	
	Ransford S. Miller, Jr., Int.	Tokyo (Yedo).	New York....	3,000
Liberia.....	Ernest Lyon, M. R. & C.-G.	Monrovia.....	Maryland....	5,000
	Geo. W. Ellis, Sec. of Leg.	Monrovia.....	Kansas.....	2,000
Luxemburg.....	David J. Hill, E. E. & M. P.	The Hague....	New York....	12,000
Mexico.....	David E. Thompson, A. E. & P.	Mexico.....	Nebraska....	17,500
	F. R. McCreery, Sec. of Leg.	Mexico.....	Michigan....	3,000
	P. P. Hibben, 2d Sec. of Leg.	Mexico.....	Indiana.....	2,000
Montenegro.....	John B. Jackson, E. E. & M. P.	Athens.....	New Jersey..	7,500

UNITED STATES DIPLOMATIC SERVICE.—CONTINUED.

COUNTRY.	Representative.	Location.	App'ted from.	Salary.
Morocco .....	S. R. Gummere, E. E. & M. P.	Tangier .....	New Jersey..	\$7,500
Netherlands.....	David J. Hill, E. E. & M. P.	The Hague.....	New York.....	12,000
Norway.....	R. S. G. Boutell, Sec. of Leg.	The Hague.....	Illinois.....	2,625
Panama.....	Robt. H. D. Pierce, E. E. & M. P.	Christiania.....	Massachus'ts.	7,500
Paraguay and Uruguay.....	N. M. Langhorne, Sec. of Leg.	Christiania.....	Virginia.....	2,000
Persia.....	..... E. E. & M. P.	Panama.....	Nebraska.....	10,000
Peru.....	Wm. F. Sands, Sec. of Leg.	Panama.....	Dis. Columbia	2,000
Portugal.....	E. C. O'Brien, E. E. & M. P.	Montevideo.....	New York.....	7,500
Roumania and Servia.....	R. Pearson, E. E. & M. P.	Teheran.....	N. Carolina.....	7,500
Russia.....	John Tyler, Int.	Teheran.....	Persia.....	1,000
Siam.....	I. B. Dudley, E. E. & M. P.	Lima.....	California.....	10,000
Spain.....	Richard R. Neill, Sec. of Leg.	Lima.....	Pennsylvania	2,000
Sweden.....	Chas. Page Bryan, E. E. & M. P.	Lisbon.....	Illinois.....	7,500
Switzerland.....	John W. Riddle, E. E. & M. P.	Bucharest.....	Minnesota.....	7,500
Turkey.....	M. Schyler, Sec. of Leg.	Bucharest.....	New York.....	2,000
Venezuela.....	Geo. v. L. Meyer, A. E. & P.	St. Petersburg.	Massachus'ts.	17,500
	..... Sec. of Em.	St. Petersburg.	Illinois.....	3,000
	R. W. Bliss, 2d Sec.	St. Petersburg.	New York.....	2,000
	Lt.-Comdr. R. C. Smith, Nv. At.	St. Petersburg.	Navy.....	.....
	Hamilton King, M. R. & C.-G.	Bangkok.....	Michigan.....	7,500
	Leng Hul, Int.	Bangkok.....	.....	500
	Wm. M. Collier, E. E. & M. P.	Madrid.....	New York.....	12,000
	R. M. Winthrop, Sec. of Leg.	Madrid.....	Massachus'ts.	2,000
	Chas. H. Graves, E. E. & M. P.	Stockholm.....	Minnesota.....	7,500
	N. Hutchinson, Sec. of Leg.	Stockholm.....	New York.....	2,000
	Brutus J. Clay, E. E. & M. P.	Bern.....	Kentucky.....	7,500
	J. G. A. Lelshman, A. E. & P.	Constantinople	Pennsylvania	17,500
	Peter A. Jay, Sec. of Leg.	Constantinople	Rhode Island.	2,625
	A. A. Gargiulo, Int.	Constantinople	Turkey.....	3,000
	W. W. Russell, E. E. & M. P.	Caracas.....	Dis. Columbia	10,000
	Jacob Sleeper, Sec. of Leg.	Caracas.....	Massachus'ts.	2,000

UNITED STATES CONSULAR SERVICE.

Abbreviations: C.-G., consul-general C. consul; V.-C., vice-consul; C. A., commercial agent.

CONSULS-GENERAL AT LARGE.

Charles M. Dickinson, N. Y.	\$5,000
Richard M. Bartleman, Mass.	5,000
Horace L. Washington, D. C.	5,000
George H. Murphy, N. C.	5,000
Fleming D. Cheshire, N. Y.	5,000

ABYSSINIA.

Adis Ababa—Frank R. Mowrer, O., C.-G.	3,500
---------------------------------------	-------

ARGENTINE REPUBLIC.

Buenos Ayres—Alban G. Snyder, Mass., C.-G.	4,500
Rosario—Thos. B. Van Horne, O., C.	2,500

AUSTRIA-HUNGARY.

Budapest—Frank D. Chester, Mass., C.-G.	3,500
Carlsbad—John S. Twells, Pa., C.	3,000
Prague—Urbaln J. Ledoux, Me., C.	3,500
Reichenberg—S. C. McFarland, Iowa, C.	4,000
Trieste—Geo. M. Hotschick, Wis., C.	3,000
Vienna—Wm. A. Rublee, Wis., C.-G.	6,000

BELGIUM.

Antwerp—Henry W. Diederich, D. C., C.-G.	5,500
Brussels—Geo. W. Roosevelt, Pa., C.-G.	5,500
Ghent—Wm. P. Atwell, O., C.	3,000
Liege—Jas. C. McNally, Pa., C.	3,000

BRAZIL.

Bahia—Albert R. Morawetz, Ariz., C.	4,000
Para—Geo. H. Pickerel, O., C.	4,000
Pernambuco—G. A. Chamberlain, N. J., C.	4,000
Rio de Janeiro—Geo. E. Anderson, Ill., C.-G.	8,000
Santos—Jesse H. Johnson, Tex., C.	4,000

CHILE.

Iquique—Chas. S. Winans, Mich., C.	2,000
Valparaiso—Alfred A. Winslow, Ind., C.	4,500

CHINA.

Amoy—Harry L. Paddock, Cal., C.	\$4,500
Canton—Leo A. Bergholz, N. Y., C.-G.	5,500
Chefu—John Fowler, Mass., C.-G.	4,500
Chungking—Mason Mitchell, N. Y., C.	3,500
Fuchau—Samuel L. Gracy, Mass., C.	4,500
Hankau—Wm. Martin, Iowa, C.-G.	4,500
Harbin—Fred D. Fisher, Ore., C.	4,000
Mukden—Willard D. Straight, N. Y., C.-G.	4,500
Nanking—Thornwell Haynes, S. C., C.	4,000
Newchwang—Thos. Sammons, Wash., C.-G.	4,500
Shanghai—James L. Rodgers, O., C.-G.	8,000
Tientsin—Jas. W. Ragsdale, Cal., C.-G.	5,500

COLOMBIA.

Barranquilla—Pierre P. Demers, N. H., C.	3,500
Bogota—Jay White, Mich., C.-G.	3,500
Cartagena—L. T. Ellsworth, O., C.	2,000

COSTA RICA.

Port Limon—Chester Donaldson, N. Y., C.	2,500
San Jose—John C. Caldwell, Kas., C.	3,000

CUBA.

Cienfuegos—Max J. Bachr, Neb., C.	4,500
Havana—Frank Steinhart, Pa., C.-G.	8,000
Santiago—R. E. Holladay, O., C.	4,500

DENMARK AND DOMINIONS.

Copenhagen—Ernest A. Man, Fla., C.-G.	3,000
St. Thomas—C. H. Payne, W. Va., C.	3,000

DOMINICAN REPUBLIC.

Puerto Plata—Wm. H. Gale, Va., C.	2,000
Santo Domingo—Thomas C. Dawson, Iowa, C.-G.	5,000

ECUADOR.

Guayaquil—Herman R. Dietrich, Mo., C.-G.	4,500
--	-------



## FRANCE AND DOMINIONS.

Algiers—Jas. Johnston, N. J., C.....	\$2,500
Bordeaux—D. I. Murphy, D. C., C.....	4,000
Calais—Jas. B. Millner, Ind., C.....	3,000
Goree-Dakar—P. Strickland, Conn., C.....	2,000
Grenoble—C. P. H. Nason, Pa., C.....	2,000
Guadaloupe ———, C.....	2,000
Havre—Alphonse Gaulin, R. I., C.....	5,000
La Rochelle—Geo. H. Jackson, Conn., C.....	2,500
Limoges—Eugene I. Bellisic, Mass., C.....	2,000
Lyons—John C. Covert, O., C.....	5,000
Marselles—Robt. P. Skinner, O., C.-G.....	5,500
Martinique—C. W. Martin, Mich., C.....	2,500
Nantes—L. Goldschmidt, N. H., C.....	3,000
Nice—H. S. Van Buren, N. J., C.....	2,500
Paris—Frank H. Mason, O., C.-G.....	12,000
Rheims—J. Martin Miller, N. J., C.....	2,500
Roubaux—Chapman Coleman, Ky., C.....	2,500
Rouen—Oscar Malmros, Minn., C.....	2,000
Saigon—P. C. Heald, Mich., C.....	2,000
St. Etienne—Hilary S. Brunot, Pa., C.....	2,500
St. Pierre, St. P.—C. M. Freeman, N. H., C.....	2,000
Tahiti—Julius D. Dreher, S. C., C.....	2,000
Tamatave—Wm. H. Hunt, N. Y., C.....	2,500

## GERMAN EMPIRE.

Aix la Chapelle—Pendleton King, N. C., C.....	2,000
Annaberg—Geo. N. Ifft, Idaho, C.....	3,000
Apia—Geo. Helmrod, Neb., C.....	3,500
Bamberg—Wm. Bardel, N. Y., C.....	2,500
Barmen—Geo. E. Eager, Ill., C.....	3,500
Berlin—A. M. Thackera, Pa., C.-G.....	8,000
Bremen—Wm. T. Fee, O., C.....	5,000
Breslau—Herman L. Spahr, S. C., C.....	2,500
Brunswick—T. J. Albert, Md., C.....	2,500
Chemnitz—Thos. H. Norton, O., C.....	3,500
Coburg—Frank Dillingham, Cal., C.-G.....	4,500
Cologne—Hiram T. Dunlap, Ill., C.....	3,500
Crefeld—Thos. R. Wallace, Iowa, C.....	2,500
Dresden—T. St. John Gaffney, N. Y., C.-G.....	4,500
Dusseldorf—Peter Lieber, Ind., C.....	3,000
Elbenstock—W. C. Teichman, Mo., C.....	2,500
Frankfort-on-Main—R. Guenther, Wis., C.-G.....	5,500
Freiburg—E. T. Liefeld, Conn., C.....	3,000
Glanchau—G. A. Bucklin, O. T., C.....	2,000
Hamburg—Hugh Pitcairn, Pa., C.-G.....	8,000
Hanover—R. J. Thompson, Ill., C.....	3,000
Kehl—J. L. Brittain, O., C.....	3,000
Lelpzig—S. P. Warner, Md., C.....	4,000
Magdeburg—Frank S. Hannah, Ill., C.....	2,500
Malnz—Walter Schumann, N. Y., C.....	3,000
Mannheim—Heaton W. Harris, O., C.....	3,500
Munich—Wm. F. Wright, Pa., C.-G.....	4,500
Nuremberg—Geo. E. Baldwin, O., C.....	4,000
Plauen—Carl B. Hurst, D. C., C.....	4,000
Stettin—John E. Kehl, O., C.....	2,500
Stuttgart—Henry H. Morgan, La., C.....	4,000
Tsingtau, China—W. T. Gracey, Mass., C.....	4,000
Weimar—Will L. Lowry, Ill., C.....	2,500
Zittau—Wm. J. Pike, Pa., C.....	2,500

## GREAT BRITAIN.

Aden—Alfred J. Fleming, Mo., C.....	2,500
Antigua—Geo. B. Anderson, D. C., C.....	2,000
Auckland—Wm. A. Priekitt, N. J., C.-G.....	4,500
Barbados—Arthur J. Clare, D. C., C.....	3,000
Belfast—S. S. Knabenshue, O., C.....	5,000
Belize—Wm. L. Avery, Mont., C.....	2,500
Belleville—M. J. Hendrick, N. Y., C.....	2,000
Birmingham—Albert Halstead, D. C., C.....	4,500
Bombay—E. H. Dennison, O., C.....	4,000
Bradford—E. S. Day, Conn., C.....	3,500
Bristol—Lorin A. Lathrop, Cal., C.....	2,000
Burslem—Edward B. Walker, N. Y., C.....	3,000
Calcutta—Wm. H. Michael, Neb., C.-G.....	6,000

Calgary—E. S. Hotchkiss, Wis., C.....	\$2,000
Campbellton—Jas. S. Benedict, N. Y., C.....	2,000
Capetown—Julius G. Lay, D. C., C.-G.....	6,000
Cardiff—D. W. Williams, O., C.....	2,500
Charlottetown—D. J. Vall, Vt., C.....	2,000
Coaticook—F. D. Hale, Vt.....	2,000
Collingwood—Robert B. Mosher, D. C., C.....	2,500
Colombo—William Morey, Me., C.....	3,000
Cork—Henry S. Culver, O., C.....	2,500
Cornwall—John E. Hamilton, Pa., C.....	2,000
Dawson—Geo. C. Cole, W. Va., C.....	5,000
Dublin—Alfred K. Moe, N. J., C.....	4,000
Dunfermline—John N. McCunn, Wis., C.....	3,500
Edinburgh—Rufus Fleming, O., C.....	3,500
Fort Erie—H. I. Harvey, N. Y., C.....	2,000
Gaspe—A. F. Dickson, Mass., C.....	2,000
Georgetown ———, O.....	3,500
Gibraltar—R. L. Sprague, Mass., C.....	2,000
Glasgow—Richard W. Austin, Tenn., C.....	4,500
Halifax—Wm. R. Holloway, Ind., C.-G.....	4,500
Hobart—A. G. Webster, Tasm., C.....	2,000
Hongkong—Amos P. Wilder, Wis., C.-G.....	8,000
Huddersfield—F. I. Bright, O., C.....	3,000
Hull—Walter C. Hamm, N. Y., C.....	2,500
Jamesstown—R. P. Pooley, N. Y., C.....	2,000
Kingston, Jamaica—G. H. Bridgman, N. J., C.....	4,500
Klington, Ont.—H. D. Van Sant, N. J., C.....	2,000
Leeds—Lewis Dexter, R. I., C.....	2,500
Liverpool—John L. Griffiths, Ind., C.....	8,000
London—Robert J. Wynne, Pa., C.-G.....	12,000
Malta—John H. Grout, Mass., C.....	2,500
Manchester—Wm. H. Bradley, Ill., C.....	6,000
Melbourne—John P. Bray, N. D., C.-G.....	5,500
Moncton—G. Beutelspacher, O., C.....	2,000
Montreal ———, C.....	6,000
Nassau—Julian Potter, N. Y., C.....	3,000
Newcastle, N. S. W.—F. W. Goding, Ill., C.....	3,000
Newcastle-on-Tyne—H. W. Metcalf, Me., C.....	3,000
Niagara Falls—W. H. H. Webster, N. Y., C.....	2,000
Nottingham—Frank W. Mahin, Iowa, C.....	4,500
Orilla—E. A. Wakefield, Me., C.....	2,500
Ottawa—John G. Foster, Vt., C.-G.....	6,000
Plymouth—J. G. Stephens, Ind., C.....	2,500
Port Antonio—N. R. Snyder, Pa., C.....	3,000
Port Elizabeth ———, C.....	3,500
Port Hope—Harry P. Dill, Me., C.....	2,500
Port Louis—T. Botkin, Utah, C.....	2,000
Port Rowan—G. B. Killmaster, Mich., C.....	2,000
Port Stanley—J. E. Rowen, Iowa, C.....	2,000
Prescott—Martin R. Sackett, N. Y., C.....	2,500
Pretoria—J. H. Snodgrass, W. Va., C.....	5,000
Quebec—Wm. W. Henry, Vt., C.....	3,500
Rimouski—E. N. Gunsaulus, O., C.....	3,500
St. Christopher—J. E. Haven, Ill., C.....	2,000
St. Hyacinthe—J. M. Anthier, R. I., C.....	2,000
St. John, N. B.—G. Willrich, Wis., C.....	3,000
St. John's, N. F.—G. O. Cornellus, Pa., C.....	2,500
St. John's, Que.—Chas. Deal, N. Y., C.....	2,500
St. Stephen—C. A. McCullough, Me., C.....	2,000
Sandaken—Lester Maynard, Cal., C.....	3,000
Sarnia—Neal McMillan, Mich., C.....	2,500
Sault Ste. Marie—George W. Shotts, Mich., C.....	2,500
Sheffield—C. N. Daniels, Conn., C.....	3,000
Sherbrooke—Paul Lang, N. H., C.....	3,500
Sierra Leone—Wm. J. Yerby, Tenn., C.....	2,000
Singapore—David F. Wilber, N. Y., C.-G.....	4,500

Southampton—Albert W. Swalm, Iowa, C.	\$4,500
Suva—J. H. Shirley, Ill., C.	2,000
Swansea—G. W. Prees, Wls., C.	3,000
Sydney, N. S.—Geo. W. West, D. C., C.	3,000
Sydney, N. S. W.—O. H. Baker, Iowa, C.	3,000
Three Rivers—J. H. Worman, N. Y., C.	3,500
Toronto—R. S. Chilton, D. C., C.	4,000
Trinidad—Wm. H. Handley, N. Y., C.	3,000
Turks Island—J. A. Howells, O., C.	2,000
Vancouver—L. Edwin Dudley, Mass., C.	4,000
Victoria—A. E. Smith, Ill., C.	4,000
Windsor, N. S.—Jos. T. Hoke, W. Va., C.	2,000
Windsor, Ont.—H. A. Conant, Mich., C.	2,500
Winnipeg—S. H. Shank, Ind., C.	3,500
Woodstock—Frank C. Denison, Vt., C.	2,000
Yarmouth—E. A. Creveley, Conn., C.	2,500
<b>GREECE.</b>	
Athens—George Horton, Ill., C.-G.	3,000
Patras—James V. Long, Pa., C.	2,000
<b>GUATEMALA.</b>	
Guatemala—Wm. P. Kent, Va., C.-G.	3,500
<b>HAITI.</b>	
Cape Haitien—L. W. Livingston, Fla., C.	3,500
Port au Prince—John B. Terres, N. Y., C.	3,000
<b>HONDURAS.</b>	
Celba—Dean R. Wood, N. Y., C.	2,000
Puerto Cortes—A. W. Brickwood, Jr., Ariz., C.	2,500
Tegucigalpa—Wm. E. Alger, Mass., C.	2,500
Utila—Herbert R. Wright, Iowa, C.	2,000
<b>ITALY.</b>	
Castellamare di Stabia—C. S. Crowninshield, D. C., C.	2,000
Catania—B. F. Chase, Pa., C.	2,000
Florence—Jerome A. Quay, Pa., C.	3,000
Genoa—J. J. Roche, Mass., C.	3,500
Leghorn—Jas. A. Smith, Vt., C.	3,000
Messina—Chas. M. Caughy, Md., C.	2,000
Milan—Jas. E. Dunning, Me., C.	2,500
Naples—A. H. Byington, Conn., C.	4,000
Palermo—Wm. H. Bishop, Conn., C.	3,500
Rome—Hector de Castro, N. Y., C.-G.	4,500
Turin—A. H. Michelson, Mass., C.	2,000
Venice—Paul Nash, N. Y., O.	2,000
<b>JAPAN.</b>	
Dalny—J. E. Jones, D. C., C.	3,500
Kobe—Hunter Sharp, N. C., C.	5,000
Nagasaki—Chas. B. Harris, Ind., C.	3,500
Seoul—Wm. Haywood, D. C., C.-G.	5,500
Tamsui—J. H. Arnold, Cal., C.	3,000
Yokohama—Henry B. Miller, Ore., C.-G.	6,000
<b>KONGO.</b>	
Boma—C. R. Slocum, N. Y., C.-G.	4,500
<b>LIBERIA.</b>	
Monrovia—Ernest Lyon, Md., C.-G.	5,000
<b>MEXICO.</b>	
Acapulco—G. W. Dickinson, Md., C.	2,500
Aguascalientes—C.	2,000
Chihuahua—Wm. W. Mills, Tex., C.	2,500
Ciudad Juarez—T. D. Edwards, S. D., C.	2,500
Ciudad Porfirio Diaz—L. A. Martin, W. Va., C.	2,500
Durango—Jas. A. Le Roy, Mich., C.	2,000
Ensenada—Everett E. Bailey, Ill., C.	2,000
Hermosillo—Louis Hostetter, Neb., C.	2,000
Jalapa—J. B. Richardson, Kas., C.	2,000
La Paz—G. B. McGoogan, Ind., C.	2,000
Manzanillo—Phillip Carroll, N. Y., C.	2,000
Matamoros—A. G. Seyfert, Pa., C.	2,500
Mazatlan—Louis Kaiser, Ill., C.	2,500
Mexico—A. L. M. Gottschalk, N. Y., C.-G.	6,000

Monterey—P. C. Hanna, Iowa, C.-G.	\$3,500
Nogales, P. M. Griffith, O., C.	2,500
Nuevo Laredo—A. B. Garrett, W. Va., C.	2,500
Progreso—E. H. Thompson, Mass., C.	2,000
Saltillo—V. L. Duhaime, N. H., C.	2,000
Tampico—S. E. Magill, Ill., C.	3,000
Tuxpam—A. J. Lespinasse, N. Y., C.	2,000
Veracruz—Wm. W. Canada, Ind., C.	4,500
<b>MOROCCO.</b>	
Tangler—Hoffman Phillip, N. Y., C.-G.	3,500
<b>NETHERLANDS.</b>	
Amsterdam—Frank D. Hill, Minn., C.	4,500
Batavia—B. S. Raldrin, Me., C.	3,000
Curacao—Ellas H. Cheney, N. H., C.	2,500
Rotterdam—Soren Listoe, Minn., C.-G.	4,500
<b>NICARAGUA.</b>	
Cape Graclas a Dios—E. W. Trimmer, N. Y., C.	2,000
Managua—Jose de Ollvares, Mo., C.	3,000
San Juan del Norte—F. M. Ryder, Conn., C.	3,500
<b>NORWAY.</b>	
Bergen—F. S. S. Johnson, N. J., C.	2,500
Christiania—Henry Bordewich, Minn., C.-G.	3,000
Stavanger—B. M. Rasmusen, Iowa, C.	2,000
<b>OMAN.</b>	
Maskat—Wm. Coffin, Ky., C.	2,000
<b>PANAMA.</b>	
Colon—Jas. C. Kellogg, Ia., C.	4,000
Panama—A. Shanklin, Mo., C.-G.	5,500
<b>PARAGUAY.</b>	
Asuncion—John N. Ruffin, Tenn., C.	2,000
<b>PERSIA.</b>	
Tabriz—Wm. F. Doty, N. J., C.	3,000
<b>PERU.</b>	
Callao—Samuel M. Taylor, O., C.	4,500
Iquitos—C. C. Eberhardt, Kas., C.	3,000
<b>PORTUGAL.</b>	
Funchal—Maxwell Blake, Mo., C.	2,000
Lisbon—Louis H. Ayme, Ill., C.-G.	3,500
Lourenco Marquez—W. S. Hollis, Mass., C.	5,000
St. Michaels—J. F. Jewell, Ill., C.	3,000
<b>ROUMANIA.</b>	
Bucharest—Montgomery Schuyler, Jr., N. Y., C.-G.	2,000
<b>RUSSIA.</b>	
Batum—W. W. Masterson, Ky., C.	2,500
Moscow—Samuel Smith, N. J., C.	2,500
Odessa—Thos. E. Heenan, Minn., C.	3,500
Riga—Alex. Heingartner, O., C.	2,000
St. Petersburg—Ethelbert Watts, Pa., C.-G.	5,500
Vladivostok—Roger S. Greene, Mass., C.	3,500
Warsaw—A. Leflingwell, N. Y., C.	2,000
<b>SALVADOR.</b>	
San Salvador—John Jenkins, Neb., C.-G.	3,500
<b>SERVIA.</b>	
Belgrade—M. K. Moorhead, Pa., C.	2,000
<b>SIAM.</b>	
Bangkok—I. B. Laughlin, Pa., C.-G.	2,000
<b>SPAIN.</b>	
Barcelona—B. H. Ridgely, Ky., C.-G.	5,500
Jeres de la Frontera—M. M. Price, S. D., C.	2,500
Madrid—C.	2,500
Malaga—David R. Birch, Pa., C.	3,000
Seville—L. J. Rosenberg, Mich., C.	3,000
Teneriffe—Solomon Berliner, N. Y., C.	2,500
Valencia—Henry A. Johnson, D. C., C.	2,500
<b>SWEDEN.</b>	
Gothenburg—R. S. S. Bergh, N. D., C.	2,500
Stockholm—Edward L. Adams, N. Y., C.-G.	3,500

SWITZERLAND.	
Basel—George Gifford, Me., C.....	\$3,500
Bern—Edward Higgins, Mass., C.....	3,500
Geneva—Francis B. Keene, Wis., C....	3,500
Lucerne—R. E. Mansfield, Ind., C.....	3,500
St. Gall—T. W. Peters, D. C., C-G....	4,500
Zurich—A. Lienerknecht, D. C., C.....	3,500
TURKEY.	
Alexandretta—J. B. Jackson, O., C....	2,500
Bagdad—Wm. C. Magelssen, Minn., C, 2,000	
Beirut—G. Bie Ravndal, S. D., C-G...	4,500
Cairo—Lewis M. Iddings, N. Y., C-G...	6,500
Constantinople—Edward H. Ozmun, Minn., C-G.....	6,000
Harpur—E. E. Young, S. D., C.....	\$3,000
Jerusalem—Selah Merrill, Mass., C...	3,000
Sivas—James G. Carter, Ga., C.....	2,000
Smyrna—Ernest L. Harris, Ill., C.....	3,500
Trebizond—Milo A. Jewett, Mass., C...	2,500
URUGUAY.	
Montevideo—John W. O'Hara, Ind., C	3,500
VENEZUELA.	
La Guaira—Thos. P. Moffat, N. Y., C	3,000
Maracabo—E. H. Plumacher, Tenn., C	2,500
Puerto Cabello—Jas. W. Johnson, N. Y., C.....	2,000
ZANZIBAR.	
Zanzibar—Fred'k MacMaster, N. Y., C	2,500

## FOREIGN LEGATIONS IN THE UNITED STATES

COUNTRY.	Name.	Rank.
ARGENTINE REPUBLIC	Senor Don E. Portela.....	E. E. and M. P.
	Senor Carlos E. Zavalla.....	Secretary of Legation.
AUSTRIA-HUNGARY.....	Mr. L. H. von Hengervar.....	A. E. and M. P.
	Count Louis Szechenyl.....	Counselor of Legation.
BELGIUM.....	Baron Ludovic Moncheur.....	E. E. and M. P.
	Mr. E. Havenith.....	Counselor of Legation.
BOLIVIA.....	Senor Don Ignacio Calderon.....	E. E. and M. P.
BRAZIL.....	Mr. Joaquin Nabuco.....	E. E. and M. P.
CHILE.....	Senor Don J. Walker-Martinez.....	E. E. and M. P.
	Senor Don Alberto Yoachim.....	First Secretary.
CHINA.....	Sir Chentung Liang-Cheng.....	E. E. and M. P.
	Mr. Chow Tszchi.....	First Secretary.
	Mr. Chang Chuan.....	Second Secretary.
	Mr. Yung Kwal.....	Secretary Interpreter.
CUBA.....	Senor Don Gonzalo de Quesada.....	E. E. and M. P.
	Senor Don Arturo P. y Almeida.....	First Secretary.
COLOMBIA.....	Senor Don Diego Mendoza.....	Charge d'Affaires.
COSTA RICA.....	Senor Don Joaquin B. Calvo.....	E. E. and M. P.
DENMARK.....	Mr. Constantin Brun.....	E. E. and M. P.
DOMINICAN REPUBLIC.....	Senor Don E. C. Joubert.....	Charge d'Affaires.
ECUADOR.....	Senor Don Luis Felipe Carbo.....	E. E. and M. P.
FRANCE.....	M. Jusserand.....	A. E. and P.
	Capt. Fournier.....	Military Attache.
	Des Porte de la Fosse.....	Counselor.
GERMANY.....	Freiherr Speck von Sternburg.....	A. E. and P.
	Count H. v. Hatzfeldt-Wildenburg.....	Counselor, First Secretary.
	Maj. Korner.....	Military Attache.
GREAT BRITAIN.....	Sir H. M. Durand.....	A. E. and M. P.
	Mr. Walter B. Townley.....	Counselor of Embassy.
	Mr. Ernest Rennie.....	First Secretary.
	Hon. R. C. Lindsay.....	Second Secretary.
	Lieut.-Col. Count Gleichen.....	Military Attache.
GUATEMALA.....	Senor Don Jorge Munoz.....	E. E. and M. P.
HAITI.....	Mr. J. N. Leger.....	E. E. and M. P.
ITALY.....	Sig. Edmondo M. des Planches.....	A. E. and P.
	Sig. Giulio C. Montagna.....	Secretary.
JAPAN.....	Viscount S. Aoki.....	A. E. and P.
	Mr. T. Miyaoka.....	Counselor.
MEXICO.....	Senor Don Joaquin D. Casanus.....	A. E. and P.
	Senor Don Crisoforo Canseco.....	Second Secretary.
	Senor Don Bubbino Davalos.....	Second Secretary.
NETHERLANDS.....	Jonkherr R. De M. van Swinderen.....	E. E. and M. P.
NICARAGUA.....	Senor Don Luis F. Corea.....	E. E. and M. P.
NORWAY.....	Mr. H. C. Huuge.....	E. E. and M. P.
PANAMA.....	Senor Don J. D. de Obaldia.....	E. E. and M. P.
PARAGUAY.....	Senor Don Ceello Baez.....	E. E. and M. P.
PERIA.....	Gen. Morteza Khan.....	E. E. and M. P.
PERU.....	Mr. Felipe Pardo.....	E. E. and M. P.
PORTUGAL.....	Viscount de Alte.....	E. E. and M. P.
RUSSIA.....	Baron Rosen.....	A. E. and P.
	Mr. Kroupensky.....	Counselor.
	Col. Kasopoff.....	Military Attache.
SALVADOR.....	Mr. Rafael S. Lopez.....	E. E. and M. P.
SIAM.....	Phya Akharaj Varachara.....	E. E. and M. P.
SPAIN.....	Senor Don B. J. de Cologan.....	E. E. and M. P.
	Senor Don Luis Pastor.....	First Secretary.
	Sr. Don Manuel Walls y Merino.....	Second Secretary.
	Lt.-Col. Federico de Monteverde.....	Military Attache.
SWEDEN.....	Mr. A. Grip.....	E. E. and M. P.
	Mr. G. Strale.....	Counselor of Legation.
SWITZERLAND.....	Mr. Leo Vogal.....	E. E. and M. P.
	Mr. A. de Pury.....	Secretary of Legation.
TURKEY.....	Chekib Bey.....	E. E. and M. P.
	Djelal Bey.....	First Secretary of Legation.
URUGUAY.....	Senor Dr. Eduardo A. Diaz.....	Charge d'Affaires.
VENEZUELA.....	Senor Dr. R. G. Guzman.....	Charge d'Affaires.

**POSTMASTERS OF LARGE CITIES (1906).**

Albany, N. Y.—C. M. Argensinger.  
 Allegheny, Pa.—John Francis.  
 Baltimore, Md.—W. Hall Harris.  
 Boston, Mass.—George A. Hibbard.  
 Buffalo, N. Y.—Fred Greiner.  
 Camden, N. J.—Robert Barber.  
 Charleston, S. C.—W. L. Harris.  
 Chicago, Ill.—Fred A. Busse.  
 Cincinnati, O.—E. R. Monfort.  
 Cleveland, O.—C. C. Dewstoe.  
 Columbus, O.—H. W. Krumm.  
 Dayton, O.—F. E. G. Withoft.  
 Denver, Col.—Paul J. Sours.  
 Des Moines, Iowa—John McKay, Sr.  
 Detroit, Mich.—Homer Warren.  
 Duluth, Minn.—Guy A. Eaton.  
 Fall River, Mass.—George A. Ballard.  
 Fort Wayne, Ind.—Robert B. Hanna.  
 Galveston, Tex.—Harry A. Griffin.  
 Grand Rapids, Mich.—Loomis K. Bishop.  
 Hartford, Conn.—Edward B. Bennett.  
 Indianapolis, Ind.—H. W. Bennett.  
 Jersey City, N. J.—Peter F. Wanser.  
 Kansas City, Mo.—James H. Harris.  
 Lincoln, Neb.—E. R. Sizer.  
 Los Angeles, Cal.—M. H. Flint.  
 Louisville, Ky.—Robert E. Woods.  
 Lowell, Mass.—A. G. Thompson.  
 Memphis, Tenn.—L. W. Dutro.  
 Milwaukee, Wis.—David Owen.

Minneapolis, Minn.—W. D. Hale.  
 Nashville, Tenn.—A. W. Willis.  
 Newark, N. J.—James L. Hayes.  
 New Haven, Conn.—J. A. Howarth.  
 New Orleans, La.—T. J. Woodward.  
 New York, N. Y.—William R. Willcox.  
 Omaha, Neb.—H. E. Palmer.  
 Paterson, N. J.—George W. Pollitt.  
 Peoria, Ill.—Henry W. Lynch.  
 Philadelphia, Pa.—Richard L. Ashhurst.  
 Pittsburg, Pa.—William H. Davis.  
 Portland, Me.—C. Barker.  
 Portland, Ore.—John W. Minto.  
 Providence, R. I.—Clinton D. Sellow.  
 Reading, Pa.—A. M. High.  
 Richmond, Va.—Roy E. Cabell.  
 Rochester, N. Y.—James S. Graham.  
 St. Joseph, Mo.—A. W. Brewster.  
 St. Louis, Mo.—Frank Wyman.  
 Salt Lake City, Utah—A. L. Thomas.  
 San Antonio, Tex.—John J. Stevens.  
 San Francisco, Cal.—A. G. Fisk.  
 Seattle, Wash.—Hickman Moore.  
 Springfield, Ill.—L. E. Wheeler.  
 Springfield, Mass.—Louis C. Hyde.  
 Toledo, O.—W. H. Tucker.  
 Trenton, N. J.—A. E. Yard.  
 Troy, N. Y.—A. E. Bonesteel.  
 Washington, D. C.—B. F. Barnes.  
 Wilmington, Del.—Henry C. Conrad.

**MAYORS OF LARGE CITIES (1906).**

Albany, N. Y.—Charles H. Gaus, Rep.  
 Allegheny, Pa.—James G. Wyman, Cit.  
 Baltimore, Md.—E. Clay Timanus, Rep.  
 Boston, Mass.—John F. Fitzgerald, Dem.  
 Buffalo, N. Y.—J. N. Adams, Dem.  
 Camden, N. J.—Charles H. Ellis, Rep.  
 Charleston, S. C.—R. G. Rhett, Dem.  
 Chicago, Ill.—Edward F. Dunne, Dem.  
 Cincinnati, O.—Earl J. Dempsey, Dem.  
 Cleveland, O.—Tom L. Johnson, Dem.  
 Columbus, O.—D. C. Badger, Dem.  
 Dayton, O.—Charles A. Snyder, Dem.  
 Denver, Col.—Robert W. Speer, Dem.  
 Des Moines, Iowa—George W. Mattern, Rep.  
 Detroit, Mich.—George P. Codd, Rep.  
 Duluth, Minn.—Marcus E. Cullum, Dem.  
 Fall River, Mass.—J. T. Coughlin, Dem.  
 Fort Wayne, Ind.—H. C. Berghoff, Dem.  
 Galveston, Tex.—H. A. Landis,\* Dem.  
 Grand Rapids, Mich.—George E. Ellis, Rep.  
 Hartford, Conn.—William F. Henney, Rep.  
 Indianapolis, Ind.—C. A. Bookwalter, Rep.  
 Jersey City, N. J.—Mark M. Fagan, Rep.  
 Kansas City, Mo.—H. M. Beardsley, Rep.  
 Lincoln, Neb.—F. W. Brown, Dem.  
 Los Angeles, Cal.—Owen McAleer, Rep.  
 Louisville, Ky.—Paul C. Barth, Dem.  
 Lowell, Mass.—James B. Casey, Dem.  
 Memphis, Tenn.—James H. Malone, Dem.  
 Milwaukee, Wis.—S. M. Becker, Rep.

Minneapolis, Minn.—David P. Jones, Rep.  
 Nashville, Tenn.—T. O. Morris, Dem.  
 Newark, N. J.—H. M. Doremus, Rep.  
 New Haven, Conn.—John P. Studley, Rep.  
 New Orleans, La.—Martin Behrman, Dem.  
 New York, N. Y.—G. B. McClellan, Dem.  
 Omaha, Neb.—James C. Dahimai, Dem.  
 Paterson, N. J.—John Johnson, Dem.  
 Peoria, Ill.—A. B. Tolson, Dem.  
 Philadelphia, Pa.—John Weaver, Rep.  
 Pittsburg, Pa.—George W. Guthrie, Cit.  
 Portland, Ore.—Harry Lane, Dem.  
 Providence, R. I.—Elisha Dyer, Rep.  
 Reading, Pa.—Edwin R. Gerber, Dem.  
 Richmond, Va.—C. McCarthy, Dem.  
 Rochester, N. Y.—James G. Cutler, Rep.  
 St. Louis, Mo.—Rolla Wells, Dem.  
 St. Paul, Minn.—Robert A. Smith, Dem.  
 Salt Lake City, Utah—E. Thompson, Am.  
 San Antonio, Tex.—Bryan Callaghan, Dem.  
 San Francisco, Cal.—E. E. Schmitz, Lab.  
 Seattle, Wash.—William Hickman, Dem.  
 Springfield, Ill.—H. H. Devereux, Dem.  
 Springfield, Mass.—F. W. Dickinson, Rep.  
 Toledo, O.—Brand Whitlock, Ind.  
 Trenton, N. J.—F. W. Gnitchtel, Rep.  
 Troy, N. Y.—Elias P. Mann, Rep.  
 Wilmington, Del.—Horace Wilson, Rep.  
 \*President board of commissioners.

**HIGHEST MOUNTAINS IN THE UNITED STATES.**

	<i>Feet.</i>
McKinley (Alaska).....	20,464
St. Elias (Alaska).....	18,024
Blackburn (Alaska).....	16,140
Crillon (Alaska).....	15,900
Vancouver (Alaska).....	15,666
Dickerman (Washington).....	15,766
Fairweather (Alaska).....	15,292
Whitney (California).....	14,502
Shasta (California).....	14,380

	<i>Feet.</i>
Rainier (Washington).....	14,363
Williamson (California).....	14,500
Elbert peak (Colorado).....	14,421
Massive (Colorado).....	14,424
Gray's peak (Colorado).....	14,341
Torey (Colorado).....	14,336
Blanca (Colorado).....	14,390
Fisherman's peak (California).....	14,448
Tyndall (California).....	14,386

## Army of the United States.

Corrected to Oct. 20, 1906.

### GENERAL STAFF, DIVISION AND DEPARTMENT COMMANDERS

#### GENERAL STAFF OF THE ARMY.

Brig.-Gen. Franklin Bell, chief of staff.  
Brig.-Gen. Thomas H. Barry.  
Brig.-Gen. Arthur Murray.

#### COLONELS.

Enoch H. Crowder, j.-a. gen. dept.  
George S. Anderson, 1st cavalry.  
Ramsey D. Potts, artillery corps.  
James T. Kerr, mil. sec. dept.

#### LIEUTENANT-COLONELS.

Henry A. Greene, 1st infantry.  
John G. D. Knight, corps of engineers.  
William W. Wotherspoon, 14th infantry.  
Smith S. Leach, corps of engineers.  
Albert S. Cummins, artillery corps.

#### MAJORS.

George W. Goethals, corps of engineers.  
William A. Mann, 14th infantry.  
Millard F. Wartz, 16th infantry.  
Carroll A. Devol, q. m. dept.  
Eben Swift, 12th cavalry.  
Henry L. Ripley, 8th cavalry.  
Samuel Reber, signal corps.  
William W. Gibson, ordnance dept.  
Erasmus M. Weaver, artillery corps.  
Francis J. Kernan, 25th infantry.  
David DuB. Galliard, corps of engineers.  
Charles Lynch, medical department.

#### CAPTAINS.

James K. Thompson, 15th infantry.  
Stephen L'H. Slocum, 8th cavalry.  
William M. Wright, 2d infantry.  
Charles H. Muir, 2d infantry.  
James H. McRae, 3d infantry.  
George W. Read, 9th cavalry.  
U. G. McAlexander, 13th infantry.  
Michael J. Lenihan, 25th infantry.  
Grote Hutchinsonson, 6th cavalry.  
Sydney A. Cloman, 23d infantry.  
Robert E. L. Michie, 12th cavalry.  
C. De W. Willcox, artillery corps.  
Charles T. Menohor, artillery corps.  
Peyton C. March, artillery corps.  
John W. Furlong, 6th cavalry.  
R. H. Van Deman, 21st infantry.  
George H. Shelton, 11th infantry.  
William Chamberlain, artillery corps.

#### DIVISIONS AND DEPARTMENTS.

**ATLANTIC DIVISION**—Embraces the departments of the east and of the gulf; headquarters, Governors island, New York; commander, Maj.-Gen. James F. Wade.

**DEPARTMENT OF THE EAST**—New England states, New York, New Jersey, Pennsylvania, Delaware, Maryland, District of Columbia, West Virginia, Virginia, the island of Porto Rico and the islands and keys adjacent thereto; headquarters, Governors island, New York; commander, Maj.-Gen. Frederick D. Grant.

**DEPARTMENT OF THE GULF**—Embraces the states of North and South Carolina, Tennessee, Georgia, Florida, Alabama and Mississippi; headquarters at Atlanta, Ga.; commander, Brig.-Gen. W. P. Duvall.

**NORTHERN DIVISION**—Embraces the departments of the lakes, Missouri and Dakota; headquarters at St. Louis, Mo.; commander, Maj.-Gen. A. W. Greeley.

**DEPARTMENT OF THE LAKES**—States of Wisconsin, Michigan, Illinois, Indiana, Ohio

and Kentucky; headquarters, Chicago, Ill.; commander, Brig.-Gen. W. H. Carter.

**DEPARTMENT OF THE MISSOURI**—States of Iowa, Nebraska, Missouri, Kansas, South Dakota and Wyoming (except Yellowstone national park); headquarters, Omaha, Neb.; commander (temporarily), Maj.-Gen. A. W. Greeley.

**DEPARTMENT OF DAKOTA**—States of Minnesota, North Dakota, Montana and so much of Wyoming and Idaho as is embraced in the Yellowstone national park; headquarters, St. Paul, Minn.; commander, Brig.-Gen. John W. Bubb.

**SOUTHWESTERN DIVISION**—Embraces the departments of Texas and Colorado; headquarters at Oklahoma City, O. T.; commander (temporarily), Brig.-Gen. William S. McCaskey.

**DEPARTMENT OF TEXAS**—Embraces states of Texas, Louisiana and Arkansas and Indian Territory and Oklahoma; headquarters, San Antonio, Tex.; commander, Brig.-Gen. William S. McCaskey.

**DEPARTMENT OF THE COLORADO**—States of Colorado and Utah, and the territories of Arizona and New Mexico; headquarters, Denver, Col.; commander, Brig.-Gen. Constant Williams.

**PACIFIC DIVISION**—Embraces the departments of California and Columbia; headquarters, San Francisco, Cal.; commander (temporarily), Lieut.-Gen. Arthur MacArthur.

**DEPARTMENT OF CALIFORNIA**—States of California and Nevada, the Hawaiian islands and their dependencies; headquarters, San Francisco, Cal.; commander (temporarily), Lieut.-Gen. Arthur MacArthur.

**DEPARTMENT OF THE COLUMBIA**—States of Washington, Oregon, Idaho (except so much of the latter as is embraced in the Yellowstone national park) and the territory of Alaska; headquarters, Vancouver barracks, Washington; commander, Brig.-Gen. S. P. Jocelyn.

**DIVISION OF THE PHILIPPINES**—Consisting of the departments of Luzon, Visayas and Mindanao; commander, Maj.-Gen. Leonard Wood.

**DEPARTMENT OF LUZON**—Includes all that portion of the Philippine archipelago lying north of a line passing southeastwardly through the west pass of Apo, or Mindoro strait, to the 12th parallel of north latitude, thence east along said parallel to the 124th degree 10 minutes east of Greenwich, but including the entire island of Masbate, thence north to San Bernardino straits; headquarters, Manila, P. I.; commander, Maj.-Gen. J. F. Weston.

**DEPARTMENT OF THE VISAYAS**—Includes all islands south of the southern line of the department of Luzon east of longitude 121 degrees 45 minutes east of Greenwich and north of the 9th parallel of latitude, excepting the islands of Mindanao and Paragua and all islands east of the straits of Surigao; headquarters, Iloilo, P. I.; commander, Maj.-Gen. Jesse M. Lee.

**DEPARTMENT OF MINDANAO**—Includes all the remaining islands of the Philippine archi-

pelago; headquarters, Zamboanga, P. I.; commander (temporarily), Brig.-Gen. Tasker H. Bliss.

ARMY OF CUBAN PACIFICATION—Headquarters, Havana, Cuba; commander, Brig.-Gen. J. F. Bell.

### OFFICERS OF THE ARMY.

LIEUTENANT-GENERAL—Arthur MacArthur.  
MAJOR-GENERALS—James F. Wade, Leonard Wood, John F. Weston, Frederick D. Grant, A. W. Greeley, Jesse M. Lee.

BRIGADIER-GENERALS—J. F. Bell, F. Funston, F. D. Baldwin, T. J. Wint, W. H. Carter, T. H. Bliss, Thomas H. Barry, William S. McCaskey, Albert L. Mills, C. Williams, William S. Edgerly, William P. Duvall, John W. Bubb, S. P. Jocelyn, Walter T. Duggan, John J. Pershing.

MILITARY SECRETARY—With rank of major-general: Fred C. Ainsworth.

ASSISTANT MILITARY SECRETARIES—With rank of brigadier-general: Wm. P. Hall.  
With rank of colonel: Henry O. S. Helstand, George Andrews, William A. Simpson, Henry P. McCain, Jas. T. Kerr.  
With rank of lieutenant-colonel: Thos. F. Davis, Chas. J. Crane, Oliver E. Wood, Henry E. Robinson, James B. Hickey, A. O. Brodie, Benjamin Alvord, Alexander B. Dyer.

With rank of major: Walter L. Finley, Hunter Liggett, William Lassiter, Albert Todd, Samuel W. Dunning, John V. White, Charles R. Noyes, Eugene F. Ladd, Chase W. Kennedy, Ira A. Haynes.

INSPECTOR-GENERAL—With rank of brigadier-general: Ernest A. Garlington.

INSPECTORS-GENERAL—With rank of colonel: Stephen C. Mills, John L. Chamberlain, Frederick K. Ward.

With rank of lieutenant-colonel: D. H. Brush, W. T. Wood, W. E. Wilder, George L. Anderson.

With rank of major: W. A. Nichols, Zerab W. Torrey, George H. G. Gale, Charles G. Morton, Samuel W. Miller, A. P. Blockson, Jacob G. Galbraith, James B. Erwin, E. St. J. Greble.

JUDGE-ADVOCATE GENERAL—With rank of brigadier-general: George B. Davis.

JUDGE ADVOCATES—With rank of colonel: Enoch H. Crowder, Edgar S. Dudley.

With rank of lieutenant-colonel: H. C. Carbaugh, John A. Hull, George M. Dunn.

With rank of major: Frank L. Dodds, John Biddle Porter, Lewis E. Goodler, Henry M. Morrow, Walter A. Bethel, B. Winship.

QUARTERMASTER-GENERAL—With rank of brigadier-general: Charles F. Humphrey.

ASSISTANT QUARTERMASTERS - GENERAL — With rank of colonel: James M. Marshall, C. A. H. McCauley, John L. Clem, W. S. Patten, George E. Pond, J. W. Pullman.

With rank of lieutenant-colonel: James W. Pope, George Ruhlen, W. H. Miller, S. R. Jones, W. W. Robinson, Jr., F. C. Van Schrader, J. E. Sawyer, R. R. Stevens, F. G. Hodgson.

COMMISSARY-GENERAL—With rank of brigadier-general: Henry G. Sharpe.

ASSISTANT COMMISSARIES-GENERAL — With rank of colonel: Henry B. Osgood, Edward E. Dravo, Abiel L. Smith.

DEPUTY COMMISSARIES-GENERAL—With rank of lieutenant-colonel: James N. Allison,

David L. Bralnard, George D. Davis, Albert D. Kniskern.

SURGEON-GENERAL—With rank of brigadier-general: Robert M. O'Reilly.

ASSISTANT SURGEONS-GENERAL—With rank of colonel: Charles L. Helzmann, Joseph B. Girard, W. C. Gorgas, Philip F. Harvey, Charles B. Byrne, Valery Havard, John Van B. Hoff, George W. Adair, Edward B. Moseley.

DEPUTY SURGEONS-GENERAL—With rank of lieutenant-colonel: Louis M. Maus, G. H. Torney, Louis W. Crampton, William H. Corbusier, Daniel M. Appel, William B. Davis, H. O. Perley, W. W. Gray, Louis Brechemin, Louis A. La Garde, John M. Banister.

PAYMASTER-GENERAL—With rank of brigadier-general: Culver C. Sniffen.

ASSISTANT PAYMASTERS-GENERAL—With rank of colonel: Albert S. Towar, Charles H. Whipple, William H. Comegys.

DEPUTY PAYMASTERS-GENERAL—With rank of lieutenant-colonel: William F. Tucker, John C. Muhlenberg, George R. Smith, Elijah W. Halford.

PAYMASTERS—With rank of major: Harry L. Rogers, Webster Vinson, Hamilton S. Wallace, Francis L. Payson, George F. Downey, Thomas C. Goodman, James B. Houston, Beecher B. Ray, Herbert M. Lord, William B. Rochester, Jr., Robert S. Smith, Seymour Howell, George T. Holloway, William G. Gambrill, Timothy D. Keleher, George E. Pickett, M. W. Curry, James W. Dawes, James Canby, Eugene Coffin, John R. Lynch.

CHIEF OF ENGINEERS—With rank of brigadier-general: Alexander Mackenzie.

Colonels: Garret J. Lydecker, Amos Stickney, O. H. Ernst, Milton B. Adams, William R. Livermore, William H. Heuer, Henry M. Adams, Charles E. L. B. Davis, James B. Quinn, D. W. Lockwood, E. H. Ruffner.

Lieutenant-colonels: Clinton G. Sears, John G. D. Knight, R. L. Hoxie, Wm. L. Marshall, Joseph H. Willard, Wm. H. Bixby, Wm. T. Rossell, Thomas W. Symons, Smith S. Leach, Dan C. Kingman, Wm. M. Black, Walter L. Flisk, S. W. Roessler, George McC. Derby, F. V. Abbott, Thomas L. Casey.

CHIEF OF ORDNANCE—With rank of brigadier-general: William Crozier.

Colonels: Frank H. Phipps, John E. Greer, John Pitman, C. S. Smith, S. E. Blunt, Frank Heath.

Lieutenant-colonels: D. M. Taylor, D. A. Lyle, James Rockwell, Jr., A. H. Russell, Rogers Birnie, Ira MacNutt, Frank Baker, Orin B. Mitcham, L. L. Bruff.

CHIEF SIGNAL OFFICER—With rank of brigadier-general: James Allen.

SIGNAL OFFICERS—With rank of colonel: R. E. Thompson.

Lieutenant-colonels: G. P. Scriven, William Glassford.

## REGIMENTAL OFFICERS.

## CAVALRY.

1. Colonel, George S. Anderson; lieutenant-colonel, Edward J. McClernand; majors, Joseph A. Gaston, L. M. Brett, J. H. Gardner.
  2. Colonel, Frank West; lieutenant-colonel, Levi P. Hunt; majors, F. W. Sibley, F. O. Johnson, H. J. Slocum.
  3. Colonel, Joseph H. Dorst; lieutenant-colonel, Charles M. O'Connor; majors, Edwin P. Andrus, William C. Brown, Percy E. Trippe.
  4. Colonel, Edgar Z. Steever; lieutenant-colonel, Charles A. Varnum; majors, James Lockett, Elon F. Wilcox.
  5. Colonel, Walter S. Schuyler; lieutenant-colonel, George K. Hunter; majors, Hoel S. Bishop, Fred W. Foster, Charles J. Stevens.
  6. Colonel, Alexander Rodgers; lieutenant-colonel, Peter S. Bomus; majors, John Pitcher, B. H. Cheever, J. R. R. Reynolds.
  7. Colonel, Charles Morton; lieutenant-colonel, John F. Gullfoyle; majors, L. S. McCormick, W. J. Nicholson, E. P. Brewer.
  8. Colonel, Henry P. Kingsbury; lieutenant-colonel, Thad. W. Jones; majors, Charles G. Ayers, William A. Shunk, Henry L. Ripley.
  9. Colonel, E. S. Godfrey; lieutenant-colonel, Charles H. Watts; majors, John C. Gresham, George H. Morgan, Augustus C. Macomb.
  10. Colonel, Jacob A. Augur; lieutenant-colonel, George A. Dodd; majors, Robert D. Read, Charles H. Grierson, Charles H. Sands.
  11. Colonel, Earl D. Thomas; lieutenant-colonel, C. H. Murray; majors, H. W. Wheeler, D. H. Boughton, William A. Mercer.
  12. Colonel, John B. Kerr; lieutenant-colonel, Frank A. Edwards; majors, Eben Swift, H. G. Sickel, Henry J. Goldman.
  13. Colonel, Charles A. P. Hatfield; lieutenant-colonel, James Parker; majors, Chas. W. Taylor, Thomas J. Lewis, J. T. Dickman.
  14. Colonel, Edward A. Godwin; lieutenant-colonel, Joseph Garrard; majors, Hugh L. Scott, Harry C. Benson, Parker W. West.
  15. Colonel, George F. Chase; lieutenant-colonel, F. H. Hardie; majors, M. W. Day, William D. Beach, F. S. Foltz.
- INFANTRY.
1. Colonel, G. K. McGinnigle; lieutenant-colonel, Henry A. Greene; majors, R. N. Getty, George Bell, Jr., Henry C. Hodges, Jr.
  2. Colonel, Francis W. Mansfield; lieutenant-colonel, Charles St. J. Chubb; majors, Nat P. Phister, E. H. Browne, Harry L. Bailey.
  3. Colonel, Thomas C. Woodbury; lieutenant-colonel, Lea Febiger; majors, William L. Buck, E. H. Plummer, Wilson Y. Stamper.
  4. Colonel, James E. Macklin; lieutenant-colonel, Leonard A. Lovering; majors, James S. Rogers, George W. McIver, David C. Shanks.
  5. Colonel, Calvin D. Cowles; lieutenant-colonel, Robert K. Evans; majors, E. F. Glenn, Walls O. Clark, Francis P. Fremont.
  6. Colonel, Joseph W. Duncan; lieutenant-colonel, R. H. R. Loughborough; majors, Omar Bundy, J. H. Beacom, R. R. Steedman.
  7. Colonel, Daniel Cornman; lieutenant-colonel, Charles A. Booth; majors, Arthur C. Ducat, William H. Sage, James A. Goodin.
  8. Colonel, Frederick A. Smith; lieutenant-colonel, Charles G. Starr; majors, R. B. Turner, Colville P. Terrett, W. K. Wright.
  9. Colonel, Edgar B. Robertson; lieutenant-colonel, Wm. C. Butler; majors, Frank J. Jones, W. P. Richardson, John Cotter.
  10. Colonel, Charles H. Noble; lieutenant-colonel, Edwin B. Bolton; majors, H. B. Moon, L. W. V. Kennon, R. C. Van Vleet.
  11. Colonel, Albert L. Myer; lieutenant-colonel, William P. Evans; majors, James B. Jackson, P. M. Travis, R. M. Blatchford.
  12. Colonel, Leven C. Allen; lieutenant-colonel, Francis H. French; majors, John S. Mallory, Charles H. Barth, Frank B. Andrus.
  13. Colonel, A. C. Markley; lieutenant-colonel, William H. C. Bowen; majors, A. R. Paxton, Harry C. Hale, Frederick Perkins.
  14. Colonel, John C. Dent; lieutenant-colonel, James A. Irons; majors, John S. Parke, Jr., A. Hasbrouck, H. C. Cabell.
  15. Colonel, Walter S. Scott; lieutenant-colonel, Arthur Williams; majors, W. T. May, A. S. Rowan, James M. Arrasmith.
  16. Colonel, Cornelius Gardener; lieutenant-colonel, R. H. Wilson; majors, R. F. Ames, M. F. Waltz, Wm. F. Blauvelt.
  17. Colonel, John T. Van Orsdale; lieutenant-colonel, Charles McClure; majors, James A. Maney, E. Chynoweth, F. B. McCoy.
  18. Colonel, Charles B. Hall; lieutenant-colonel, William Paulding; majors, G. S. Young, D. L. Howell, Henry Kirby.
  19. Colonel, Joseph T. Huston; lieutenant-colonel, W. W. Wotherspoon; majors, William A. Mann, James B. Goe, E. A. Root.
  20. Colonel, Marlon P. Maus; lieutenant-colonel, John J. Crittenden; majors, Geo. W. McIver, John F. Morrison, W. P. Burnham.
  21. Colonel, Charles A. Williams; lieutenant-colonel, R. J. C. Irvine; majors, George Palmer, L. J. Hearn, H. A. Leonhauser.
  22. Colonel, Alfred Reynolds; lieutenant-colonel, George F. Cooke; majors, Abner Pickering, D. A. Frederick, Jacob F. Kreps.
  23. Colonel, Philip Reade; lieutenant-colonel, Charles L. Hodges; majors, H. H. Benham, Charles M. Trullitt, Wm. H. Allaire.
  24. Colonel, George P. Borden; lieutenant-colonel, Ammon A. Augur; majors, Henry W. Hovey, E. F. Taggart, S. L. Falson.
  25. Colonel, Ralph W. Hoyt; lieutenant-colonel, Hobart K. Bailey; majors, J. M. T. Partello, Charles W. Penrose, Francis J. Kernan.
  26. Colonel, George Le R. Brown; lieutenant-colonel, Edward E. Hardin; majors, Charles J. T. Clarke, E. E. Hatch, H. L. Roberts.
  27. Colonel, William L. Pitcher; lieutenant-

- colonel, Richard Y. Yeatman; majors, J. A. Emery, E. W. Howe, Walter H. Chatfield.
28. Colonel, Owen J. Sweet; lieutenant-colonel, Silas A. Wolf; majors, R. L. Bullard, L. H. Strother, T. W. Griffith.
29. Colonel, B. C. Lockwood; lieutenant-colonel, Charles W. Mason; majors, A. A. Augur, E. P. Pendleton, Robert L. Hirst, 30. Colonel, Edward B. Pratt; lieutenant-colonel, Alfred C. Sharpe; majors, Chas. Bryne, W. R. Abercrombie, George R. Cecil.
- Porto Rico Provisional Regiment—Lieutenant-colonel, Hobart K. Bailey; majors, George R. Cecil, T. W. Griffith.

### RETIRED LIST.

ABOVE THE RANK OF MAJOR—ALPHABETICALLY ARRANGED.

Annual pay—Lieutenant-general, \$8,250; major-general, \$5,625; brigadier-general, \$4,125; colonel, \$2,650; lieutenant-colonel, \$2,250.

- Corrected to Oct. 20, 1906.
- Abbott, Henry L., Col., Cambridge, Mass.
- Adams, Henry H., Col., Plattsburg, N. Y.
- Alexander, Chas. T., Brig.-Gen., Bar Harbor, Me.
- Alexander, Wm. L., Brig.-Gen., Pasadena, Cal.
- Allen, Charles J., Brig.-Gen., Washington, D. C.
- Anderson, Thomas M., Brig.-Gen., Portland, Ore.
- Andrews, Geo. L., Col., Washington, D. C.
- Andruss, E. V. A., Col., Brooklyn, N. Y.
- Atwood, E. B., Brig.-Gen., Chicago, Ill.
- Auman, Wm., Brig.-Gen., Santa Barbara, Cal.
- Avery, Robert, Col., Brooklyn, N. Y.
- Babcock, John B., Brig.-Gen., Ballston Spa, N. Y.
- Bacon, John M., Col., Vancouver, Wash.
- Bailey, Clarence M., Col., Chicago, Ill.
- Bally, Elisha I., Col., East Oakland, Cal.
- Balnbridge, Augustus H., Lieut.-Col., Portland, Ore.
- Baird, G. W., Brig.-Gen., New York, N. Y.
- Baker, John P., Lieut.-Col., St. Louis, Mo.
- Baldwin, Frank D., Brig.-Gen., Boulder, Col.
- Baldwin, T. A., Brig.-Gen., Catoosa Springs, Ga.
- Baltance, John G., Lieut.-Col., Boulder, Col.
- Barlow, John W., Brig.-Gen., New London, Conn.
- Barr, Thomas F., Brig.-Gen., Boston, Mass.
- Barriger, John W., Col., Asbury Park, N. J.
- Bartholf, John H., Lieut.-Col., Plattsburg, N. Y.
- Bates, Alfred E., Brig.-Gen., Washington.
- Bates, John C., Lieut.-Gen., Washington.
- Beaumont, Eugene B., Lieut.-Col., Wilkesbarre, Pa.
- Beck, William H., Brig.-Gen., Colorado Springs, Col.
- Becker, Otto, Lieut.-Col., Cologne, Germany.
- Bell, George, Col., Washington, D. C.
- Bell, Jas. M., Brig.-Gen., New London, Conn.
- Bentley, Edwin, Lieut.-Col., Little Rock, Ark.
- Bentzoni, Charles, Lieut.-Col., Los Angeles.
- Biddle, James, Col., New York, N. Y.
- Billings, John S., Lieut.-Col., New York.
- Bingham, Judson D., Col., Cobourg, Ont.
- Bingham, T. A., Brig.-Gen., New York.
- Bird, Charles, Brig.-Gen., Wilmington, Del.
- Bisbee, Wm. H., Brig.-Gen., New York.
- Blunt, Matthew M., Col., Fort Terry, N. Y.
- Bowman, A. H., Brig.-Gen., Washington.
- Boyle, Wm. H., Lieut.-Col., Mont Clair, N. J.
- Bradford, Jas. H., Lieut.-Col., Columbus, O.
- Bradley, Luther P., Col., Tacoma, Wash.
- Brayton, George M., Col., New York, N. Y.
- Breck, Samuel, Brig.-Gen., Boston, Mass.
- Breckinridge, J. C., Maj.-Gen., London, Eng.
- Bridgeman, Frank, Lieut.-Col., San Francisco, Cal.
- Brinkerhoff, H. R., Lieut.-Col., Oak Park, Ill.
- Brooke, John R., Maj.-Gen., Rosemont, Pa.
- Brown, J. M., Col., Hackensack, N. J.
- Buchanan, J. M., Brig.-Gen., Ichester, Md.
- Buttington, A. R., Brig.-Gen., Madison, N. J.
- Bullis, John L., Brig.-Gen., San Antonio, Tex.
- Burbank, Jacob E., Lieut.-Col., Malden, Mass.
- Burbank, James B., Brig.-Gen., New York.
- Burke, D. W., Brig.-Gen., Portland, Ore.
- Burt, Andrew S., Brig.-Gen., Washington.
- Burton, G. H., Brig.-Gen., Redlands, Cal.
- Butler, John G., Brig.-Gen., Washington.
- Byrne, Charles C., Col., London, Eng.
- Caldwell, D. G., Lieut.-Col., New York.
- Calef, John H., Lieut.-Col., Gloucester, Mass.
- Callif, J. M., Brig.-Gen., Towanda, Pa.
- Card, Benjamin C., Lieut.-Col., Cobourg, Ont.
- Carey, Asa B., Brig.-Gen., Vineyard Haven, Mass.
- Carlton, Caleb H., Brig.-Gen., Rye, N. Y.
- Carpenter, Louis H., Brig.-Gen., Philadelphia, Pa.
- Carr, Camillo C. C., Brig.-Gen., London.
- Carr, Eugene A., Brig.-Gen., Washington.
- Carrington, Henry B., Col., Hyde Park, Mass.
- Carroll, Henry, Col., Colorado Springs, Col.
- Cattlin, Isaac, Col., Apalachin, N. Y.
- Cavanaugh, H. G., Lieut.-Col., Newcastle, Del.
- Chaffee, Adna R., Lieut.-Gen., Los Angeles.
- Chance, J. C., Brig.-Gen., Fremont, O.
- Chandler, John G., Col., Los Angeles, Cal.
- Chipman, Henry L., Lieut.-Col., Detroit.
- Clagne, J. J., Col., Minneapolis, Minn.
- Cleary, Peter J. A., Brig.-Gen., Chattanooga, Tenn.
- Closson, Henry W., Col., Washington, D. C.
- Clous, J. W., Brig.-Gen., New York, N. Y.
- Coates, Edwin M., Col., Philadelphia, Pa.
- Comba, Richard, Col., San Francisco, Cal.
- Compton, Charles E., Col., St. Joseph, Mo.
- Comstock, Cyrus B., Col., New York, N. Y.
- Cook, Henry C., Col., Fall River, Mass.
- Cooke, L. W., Brig.-Gen., San Diego, Cal.
- Coolidge, Charles A., Brig.-Gen., Detroit.
- Cooney, Michael, Col., Washington, D. C.
- Cooper, Charles L., Brig.-Gen., Denver, Col.
- Coppinger, John J., Brig.-Gen., Washington.
- Corbin, H. C., Lieut.-Gen., Geneva Lake, Wis.
- Corliss, Augustus W., Col., Denver, Col.
- Cornish, George A., Col., Demopolis, Ala.
- Coxe, Frank M., Brig.-Gen., San Francisco.
- Craig, Robt., Lieut.-Col., Washington, D. C.
- Craighill, William P., Brig.-Gen., Charlottesville, Va.
- Craigie, David J., Brig.-Gen., Washington.
- Crandall, F. M., Lieut.-Col., Aberdeen, Wash.
- Cronkrite, H. M., Lieut.-Col., New York.



- Daggett, A. S., Brig.-Gen., Stamford, Conn.  
 Damrell, A. N., Lieut.-Col., Mobile, Ala.  
 Dandy, George B., Col., Philadelphia, Pa.  
 Darling, J. A., Lieut.-Col., Bucksport, Me.  
 Davis, C. L., Brig.-Gen., Schenectady, N. Y.  
 Davis, Edward, Brig.-Gen., Honolulu, H. I.  
 Davis, George W., Maj.-Gen., Washington.  
 Davis, Wirt, Col., Washington.  
 Day, Selden A., Lieut.-Col., Paris, France.  
 Dempsey, Charles A., Col., Richmond, Va.  
 De Russy, Isaac D., Brig.-Gen., New York.  
 De Witt, Calvin, Brig.-Gen., Washington.  
 Dinimick, E. D., Brig.-Gen., Washington.  
 Dodge, F. A., Brig.-Gen., Washington, D. C.  
 Dougherty, Wm. E., Brig.-Gen., Fruitvale, Cal.  
 Drum, Richard C., Brig.-Gen., Bethesda, Md.  
 Dudley, Nathan A. M., Col., Roxbury, Mass.  
 Dunwoody, H. H. C., Brig.-Gen., Washington.  
 Eagan, Charles P., Brig.-Gen., New York.  
 Edwards, Eaton A., Lieut.-Col., Messilla Park, New Mexico.  
 Ellis, Philip H., Col., Cobourg, Ont.  
 Ennis, Wm., Brig.-Gen., Newport, R. I.  
 Enos, Herbert M., Lieut.-Col., Waukesha, Wis.  
 Ernst, O. H., Brig.-Gen., Washington, D. C.  
 Evers, Ezra P., Brig.-Gen., Owenton, Ky.  
 Farley, Joseph P., Brig.-Gen., Denver, Col.  
 Feehet, E. G., Lieut.-Col., Port Huron, Mich.  
 Forbes, T. F., Brig.-Gen., Washington.  
 Forsyth, Geo. A., Lieut.-Col., Washington.  
 Forwood, William H., Brig.-Gen., Washington, D. C.  
 Fountain, Samuel W., Brig.-Gen., Devon, Pa.  
 Frank, Royal T., Brig.-Gen., Washington.  
 Freeman, H. B., Brig.-Gen., Douglas, Wyo.  
 Fryer, Blencowe E., Lieut.-Col., Kansas City, Mo.  
 Fuger, Frederick, Lieut.-Col., Washington.  
 Fuller, Ezra B., Lieut.-Col., Leavenworth, Kas.  
 Furey, John V., Brig.-Gen., Brooklyn, N. Y.  
 Gardner, Asa B., Lieut.-Col., New York.  
 Gardner, E. F., Col., Holliston, Mass.  
 Gardner, Wm. H., Lieut.-Col., Paris, France.  
 Gerlach, Wm., Lieut.-Col., St. Paul, Minn.  
 Gibson, Horatio G., Col., Washington, D. C.  
 Gibson, Joseph R., Lieut.-Col., Philadelphia, Pa.  
 Gilbert, William W., Lieut.-Col., Rochester, N. Y.  
 Gillespie, G. L., Maj.-Gen., New York.  
 Gilman, Jeremiah H., Lieut.-Col., New York, N. Y.  
 Gilmore, John C., Col., Washington, D. C.  
 Glard, Alfred C., Monterey, Cal.  
 Goodale, G. A., Brig.-Gen., Wakefield, Mass.  
 Gordon, David S., Col., Piedmont, Cal.  
 Graham, Wm. M., Brig.-Gen., Hopkinton, N. H.  
 Green, John, Lieut.-Col., Germany.  
 Greenleaf, Charles R., Col., San Francisco.  
 Grierson, Benjamin H., Brig.-Gen., Omena, Mich.  
 Guenther, F. L., Brig.-Gen., New York, N. Y.  
 Hains, Peter C., Brig.-Gen., Washington.  
 Hall, Robert H., Brig.-Gen., Buffalo, N. Y.  
 Hammer, Wm. H., Lieut.-Col., Los Angeles.  
 Handbury, Thos. H., Paris, France.  
 Hannay, J. W., Col., San Diego, Cal.  
 Harbach, A. A., Brig.-Gen., Rochester, N. Y.  
 Hardin, Martin D., Brig.-Gen., Chicago, Ill.  
 Hartsuff, Albert, Col., Detroit, Mich.  
 Hartz, Wilson T., Lieut.-Col., abroad.  
 Hasbrouck, H. C., Brig.-Gen., Newburgh, N. Y.  
 Haskell, H. L., Brig.-Gen., San Diego, Cal.  
 Haskin, William L., Brig.-Gen., Waterford, Conn.  
 Hathaway, F. H., Brig.-Gen., Portland, Ore.  
 Hawkins, Hamilton S., Brig.-Gen., Washington, D. C.  
 Hawkins, John P., Brig.-Gen., Indianapolis.  
 Hawley, William, Lieut.-Col., Los Angeles.  
 Hayes, E. M., Brig.-Gen., Asheville, N. C.  
 Head, Geo. E., Lieut.-Col., Annapolis, Md.  
 Head, John F., Col., Washington, D. C.  
 Heap, David P., Pasadena, Cal.  
 Heger, Anthony, Col., Worthington, Mass.  
 Hehn, Otto, Lieut.-Col., Washington, D. C.  
 Jennessee, A. G., Brig.-Gen., San Diego, Cal.  
 Hess, Frank W., Lieut.-Col., Hancock, Md.  
 Heyl, Charles H., Washington, D. C.  
 Hills, E. R., Col., Brooklyn, N. Y.  
 Hobart, Chas., Lieut.-Col., Fort Thomas, Ky.  
 Hodges, Henry C., Col., Buffalo, N. Y.  
 Holabird, Sam B., Brig.-Gen., Washington.  
 Hood, Charles C., Brig.-Gen., Philadelphia.  
 Hooton, Matt, Brig.-Gen., S. Wyndham, Me.  
 Horton, Sam M., Lieut.-Col., Boston, Mass.  
 Hough, Alfred L., Col., Princeton, N. J.  
 Howard, O. O., Maj.-Gen., Burlington, Vt.  
 Howell, S., Lieut.-Col., Adrian, Mich.  
 Hubbell, Henry W., Col., Tompkinsville, N. Y.  
 Huggins, Ell, Brig.-Gen., Berkeley, Cal.  
 Hughes, M. B., Col., New York.  
 Hughes, R. P., Maj.-Gen., New Haven, Conn.  
 Humphrey, Charles F., Brig.-Gen., Washington, D. C.  
 Humphreys, Henry H., Lieut.-Col., Chicago.  
 Hunter, Edward, Col., New York, N. Y.  
 Hunt, George G., Col., Carlisle, Pa.  
 Hyde, John McE., Brig.-Gen., London, Eng.  
 Ingalls, Jas. M., Lieut.-Col., Boston, Mass.  
 Irwin, Bernard J. D., Col., Cobourg, Ont.  
 Jackson, Henry, Brig.-Gen., Leavenworth, Kas.  
 Jackson, James, Lieut.-Col., Portland, Ore.  
 James, Wm. H., Col., Kingston Springs, Tenn.  
 Janeway, John H., Lieut.-Col., Chicago, Ill.  
 Jones, Francis B., Lieut.-Col., New York.  
 Jones, Wm. A., Col., Nassawadox, Va.  
 Jordan, William H., Col., Portland, Ore.  
 Judd, Edwin D., Lieut.-Col., Hartford, Conn.  
 Kauffman, A. B., Lieut.-Col., Webster Groves, Mo.  
 Kellogg, Edgar R., Brig.-Gen., Toledo, O.  
 Kent, Jacob F., Brig.-Gen., Watervliet, N. Y.  
 Keyes, A. S. B., Lieut.-Col., San Diego, Cal.  
 Kilbourne, H. S., Lieut.-Col., Nashville, Tenn.  
 Kimball, A. S., Brig.-Gen., Washington.  
 Kirkman, J. T., Lieut.-Col., Washington.  
 Kline, Jacob, Brig.-Gen., Newport News, Va.  
 Knox, Thomas T., Col., Elizabeth City, Va.  
 Kobbe, Wm. A., Maj.-Gen., Pasadena, Cal.  
 Koerper, Egon A., Lieut.-Col., Washington.  
 Kress, J. A., Brig.-Gen., Low Gap, Mo.  
 Lacey, Francis E., Lieut.-Col., Columbus, O.  
 Langdon, Loomis L., Col., Brooklyn, N. Y.  
 Larned, D. R., Lieut.-Col., New Haven, Conn.  
 Lazelle, Henry M., Col., Georgeville, Que.  
 Leary, Peter, Jr., Brig.-Gen., Baltimore.  
 Lee, James G. C., Col., Fort Sam Houston, Tex.  
 Lieber, G. Norman, Brig.-Gen., Washington.  
 Lincoln, S. H., Brig.-Gen., Fern Bank, O.  
 Lippincott, H., Col., Brooklyn, N. Y.  
 Lodor, Richard, Col., New York, N. Y.  
 Lomia, L., Col., New Rochelle, N. Y.  
 Long, Oscar F., Brig.-Gen., Piedmont, Cal.

- Loud, John S., Lieut.-Col., Washington.  
 Ludington, M. I., Maj.-Gen., Skaneateles, N. Y.  
 McClellan, John, Brig.-Gen., New York.  
 McCrea, Tully, Brig.-Gen., Atlantic City, N. J.  
 McGinness, J. R., Col., Norfolk, Va.  
 McGregor, Thomas, Col., Benicia, Cal.  
 McKibbin, C., Brig.-Gen., Washington, D. C.  
 McLaughlin, William H., Lieut.-Col., Fayetteville, O.  
 McNally, V., Lieut.-Col., Washington, D. C.  
 Magruder, David L., Col., Philadelphia, Pa.  
 Mansfield, S. M., Brig.-Gen., Boston, Mass.  
 Martin, M. C., Lieut.-Col., Manila, P. I.  
 Matile, L. A., Brig.-Gen., Geneva, Switzerland.  
 Merriam, Henry C., Brig.-Gen., Scarborough, Me.  
 Merritt, Wesley, Maj.-Gen., Washington.  
 Middleton, Johnson V. D., Lieut.-Col., Washington, D. C.  
 Miles, Evan, Col., Colville, Wash.  
 Miles, Nelson A., Lieut.-Gen., Boston, Mass.  
 Miller, Crosby C. P., Brig.-Gen., Washington, D. C.  
 Miller, James, Brig.-Gen., Temple, N. H.  
 Miller, Marcus P., Brig.-Gen., Washington.  
 Mills, Anson, Brig.-Gen., Washington, D. C.  
 Mills, S. M., Brig.-Gen., Washington, D. C.  
 Miner, Charles W., Brig.-Gen., Columbus, O.  
 Mizner, Henry R., Col., Columbus, O.  
 Moale, Edward, Col., Oakland, Cal.  
 Moore, Francis, Brig.-Gen., Paris, France.  
 Moore, John, Brig.-Gen., Washington, D. C.  
 Moredecai, Alfred, Brig.-Gen., Washington.  
 Morgan, M. R., Brig.-Gen., St. Paul, Minn.  
 Morrow, Albert P., Col., Gainesville, Fla.  
 Murphy, John, Lieut.-Col., Portland, Ore.  
 Murray, Robert, Brig.-Gen., Philadelphia.  
 Myrick, John R., Brig.-Gen., abroad.  
 Newbold, Chas., Lieut.-Col., Florence, Italy.  
 Norvell, Stephen T., Lieut.-Col., Ogunquit, Me.  
 Noyes, H. E., Col., San Diego, Cal.  
 Oakes, James, Col., Washington, D. C.  
 O'Brien, Lyster M., Lieut.-Col., Detroit.  
 O'Connell, John J., Brig.-Gen., Washington.  
 O'Hara, James, Col., San Francisco, Cal.  
 Osterhaus, Peter J., Brig.-Gen., abroad.  
 Otis, Elwell S., Maj.-Gen., Rochester, N. Y.  
 Owenshine, Samuel, Brig.-Gen., Washington.  
 Page, John H., Brig.-Gen., West Point.  
 Parker, Dalgnerfeld, Col., abroad.  
 Parker, Leopold O., Lieut.-Col., Washington.  
 Patterson, John H., Brig.-Gen., Albany.  
 Patzki, J. H., Lieut.-Col., abroad.  
 Pearson, Edward P., Col., Coronado Beach, Cal.  
 Penney, Chas. G., Brig.-Gen., Nordhoff, Cal.  
 Pennington A. C. M., Brig.-Gen., New York.  
 Pennypacker, Galusha, Col., Philadelphia.  
 Perry, Alex., Col., Washington, D. C.  
 Perry, David, Col., Washington, D. C.  
 Pollock, O. W., Lieut.-Col., abroad.  
 Poole, DeW. C., Lieut.-Col., Madison, Wis.  
 Powell, James W., Col., New Orleans, La.  
 Pratt, Richard H., Col., Denver, Col.  
 Price, B. D., Brig.-Gen., Atlanta, Ga.  
 Quinley, Ira, Lieut.-Col., Morris, N. Y.  
 Quinton, Wm., Brig.-Gen., Great Barrington, Mass.  
 Randall, George M., Brig.-Gen., Cheyenne, Wyo.  
 Randlett, J. F., Lieut.-Col., San Diego, Cal.  
 Rawles, J. B., Brig.-Gen., San Francisco.  
 Raymond, C. W., Brig.-Gen., New York.  
 Reilly, J. W., Brig.-Gen., Washington, D. C.  
 Rexford, W. H., Lieut.-Col., New York.  
 Richmond, E. T. C., Col., Toledo, O.  
 Roach, G. H., Col., Washington, D. C.  
 Robe, C. F., Brig.-Gen., San Diego, Cal.  
 Robert, H. M., Brig.-Gen., Philadelphia.  
 Roberts, Benj. H., Brig.-Gen., Washington.  
 Roberts, C. S., Brig.-Gen., Lakeville, Conn.  
 Robinson, G. F., Lieut.-Col., Pomona, Cal.  
 Robinson, Frank U., Brig.-Gen., Chicago.  
 Rochester, W. B., Brig.-Gen., Vineyard Haven, Mass.  
 Rodenbaugh, T. F., Brig.-Gen., New York.  
 Rodgers, John I., Brig.-Gen., Quebec, Can.  
 Rodman, J. B., Col., Fort Ethan Allen, Vt.  
 Rodney, J. B., Brig.-Gen., Buffalo, N. Y.  
 Rogers, W. P., Brig.-Gen., Washington.  
 Rose, T. E., Lieut.-Col., Washington.  
 Rucker, Daniel H., Brig.-Gen., Washington.  
 Ruger, T. H., Maj.-Gen., Stamford, Conn.  
 Runkle, B. P., Lieut.-Col., Germantown, O.  
 Sanford, Geo. B., Col., Litchfield, Conn.  
 Sanger, Joseph P., Maj.-Gen., Washington.  
 Sanno, J. M. J., Brig.-Gen., Leavenworth, Kas.  
 Savage, E. B., Lieut.-Col., Omaha, Neb.  
 Sawtele, C. G., Brig.-Gen., Washington.  
 Saxton, Rufus, Col., Washington, D. C.  
 Scantling, J. C., Lieut.-Col., Washington.  
 Schwan, Theo., Brig.-Gen., Washington.  
 Scully, J. W., Col., Atlanta, Ga.  
 Shafter, W. R., Brig.-Gen., San Francisco.  
 Shafer, Chas., Brig.-Gen., Indianapolis, Ind.  
 Shea, Thomas, Lieut.-Col., Westport, Ky.  
 Sheridan, M. V., Brig.-Gen., Washington.  
 Sickles, Daniel E., Maj.-Gen., New York.  
 Simpson, John, Brig.-Gen., Pasadena, Cal.  
 Simpson, Marcus D. L., Col., Riverside, Ill.  
 Smith, Allen, Brig.-Gen., Ft. Wright, Wash.  
 Smith, Frank G., Brig.-Gen., Portland, Me.  
 Smith, Jacob H., Brig.-Gen., Ann Arbor, Mich.  
 Smith, Jared A., Brig.-Gen., Cleveland, O.  
 Smith, Joseph R., Col., Philadelphia, Pa.  
 Smith, Leslie, Lieut.-Col., S. Newark, Conn.  
 Smith, Rodney, Col., St. Paul, Minn.  
 Smith, W., Brig.-Gen., Pelham Manor, N. Y.  
 Snyder, Simon, Brig.-Gen., Reading, Pa.  
 Stanton, Wm., Brig.-Gen., abroad.  
 Stanton, W. S., Col., Brookline, Mass.  
 Sternberg, G. M., Brig.-Gen., Washington.  
 Story, John P., Maj.-Gen., abroad.  
 Stouch, G. W. H., Lieut.-Col., Kansas City.  
 Stretch, John F., Col., Marion, Ind.  
 Sullivan, Thomas C., Brig.-Gen., Berkeley Springs, W. Va.  
 Summerhayes, J. W., Lieut.-Col., New Bedford, Mass.  
 Summers, John E., Col., Atlantic City, N. J.  
 Sumner, E. V., Brig.-Gen., Syracuse, N. Y.  
 Sumner, S. S., Syracuse, N. Y.  
 Suter, C. R., Brig.-Gen., Roxbury, N. Y.  
 Swigert, S. M., Col., San Francisco, Cal.  
 Taylor, A. C., Brig.-Gen., Washington, D. C.  
 Taylor, Frank, Brig.-Gen., Seattle, Wash.  
 Thompson, J. M., Brig.-Gen., Salt Lake City, Utah.  
 Thorp, Frank, Brig.-Gen., Baltimore, Md.  
 Tiernon, J. L., Brig.-Gen., Buffalo, N. Y.  
 Tilford, J. G., Brig.-Gen., Fisher's Island, N. Y.  
 Tompkins, C. H., Col., Washington, D. C.  
 Town, F. L., Col., Lancaster, N. H.  
 Townsend, Edwin F., Col., Washington.  
 True, Theodore E., Brig.-Gen., Washington.  
 Tweedale, John, Lieut.-Col., Washington.  
 Van Horne, Wm. M., Col., Roanoke, Va.  
 Van Valzah, David D., Col., Lewistown, Pa.  
 Van Voast, James, Col., Cincinnati, O.  
 Varney, A. L., Lieut.-Col., Pittsburg, Pa.  
 Viele, Charles D., Col., Los Angeles, Cal.

Vincent, Thos. M., Col., Washington, D. C.  
 Vodges, A. W., Brig.-Gen., San Diego, Cal.  
 Vroom, Peter D., Brig.-Gen., New York.  
 Wagner, Henry, Lieut.-Col., New York.  
 Ward, H. C., Brig.-Gen., abroad.  
 Ward, Thos., Brig.-Gen., Rochester, N. Y.  
 Wells, A. B., Brig.-Gen., Geneva, N. Y.  
 Wessels, Henry W., Col., Washington, D.C.  
 Wheaton, L., Maj.-Gen., Chicago, Ill.  
 Wheelan, J. N., Brig.-Gen., abroad.  
 Wheeler, D. D., Brig.-Gen., Fredericksburg, Va.  
 Wheeler, W. M., Col., Gainesville, Fla.  
 Wherry, Wm. M., Brig.-Gen., Plainfield, N.J.  
 Whittemore, James M., Col., New Haven.  
 Wilcox, J. A., Col., Ridley Park, Pa.  
 Wilcox, T. E., Brig.-Gen., Washington.  
 Wilcox, O. B., Brig.-Gen., Cobourg, Ont.  
 Williston, Edward B., Col., Washington.

Wilson, Charles I., Col., New York, N. Y.  
 Wilson, David B., Lieut.-Col., Sioux City Ia.  
 Wilson, J. H., Brig.-Gen., Wilmington, Del.  
 Wilson, John M., Brig.-Gen., Washington.  
 Winne, C. K., Lieut.-Col., Albany, N. Y.  
 Wittich, W., Lieut.-Col., Plattsburg, N. Y.  
 Wolverton, W. D., Lieut.-Col., Vancouver.  
 Wood, Henry C., Col., New York, N. Y.  
 Woodbull, Alfred A., Col., Princeton, N. J.  
 Woodruff, C. A., Brig.-Gen., Raleigh, N. C.  
 Woodruff, Edward C., Lieut.-Col., Glen Ridge, N. J.  
 Woodruff, Ezra, Lieut.-Col., Highland, N.Y.  
 Woodward, George A., Brig.-Gen., Washington, D. C.  
 Woodward, S. L., Brig.-Gen., St. Louis, Mo.  
 Wygant, Henry, Col., Cranford, N. J.  
 Young, S. B. M., Lieut.-Gen., Washington.

**AUTHORIZED STRENGTH OF THE ARMY.**

	Lieutenant-general.	Major-generals.	Brigadier-generals.	Colonels.	Lieutenant-colonels.	Majors.	Captains.	Assistant surgeons.	First lieutenants.	Second lieutenants.	Chaplains.	Total commissioned officers.	Enlisted men.
General officers.....	1	6	15	5	7	10	.....	.....	.....	.....	.....	22	.....
Military secretary's department.....	.....	1	1	5	7	10	.....	.....	.....	.....	.....	24	.....
Inspector-general's department.....	.....	.....	1	3	4	9	.....	.....	.....	.....	.....	17	.....
Judge-advocate general's dept.....	.....	.....	1	2	3	6	.....	.....	.....	.....	.....	12	.....
Quartermaster's department.....	.....	.....	1	6	9	20	60	.....	.....	.....	.....	96	200
Subsistence department.....	.....	.....	1	3	4	9	27	.....	.....	.....	.....	44	200
Medical department.....	.....	.....	1	9	13	60	*240	.....	.....	.....	.....	322	(+)
Pay department.....	.....	.....	1	3	4	20	25	.....	.....	.....	.....	53	.....
Corps of engineers.....	.....	.....	1	10	16	32	43	43	43	1	189	1,294	.....
Ordnance department.....	.....	.....	1	6	9	19	25	25	.....	.....	.....	85	700
Signal corps.....	.....	.....	1	1	2	6	18	.....	18	.....	.....	46	1,212
Bureau of insular affairs.....	.....	.....	1	.....	.....	.....	.....	.....	.....	.....	.....	1	.....
11th regiments of cavalry.....	.....	.....	.....	15	15	45	225	225	225	15	765	13,020	.....
Artillery corps.....	.....	.....	1	13	13	39	195	195	195	12	663	18,139	.....
Thirty regiments of infantry.....	.....	.....	.....	30	30	90	450	450	450	30	1,530	25,649	.....
Indian scouts.....	.....	.....	.....	.....	.....	.....	.....	.....	.....	.....	.....	75	.....
Miscellaneous.....	.....	.....	.....	.....	.....	.....	.....	.....	.....	.....	.....	.....	2,000
Total regular army.....	1	7	27	106	128	365	1,068	240	956	913	58	3,869	62,489
Additional force:													
Porto Rico provisional regt.....	.....	.....	.....	.....	.....	.....	9	.....	10	10	.....	29	575
Philippine scouts.....	.....	.....	.....	.....	.....	.....	.....	.....	58	58	.....	116	5,208
Grand total.....	1	7	27	106	128	365	1,077	240	1,024	981	58	4,014	68,272

\*Assistant surgeons have the rank of first lieutenant for the first five years of service and the rank of captain after five years of service. †Enlisted men of the medical department (hospital corps) are not included in the strength of the army. The average strength of same is about 3,100.

**UNITED STATES ARMY PAY TABLE.**

Annual salaries of officers in active service and on retired list:

Grade.	Active.	Retired.
Lieutenant-general .....	\$11,000	\$8,250
Major-general .....	7,000	5,625
Brigadier-general .....	5,500	4,125
Colonel .....	3,500	2,650
Lieutenant-colonel .....	3,000	2,250
Major .....	2,500	1,875
Captain, mounted.....	2,000	1,500
Captain, unmounted.....	1,800	1,350
First lieutenant, mounted...	1,600	1,200
First lieutenant, unmounted	1,500	1,125

Grade. Active. Retired.  
 Second lieutenant, mounted.. \$1,500 \$1,125  
 Second lieutenant, unmounted 1,400 1,050

After five years' service 10 per cent is added to the salaries at intervals of five years until the increase amounts to 40 per cent of the pay of the grade. Thus a colonel after twenty years' service gets \$4,500 a year.

Noncommissioned officers get from \$18 to \$45 a month and private soldiers get \$13. Officers and enlisted men serving in the Philippines, Porto Rico, Hawaii and Alaska get 10 and 20 per cent additional, respectively.

**MILITARY DEPARTMENT OF THE LAKES.**

Headquarters, fifth floor Federal building, Chicago.

Commander—Brig.-Gen. W. H. Carter.  
 Aid de Camp—.....  
 Military Secretary—Maj. Hunter Liggett.  
 Judge Advocate—Lieut.-Col. J. A. Hull.  
 Chief Quartermaster—Lieut.-Col. W. W. Robinson, Jr.  
 Chief Commissary—Maj. F. F. Eastman.

Chief Surgeon—Lieut.-Col. W. B. Davis.  
 Chief Paymaster—Col. A. S. Towar.  
 Chief Ordnance Officer—Lieut.-Col. D. M. Taylor.  
 The department of the lakes includes Wisconsin, Michigan, Illinois, Indiana, Ohio and Kentucky.

## REGULAR ARMY AND MILITIA.

Organized strength in 1905.

<i>State or territory.</i>	<i>Officers.</i>	<i>Enlisted men.</i>	<i>State or territory.</i>	<i>Officers.</i>	<i>Enlisted men.</i>
Regular army.....	3,800	57,433	Montana .....	43	482
MILITIA.					
Alabama .....	192	2,099	Nebraska .....	116	1,348
Arizona .....	40	398	Nevada .....	13	133
Arkansas .....	131	1,041	New Hampshire.....	115	1,155
California .....	272	3,084	New Jersey.....	321	4,297
Colorado .....	73	1,001	New Mexico.....	35	375
Connecticut .....	200	2,614	New York.....	916	13,348
Delaware .....	39	349	North Carolina.....	197	1,602
District of Columbia.....	145	1,565	North Dakota.....	58	619
Florida .....	111	1,443	Ohio .....	428	5,404
Georgia .....	289	2,902	Oklahoma .....	63	613
Hawaii .....	39	510	Oregon .....	87	1,013
Idaho .....	59	659	Pennsylvania .....	716	9,104
Illinois .....	485	5,784	Rhode Island.....	119	916
Indiana .....	189	2,262	South Carolina.....	228	2,554
Iowa .....	209	2,146	South Dakota.....	67	779
Kansas .....	131	1,171	Tennessee .....	144	-1,842
Kentucky .....	141	1,223	Texas .....	219	2,382
Louisiana .....	92	1,820	Utah .....	50	279
Maine .....	108	1,083	Vermont .....	60	694
Maryland .....	167	1,841	Virginia .....	160	1,978
Massachusetts .....	423	5,143	Washington .....	56	717
Michigan .....	177	2,435	West Virginia .....	103	1,008
Minnesota .....	139	1,686	Wisconsin .....	189	2,604
Mississippi .....	95	1,205	Wyoming .....	33	279
Missouri .....	193	2,144	Total .....	8,650	102,633

## NAVY AND NAVAL MILITIA.

Organized strength in 1905.

<i>State or territory.</i>	<i>Officers.</i>	<i>Enlisted men.</i>	<i>State or territory.</i>	<i>Officers.</i>	<i>Enlisted men.</i>
Navy .....	2,252	30,103	Michigan .....	22	177
Marine corps.....	273	6,932	Minnesota .....	12	116
NAVAL MILITIA.					
California .....	40	345	New Jersey.....	45	265
Connecticut .....	19	183	New York .....	68	583
District of Columbia.....	14	197	North Carolina.....	.....	.....
Georgia .....	.....	.....	Ohio .....	13	141
Illinois .....	53	629	Pennsylvania .....	8	92
Louisiana .....	42	495	Rhode Island.....	17	172
Maine .....	5	55	South Carolina.....	18	139
Maryland .....	21	211	Total .....	431	4,278
Massachusetts .....	32	473			

## WORLD'S MARINE TONNAGE (1906).

[From "Fairplay," London.]

	<i>Steamers.</i>	<i>Sailing ships.</i>		<i>Steamers.</i>	<i>Sailing ships.</i>
	<i>Tons gross.</i>	<i>Tons net.</i>		<i>Tons gross.</i>	<i>Tons net.</i>
British .....	16,166,748	1,444,348	Norwegian .....	1,145,545	692,334
United States .....	2,827,756	1,413,833	Peruvian .....	9,820	11,016
Argentine .....	95,066	27,861	Portuguese .....	62,423	38,416
Austro-Hungarian .....	618,031	12,446	Roumanian .....	22,470	419
Belgian .....	169,964	2,107	Russian .....	694,063	219,070
Brazilian .....	164,655	29,569	Sarawak .....	3,715	.....
Chilean .....	84,750	41,444	Siamese .....	1,329	.....
Chinese .....	62,943	793	Spanish .....	684,339	38,173
Cuban .....	54,467	2,174	Swedish .....	650,768	205,930
Danish .....	579,464	80,837	Turkish .....	89,674	68,033
Dutch .....	683,180	36,115	Uruguayan .....	28,320	2,234
French .....	1,253,737	487,458	Venezuelan .....	4,121	1,282
German .....	3,375,743	434,610	Other countries.....	39,533	8,003
Greek .....	373,222	53,547			
Haitian .....	4,219	.....	Total .....	31,744,904	5,809,113
Italian .....	775,069	429,359			
Japanese .....	996,553	3,540			
Mexican .....	22,717	4,347			
Montenegrin .....	.....	5,704			

Of the tonnage under the British flag more than 1,000,000 is owned and controlled by Americans.

## The Navy of the United States.

Corrected to Nov. 1, 1906.

## ACTIVE LIST.

## ADMIRAL.

George Dewey, senior member general board.

## REAR-ADMIRALS.

Robley D. Evans, commanding U. S. Atlantic fleet.

Joseph B. Coghlan, commandant navy yard, New York.

James H. Sands, supt. naval academy.

Charles D. Sigsbee, waiting orders.

Caspar F. Goodrich, waiting orders.

Francis W. Dickens, waiting orders.

Charles H. Davis, commanding second division, U. S. Atlantic fleet.

Joseph E. Craig, commandant navy yard, League island.

Charles M. Thomas, commandant 2d naval district and training service, Newport, R. I.

Albert S. Snow, commandant navy yard, Boston.

George C. Reiter, chairman lighthouse board.

Willard H. Brownson, commanding U. S. Asiatic fleet.

William W. Mead, commandant navy yard, Portsmouth, and 1st naval district.

Charles H. Stockton, president examining and retiring boards.

Asa Walker, supt. naval observatory.

Henry W. Lyon, commandant navy yard, Mare island.

James H. Dayton, commanding Philippine squadron, Asiatic fleet.

Charles S. Sperry, naval war college.

William T. Burwell, commandant navy yard, Puget sound.

Robert M. Berry, commandant navy yard, Norfolk, and 5th naval district.

Samuel W. Very, commandant naval station, Honolulu.

William T. Swinburne, commanding Pacific squadron.

Joseph N. Hemphill, president board of inspection and survey.

## CAPTAINS.

William H. Emory, commanding Hancock.

George A. Bicknell, commandant naval station, Pensacola, and 8th naval district.

Seth M. Ackley.

Benjamin F. Tilley, commanding Iowa.

John P. Merrell.

Eugene H. C. Leutze, commandant navy yard, Washington.

Uriel Sebree, secretary lighthouse board.

Albert R. Conden, commanding Louisiana.

Edwin C. Pendleton, commanding Missouri.

William Swift, commanding Connecticut.

Albert Ross, commandant training station, great lakes.

Richardson Clover, waiting orders.

James M. Miller, commanding Lancaster.

Harrison G. O. Colby, recruiting rendezvous, Boston.

Leavitt C. Logan, commanding Ohio.

Conway H. Arnold, commanding West Virginia.

\*William S. Cowies, chief of bureau of equipment.

Edward D. Taussig, commanding Indiana.

John E. Pillsbury, chief of staff, North Atlantic fleet.

William H. Reeder, commanding Hancock.

\*Charles W. Rae, chief of bureau of steam engineering.

George H. Kearny, navy yard, New York.

\*Rank of rear-admiral

Adolph Marix, supervisor naval auxiliaries.

Raymond P. Rogers, chief intelligence officer.

William S. Moore, navy yard, Boston.

Royal R. Ingersoll, commanding Maryland.

Seaton Schroeder, commanding Virginia.

Richard Wainwright, member gen. board.

Franklin J. Drake, commanding Wisconsin.

Thomas C. McLean, commanding Pennsylvania.

William J. Barnette, member general board.

Edwin K. Moore, member examining and retiring boards.

John A. Rodgers, lighthouse inspr., 3d dist.

Aibion V. Wadhams, navy yard, Norfolk.

John D. Adams, commanding Washington.

Frederick Slinger, commandant naval station, New Orleans.

William H. Everett, navy yard, Boston.

John M. Hawley, commanding Wabash.

Gottfried Blockinger, commanding Illinois.

Perry Garst, waiting orders.

William P. Potter, assistant to bureau of navigation.

Nathan E. Niles, commanding Maine.

Giles B. Harber, commanding Independence.

\*Newton E. Mason, chief of bureau of ordnance.

Charles P. Perkins, commanding Pensacola.

Chas. G. Bowman, command'g Rhode Island.

William H. Beehler, commandant naval station, Key West, and 7th naval district.

Arthur P. Nazro, commanding Brooklyn.

Wm. W. Kimball, commanding New Jersey.

John C. Wilson, leave of absence.

George P. Colvocoresses, naval academy.

Uriah R. Harris, navy yard, Boston.

Richard G. Davenport, commanding Georgia.

Edward B. Barry, commanding Kentucky.

Herbert Winslow, commanding Kearsarge.

Albert G. Berry, commanding Tennessee.

Thomas S. Phelps, Jr., recruiting rendezvous, San Francisco.

Theodorice Porter, naval home.

Daniel D. V. Stuart, recruiting duty, N. Y.

Kossuth Niles, inspr. ordnance, New York.

Dennis H. Mahan, navy yard, Norfolk.

Albert F. Dixon, assistant to bureau of steam engineering.

Samuel P. Comly, commanding Alabama.

John Hubbard, asst. to bureau of ordnance.

Alexander McCrackin, navy yard, Mare island.

George L. Dyer, commandant naval stations, Charleston and Port Royal.

Corwin P. Rees, navy yard, Portsmouth.

Lewis C. Hellner, navy yard, League Island.

Joseph B. Murdock, member examining and retiring boards.

Hugo Osterhaus, navy yard, League Island.

Albert C. Dillingham, command'g Franklin.

John B. Collins, recruiting duty, Philadelphia.

Charles E. Vreeland, navy department.

Nathan Sargent, member general board.

James H. Bull, waiting orders.

Greenleaf A. Merriam, navy yard, New York.

John B. Milton, naval war college.

Aaron Ward, chief of staff, Asiatic fleet.

Sidney A. Staunton, commanding Colorado.

Charles W. Bartlett, bureau of ordnance.

Chauncey Thomas, waiting orders.

William A. Marshall, navy yard, Boston.

Henry McCrea, waiting orders.

Edward P. Quailtrough, naval war college.

while chief of bureau.

Lucien Young, navy yard, Mare island.  
Wm. H. H. Southerland, commanding Dixie.  
Charles E. Fox, waiting orders.  
John C. Fremout, naval attache, Paris and St. Petersburg.

#### COMMANDERS.

Albert Mertz, naval magazine, St. Julien's creek.  
Rogers H. Galt, commanding Arkansas.  
Vincendon L. Cottman, navy yard, Puget sound.  
Frank E. Sawyer, command'g Constellation.  
Thomas B. Howard, naval academy.  
Walter C. Cowles, returning from Asiatic station.  
Austin M. Knight, bureau of ordnance.  
Charles J. Badger, commanding Chicago.  
Samuel W. B. Diehl, judge-advocate general.  
Reginald F. Nicholson, navy department.  
Edmund B. Underwood, navy yard, Mare island.  
William F. Halsey, navy department.  
Frank A. Wilner, inspr. 1st lighthouse dist.  
Henry Morrell, commanding Wolverine.  
William Winder, naval war college.  
Charles B. T. Moore, governor Tutulla, Samoa, and commanding Adams.  
Ten Eyck DeW. Veeder, naval academy.  
Alfred Reynolds, commanding Nevada.  
John M. Robinson, commanding Cincinnati.  
John K. Barton, naval academy.  
Robert G. Denig, navy yard, League island.  
George H. Peters, commandant naval station, Cavite.  
Bradley A. Flske, waiting orders.  
John F. Parker, commanding Lawton.  
Hamilton Hutchins, navy yard, League island.  
John M. Bowyer, commanding Columbia.  
John C. Colwell, commanding Denver.  
George B. Ransom, inspector machinery.  
William C. Eaton, inspector machinery.  
Alfred B. Canaga, navy yard, Boston.  
Abraham V. Zane, inspection duty, Philadelphia.  
John R. Edwards, navy yard, Portsmouth.  
Stacy Potts, navy yard, Puget sound.  
James M. Helm, commanding Baltimore.  
Albert W. Willits, navy yard, Norfolk.  
Cameron McR. Winslow, comdg. Charleston.  
Isaac S. K. Reeves, member board of inspection and survey.  
York Noel, navy yard, New York.  
William G. Cutler, commanding Galveston.  
Alexander Sharp, Jr., comdg. Chatanooga.  
Nathaniel R. Usher, commanding St. Louis.  
Frank F. Fletcher, commanding Raleigh.  
Harry H. Hosley, supvr. New York harbor.  
Frank E. Beatty, navy yard, Washington.  
Moses L. Wood, navy yard, New York.  
Robert M. Doyle, commanding Philadelphia.  
Frederick W. Coffin, naval station, Cavite.  
Wylie M. Parks, bureau steam engineering.  
Frank H. Bailey, navy yard, New York.  
William B. Caperton, L. H. inspr., 15th dis.  
James T. Smith, commanding Tacoma.  
George S. Willits, inspection duty.  
Walter F. Worthington, naval academy.  
William N. Little, inspection duty.  
Frank H. Eldridge, member naval examining board.  
Henry C. Gearing, navy yard, Mare island.  
Templin M. Potts, governor of Guam.  
Burns T. Walling, navy yard, New York.  
Clifford J. Boush, commanding Concord.  
James H. Sears, L. H. inspr., 8th lighthouse district.  
Abraham E. Culver, command'g Des Moines.

Henry T. Mayo, L. H. inspr., 12th lighthouse district.  
Charles C. Rogers, waiting orders.  
John T. Newton, commanding Cleveland.  
Benjamin Tappan, commanding Newport.  
Charles F. Pond, navy yard, Mare island.  
Walter McLean, bureau of ordnance.  
Washington I. Chambers, comdg. Florida.  
James C. Gilmore, commanding Helena.  
Charles A. Gove, commanding Milwaukee.  
DeWitt Coffman, commanding Boston.  
Thomas D. Griffin, naval observatory.  
Richard T. Mulligan, command'g Yorktown.  
William Braunersreuther, commanding Don Juan de Austria.  
Francis H. Sherman, command'g Princeton.  
William S. Hogg, navy yard, Pensacola.  
Reynold T. Hall, inspection duty.  
William F. Fullam, commanding Marietta.  
Albert G. Winterhalter, comdg. Paducah.  
John M. Orchard, L. H. inspr., 9th district.  
Augustus F. Fecteler, comdg. Dubuque.  
Edward E. Wright, inspr. 2d lighthouse dis.  
Albert Gleaves, charge torpedo station.  
James P. Parker, navy yard, Portsmouth.  
Ben W. Hodges, inspection duty.  
Herbert O. Dunn, commanding Prairie.  
Arthur W. Dodd, Pacific naval station.  
Albert W. Grant, naval academy.  
Harrison W. Harrison, navy yard, N. Y.  
Valentine S. Nelson, bureau of equipment.  
Wm. S. Benson, L. H. inspr., 6th district.  
Frank M. Bostwick, L. H. inspr., 10th dis.  
Harry M. Dombagh, naval war college.  
Thomas S. Rogers, 4th naval district.  
John G. Quinby, commanding Rainbow.  
James H. Glennon, bureau of ordnance.  
Percival J. Werltch, 13th lighthouse district.  
William R. Rush, 13th lighthouse district.  
Harry S. Knapp, naval war college.  
William L. Rodgers, comdg. Wilmington.  
Roy C. Smith, Asiatic station.  
George W. McElroy, inspection duty.  
Robert S. Griffin, bureau of steam engineering.  
Edward Lloyd, Jr., 5th lighthouse district.  
Richard M. Hughes, inspector of ordnance.  
Frank W. Bartlett, inspector machinery.  
Frederick C. Bieg, bureau of steam engineering.  
John L. Gow, inspection duty.  
George R. Clark, commanding Texas.  
William P. White, recruiting duty.  
George E. Burd, asst. inspector auxiliaries.  
John H. Shipley, navy yard, Boston.  
John E. Craven, 4th lighthouse district.  
John J. Knapp, commanding Celtic.  
John Hood, L. H. inspr., 7th district.  
Edward E. Hayden, naval observatory.  
Benjamin C. Bryan, bureau of steam engineering.  
Leroy M. Garrett, commanding Albatross.  
Charles C. Marsh, board inspection and survey.  
Charles H. Harlow, recruiting duty.  
James H. Oliver, 14th lighthouse district.  
Clarence A. Carr, navy yard, Mare island.  
William A. Gill, waiting orders.

#### LIEUTENANT-COMMANDERS.

Harold P. Norton, bureau of steam engineering.  
Frank M. Bennett, commanding Glacier.  
John A. Dougherty, Alabama.  
John B. Bernadou, war college.  
John H. Gibbons, naval attache, London.  
Thomas Snowden, bureau of equipment.  
Thomas F. Carter, navy yard, Pensacola.  
Frederick O. Bowers, Maine.

George R. Sallsbury, commandant naval station, Culebra.  
 John L. Purcell, Mohican.  
 Robert F. Lopez, commanding Perry.  
 Frank W. Kellogg, commanding Scorpion.  
 Reuben O. Bitler, supply.  
 Harry Phelps, office judge-advocate general.  
 Albert A. Ackerman, commandant naval station, Guantanamo.  
 Leo D. Miner, inspector machinery.  
 Albert P. Niblack, Chicago.  
 Harry Hall, Alabama.  
 Edward Simpson, bureau of ordnance.  
 Thomas W. Kincaid, Chicago.  
 William S. Sims, inspr. target practice.  
 Louis S. Van Duzer, torpedo station, Newport.  
 Wilson W. Buchanan, inspector equipment.  
 William J. Maxwell, inspector ordnance.  
 William S. Smith, bureau of steam engineering.  
 John F. Luby, naval station, Cavite.  
 Lewis J. Clark, Rhode Island.  
 Hugh Rodman, commanding Elcano.  
 John A. Hoogewerff, naval academy.  
 Edward E. Capehart, Virginia.  
 Henry B. Wilson, bureau of navigation.  
 Gustav Kaemmerling, inspection duty.  
 Emil Thless, navy yard, New York.  
 Spencer S. Wood, aid to admiral of the navy and secretary to general board.  
 Guy W. Brown, Pennsylvania.  
 William B. Fletcher, Kentucky.  
 Marbury Johnston, navy yard, New York.  
 Edwin A. Anderson, comdg. 2d torpedo flotilla.  
 Joseph L. Jayne, Colorado.  
 James G. Doyle, Washington.  
 Albert L. Key, duty with general board.  
 William L. Howard, naval attache, Berlin, Vienna and Rome.  
 Lloyd H. Chandler, Connecticut.  
 Oscar W. Koester, Iowa.  
 George N. Hayward, Rhode Island.  
 Samuel S. Robinson, Tennessee.  
 Charles F. Hughes, Washington.  
 Albert L. Norton, navy yard, Washington.  
 James H. Reid, Pennsylvania.  
 Edward L. Beach, naval academy.  
 Herman O. Stickney, sick leave.  
 Henry A. Wiley, Constellation.  
 Frederic B. Bassett, Jr., naval station, Cavite.  
 Herbert G. Gates, naval academy.  
 Richard H. Jackson, Colorado.  
 Arthur B. Hoff, Indiana.  
 Nathan C. Twining, bureau of ordnance.  
 Benjamin F. Hutchison, St. Louis.  
 Thomas P. Magruder, bureau of equipment.  
 Sumner E. W. Kittelle, sec. general board.  
 William V. Pratt, Newark.  
 Louis M. Nulton, naval academy.  
 George R. Marvell, comdg. Eagle.  
 John B. Patton, navy yard, Washington.  
 William D. MacDougall, naval war college.  
 George B. Bradshaw, Kentucky.  
 Cleland N. Offley, bureau steam engineering.  
 Louis R. de Stelguer, asst. supervisor, New York harbor.  
 William W. Phelps, Kentucky.  
 Louis A. Kaiser, Washington.  
 William C. Colc, inspection duty.  
 Charles A. Brand, Boston.  
 Philip Williams, Charleston.  
 Warren J. Terbune, Maine.  
 George G. Mitchell, Galveston.  
 Cleland Davis, bureau of equipment.  
 William K. Harrison, assistant inspector of target practice.  
 Frank H. Schofield, bureau of ordnance.  
 Urban T. Holmes, Dixie.  
 Jehu V. Chase, torpedo station.  
 Henry J. Ziegemeier, naval academy.  
 Matt H. Signor, recruiting duty.  
 George W. Williams, bureau of ordnance.  
 Claude B. Price, Colorado.  
 Montgomery M. Taylor, Wabash.  
 Carl T. Vogelgesang, Louisiana.  
 Charles B. McVay, Jr., naval academy.  
 John H. Dayton, naval academy.  
 Lucius A. Bostwick, Brooklyn.  
 William A. Moffett, bureau of equipment.  
 Julian A. Latimer, Virginia.  
 Douglas E. Dismukes, waiting orders.  
 John R. Edie, Mohican.  
 Reginald R. Belknap, Kearsarge.  
 De Witt Blamer, St. Louis.  
 John K. Robison, sick leave.  
 Arthur L. Willard, navy yard, Washington.  
 Robert B. Higgins, naval academy.  
 John C. Leonard, Lawton.  
 John M. Ellicott, Maryland.  
 Charles W. Dyson, bureau of steam engineering.  
 Harry George, West Virginia.  
 Frederick L. Chapin, Louisiana.  
 William C. Herbert, inspector machinery.  
 Alexander S. Halstead, Chicago.  
 Harry A. Field, Tennessee.  
 Chester M. Knepper, Brooklyn.  
 Clarence S. Williams, Iowa.  
 Frank K. Hill, Missouri.  
 Roger Welles, Wisconsin.  
 John D. McDonald, Ohio.  
 Hillary P. Jones, navy yard, Washington.  
 William R. Shoemaker, Connecticut.  
 Isaac K. Seymour, Raleigh.  
 Charles M. Fabs, L. H. inspr., 3d district.  
 Charles P. Plunkett, Georgia.  
 Volney O. Chase, West Virginia.  
 Patrick W. Hourigan, New Jersey.  
 George R. Slocum, Yorktown.  
 William G. Miller, Minnesota.  
 George W. Kilne, recruiting duty.  
 Jos. Strauss, proving grounds, Indian Head.  
 Charles S. Stanworth, Minneapolis.  
 Robert L. Russell, Charleston.  
 Harrison A. Blspham, Maryland.  
 Armistead Rust, navy yard, Washington.  
 George R. Evans, Cincinnati.  
 Edward W. Eberle, board of inspection and survey.  
 Charles M. McCormick, navy yard, Mare island.  
 Glennie Tarbox, hydrographic office.  
 William W. Gilmer, Illinois.  
 Robert E. Coontz, inspection duty.  
 William H. G. Bullard, Maine.  
 Webster A. Edgar, commanding Dolphin.  
 Joseph W. Oman, Rhode Island.  
 Philip Andrews, duty with general board.  
 Harold K. Hines, Iowa.  
 George F. Cooper, Indiana.  
 Edward T. Witherspoon, Texas.  
 Josiah S. McKean, Ohio.  
 Charles H. Hayes, navy yard, Puget sound.  
 Kenneth McAlpine, Ohio.  
 William W. Bush, navy yard, Norfolk.  
 Benton C. Decker, Virginia.  
 Mark L. Bristol, Maine (staff).  
 Newton A. McCully, San Francisco.  
 Levi C. Bertollette, Newark.  
 George W. Logan, bureau of equipment.  
 Henry F. Bryan, waiting orders.  
 Andrew T. Long, commanding Mayflower.  
 Edward H. Durell, New Jersey.  
 Archibald H. Scales, Columbia.  
 Victor Blue, inspector of ordnance.  
 Charles M. Stone, Baltimore.

Thomas Washington, bureau of navigation.  
 Archibald H. Davis, Illinois.  
 Guy H. Burrage, Chattanooga.  
 Frank Marble, naval attache, Tokyo, Pekin.  
 Ashley H. Robertson, Tennessee.  
 Carlo B. Brittain, Maine (staff).  
 Casey B. Morgan, inspection duty.  
 William M. Crose, Maryland.  
 John F. Hubbard, Hancock.  
 Marcus L. Miller, Denver.  
 Edwin T. Pollock, Alabama.  
 Clark D. Stearns, Amphitrite.  
 Henry C. Kuenzli, inspector equipment.  
 John H. Rowen, Asiatic station.  
 Henry H. Caldwell, inspector ordnance.  
 Henry H. Hough, Cleveland.  
 Milton E. Reed, Charleston.  
 Harley H. Christy, naval academy.  
 Noble E. Irwin, Asiatic station.  
 Waldo Evans, naval academy.  
 Thomas J. Senn, Ohio.  
 Jay H. Sypher, Columbia.  
 Bion B. Bierer, recruiting duty.  
 William H. McGrann, recruiting duty.  
 Horace G. Macfarland, Kearsarge.  
 Charles F. Preston, Missouri.  
 Richard H. Leigh, Minneapolis.  
 Adelbert Althouse, Texas.  
 William D. Brotherton, Franklin.  
 James F. Carter, commanding Iroquois.  
 George W. Laws, Rainbow (staff).  
 George C. Day, Hancock.  
 Luke McNamee, naval station, Guam.  
 Frederick L. Sawyer, navy yard, New York.  
 Charles L. Hussey, bureau of navigation.  
 John R. Y. Blakely, Paducah.  
 Charles T. Jewell, naval war college.  
 Gregory C. Davison, torpedo station.  
 Leon S. Thompson, Prairie.  
 Frederick A. Traut, naval intelligence.  
 John F. Hines, Cincinnati.  
 Fred R. Payne, Constellation.  
 Robert K. Crank, Louisiana.  
 Stanford E. Moses, Georgia.  
 Powers Symington, West Virginia.  
 Yates Stirling, Jr., naval academy.  
 Raymond D. Hasbrouck, Constellation.  
 George Mallison, inspector equipment.  
 Walter Ball, Rhode Island.  
 Joel R. P. Pringle, Maine.  
 Benjamin B. McCormick, inspr. ordnance.  
 Edw. S. Kellogg, Kearsarge.

### MEDICAL CORPS.

#### MEDICAL DIRECTORS.

##### Rank of Captain.

Abel F. Price, member retiring board.  
 Dwight Dickinson, naval hospital, Wash-  
 ington.  
 John C. Wise, naval medical school.  
 George P. Bradley, naval hospital, Ports-  
 mouth.  
 Paul Fitzsimons, navy yard, Washington.  
 William S. Dixon, naval dispensary.  
 Remus C. Persons, naval hospital, Mare  
 island.  
 James R. Waggener, waiting orders.  
 Thomas H. Streets, leave abroad.  
 Manly H. Simons, naval hospital, Philadel-  
 phia.  
 John C. Boyd, member bd. med. examiners.  
 George E. H. Harmon, naval hospital,  
 New York.  
 Howard Wells, naval hospital, Chelsea, Mass.  
 David N. Bertolette, medical supply depot,  
 Brooklyn.  
 Ezra Z. Derr, navy yard, Boston.

#### MEDICAL INSPECTORS.

Rank of Commander.  
 Presley M. Rixey, chief bureau of medicine  
 and surgery.  
 Walter A. McClurg, marine barracks, Wash-  
 ington.  
 Lucien G. Heneberger, nav. hosp., Newport.  
 Edward H. Green, navy yard, New York.  
 Samuel H. Dickson, navy yard, Norfolk.  
 Howard E. Ames, Maine.  
 Frank Anderson, navy yard, Mare Island.  
 Phillips A. Lovering, naval hospital, Norfolk.  
 William R. Du Bose, naval hospital, Yoko-  
 hama.  
 Charles T. Hibbett, Franklin.  
 Nelson H. Drake, waiting orders.  
 Henry G. Beyer, Rainbow.  
 John M. Steele, recruiting duty.  
 James E. Gardiner, Wabash.  
 George P. Lumsden, Minneapolis.

#### SURGEONS.

##### Rank of Lieutenant-Commander.

James C. Byrnes, naval academy.  
 Averley C. H. Russell, bureau of medicine  
 and surgery.  
 Clement Biddle, Chicago.  
 Henry T. Peicey, waiting orders.  
 Emlyn H. Marsteller, recruiting duty.  
 James D. Gatewood, medical school, Wash-  
 ington.  
 Oliver Diehl, Lancaster.  
 John M. Edgar, waiting orders.  
 Philip Leach, Indiana.  
 Lloyd W. Curtis, waiting orders.  
 Henry B. Fitts, Lawton.  
 Francis S. Nash, Asiatic station.  
 Victor C. B. Means, recruiting duty, San  
 Francisco, Cal.  
 Francis W. F. Wieber, navy yard, Pensa-  
 cola.  
 Oliver D. Norton, Missouri.  
 Isaac W. Kite, Kearsarge.  
 Andrew R. Wentworth, Louisiana.  
 Corbin J. Decker, waiting orders.  
 Thomas A. Berryhill, naval medical school.  
 Eugene P. Stone, Rhode Island.  
 James G. Field, bureau of medicine and  
 surgery.  
 George Pickrell, sick leave.  
 Rand P. Crandall, Hancock.  
 John F. Urle, sick leave.  
 Albert M. D. McCormick, naval academy.  
 George B. Wilson, Colorado.  
 Charles F. Stokes, naval hospital, San Juan.  
 Edward R. Stitt, bureau of medicine and  
 surgery.  
 Manly F. Gates, Charleston.  
 Charles H. T. Lowndes, Virginia.  
 George H. Barber, Asiatic station.  
 George Rothganger, naval hospital, New  
 York.  
 George T. Smith, Maryland.  
 George A. Lung, Kentucky.  
 Luther L. von Wedekind, Alabama.  
 Edwin S. Bogert, West Virginia.  
 Leckinski W. Spratling, navy yard, League  
 Island.  
 Robert M. Kennedy, bureau of medicine and  
 surgery.  
 Norman J. Blackwood, New Jersey.  
 William C. Braisted, medical school.  
 Sheldon G. Evans, sick leave.  
 Adrian R. Alfred, naval station, Cavite.  
 Middleton S. Guest, Tennessee.  
 Charles M. De Vallin, Washington.  
 Charles P. Ragg, naval station, Guam.  
 Carl DeW. Brownell, training station, New-  
 port.  
 Henry D. Wilson, Dixie.



Lewis Morris, torpedo station.  
 Edward M. Shipp, Illinois.  
 Charles E. Riggs, Pensacola.  
 James F. Leys, naval hospital, Norfolk.  
 Frank C. Cook, naval academy.  
 Ammen Farenholt, Independence.  
 Charles P. Kindleberger, Baltimore.  
 Arthur W. Dunbar, naval hospital, Mare island.  
 Theodore W. Richards, naval hospital, Norfolk.  
 Moulton K. Johnson, Iowa.  
 William M. Wheeler, Cleveland.  
 Middleton S. Elliott, St. Louis.  
 Frank L. Pleadwell, naval hospital, Yokohama.  
 Dudley N. Carpenter, Raleigh.  
 James C. Pryor, naval dispensary.  
 Washington B. Grove, hospital, Boston.  
 Raymond Spear, Asiatic station.  
 William H. Bucher, recruiting duty.  
 Edgar Thompson, navy yard, Charleston.  
 Elon O. Huntington, recruiting duty.  
 James B. Dennis, naval hospital, Puget sound.  
 Eugene J. Grow, Ohio.  
 Arthur G. Grunwell, Wolverline.  
 Cary D. Langhorne, Brooklyn.  
 Joseph C. Thompson, Cincinnati.  
 Frederick L. Benton, Texas.  
 Will M. Garton, hospital, Washington.  
 Frank E. McCullough, Albatross.  
 Francis M. Furlong, bureau of medicine and surgery.  
 John E. Page, hospital, Norfolk.  
 John M. Moore, Newark.  
 Ralph T. Orvis, Chattanooga.  
 David B. Kerr, recruiting duty.  
 Granville L. Augeny, hospital, Philadelphia.  
 William H. Bell, bureau of medicine and surgery.  
 Holton C. Curl, hospital, Isthmian canal.  
 Richmond C. Holcomb, naval station, Culebra.  
 Edward G. Parker, waiting orders.  
 Barton L. Wright, Columbia.  
 Ralph W. Plummer, Denver.  
 Henry E. Odell, Wisconsin.

## PAY CORPS.

## PAY DIRECTORS.

With rank of Captain.

Lawrence G. Boggs, navy pay office, New York.  
 Samuel R. Colboun, navy yard, Portsmouth.  
 James A. Ring, waiting orders.  
 James E. Cann, navy pay office, Portsmouth.  
 John N. Speel, general storekeeper, New York.  
 Reah Frazer, navy pay office, Philadelphia.  
 Hiram E. Drury, navy pay office, Newport.  
 Chas. W. Littlefield, genl. inspr., pay corps.  
 William W. Galt, navy pay office, Norfolk.  
 John B. Martin, general storekeeper, Washington.  
 Charles M. Ray, navy pay office, Baltimore.  
 Mitchell C. McDonald, naval home, Philadelphia, Pa.  
 Eustace B. Rogers, paymaster-general of navy.  
 Leeds C. Kerr, navy pay office, Washington.

## PAY INSPECTORS.

With rank of Commander.

Richard T. M. Ball, navy pay office, San Francisco.  
 Chas. S. Williams, navy pay office, Boston.  
 Thomas J. Cowie, naval academy.  
 John S. Carpenter, general storekeeper, Mare island.

Livingston Huut, navy pay office, Washington.  
 John A. Mudd, general storekeeper, Boston.  
 George W. Slingson, navy pay office, Washington.  
 Samuel L. Heap, waiting orders.  
 James S. Phillips, special duty.  
 Thomas S. Jewett, Ohio (fleet).  
 Frank T. Arms, navy yard, New York.  
 Thomas H. Hicks, Chicago (fleet).  
 Ziba W. Reynolds, training station, San Francisco.  
 Eugene D. Ryan, navy pay office, Seattle.  
 Samuel McGowan, assistant to bureau of supplies and accounts.

## PAYMASTERS.

With rank of Lieutenant.

Henry A. Dent, navy yard, League island.  
 Walter L. Wilson, waiting orders.  
 William J. Little, West Virginia.  
 Martin McM. Ramsey, navy yard, Portsmouth.  
 Joseph J. Cheatham, navy yard, New York.  
 Richard Hutton, Georgia.  
 Barron P. DuBols, navy yard, Boston.  
 Harry E. Biscoe, navy yard, Norfolk.  
 George G. Sebels, waiting orders.  
 Edmund W. Bonnaffon, navy yard, League island.  
 Joseph Fyffe, torpedo station.  
 John Irwin, Lawton.  
 John H. Merriam, navy yard, Washington.  
 Timothy S. O'Leary, Colorado.  
 George Brown, Jr., naval academy.  
 Walter B. Izard, navy yard, New York.  
 David Potter, navy yard, Mare island.  
 Samuel Bryan, Pennsylvania.  
 Arthur F. Huntington, navy yard, New York.  
 Harry H. Balthis, navy yard, Norfolk.  
 Charles Conrad, waiting orders.  
 William T. Gray, naval hospital, Yokohama.  
 George P. Dyer, Missouri.  
 Robert H. Woods, Kearsarge.  
 Robert H. Orr, navy yard, League island.  
 William A. Merritt, Washington.  
 John M. Morse, Wabash.  
 Webb V. H. Rose, training station, great lakes.  
 William H. Doherty, navy yard, New York.  
 Charles Morris, Jr., navy yard, Norfolk.  
 Frederick K. Perkins, Pensacola.  
 George C. Schafer, Columbia.  
 Theodore J. Arms, navy pay office, Manila.  
 George R. Venable, Celtic.  
 Hugh R. Insley, navy yard, Puget sound.  
 George M. Staekhouse, Kentucky.  
 Gray Skipwith, training station, Newport.  
 Trevor W. Leutze, Hancock.  
 McGill R. Goldsborough, naval station, Cavite.  
 David D. Chadwick, Lancaster.  
 Eugene C. Tobey, naval station, Cavite.  
 Jonathan Brooks, navy yard, Puget sound.  
 Eugene F. Hall, Indiana.  
 Dexter Tiffany, Jr., navy yard, Boston.  
 Franklin P. Sackett, Minneapolis.  
 David M. Addison, Virginia.  
 William T. Wallace, navy yard, Mare island.  
 Vletor S. Jackson, Prairie.  
 John R. Sanford, New Jersey.  
 Herbert E. Stevens, Brooklyn.  
 Charles D. O'Leary, Tennessee.  
 Charles W. Elison, Louisiana.  
 Cuthbert J. Cleborne, Alabama.  
 John D. Robnett, bureau of supplies and accounts.  
 George W. Pigman, Jr., Baltimore.  
 Perry G. Kennard, sick leave.  
 George W. Reeves, Jr., Illinois.

Walter T. Camp, St. Louis.  
 Ray Spear, Iowa.  
 Christian J. Peoples, bureau of supplies and accounts.  
 William B. Rogers, Wisconsin.  
 Thomas D. Harris, Charleston.  
 John F. Hatch, navy yard, Boston.  
 Frederick G. Pyne, waiting orders.  
 Frederick B. Colby, naval station, San Juan.  
 Edward E. Goodhue, Rhode Island.  
 William R. Bowne, naval station, Guam.  
 Rishworth Nicholson, Independence.  
 John D. Barber, Philadelphia.  
 Edward T. Hoopes, Connecticut.  
 Walter A. Greer, Maryland.  
 Cecil S. Baker, navy yard, Norfolk.  
 Donald W. Nesbit, bureau of supplies and accounts.  
 George M. Lukesh, navy yard, Mare Island.  
 John S. Higgins, navy yard, Pensacola.  
 Ignatius T. Hagner, Franklin.

### MARINE CORPS.

#### BRIGADIER-GENERAL, COMMANDANT.

George F. Elliott, headquarters, Washington.  
 ADJUTANT AND INSPECTOR'S DEPARTMENT.  
 Charles H. Lanchbhelmer, adjutant and inspector, with the rank of colonel, headquarters, Washington.  
 Henry C. Haines, assistant adjutant and inspector, with the rank of major, San Francisco, Cal.  
 Rufus H. Lane, assistant adjutant and inspector, with rank of major, assistant adjutant and inspector's office, Manila, P. I.  
 Louis J. Magill, assistant adjutant and inspector, with rank of major, headquarters, Washington.  
 Albert S. McLemore, assistant adjutant and inspector, with the rank of major, headquarters, Washington.

#### QUARTERMASTER'S DEPARTMENT.

Frank L. Denny, quartermaster, with the rank of colonel, headquarters, Washington.  
 Thomas C. Prince, assistant quartermaster, with the rank of lieutenant-colonel, assistant quartermaster's office, San Francisco, Cal.  
 Charles L. McCawley, assistant quartermaster, with the rank of major, quartermaster's office, Washington.  
 Cyrus S. Radford, assistant quartermaster, with the rank of major, assistant quartermaster's office, Philadelphia.  
 William B. Lemly, assistant quartermaster, with the rank of captain, quartermaster's office, Washington.  
 Edward A. Jonas, assistant quartermaster, with the rank of captain, marine barracks, League Island.  
 Henry L. Roosevelt, assistant quartermaster, with the rank of captain, quartermaster's office, Washington.  
 Norman G. Burton, assistant quartermaster, with the rank of captain, marine barracks, Norfolk.  
 Hugh L. Mathews, assistant quartermaster,

with the rank of captain, Isthmian canal zone, Panama.  
 Rupert C. Dewey, assistant quartermaster, with the rank of captain, assistant quartermaster's office, Manila, P. I.  
 Frank J. Schwable, assistant quartermaster, with the rank of captain, assistant quartermaster's office, Philadelphia.  
 Percy F. Archer, assistant quartermaster, with the rank of captain, marine barracks, Olongapo, P. I.

#### PAYMASTER'S DEPARTMENT.

Green Clay Goodloe, paymaster, with the rank of colonel, headquarters, Washington.  
 George Richards, assistant paymaster, with the rank of lieutenant-colonel, paymaster's office, Washington.  
 William C. Dawson, assistant paymaster, with the rank of major, marine barracks, Cavite, P. I.  
 William G. Powell, assistant paymaster, with the rank of captain, assistant paymaster's office, San Francisco.

#### COLONELS.

Allan C. Kelton, special duty, Portsmouth.  
 Paul St. C. Murphy, commanding barracks, Portsmouth.  
 William P. Biddle, comdg. brigade, Cavite.  
 Littleton W. T. Waller, marine barracks, Norfolk.  
 Randolph Dickens, commanding barracks, League Island.  
 Thomas N. Wood, comdg. barracks, Boston.  
 Harry K. White, comdg. barracks, San Juan.

#### LIEUTENANT-COLONELS.

Lincoln Karmany, marine barracks, Mare Island.  
 Charles A. Doyen, commanding 1st brigade, Cavite.  
 James E. Mahoney, commanding marine barracks, New York.  
 George Barnett, war college, Newport.  
 Franklin J. Moses, commanding marine barracks, Annapolis.  
 Con M. Perkins, recruiting duty.

#### MAJORS.

Jos. H. Pendleton, comdg. barracks, Guam.  
 John A. Lejeune, commanding marine barracks, Washington.  
 Eli K. Cole, commanding 2d regiment, Philippines.  
 Theodore P. Kane, comdg. barracks, Newport.  
 L. C. Lucas, commanding barracks, Cavite.  
 Charles G. Long, Isthmian canal zone, Panama.  
 Ben H. Fuller, Honolulu, H. I.  
 Lawrence H. Moses, commanding barracks, Puget sound.  
 Wendell C. Neville, Maine.  
 Thomas C. Treadwell, Ohio (fleet).  
 Dion Williams, war college, Newport.  
 Edward R. Lowndes, commanding barracks, Charleston.  
 John T. Myers, barracks, Washington.  
 Albertus W. Catlin, Dixie.  
 William N. McKelvy, Yankee.  
 John H. Russell, barracks, Annapolis.

### RETIRED LIST.

REAR-ADMIRALS.  
 George B. Balch, Baltimore, Md.  
 John H. Upshur, Washington, D. C.  
 Samuel R. Franklin, Washington, D. C.  
 Stephen B. Luce, war college, Newport, R. I.  
 David B. Harmony, Santa Barbara, Cal.  
 Aaron W. Weaver, Washington, D. C.  
 George Brown, Indianapolis, Ind.

John G. Walker, Washington, D. C.  
 Francis M. Ramsay, Washington, D. C.  
 Oscar F. Stanton, New London, Conn.  
 Henry Erben, New York.  
 Thomas O. Selfridge, Washington, D. C.  
 Joseph N. Miller, New York.  
 Edmund O. Matthews, leave abroad.  
 Charles S. Norton, Brooklyn, N. Y.

- John A. Howell, Warrenton, Va.  
 Henry L. Howison, Yonkers, N. Y.  
 Albert Kautz, Amherst, Mass.  
 George C. Remey, Washington, D. C.  
 Norman Von H. Farquhar, Washington, D. C.  
 John C. Watson, Washington, D. C.  
 Winfield S. Schley, Washington, D. C.  
 Silas Casey, Washington, D. C.  
 Bartlett J. Cromwell, Washington, D. C.  
 Francis J. Higginson, New York, N. Y.  
 Frederick Rodgers, president board on changes, navy yard, New York.  
 Louis Kempff, special duty, department commerce and labor.  
 George W. Sumner, Patchogue, L. I.  
 Albert S. Barker, Boston, Mass.  
 Charles E. Clark, Montpelier, Vt.  
 Benjamin F. Day, Glasgow, Va.  
 Alexander H. McCormick, Annapolis, Md.  
 Charles S. Cotton, abroad.  
 Silas W. Terry, Annapolis, Md.  
 Merrill Miller, Berkeley, Cal.  
 John J. Read, Mount Holly, N. J.  
 Mortimer L. Johnson, Portsmouth, N. H.  
 William G. Buehler, Philadelphia, Pa.  
 Henry B. Robeson, Walpole, N. H.  
 Henry Glass, Berkeley, Cal.  
 Phillip H. Cooper, Morristown, N. J.  
 George H. Wadleigh, Dover, N. H.  
 Arent S. Crowninshield, Seal Harbor, Me.  
 Yates Stirling, Richfield Springs, N. Y.  
 William C. Wise, special duty department commerce and labor.  
 Francis A. Cook, Brooklyn, N. Y.  
 Parnell F. Harrington, Jamestown exposition.  
 Nicoll Ludlow, governor naval home.  
 James Entwistle, Paterson, N. J.  
 George W. Melville, Philadelphia, Pa.  
 Colby M. Chester, navy department.  
 Benjamin P. Lambertson, Washington, D. C.  
 French E. Chadwick, Newport, R. I.  
 Bowman H. McCalla, Santa Barbara, Cal.  
 Charles J. Barclay, leave abroad.  
 Nehemiah M. Dyer, Melrose, Mass.  
 Joseph Trilley, San Francisco, Cal.  
 William H. Whiting, Berkeley, Cal.  
 Charles O'Neill, special duty abroad.  
 Theodore F. Jewell, leave abroad.  
 William M. Folger, Windsor, Vt.  
 Cipriano Andrade, Philadelphia, Pa.  
 John Lowe, Washington, D. C.  
 John Schouler, Catskill, Vt.  
 James G. Green, Washington, D. C.  
 George F. F. Wilde, North Easton, Mass.  
 George W. Pigman, Delphi, Ind.  
 John McGowan, leave abroad.  
 Charles H. Rockwell, Chatham, Mass.  
 James M. Forsyth, Philadelphia, Pa.  
 George A. Converse, chief of bureau of navigation.  
 Royal B. Bradford, Washington, D. C.  
 Edwin Longnecker, Wernersville, Pa.  
 George E. Ide, New York, N. Y.  
 Thomas Perry, Port Deposit, Md.  
 George M. Book, San Antonio, Tex.  
 Oscar W. Farenholt, San Francisco, Cal.  
 Edward T. Strong, Albany, N. Y.  
 Eugene W. Watson, leave abroad.  
 John F. Merry, Somerville, Mass.  
 William C. Gibson, Brooklyn, N. Y.  
 Washburn Maynard, Brookline, Mass.  
 Morris R. S. Mackenzie, Morristown, N. J.  
 John J. Hunker, Put-in-Bay, O.  
 Frank Courtis, Washington, D. C.  
 Franklin Hanford, Scottsville, N. Y.  
 Chapman C. Todd, Frankfort, Ky.  
 Henry N. Manney, navy department.  
 Charles T. Hutchins, Greenport, Long Island, New York.  
 Harry Knox, Greenville, O.  
 Charles H. West, Brooklyn, N. Y.  
 Joseph G. Eaton, Boston, Mass.  
 William A. Windsor, New York, N. Y.  
 Henry B. Mansfield, New York, N. Y.  
 Charles R. Roelker, special duty, bureau of fisheries.  
 John D. Ford, inspection duty, bureau s. e. and ord.  
 Frederick M. Symonds, special duty, department commerce and labor.  
 John V. B. Bleecker, leave abroad.  
 Andrew Dunlap, naval station, San Juan, P. R.  
 John A. B. Smith, Brooklyn, N. Y.  
 Edward H. Gheen, leave abroad.  
 Wells L. Field, sen. mem. brd. com. bldgs., naval academy.  
 Alexander B. Bates, Binghamton, N. Y.  
 Harrie Webster, Richmond, Va.  
 Robert W. Milligan, Annapolis, Md.  
 Richard Tuch, Washington, D. C.  
 George W. Baird, Washington, D. C.  
 Francis H. Delano, Portsmouth, N. H.  
 Charles T. Forse, Pittsburg, Pa.  
 James K. Cogswell, Portsmouth, N. H.  
 Frederic Singer, commandant naval station, New Orleans, La.  
 Arthur B. Speyers, New York, N. Y.  
 Ebenezer S. Prime, Huntington, N. Y.  
 Thomas H. Stevens, Washington, D. C.  
 William P. Day, Glasgow, Va.  
 Warner B. Bayley, Washington, D. C.  
 William Everett, Washington, D. C.

## AMERICAN HALL OF FAME.

"The Hall of Fame for Great Americans" is the name of a building on University Heights in New York city, in which are inscribed on bronze tablets the names of famous American men and women. Nominations for the honor are made by the public and are submitted to a committee of 100 eminent citizens. In the case of men fifty-one votes are required, and in the case of women forty-seven. The first balloting took place in October, 1900, when the following were chosen:

George Washington.	Ulysses S. Grant.
Abraham Lincoln.	John Marshall.
Daniel Webster.	Thomas Jefferson.
Benjamin Franklin.	Ralph W. Emerson.

H. W. Longfellow.	John Adams.
Robert Fulton.	Wm. E. Channing.
Washington Irving.	Gilbert Stuart.
Jonathan Edwards.	Asa Gray.
Samuel F. B. Morse.	Chosen in 1905:
David G. Farragut.	John Quincy Adams.
Henry Clay.	Jas. Russell Lowell.
Nath. Hawthorne.	Wm. T. Sherman.
George Peabody.	James Madison.
Robert E. Lee.	John Quincy Adams.
Peter Cooper.	John G. Whittier.
Ell Whitney.	Alex. Hamilton.
John J. Audubon.	Louis Agassiz.
Horace Mann.	John Paul Jones.
Henry W. Beecher.	Mary Lyon.
James Kent.	Emma Willard.
Joseph Story.	Maria Mitchell.

## LIST OF SHIPS OF THE UNITED STATES NAVY.

NOTE—Abbreviations: T. S., twin screw; Tr. S., triple screw; S., screw. Where size of guns is expressed in inches, only main battery is given. Where size is expressed in pounds and under four inches, vessels have only a secondary battery.

## THE FLEET.

## FIRST-CLASS BATTLESHIPS.

NAME.	Displacement.		Length.	Beam.		Maximum draft.		Speed (trial).	Propulsion.	Maximum coal supply.		Steaming radius at 10 knots.	Battery, guns.
	Tons	Ft. In.		Ft. In.	Ft. In.	Knots	Tons			Steamers at 10 knots.			
Alabama.....	11,552	368 0	72 2	23 6	17.01	T. S.	1,275	4,591	4 13-in.,	14 6-in.			
Connecticut.....	16,000	435 0	76 10	24 6	18.00	T. S.	2,200	5,000	4 12-in.,	8 8-in.,	12 7-in.		
Georgia.....	14,948	435 0	76 2	23 9	19.00	T. S.	1,700	3,800	4 12-in.,	8 8-in.,	12 6-in.		
Illinois.....	11,552	368 0	72 2	23 6	17.45	T. S.	1,275	4,250	4 13-in.,	14 6-in.			
Indiana.....	10,288	348 0	69 3	24 0	15.55	T. S.	1,475	4,600	4 13-in.,	8 8-in.,	4 6-in.		
Iowa.....	11,346	360 0	72 2	24 0	17.09	T. S.	1,680	4,500	4 12-in.,	8 8-in.,	6 4-in.		
Kearsarge.....	11,520	368 0	72 2	23 6	16.82	T. S.	1,500	5,316	4 13-in.,	4 8-in.,	14 5-in.		
Kentucky.....	11,520	368 0	72 2	23 6	16.90	T. S.	1,500	5,360	4 13-in.,	4 8-in.,	14 5-in.		
Louisiana.....	16,000	450 0	76 10	24 6	18.82	T. S.	2,200	5,000	4 12-in.,	8 8-in.,	12 7-in.		
Malne.....	12,500	388 0	72 2	23 10	18.00	T. S.	1,875	4,925	4 12-in.,	16 6-in.			
Massachusetts.....	10,288	348 0	69 3	24 0	16.21	T. S.	1,475	4,500	4 13-in.,	8 8-in.,	4 6-in.		
Missouri.....	12,500	388 0	72 2	23 11	18.15	T. S.	1,837	4,900	4 12-in.,	16 6-in.			
New Jersey.....	14,948	435 0	76 2	23 9	19.18	T. S.	2,000	.....	4 12-in.,	8 8-in.,	12 6-in.		
Ohio.....	12,500	388 0	72 2	23 7	17.82	T. S.	2,150	4,900	4 12-in.,	16 6-in.			
Oregon.....	10,288	348 0	69 3	24 0	16.79	T. S.	1,449	5,300	4 13-in.,	8 8-in.,	4 6-in.		
Rhode Island.....	14,948	435 0	76 2	23 9	19.01	T. S.	2,000	.....	4 12-in.,	8 8-in.,	12 6-in.		
Virginia.....	14,948	435 0	76 2	23 9	19.01	T. S.	1,700	.....	4 12-in.,	8 8-in.,	12 6-in.		
Wisconsin.....	11,552	368 0	72 2	23 6	17.17	T. S.	1,245	4,200	4 13-in.,	14 6-in.			

## ARMORED CRUISERS.

Brooklyn.....	9,215	400 6	64 8	24 0	21.91	T. S.	1,350	5,000	8 8-in.,	12 5-in.		
Colorado.....	13,680	502 0	69 6	24 1	22.24	T. S.	1,825	5,000	4 8-in.,	14 6-in.		
Maryland.....	13,680	502 0	69 6	24 1	22.41	T. S.	1,950	5,000	4 8-in.,	14 6-in.		
New York.....	8,150	380 6	64 10	23 3	21.00	T. S.	1,325	4,800	6 8-in.,	12 4-in.		
Pennsylvania.....	13,680	502 0	69 6	24 1	22.44	T. S.	1,825	5,000	4 8-in.,	14 6-in.		
Tennessee.....	14,500	502 0	72 10	25 0	22.00	T. S.	1,950	.....	4 10-in.,	16 6-in.		
Washington.....	14,500	502 0	72 10	25 0	22.00	T. S.	1,950	.....	4 10-in.,	16 6-in.		
West Virginia.....	13,680	502 0	69 6	24 1	22.15	T. S.	1,950	5,000	4 8-in.,	14 6-in.		

## PROTECTED CRUISERS.

Albany.....	3,430	346 0	43 9	16 10	20.50	T. S.	747	4,372	6 6-in.,	4 4 7-in.		
Atlanta.....	3,000	271 3	42 1	16 10	15.60	S.	573	3,594	2 8-in.,	6 6-in.		
Baltimore.....	4,413	327 6	48 7	19 6	20.09	T. S.	1,075	5,300	12 6-in.,	6 14-pdr.		
Boston.....	3,000	271 3	42 1	16 10	15.60	S.	456	3,700	2 8-in.,	6 6-in.		
Charleston.....	9,700	424 0	66 0	22 6	22.04	T. S.	1,500	.....	14 6-in.			
Chattanooga.....	3,200	292 0	44 0	15 9	16.50	T. S.	675	.....	10 5-in.			
Chicago.....	4,500	325 0	48 2	19 0	18.00	T. S.	850	3,806	4 8-in.,	14 5-in.		
Cincinnati.....	3,183	300 0	42 0	18 0	19.00	T. S.	575	4,560	11 5-in.			
Cleveland.....	3,200	292 0	44 0	15 9	16.45	T. S.	703	.....	10 5-in.			
Columbia.....	7,350	411 7	58 2	22 6	22.80	Tr. S.	1,525	6,800	1 8-in.,	2 6-in.,	8 4-in.	
Denver.....	3,200	292 0	44 0	15 9	16.75	T. S.	703	.....	10 5-in.			
Des Moines.....	3,200	292 0	44 0	16 8	16.65	T. S.	700	.....	10 5-in.			
Galveston.....	3,200	292 0	44 0	15 9	16.50	T. S.	700	.....	10 5-in.			
Minneapolis.....	7,350	411 7	58 2	22 6	23.07	Tr. S.	1,400	6,300	1 8-in.,	2 6-in.,	8 4-in.	
Newark.....	4,083	311 5	49 2	18 9	19.00	T. S.	800	4,440	12 6-in.			
New Orleans.....	3,430	346 0	43 9	16 10	20.00	T. S.	767	4,682	6 6-in.,	4 4 7-in.		
Olympia.....	5,865	340 0	53 0	21 6	21.69	T. S.	1,075	4,200	10 5-in.,	4 8-in.		
Raleigh.....	3,183	300 0	42 0	18 0	19.00	T. S.	571	4,560	11 5-in.			
San Francisco.....	4,083	310 0	49 3	18 9	19.52	T. S.	625	4,000	12 6-in.			
St. Louis.....	10,839	424 0	66 0	22 6	22.00	T. S.	1,500	.....	14 6-in.			
Tacoma.....	3,200	292 0	41 1	15 9	16.58	T. S.	675	5,000	10 5-in.			
Topeka.....	2,255	251 0	35 0	17 8	16.00	T. S.	394	3,800	6 4-in.			

## UNPROTECTED CRUISERS.

Detroit.....	2,072	257 0	37 0	14 0	18.70	T. S.	368	3,126	10 5-in.			
Marblehead.....	2,072	257 0	37 0	14 0	18.44	T. S.	335	3,126	10 5-in.			
Montgomery.....	2,072	257 0	37 0	14 0	19.05	T. S.	280	3,126	10 5-in.			

## LIST OF SHIPS OF THE UNITED STATES NAVY.—CONTINUED.

## TORPEDO BOAT DESTROYERS.

NAME.	Displace- ment.		Length.		Beam.	Maximum draught.		Speed (trial).	Propul- sion.	Maximum coal supply.	Steaming radius at 10 knots.	Tor. tubes.		Guns.			
	Tons	Ft. In.	Ft.	In.		Ft.	In.					Knots	Tons				
Bainbridge.....	420	240	6	23	7	6	6	28.45	T.S.	181	.....	2	18-in.	2	3-in.	5	6-pdr.
Barry.....	420	240	6	23	7	6	6	28.13	T.S.	181	.....	2	18-in.	2	3-in.	5	6-pdr.
Chauncey.....	420	240	6	23	7	6	6	28.64	T.S.	181	.....	2	18-in.	2	3-in.	5	6-pdr.
Dale.....	420	240	9	23	7	7	0	28.00	T.S.	174	1,044	2	18-in.	2	3-in.	5	6-pdr.
Decatur.....	420	240	9	23	7	7	0	28.10	T.S.	174	1,044	2	18-in.	2	3-in.	5	6-pdr.
Hopkins.....	408	238	9	24	6	6	0	29.02	T.S.	153	.....	2	18-in.	2	3-in.	5	6-pdr.
Hull.....	408	238	9	24	6	6	0	28.04	T.S.	153	.....	2	15-in.	2	3-in.	5	6-pdr.
Lawrence.....	416	240	7	22	3	6	10	28.41	T.S.	110	.....	2	18-in.	2	3-in.	5	6-pdr.
Macdonough.....	400	240	7	22	3	6	8	28.03	T.S.	110	.....	2	18-in.	2	3-in.	5	6-pdr.
Paul Jones.....	482	240	4	23	6	7	2	28.91	T.S.	202	1,500	2	18-in.	2	3-in.	5	6-pdr.
Perry.....	482	240	4	23	6	7	2	28.32	T.S.	202	1,500	2	18-in.	2	3-in.	5	6-pdr.
Preble.....	482	240	4	23	6	7	2	28.03	T.S.	202	1,500	2	18-in.	2	3-in.	5	6-pdr.
Stewart.....	420	245	0	23	7	6	6	29.69	T.S.	184	.....	2	18-in.	2	3-in.	5	6-pdr.
Truxtun.....	433	248	0	23	3	6	0	29.58	T.S.	177	.....	2	18-in.	2	3-in.	6	6-pdr.
Whipple.....	433	248	0	23	3	6	0	28.24	T.S.	177	.....	2	18-in.	2	3-in.	6	6-pdr.
Worden.....	433	248	0	23	3	6	0	29.85	T.S.	177	.....	2	18-in.	2	3-in.	6	6-pdr.

## COAST-DEFENSE VESSELS.

## SECOND-CLASS BATTLESHIP.

Battery, guns.

Texas.....	6,315	301	4	64	1	22	6	17.08	T.S.	845	2,900	2	12-in.	6	6-in.
------------	-------	-----	---	----	---	----	---	-------	------	-----	-------	---	--------	---	-------

## MONITORS.

Amphitrite.....	3,900	259	3	55	6	14	6	10.50	T.S.	271	1,370	4	10-in.	2	4-in.
Arkansas.....	3,225	252	0	50	0	12	6	12.03	T.S.	344	1,680	2	12-in.	4	4-in.
Florida.....	3,225	252	0	50	0	12	6	12.40	T.S.	355	1,680	2	12-in.	4	4-in.
Mississippi.....	3,900	260	3	55	6	14	6	10.50	T.S.	250	2,580	4	10-in.		
Monadnock.....	3,900	258	6	55	6	14	6	12.00	T.S.	386	2,179	4	10-in.	2	4-in.
Monterey.....	4,084	256	0	59	0	14	10	13.60	T.S.	206	1,430	2	12-in.	2	10-in.
Nevada.....	3,225	252	0	50	0	12	6	13.04	T.S.	338	1,680	2	12-in.	4	4-in.
Puritan.....	6,060	300	3	60	1	18	0	12.40	T.S.	306	1,140	4	12-in.	6	4-in.
Terror.....	3,900	258	8	55	6	14	6	10.50	T.S.	276	1,300	4	10-in.	4	4-in.
Wyoming.....	3,225	252	0	50	0	12	6	11.80	T.S.	381	1,680	2	12-in.	4	4-in.

## TORPEDO BOATS.

At 14 knots. Torpedo tubes.

Bagley.....	175	157	0	17	7	4	11	29.15	T.S.	47	3,000	3	18-in.	Whitehead
Bally.....	280	205	0	19	2	6	10	30.20	T.S.	98	.....	2	18-in.	Whitehead
Barney.....	175	157	0	17	7	4	11	29.04	T.S.	47	3,000	3	18-in.	Whitehead
Biddle.....	175	157	0	17	7	4	11	28.57	T.S.	47	.....	3	18-in.	Whitehead
Blakely.....	196	175	1	17	9	5	11	26.00	T.S.	72	.....	3	18-in.	Whitehead
Cushing.....	105	133	9	14	3	4	10	22.50	T.S.	36	1,092	3	18-in.	Whitehead
Davis.....	154	146	0	15	4	4	7	23.41	T.S.	40	.....	3	18-in.	Whitehead
Dahlgren.....	146	147	0	16	4	5	10	30.09	T.S.	32	.....	2	18-in.	Whitehead
DeLong.....	196	175	1	17	8	5	10	25.52	T.S.	72	.....	3	18-in.	Whitehead
DuPont.....	164	175	1	17	8	4	8	28.58	T.S.	76	.....	3	18-in.	Whitehead
Ericsson.....	120	149	7	15	6	4	8	24.00	T.S.	35	984	3	18-in.	Whitehead
Farragut.....	279	213	6	20	7	6	0	30.13	T.S.	95	.....	2	18-in.	Whitehead
Foote.....	142	160	0	16	0	5	0	24.53	T.S.	44	1,255	3	18-in.	Whitehead
Fox.....	154	146	0	15	4	5	10	23.13	T.S.	40	.....	3	18-in.	Whitehead
Goldborough.....	255	198	0	20	7	6	10	30.00	T.S.	89	.....	2	18-in.	Whitehead
Gwin.....	46	99	6	12	6	3	2	20.88	S.	9	.....	2	18-in.	Whitehead
Mackenzie.....	65	99	3	12	9	4	3	20.11	S.	15	.....	2	15-in.	Whitehead
Manley.....	30	60	8	9	5	4	3	12.00	S.	2	.....			
McKee.....	65	99	3	12	9	2	11	19.82	S.	.....				
Morris.....	105	138	3	15	6	4	0	24.00	T.S.	26	.....	3	18-in.	Whitehead
Nicholson.....	218	175	0	17	0	6	5	25.74	T.S.	57	.....	3	18-in.	Whitehead
O'Brien.....	220	175	0	17	0	6	5	25.00	T.S.	57	.....	3	18-in.	Whitehead
Porter.....	165	175	0	17	8	4	8	28.63	T.S.	76	.....	3	18-in.	Whitehead
Rodgers.....	142	160	0	16	0	5	0	24.49	T.S.	44	1,200	3	18-in.	Whitehead
Rowan.....	210	170	0	17	0	5	11	27.07	T.S.	63	.....	3	18-in.	Whitehead
Shubrick.....	200	175	0	17	6	5	2	26.07	T.S.	79	1,755	3	18-in.	Whitehead
Somers.....	150	149	3	17	6	5	10	17.50	T.S.	37	.....	2	18-in.	Whitehead
Stockton.....	200	175	0	17	6	5	2	25.79	T.S.	79	1,755	3	18-in.	Whitehead
Strlingham.....	310	225	0	22	0	6	6	30.00	T.S.	96	.....	2	18-in.	Whitehead
T. A. M. Craven.....	146	147	0	16	4	4	7	30.00	T.S.	32	.....	2	18-in.	Whitehead
Talbot.....	46	99	6	12	6	3	3	21.15	S.	8	.....	2	18-in.	Whitehead
Thornton.....	200	175	0	17	6	5	2	24.88	T.S.	80	1,755	3	18-in.	Whitehead
Timney.....	165	175	0	17	6	4	8	21.94	T.S.	70	.....	3	18-in.	Whitehead
Wilkes.....	165	175	0	17	7	4	8	25.99	T.S.	65	.....	3	18-in.	Whitehead
Winslow.....	142	160	0	16	0	5	0	24.82	T.S.	44	1,200	3	18-in.	Whitehead

LIST OF SHIPS OF THE UNITED STATES NAVY.—CONTINUED.  
COAST-DEFENSE VESSELS.  
GUNBOATS.

NAME.	Displacement.		Length.		Beam.		Maximum draft.		Speed (trial). Knots	Propulsion.	Maximum coal supply.	Steaming radius at 10 knots.	Battery.
	Tons	Ft. in.	Ft. in.	Ft. in.	Ft. in.	Ft. in.	Tons						
Alert.....	1,110	177 4	32 0	13 0	10.00	S.	197	.....	6 4-in.				
Alvarado.....	106	110 0	15 7	5 6	19.00	S.	16	.....	4 under 4-in.				
Annapolis.....	1,060	168 0	36 0	12 5	13.17	S.	225	5,245	6 4-in.				
Arayat.....	243	115 3	17 10	6 6	10.00	T.S.	33	.....	8 under 4-in.				
Bennington.....	1,710	230 0	36 0	14 0	17.50	T.S.	346	3,443	6 6-in.				
Calamianes.....	173	100 0	17 6	6 9	8.00	T.S.	25	.....	5 under 4-in.				
Callao.....	243	114 4	17 10	6 6	10.00	T.S.	33	.....	7 under 4-in.				
Castine.....	1,177	234 0	32 1	12 0	16.03	T.S.	210	3,480	8 4-in.				
Concord.....	1,710	230 0	36 0	14 0	16.80	T.S.	354	3,443	6 6-in.				
Don Juan de Austria..	1,130	210 0	32 0	12 6	14.00	S.	210	.....	4 5-in.				
Dubuque.....	1,085	174 0	35 0	12 3	12.90	T.S.	246	.....	6 4-in.				
Elcano.....	620	157 11	26 0	10 0	11.00	T.S.	91	.....	7 under 4-in.				
Helena.....	1,392	250 9	40 0	9 0	15.50	T.S.	300	2,370	8 4-in.				
Isla de Cuba.....	1,050	192 10	30 1	11 6	16.00	T.S.	159	2,000	4 4-in.				
Isla de Luzon.....	1,050	192 10	30 1	11 6	16.00	T.S.	159	2,000	4 4-in.				
Leyte.....	171	99 1	17 6	6 9	8.00	T.S.	25	.....	1 6-pdr., 2 1-pdr.				
Machias.....	1,177	204 0	32 1	12 0	15.46	T.S.	261	3,480	8 4-in.				
Manileno.....	1,750	99 9	16 6	13 0	10.00	T.S.	186	.....	5 under 4-in.				
Marjetta.....	1,018	174 0	34 0	12 2	13.02	T.S.	229	3,529	6 4-in.				
Mariveles.....	170	99 9	16 6	6 0	7.00	T.S.	30	.....	5 under 4-in.				
Mindoro.....	170	99 9	16 6	6 0	7.00	T.S.	30	.....	5 under 5-in.				
Nashville.....	1,371	220 0	33 1	11 0	16.30	T.S.	363	3,315	8 4-in.				
Newport.....	1,028	168 0	36 0	12 2	12.29	S.	237	4,904	6 4-in.				
Paducah.....	1,085	174 0	35 0	12 3	12.85	T.S.	246	.....	6 4-in.				
Pampanga.....	243	115 3	17 10	6 6	10.00	T.S.	33	.....	8 under 4-in.				
Panay.....	162	92 8	18 2	6 3	8.00	T.S.	26	.....	5 under 4-in.				
Paragua.....	243	115 3	17 10	6 6	10.00	T.S.	33	.....	8 under 4-in.				
Peoria.....	487	131 0	25 0	10 6	9.00	S.	68	.....	7 under 4-in.				
Petrel.....	892	176 3	31 0	11 6	11.79	S.	193	3,254	4 6-in.				
Princeton.....	1,103	168 0	36 0	12 9	10.64	S.	226	4,904	6 4-in.				
Quiros.....	350	137 9	22 9	7 9	11.00	S.	78	.....	8 under 4-in.				
Ranger.....	1,261	177 4	32 0	13 0	10.00	S.	178	.....	6 4-in.				
Samar.....	243	115 3	17 10	6 6	10.00	T.S.	33	1,000	8 under 4-in.				
Sandoval.....	106	110 0	15 6	5 6	19.00	S.	16	.....	4 under 4-in.				
Vicksburg.....	1,014	168 0	36 0	12 1	12.71	S.	239	4,904	6 4-in.				
Villalobos.....	370	148 0	23 0	7 6	11.00	S.	65	.....	8 under 4-in.				
Wheeling.....	1,029	174 0	34 0	12 3	12.88	T.S.	238	3,374	6 4-in.				
Wilmington.....	1,392	250 9	39 8	9 0	15.08	T.S.	300	2,370	8 4-in.				
Wolverine.....	685	164 11	27 0	9 0	10.50	S.	115	.....	10 under 4-in.				
Yorktown.....	1,740	280 0	36 0	14 2	16.14	S.	381	3,443	6 6-in.				

## WOODEN CRUISERS.

Adams.....	1,400	187 3	35 0	14 10	9.80	S.	141	.....	6 4-in.
Essex.....	1,375	183 0	35 0	14 3	10.40	S.	155	.....	6 4-in.
Hartford.....	2,790	226 0	44 0	13 2	12.00	S.	267	.....	13 5-in.
Mohican.....	1,900	216 0	37 0	16 6	10.65	S.	168	.....	6 4-in.

## ARMED TRANSPORTS.

Buffalo.....	6,000	391 6	43 3	19 5	14.50	S.	1,375	.....	2 5-in., 4 4-in.
Dixie.....	6,114	391 6	43 3	19 11	16.00	S.	1,075	.....	8 5-in.
Panther.....	3,380	312 1	40 8	15 9	13.00	S.	675	.....	6 5 in., 2 4-in.
Prairie.....	6,620	391 6	43 3	20 9	14.50	S.	1,300	.....	8 6-in.
Yankee.....	6,225	391 10	43 4	20 1	12.50	S.	1,175	.....	8 5-in.

## TRANSPORTS.

General Alava.....	1,115	212 6	29 9	11 0	10.50	S.	240	.....	.....
Lawton.....	4,100	321 0	43 2	17 6	.....	S.	495	.....	.....

## SUPPLY SHIPS.

Arethusa.....	6,200	332 0	42 2	18 8	.....	S.	.....	.....	1 6-pdr.
Celtic.....	8,000	371 4	44 0	21 9	10.50	S.	1,170	6,503	2 6-pdr.
Culgoa.....	5,725	334 4	43 0	18 0	13.50	S.	95	8,880	.....
Glacier.....	7,000	353 0	46 1	25 0	12.50	S.	917	5,760	.....
Iris.....	6,100	309 3	39 0	24 0	10.00	S.	340	3,100	.....
Rainbow.....	4,360	326 9	41 1	16 6	12.00	S.	1,339	4,872	6 6-pdr., 6 1-pdr.
Supply.....	4,460	342 7	43 0	19 10	9.56	S.	1,029	8,160	6 6-pdr., 4 1-pdr.

## HOSPITAL SHIPS.

Relief.....	3,000	290 8	46 0	21 0	.....	S.	.....	.....	.....
Solace.....	5,700	361 2	44 0	22 0	15.00	S.	1,000	.....	8 6-pdr.

LIST OF SHIPS OF THE UNITED STATES NAVY.—CONTINUED.  
COAST-DEFENSE VESSELS.  
COLLIERS.

NAME.	Displacement.		Length over all.	Beam.	Extreme draft.		Speed, loaded.	Speed, light.	Bunker capacity.	Cargo capacity.	Battery, guns.
	Tons	Ft. In.			Ft. In.	Ft. In.					
Abarenda.....	4,670	320	0	42	0	23	6	9.00	813	3,400	43-pdr. 4 colts.
Ajax.....	7,500	387	0	46	2	25	3	10.00	500	5,000	16-pdr.
Alexandra.....	6,181	343	3	43	0	23	0	8.75	800	4,200	16-pdr.
Brutus.....	6,600	329	0	41	6	23	6	10.00	547	4,000	16-pdr.
Cæsar.....	5,016	322	0	44	0	21	6	10.00	805	2,800	16-pdr.
Haunbal.....	4,291	275	0	39	3	19	0	9.00	497	2,075	16-pdr.
Justin.....	3,300	277	0	39	0	21	6	8.30	167	2,900	16-pdr.
Lebanon.....	3,375	258	0	37	6	19	0	10.00	189	1,800	
Leonidas.....	4,242	264	3	39	3	19	7	8.50	206	2,200	16-pdr.
Marcellus.....	4,400	285	3	35	0	22	5	11.00	210	2,400	
Nanshan.....	4,950	300	0	39	0	21	3	10.50	400	2,000	16-pdr.
Nero.....	4,925	320	0	41	0	22	11	9.00	300	3,500	16-pdr.
Pompey.....	3,085	245	0	33	6	16	10	10.50	200	1,400	
Saturn.....	6,220	297	1	40	0	22	8	11.00	335	2,400	16-pdr.
Sterling.....	5,663	284	0	37	0	22	8	11.00	510	2,350	16-pdr.

## CONVERTED YACHTS.

NAME.	Displacement.		Length.	Beam.	Maximum draft.		Speed (trial).	Propulsion.	Maximum coal supply.	Steaming radius at 10 knots.	Battery, guns.
	Tons	Ft. In.			Ft. In.	Ft. In.					
Alleen.....	192	120	0	20	0	8	0	14.00	45		
Dorothea.....	594	182	4	23	5	11	5	15.00	75		8 under 4-in.
Eagle.....	434	155	6	24	0	11	6	15.50	68		4 under 4-in.
Elfrida.....	173	102	0	18	0	9	6	10.50	23		
Frolic.....	607	165	0	25	0	10	4	11.00	81		6 under 4-in.
Gloucester.....	786	204	0	27	2	12	0	17.00	120		10 under 4-in.
Hawk.....	375	145	0	22	0	11	6	14.50	70		6 under 4-in.
Hist.....	472	174	0	23	0	9	10	14.50	60		9 under 4-in.
Hornet.....	425	160	0	24	0	11	0	15.00	65		
Huntress.....	82	97	0	16	0	7	3	14.00	17		
Inca.....	120	96	6	16	3	7	0	14.00	25		
Mayflower.....	2,690	273	0	36	0	17	4	16.80	T. S.	525	14 under 4-in.
Oneida.....	150	110	11	18	6	7	6	12.00	S.	20	
Restless.....	158	113	0	16	0	6	6	12.00	S.	12	3 under 4-in.
Scorpion.....	775	212	9	23	1	11	0	17.85	T. S.	133	10 under 4-in.
Shearwater.....	122	108	0	18	0	7	3	12.00	S.	12	
Siren.....	315	123	0	19	2	11	0	13.00	S.	45	5 under 4-in.
Stranger.....	546	173	0	23	9	10	6	14.00	S.	50	
Sylph.....	152	123	8	20	0	7	6	15.00	S.	47	1 under 4-in.
Sylvia.....	302	130	0	18	6	10	0	9.00	S.	60	
Vixen.....	806	182	3	28	0	12	8	16.00	S.	190	8 under 4-in.
Wasp.....	630	180	0	23	0	12	0	16.50	S.	79	6 under 4-in.
Yankton.....	975	185	0	27	6	13	10	14.00	S.	170	4 under 4-in.

## SPECIAL CLASS.

Dolphin.....	1,486	240	0	32	0	14	3	15.50	S.	265	3,180	2 4-in.
Katahdin.....	2,125	250	0	43	5	15	0	16.11	T. S.	193	1,000	4 under 4-in.
Manila.....	1,750	209	3	31	2	13	0	10.00	S.	186	2,636	2 4.7-in.
Pinta.....	550	137	0	26	0	10	0	8.50	S.	111		
Vesuvius.....	929	252	4	26	6	10	7	21.42	T. S.	152	1,800	For training vessel.

## SAILING SHIPS.

NAME.	Displacement.		Length.	Beam.	Draft.	Propulsion.	Rig.	Battery, guns.		
	Tons	Ft. In.							Ft. In.	Ft. In.
Alliance.....	1,375	185	0	35	0	14	3	S1.	Bark.....	6 4-in.
Boxer.....	346	108	0	29	11	9	2	S1.	Brig.....	
Constellation.....	1,970	176	0	42	0	20	0	S1.	Ship.....	14 under 4-in.
Eager.....	275	130	0	29	9	8	9	S1.	Schooner.....	
Montongahela.....	2,100	223	0	38	0	16	6	S1.	Ship.....	6 4-in.
Portsmouth.....	1,125	153	0	38	3	16	6	S1.	Ship.....	
Saratoga.....	1,025	147	0	36	1	16	0	S1.	Ship.....	
Severn.....	1,175	175	0	37	0	16	6	S1.	Ship.....	8 under 4-in.
St. Mary's.....	1,025	150	0	37	6	15	6	S1.	Ship.....	

LIST OF SHIPS OF THE UNITED STATES NAVY.—CONTINUED.  
UNDER CONSTRUCTION AND AUTHORIZED.

NAME.	Displacement.		Beam.	Draft.		Speed.	Propulsion.	Description.	Battery, guns.
	Tons	Ft. In.		Ft. In.	Ft. In.				
Idaho.....	14,465	375 0	77 0	24 8	17.00	T.S.	1st-class battleship	4 12-in., 8 8-in., 8 7-in.	
Kansas.....	17,650	450 0	76 10	24 6	18.00	T.S.	1st-class battleship	4 12-in., 8 8-in., 12 7-in.	
Michigan.....	17,650	450 0	76 10	24 6	18.00	T.S.	1st-class battleship	4 12-in., 8 8-in., 12 7-in.	
Minnesota.....	14,465	375 0	77 0	24 8	17.00	T.S.	1st-class battleship	4 12-in., 8 8-in., 8 7-in.	
Mississippi.....	16,094	435 0	76 2	23 9	19.00	T.S.	1st-class battleship	4 12-in., 8 8-in., 12 6-in.	
Nebraska.....	16,000	450 0	76 10	24 6	18.00	T.S.	1st-class battleship	4 12-in., 8 8-in., 12 7-in.	
New Hampshire.....	14,500	.....	.....	.....	.....	.....	1st-class battleship	.....	
South Carolina.....	17,650	450 0	76 10	24 6	18.00	T.S.	1st-class battleship	4 12-in., 8 8-in., 12 7-in.	
Vermont.....	15,138	502 0	69 6	24 1	22.00	T.S.	Armored cruiser..	4 8-in., 14 6-in.	
California.....	15,980	502 0	72 10	25 0	22.00	T.S.	Armored cruiser..	4 10-in., 16 6-in.	
Montana.....	15,980	502 0	72 10	25 0	22.00	T.S.	Armored cruiser..	4 10-in., 16 6-in.	
North Carolina.....	15,138	502 0	69 6	24 1	22.00	T.S.	Armored cruiser..	4 8-in., 14 6-in.	
South Dakota.....	10,839	424 0	66 0	22 6	22.00	T.S.	Protected cruiser..	14 6-in.	
Milwaukee.....	3,750	.....	.....	.....	.....	.....	Scout cruiser.....	.....	
Chester.....	3,750	.....	.....	.....	.....	.....	Scout cruiser.....	.....	
Birmingham.....	3,750	.....	.....	.....	.....	.....	Scout cruiser.....	.....	
Salem.....	12,585	465 9	60 0	26 0	16.00	T.S.	Fleet collier.....	4 under 4-in.	
Vestal.....	12,500	465 9	60 0	26 0	16.00	T.S.	Fleet collier.....	4 under 4-in.	
Prometheus.....	1,910	173 5	45 7	16 6	.....	Sl.	Training ship.....	6 4-in.	
Gunboat No. 16.....	1,910	176 5	45 7	16 5	.....	Sl.	Training ship.....	6 4-in.	
Cumberland.....	.....	.....	.....	.....	.....	.....	Seagoing tug.....	.....	
Intrepid.....	.....	.....	.....	.....	.....	.....	Seagoing tug.....	.....	
Patapsco.....	.....	.....	.....	.....	.....	T.S.	Submarine.....	.....	
Patuxent.....	.....	.....	.....	.....	.....	T.S.	Submarine.....	.....	
Octopus.....	.....	.....	.....	.....	.....	T.S.	Submarine.....	.....	
Viper.....	.....	.....	.....	.....	.....	T.S.	Submarine.....	.....	
Cuttlefish.....	.....	.....	.....	.....	.....	T.S.	Submarine.....	.....	
Tarantula.....	.....	.....	.....	.....	.....	T.S.	Submarine.....	.....	

## TUGS.

There are attached to the different navy yards and stations forty-one (41) tugs, ranging from 100 to 785 tons displacement and from 70 to 2,000 horse power.

## STATION AND RECEIVING SHIPS.

The Franklin, Hancock, Independence, Lancaster, Pensacola, Philadelphia, Rainbow, Reina Mercedes, Richmond, Sonthery,

Supply and Wabash are attached to the different navy yards and stations.

## UNSERVICEABLE.

The Constitution, Enterprise, Gopher, Granite State, Ionle, Jamestown, Keystone State, Marlon, Nipsic, Omaha, Yautic, are no longer fit for sea service. Some are loaned to the naval militia of different states as practice ships.

## NAVY AND MARINE CORPS PAY TABLE.

	Pay per annum.*		Pay per annum.*
Navy (line).		Marine corps.	
Admiral of the navy.....	\$13,500	Captains (staff).....	\$2,000
Rear-Admirals—		First lieutenants.....	1,500
First nine.....	7,500	Second lieutenants.....	1,400
Second nine.....	5,500	*Or shore duty beyond sea, 10 per cent increase.	
Chiefs of bureaus.....	5,500	Chaplains who have rank of lieutenant,	\$2,800; others according to rank in above
Captains.....	3,500	table; professors of mathematics, \$2,400 to	\$3,500; civil engineers, same as professors;
Judge-advocate general.....	4,500	assistant civil engineers, \$1,500 to \$2,100;	naval constructors, \$3,200 to \$4,200; assist-
Commanders.....	3,000	ant naval constructors, \$2,000; warrant offi-	cers, \$1,200 to \$1,800.
Lieutenant-commanders.....	2,500	Petty officers and chief petty officers get	a salary ranging from \$30 to \$70 per month.
Lieutenants.....	1,800	First-class seamen get \$24 a month; sea-	men gunners, \$26; firemen, first class, \$35;
Lieutenants (junior grade).....	1,500	ordinary seamen, \$19; firemen, second class,	\$30; shipwrights, \$25; apprentice seamen,
Ensigns.....	1,400	\$16; coal passers, \$22.	
Chief boatswains, gunners, carpen-	1,400	The term of enlistment in the United	States navy is four years.
ters, sailmakers.....	950		
Midshipmen at sea.....	500		
Midshipmen at academy.....	.....		
Marine corps.			
Brigadier-general.....	5,500		
Colonels.....	3,500		
Lieutenant-colonels.....	3,000		
Majors.....	2,500		
Captains (line).....	1,800		



## STATES AND TERRITORIES.

The following table gives the capitals, governors, their salaries and terms of office and data regarding the state legislatures.

STATE OR TERRITORY.	Capital.	Governor.	Term Yrs.	Sal-ary.	Term expires.	Next ses-sion leg-islature.	Limit of ses-sion.
Alabama.....	Montgomery...	B. B. Comer, <i>D.</i> .....	4	\$5,000	Jan. 1911	†Jan. 1907	50 days
Alaska Territory	Sitka.....	W. B. Hoggatt, <i>R.</i> .....	4	3,000	June 1908	.....	.....
Arizona Territory	Phoenix.....	J. H. Kibbey, <i>R.</i> .....	4	2,600	July 1906	*Jan. 1907	60 days
Arkansas.....	Little Rock...	John S. Little, <i>D.</i> .....	2	3,500	Jan. 1909	*Jan. 1907	60 days
California.....	Sacramento...	J. N. Gillett, <i>R.</i> .....	4	6,000	Jan. 1911	*Jan. 1907	60 days
Colorado.....	Denver.....	H. A. Buchtel, <i>R.</i> .....	2	5,000	Jan. 1909	*Jan. 1907	90 days
Connecticut.....	Hartford.....	R. S. Woodruff, <i>R.</i> .....	2	4,000	Jan. 1909	*Jan. 1907	None.
Delaware.....	Dover.....	Preston Lea, <i>R.</i> .....	4	2,000	Jan. 1909	*Jan. 1907	None.
Dist. of Columbia.	Washington.....	.....	.....	.....	.....	.....	.....
Florida.....	Tallahassee...	N. B. Broward, <i>D.</i> .....	4	3,500	Jan. 1909	*Apr. 1907	60 days
Georgia.....	Atlanta.....	Hoke Smith, <i>D.</i> .....	2	3,000	June 1909	Nov. 1907	50 days
Guam Colony	Agana.....	T. M. Potts.....	.....	.....	.....	.....	.....
Hawaii.....	Honolulu.....	†George R. Carter, <i>R.</i>	4	5,000	Nov. 1907	Feb. 1907	.....
Idaho.....	Boise City.....	F. R. Gooding, <i>R.</i> .....	2	3,000	Jan. 1909	*Dec. 1907	60 days
Illinois.....	Springfield....	C. S. Deneen, <i>R.</i> .....	4	6,000	Jan. 1909	*Jan. 1907	None.
Indiana.....	Indianapolis...	J. Frank Hanly, <i>R.</i> .....	4	5,000	Jan. 1909	*Jan. 1907	60 days
Iowa.....	Des Moines....	A. B. Cummins, <i>R.</i> .....	2	3,000	Jan. 1909	*Jan. 1908	None.
Indian Territory.	Tahlequah.....	†S. H. Mayes, <i>R.</i> .....	4	1,500	.....	.....	.....
Kansas.....	Topeka.....	Edward W. Hoch, <i>R.</i>	2	3,000	Jan. 1909	*Jan. 1907	40 days
Kentucky.....	Frankfort.....	J. C. W. Beckham, <i>D.</i>	4	6,500	Dec. 1907	*Dec. 1908	60 days
Louisiana.....	Baton Rouge...	N. C. Blanchard, <i>D.</i>	4	5,000	May 1908	*May 1908	60 days
Maine.....	Augusta.....	Wm. T. Cobb, <i>R.</i> .....	2	2,000	Jan. 1909	*Jan. 1907	None.
Maryland.....	Annapolis.....	Edwin Warfield, <i>D.</i>	4	4,500	Jan. 1908	*Jan. 1908	90 days
Massachusetts.	Boston.....	Curtis Guild, Jr., <i>R.</i>	1	8,000	Jan. 1908	Jan. 1907	None.
Michigan.....	Lansing.....	Fred M. Warner, <i>R.</i>	2	4,000	Jan. 1909	*Jan. 1907	None.
Minnesota.....	St. Paul.....	John A. Johnson, <i>D.</i>	2	5,000	Jan. 1909	*Jan. 1907	90 days
Mississippi.	Jackson.....	Jas. K. Vardaman, <i>D.</i>	4	3,500	Jan. 1908	*Jan. 1908	60 days
Missouri.....	Jefferson City	Joseph W. Folk, <i>D.</i>	4	5,000	Jan. 1909	*Jan. 1907	70 days
Montana.....	Helena.....	J. K. Toole, <i>D.</i> .....	4	5,000	Jan. 1909	*Jan. 1907	60 days
Nebraska.....	Lincoln.....	G. L. Sheldon, <i>R.</i> .....	2	2,500	Jan. 1909	*Jan. 1907	60 days
Nevada.....	Carson City...	John Sparks, <i>D.</i> .....	4	4,000	Jan. 1911	*Jan. 1907	60 days
New Hampshire.	Concord.....	C. M. Floyd, <i>R.</i> .....	2	2,000	Jan. 1909	*Jan. 1907	None.
New Jersey.....	Trenton.....	Ed. C. Stokes, <i>R.</i> .....	3	10,000	Jan. 1908	*Jan. 1907	None.
New Mexico Ter.	Santa Fe.....	H. J. Hagerman, <i>R.</i>	4	2,600	Jan. 1910	*Jan. 1907	60 days
New York.....	Albany.....	C. E. Hughes, <i>R.</i> .....	2	10,000	Jan. 1909	Jan. 1907	None.
North Carolina.	Raleigh.....	R. B. Glenn, <i>D.</i> .....	4	3,000	Jan. 1909	*Jan. 1907	60 days
North Dakota...	Bismarck.....	John Burke, <i>D.</i> .....	2	3,000	Jan. 1909	*Jan. 1909	60 days
Ohio.....	Columbus.....	Andrew L. Harris, <i>R.</i>	2	8,000	Jan. 1909	*Jan. 1908	None.
Oklahoma Ter.	Guthrie.....	†Frank Frantz, <i>R.</i> .....	4	2,600	.....	*Jan. 1907	60 days
Oregon.....	Salem.....	G. E. Chamberlain, <i>D.</i>	4	1,500	Jan. 1911	*Jan. 1907	40 days
Pennsylvania.....	Harrisburg....	Edwin S. Stuart, <i>R.</i>	4	10,000	Jan. 1911	*Jan. 1907	None.
Philippines Prot.	Manila.....	†James F. Smith, <i>R.</i>	.....	15,000	.....	.....	.....
Porto Rico Ter.	San Juan.....	†B. Winthrop, <i>R.</i>	4	8,000	Apr. 1908	.....	.....
Rhode Island...	Providence....	J. H. Higgins, <i>D.</i> .....	1	3,000	Jan. 1908	Jan. 1907	None.
South Carolina.	Columbia.....	M. F. Ansel, <i>D.</i> .....	2	3,500	Jan. 1909	Nov. 1907	None.
South Dakota....	Pierre.....	Coe I. Crawford, <i>R.</i>	2	2,500	Jan. 1909	*Jan. 1907	60 days
Tennessee.....	Nashville.....	M. R. Patterson, <i>D.</i>	2	4,000	Jan. 1909	*Jan. 1907	75 days
Texas.....	Austin.....	T. M. Campbell, <i>D.</i>	2	4,000	Jan. 1909	*Jan. 1907	90 days
Utah.....	Salt Lake City	John Cutler, <i>R.</i> .....	4	2,000	Jan. 1909	*Jan. 1907	60 days
Vermont.....	Montpelier....	F. D. Proctor, <i>R.</i> .....	2	1,500	Oct. 1908	*Oct. 1908	None.
Virginia.....	Richmond.....	C. A. Swanson, <i>D.</i> .....	4	5,000	Jan. 1910	*Dec. 1907	90 days
Washington.....	Olympia.....	Albert E. Meade, <i>R.</i>	4	4,000	Jan. 1909	*Jan. 1907	60 days
West Virginia...	Charleston...	W. M. O. Dawson, <i>R.</i>	4	2,700	Mar. 1909	*Jan. 1907	45 days
Wisconsin.....	Madison.....	J. O. Davidson, <i>R.</i> .....	2	5,000	Jan. 1909	*Jan. 1907	None.
Wyoming.....	Cheyenne.....	B. B. Brooks, <i>R.</i> .....	4	2,500	Jan. 1911	*Jan. 1907	40 days

Republican governors of states, 25; democratic governors, 20.

\*Biennial sessions. †Appointed by the president. ‡Quadrennial sessions.

## STATES AND TERRITORIES.

The following table gives valuable historical data as to the states and territories, their area, population and electoral vote.

STATE OR TERRITORY.	Admitted to the union.	Population, 1900.	Area, Sq. M.	Settled at	Date	By whom.	Rep. in cong.	Electoral vote.
Alabama.....	Dec. 14, 1819..	1,828,697	52,250	Mobile.....	1702	French.....	9	11
Alaska Ter.....	†July 7, 1868..	63,592	577,390	Sitka.....	1801	Russians.....	†1	.....
Arizona Ter.....	†Feb. 24, 1843..	122,931	113,020	Tucson.....	1580	Spaniards.....	†1	.....
Arkansas.....	June 15, 1836..	1,311,564	53,850	Ark'nsas Post	1685	French.....	7	9
California.....	Sept. 9, 1850..	1,485,053	158,360	San Diego.....	1769	Spaniards.....	8	10
Colorado.....	Aug. 1, 1876..	539,700	103,925	Near Denver..	1858	Americans....	3	5
Connecticut.....	*Jan. 9, 1788..	908,420	4,900	Windsor.....	1635	Puritans.....	5	7
Delaware.....	*Dec. 7, 1787..	184,735	2,050	Cape Henlo- pen.....	1627	Swedes.....	1	3
Dist. of Colum'bia	†July 16, 1790..	278,718	70	.....	1600	English.....	.....	.....
Florida.....	March 3, 1845..	528,542	58,680	St. Augustine	1545	Spaniards.....	3	5
Georgia.....	*Jan. 2, 1788..	2,216,331	59,475	Savannah....	1733	English.....	11	13
Guam Colony.....	*Aug. 12, 1898..	8,661	150	Agana.....	.....	Spaniards.....	.....	.....
Hawaii Ter.....	†April 30, 1900..	154,001	6,740	.....	.....	.....	†1	.....
Idaho.....	July 3, 1890..	161,772	84,800	Coeur d'Alene	1842	Americans....	1	3
Illinois.....	Dec. 3, 1818..	4,821,550	56,650	Kaskaskia....	1720	French.....	25	27
Indiana.....	Dec. 11, 1816..	2,516,462	36,350	Vincennes....	1790	.....	13	15
Iowa.....	March 3, 1845..	2,231,853	56,025	Burlington....	1788	French.....	11	13
Indian Ter.....	.....	392,060	31,400	.....	1832	.....	.....	.....
Kansas.....	Jan. 29, 1861..	1,470,496	82,080	.....	1831	Americans....	8	10
Kentucky.....	Feb. 4, 1792..	2,147,174	40,400	Lexington....	1765	From Va.....	11	13
Louisiana.....	April 8, 1812..	1,381,625	48,720	Iberville.....	1699	French.....	7	9
Maine.....	March 3, 1820..	694,466	33,040	Bristol.....	1624	English.....	4	6
Maryland.....	*April 28, 1788..	1,188,044	12,210	St. Mary's....	1634	English.....	6	8
Massachusetts..	*Feb. 6, 1788..	2,805,346	8,315	Plymouth....	1620	Puritans.....	14	16
Michigan.....	Jan. 26, 1837..	2,420,982	58,915	Near Detroit..	1650	French.....	12	14
Minnesota.....	May 11, 1858..	1,751,394	83,365	St. Peter's R..	1805	Americans....	9	11
Mississippi.....	Dec. 10, 1817..	1,551,270	46,810	Natchez.....	1716	From S. C....	8	10
Missouri.....	March 2, 1820..	3,106,665	69,415	St. Louis.....	1764	French.....	16	18
Montana.....	Nov. 8, 1889..	243,329	146,080	.....	1809	Americans....	1	3
Nebraska.....	March 1, 1867..	1,066,300	77,510	Bellevue.....	1847	Americans....	6	8
Nevada.....	Oct. 13, 1864..	42,335	110,700	Genoa.....	1850	Americans....	1	3
New Hampshire..	*June 21, 1783..	411,588	9,305	Dover and Portsmouth	1623	Puritans.....	2	4
New Jersey.....	*Dec. 18, 1787..	1,883,669	7,815	Bergen.....	1620	Swedes.....	10	12
New Mexico Ter	†Sept. 9, 1850..	195,310	122,580	Santa Fe.....	1537	Spaniards.....	†1	.....
New York.....	*July 26, 1788..	7,268,894	49,170	Manhattan Id	1614	Dutch.....	34	39
North Carolina..	*May 23, 1785..	1,893,810	52,250	Albemarle....	1650	English.....	10	12
North Dakota..	Nov. 2, 1889..	819,146	70,795	Pembina.....	1780	French.....	2	4
Ohio.....	Nov. 29, 1802..	4,157,545	41,060	Marietta.....	1788	Americans....	21	23
Oklahoma Ter..	†May 2, 1890..	398,331	39,030	.....	1889	Americans....	†1	.....
Oregon.....	Feb. 14, 1859..	413,356	96,030	Astoria.....	1810	Americans....	2	4
Pennsylvania....	*Dec. 12, 1787..	6,302,115	45,215	Delaware R..	1682	English.....	32	34
Philippine Prot.	*Nov. 28, 1898..	7,000,000	114,000	Manila.....	1570	Spaniards.....	.....	.....
Porto Rico Ter..	*Aug. 12, 1898..	957,679	3,600	Caparra.....	1510	Spaniards.....	.....	.....
Rhode Island....	*May 29, 1790..	428,556	1,250	Providence....	1636	English.....	2	4
South Carolina..	*May 23, 1788..	1,840,316	30,570	Port Royal... .....	1670	Huguenots... .....	7	9
South Dakota... Tennessee.....	Nov. 2, 1889.. June 1, 1796..	401,570 2,020,616	77,650 42,050	Siox Falls... Ft. London... .....	1856 1757 .....	Americans.... English..... .....	2 10	4 12
Texas.....	Dec. 29, 1845..	3,048,710	265,780	Matagorda B.	1686	French.....	16	18
Utah.....	Jan. 4, 1846..	276,749	84,970	Salt Lake City	1847	Americans....	1	3
Vermont.....	Feb. 18, 1791..	343,641	9,565	Ft. Dummer..	1764	English.....	2	4
Virginia.....	*June 20, 1788..	1,854,184	42,450	Jamestown... .....	1607 1811	English..... Americans....	10 3	12 5
Washington.....	Nov. 11, 1889..	618,103	69,180	Astoria.....	1811	Americans....	3	5
West Virginia..	Dec. 31, 1862..	958,800	24,780	Wheeling....	1774	English.....	5	7
Wisconsin.....	May 29, 1848..	2,068,042	36,040	Green Bay....	1670	French.....	11	13
Wyoming.....	July 11, 1890..	92,531	97,890	Ft. Laramie..	1834	Americans....	1	3

\*Ratified the constitution. †Organized as territory. ‡Delegate. ¶Signing of protocol relinquishing sovereignty. \*Yielding sovereignty. †Commissioner.

Note—Oklahoma and Indian Territory were admitted as the state of Oklahoma in 1906, but the transaction had not been completed at the close of the year. The new state will have seven representatives in congress and nine electoral votes.

Historians do not all agree as to some of the dates in the above table. The dates given are from the statistical abstract of the United States published by the government, and are well supported in all disputed cases.

*Fifty-Ninth Congress.*

From March 4, 1905, to March 3, 1907.

**SENATE.**

Republicans, 57; democrats, 33. Compensation of senators, \$5,000.

<b>ALABAMA.</b>		<b>NEBRASKA.</b>	
John T. Morgan, Dem.....	Selma..1907	Joseph H. Millard, Rep.....	Omaha..1907
Edmund W. Pettus, Dem.....	Selma..1909	Elmer J. Burkett, Rep.....	Lincoln..1911
<b>ARKANSAS.</b>		<b>NEVADA.</b>	
James H. Berry, Dem.....	Bentonville..1907	Francis G. Newlands, Dem.....	Reno..1909
James P. Clarke, Dem.....	Little Rock..1909	George S. Nixon, Rep.....	Winnemucca..1911
<b>CALIFORNIA.</b>		<b>NEW HAMPSHIRE.</b>	
George C. Perkins, Rep.....	Oakland..1909	Henry E. Burnham, Rep.....	Manchester..1907
Frank P. Flint, Rep.....	Los Angeles..1911	Jacob H. Gallinger, Rep.....	Concord..1909
<b>COLORADO.</b>		<b>NEW JERSEY.</b>	
Thomas M. Patterson, Dem....	Denver..1907	John F. Dryden, Rep.....	Newark..1907
Henry M. Teller, Dem.....	Central City..1909	John Kean, Rep.....	Ursino..1911
<b>CONNECTICUT.</b>		<b>NEW YORK.</b>	
Frank D. Brandegee, Rep.....	New London..1909	Thomas C. Platt, Rep.....	Owego..1909
Morgan G. Bulkeley, Rep.....	Hartford..1911	Chauncey Depew, Rep.....	New York..1911
<b>DELAWARE.</b>		<b>NORTH CAROLINA.</b>	
James F. Allee, Rep.....	Dover..1907	Furnfold M. Simmons, Dem....	Raleigh..1907
Henry A. Du Pont, Rep.....	Winterthur..1911	Lee S. Overman, Dem.....	Salisbury..1909
<b>FLORIDA.</b>		<b>NORTH DAKOTA.</b>	
Jas. P. Tallaferra, Dem.....	Jacksonville..1911	Henry C. Hansbrough, Rep....	Devil's Lake..1909
Stephen R. Mallory, Dem.....	Pensacola..1909	Porter J. McCumber, Rep....	Wahpeton..1911
<b>GEORGIA.</b>		<b>OHIO.</b>	
Augustus O. Bacon, Dem.....	Macon..1907	Joseph B. Foraker, Rep....	Cincinnati..1909
Alexander S. Clay, Dem.....	Marietta..1909	Charles Dick, Rep.....	Akron..1911
<b>IDAHO.</b>		<b>OREGON.</b>	
Frederick T. Dubois, Dem....	Blackfoot..1907	John M. Gearin, Dem.....	Portland..1907
Weldon B. Heyburn, Rep.....	Wallace..1909	Charles W. Fulton, Rep.....	Astoria..1909
<b>ILLINOIS.</b>		<b>PENNSYLVANIA.</b>	
Shelby M. Cullom, Rep.....	Springfield..1907	Boles Penrose, Rep.....	Philadelphia..1909
Albert J. Hopkins, Rep.....	Aurora..1909	Philander C. Knox, Rep.....	Pittsburg..1911
<b>INDIANA.</b>		<b>RHODE ISLAND.</b>	
Albert J. Beveridge, Rep....	Indianapolis..1911	George P. Wetmore, Rep....	Newport..1907
Jas. A. Hemenway, Rep.....	Boonville..1909	Nelson W. Aldrich, Rep.....	Providence..1911
<b>IOWA.</b>		<b>SOUTH CAROLINA.</b>	
William B. Allison, Rep.....	Dubuque..1909	Benjamin R. Tillman, Dem....	Trenton..1907
Jonathan P. Dolliver, Rep....	Ft. Dodge..1907	Asbury C. Latimer, Dem.....	Belton..1909
<b>KANSAS.</b>		<b>SOUTH DAKOTA.</b>	
A. W. Benson, Rep.....	Ottawa..1907	Robert J. Gamble, Rep.....	Yankton..1907
Chester I. Long, Rep.....	Medicine Lodge..1909	Alfred B. Kittredge, Rep....	Sioux Falls..1909
<b>KENTUCKY.</b>		<b>TENNESSEE.</b>	
J. C. S. Blackburn, Dem.....	Versailles..1907	Edward W. Carmack, Dem....	Memphis..1907
James B. McCreary, Dem.....	Richmond..1909	James B. Frazier, Dem.....	Nashville..1911
<b>LOUISIANA.</b>		<b>TEXAS.</b>	
Murphy J. Foster, Dem.....	Franklin..1907	Joseph W. Bailey, Dem....	Gainesville..1909
Samuel D. McEnery, Dem....	New Orleans..1909	Charles A. Culberson, Dem....	Dallas..1911
<b>MAINE.</b>		<b>UTAH.</b>	
William P. Frye, Rep.....	Lewiston..1907	Reed Smoot, Rep.....	Provo..1909
Eugene Hale, Rep.....	Ellsworth..1911	Geo. Sutherland, Rep....	Salt Lake City..1911
<b>MARYLAND.</b>		<b>VERMONT.</b>	
William P. Whyte, Dem.....	Baltimore..1909	Wm. P. Dillingham, Rep....	Montpeller..1909
Isador Rayner, Dem.....	Baltimore..1911	Redfield Proctor, Rep.....	Proctor..1911
<b>MASSACHUSETTS.</b>		<b>VIRGINIA.</b>	
Winthrop M. Crane, Rep.....	Dalton..1907	Thomas S. Martin, Dem....	Scottsville..1907
Henry Cabot Lodge, Rep.....	Nahant..1911	John W. Daniel, Dem.....	Lynchburg..1911
<b>MICHIGAN.</b>		<b>WASHINGTON.</b>	
Russell A. Alger, Rep.....	Detroit..1907	Levi Ankeny, Rep.....	Walla Walla..1909
Julius C. Burrows, Rep.....	Kalamazoo..1911	Samuel H. Piles, Rep.....	Seattle..1911
<b>MINNESOTA.</b>		<b>WEST VIRGINIA.</b>	
Knute Nelson, Rep.....	Alexandria..1907	Stephen B. Elkins, Rep.....	Elkins..1907
Moses E. Clapp, Rep.....	St. Paul..1911	Nathan B. Scott, Rep.....	Wheeling..1911
<b>MISSISSIPPI.</b>		<b>WISCONSIN.</b>	
Anselm J. McLaurin, Dem....	Brandon..1913	John C. Spooner, Rep.....	Madison..1909
H. De Soto Money, Dem.....	Carrollton..1911	Robert M. LaFollette, Rep....	Madison..1911
<b>MISSOURI.</b>		<b>WYOMING.</b>	
William J. Stone, Dem.....	St. Louis..1909	Francis E. Warren, Rep....	Cheyenne..1907
William Warner, Rep.....	Kansas City..1911	Clarence D. Clark, Rep....	Evanston..1911
<b>MONTANA.</b>			
William A. Clark, Dem.....	Butte..1907		
Thomas H. Carter, Rep.....	Helena..1911		

## HOUSE OF REPRESENTATIVES.

Republicans, 251; democrats, 135; whole number, 386. Those marked \* served in the 58th congress. †At large. Compensation of representatives, \$5,000; of speaker, \$8,000.

## ALABAMA.

- George W. Taylor,\* Dem.....Demopolis
- Arlosto A. Wiley,\* Dem.....Montgomery
- Henry D. Clayton,\* Dem.....Eufaula
- Sydney J. Bowie,\* Dem.....Anniston
- J. T. Heflin, Dem.....Lafayette
- John H. Bankhead,\* Dem.....Fayette
- John L. Burnett,\* Dem.....Gadsden
- William Richardson,\* Dem.....Huntsville
- O. W. Underwood,\* Dem.....Birmingham

## ARKANSAS.

- R. Bruce Macon,\* Dem.....Helena
- Stephen Brundidge, Jr.\* Dem.....Searcey
- J. C. Floyd, Dem.....Yellville
- John S. Little,\* Dem.....Greenwood
- Charles C. Reid,\* Dem.....Morrilton
- Joe T. Robinson,\* Dem.....Lonoke
- Robert M. Wallace,\* Dem.....Magnolia

## CALIFORNIA.

- James N. Gillett,\* Rep.....Eureka
- D. E. McKinlay, Rep.....Santa Rosa
- Joseph R. Knowland, Rep.....Alameda
- Julius Kahn, Rep.....San Francisco
- E. A. Hayes, Rep.....San Jose
- James C. Needham,\* Rep.....Modesto
- James McLachlan,\* Rep.....Pasadena
- S. C. Smith, Rep.....Bakersfield

## COLORADO.

- Franklin E. Brooks,† Rep.Colo. Springs  
 1. R. W. Bonyne, Rep.....Denver  
 2. H. M. Hogg,\* Rep.....Telluride

## CONNECTICUT.

- George L. Lilley,\*† Rep.....Waterbury  
 1. E. Stevens Henry,\* Rep.....Rockville  
 2. N. D. Sperry,\* Rep.....New Haven  
 3. Edwin W. Higgins, Rep.....Norwich  
 4. Ebenezer J. Hill,\* Rep.....Norwalk

## DELAWARE.

- Hiram R. Burton,† Rep.....Lewes

## FLORIDA.

- S. M. Sparkman,\* Dem.....Tampa
- Frank Clark, Dem.....Lake City
- William B. Lamar,\* Dem.....Tallahassee

## GEORGIA.

- Rufus E. Lester,\* Dem.....Savannah
- James M. Griggs,\* Dem.....Dawson
- Elijah B. Lewis,\* Dem.....Montezuma
- William C. Adamson,\* Dem.....Carrollton
- L. F. Livingston,\* Dem.....Covington
- Charles L. Bartlett,\* Dem.....Macon
- Gordon Lee, Dem.....Chickamauga
- William M. Howard,\* Dem.....Lexington
- Thomas M. Bell, Dem.....Gainesville
- T. W. Hardwick,\* Dem.....Sandersville
- William G. Brantley,\* Dem.....Brunswick

## IDAHO.

- Burton L. French,† Rep.....Moscow

## ILLINOIS.

- Martin B. Madden, Rep.....Chicago
- James R. Mann,\* Rep.....Chicago
- William W. Wilson,\* Rep.....Chicago
- Charles S. Wharton, Rep.....Chicago
- Antony Michalek, Rep.....Chicago
- William Lorimer,\* Rep.....Chicago
- Phillip Knopf,\* Rep.....Chicago
- Charles McGavin, Rep.....Chicago
- Henry S. Boutell,\* Rep.....Chicago
- George E. Foss,\* Rep.....Chicago
- Howard M. Snapp,\* Rep.....Joliet
- Charles E. Fuller,\* Rep.....Belvidere
- Robert R. Hitt,\* Rep.....Mt. Morris

- James McKinley, Rep.....Aledo
- George W. Prince,\* Rep.....Galesburg
- Joseph V. Graf,\* Rep.....Peoria
- John A. Sterling,\* Rep.....Bloomington
- Joseph G. Cannon,\* Rep.....Danville
- William B. McKinley, Rep.....Champaign
- Henry T. Rainey,\* Dem.....Carrollton
- Zeno J. Rives, Rep.....Litchfield
- William A. Rodenburg,\* Rep.E. St. Louis
- Frank L. Dickson, Rep.....Ramsey
- Pleasant T. Chapman, Rep.....Vienna
- George W. Smith,\* Rep.....Murphysboro

## INDIANA.

- James H. Foster, Rep.....Evansville
- John C. Chaney, Rep.....Sullivan
- William T. Zenor,\* Dem.....Corydon
- L. W. Dixon, Dem.....North Vernon
- Elias S. Holliday,\* Rep.....Brazil
- James E. Watson,\* Rep.....Rushville
- Jesse Overstreet,\* Rep.....Indianapolis
- George W. Cromer,\* Rep.....Muncie
- Charles B. Landis,\* Rep.....Delphi
- E. D. Crumpaeker,\* Rep.....Valparaiso
- Frederick Landis,\* Rep.....Logansport
- Newton W. Gilbert, Rep.....Fort Wayne
- Abraham L. Brick,\* Rep.....South Bend

## IOWA.

- Thomas Hedge,\* Rep.....Burlington
- A. F. Dawson, Rep.....Preston
- B. P. Birdsall,\* Rep.....Clarion
- Gilbert N. Haugen,\* Rep.....Northwood
- Robert G. Cousins,\* Rep.....Tipton
- John F. Lacey,\* Rep.....Oskaloosa
- John A. T. Hull,\* Rep.....Des Moines
- William P. Hepburn,\* Rep.....Clarinda
- Walter I. Smith,\* Rep.....Council Bluffs
- James P. Conner,\* Rep.....Denison
- E. H. Hubbard, Rep.....Sioux City

## KANSAS.

- Charles F. Scott,\*† Rep.....Iola  
 1. Charles Curtis,\* Rep.....Topeka  
 2. Justin D. Bowersock,\* Rep.....Lawrence  
 3. P. P. Campbell,\* Rep.....Pittsburg  
 4. James M. Miller,\* Rep.....Council Grove  
 5. Wm. A. Calderhead,\* Rep.....Marysville  
 6. William A. Reeder,\* Rep.....Logan  
 7. Victor Murdock,\* Rep.....Wichita

## KENTUCKY.

- Ollie M. James,\* Dem.....Marion
- A. O. Stanley,\* Dem.....Hedzerson
- William H. Jones, Rep.....Glasgow
- David H. Smith,\* Dem.....Hodgenville
- Swager Sherley,\* Dem.....Louisville
- J. L. Rhinok, Dem.....Covington
- South Trimble,\* Dem.....Frankfort
- George G. Gilbert,\* Dem.....Shelbyville
- J. B. Bennett, Rep.....Greenvu
- Frank A. Hopkins,\* Dem.....Prestonburg
- D. C. Edwards, Rep.....London

## LOUISIANA.

- Adolph Meyer,\* Dem.....New Orleans
- Robert C. Davey,\* Dem.....New Orleans
- Robert F. Brossard,\* Dem.....New Iberia
- Phanor Breazeale, Dem.....Natchitoches
- J. E. Ransdell,\* Dem.....Lake Providence
- S. M. Robertson,\* Dem.....Baton Rouge
- A. P. Fujo,\* Dem.....Lake Charles

## MAINE.

- Amos L. Allen,\* Rep.....Alfred
- Charles E. Littlefield,\* Rep.....Rockland
- Edwin C. Burleigh,\* Rep.....Augusta
- Llewellyn Powers,\* Rep.....Houston

MARYLAND.

1. Thomas A. Smith, Dem.....Ridgeley
2. J. C. F. Talbot,\* Dem.....Townson
3. Frank C. Wachter,\* Rep.....Baltimore
4. John Gill, Jr., Dem.....Baltimore
5. Sydney E. Mudd,\* Rep.....LaPlata
6. George A. Pearce,\* Rep.....Cumberland

MASSACHUSETTS.

1. George P. Lawrence,\* Rep.North Adams
2. Frank H. Gillett,\* Rep.....Springfield
3. Vacancy.
4. Charles Q. Tirrell,\* Rep.....Natick
5. Butler Ames,\* Rep.....Lowell
6. Augustus P. Gardner,\* Rep.....Hamilton
7. Ernest W. Roberts,\* Rep.....Chelsea
8. Samuel W. McCall,\* Rep.....Winchester
9. John A. Kellher,\* Dem.....Boston
10. William S. McNary,\* Dem.....Boston
11. John A. Sullivan,\* Dem.....Boston
12. John W. Weeks,\* Rep.....Newton
13. William S. Greene,\* Rep.....Fall River
14. William C. Lovering,\* Rep.....Taunton

MICHIGAN.

1. Edwin Denby, Rep.....Detroit
2. C. E. Townsend,\* Rep.....Jackson
3. Washington Gardner,\* Rep.....Albion
4. Edward L. Hamilton,\* Rep.....Niles
5. Wm. Alden Smith,\* Rep.....Grand Rapids
6. Samuel W. Smith,\* Rep.....Pontiac
7. Henry McMorran,\* Rep.....Port Huron
8. Joseph W. Fordney,\* Rep.....Saginaw
9. Roswell P. Bishop,\* Rep.....Ludington
10. George A. Loud,\* Rep.....Au Sable
11. A. B. Darragh,\* Rep.....St. Louis
12. H. Olin Young,\* Rep.....Ishpeming

MINNESOTA.

1. James A. Tawney,\* Rep.....Winona
2. James T. McCleary,\* Rep.....Mankato
3. C. R. Davis,\* Rep.....St. Peter
4. Fred C. Stevens,\* Rep.....St. Paul
5. Loren Fletcher, Rep.....Minneapolis
6. C. B. Buckman,\* Rep.....Little Falls
7. A. J. Volstead,\* Rep.....Granite Falls
8. J. Adam Bede,\* Rep.....Pine City
9. Halvor Steenerson,\* Rep.....Crookston

MISSISSIPPI.

1. Ezekiel S. Candler, Jr.,\* Dem...Corinth
2. Thomas Spight,\* Dem.....Hixley
3. B. G. Humphreys,\* Dem.....Greenville
4. W. S. Hill,\* Dem.....Winona
5. Adam Byrd,\* Dem.....Philadelphia
6. E. J. Bowers,\* Dem.....Bay St. Louis
7. Frank A. McLain,\* Dem.....Gloster
8. John S. Williams,\* Dem.....Yazoo

MISSOURI.

1. James T. Lloyd,\* Dem.....Shelbyville
2. William W. Rucker,\* Dem.....Keytesville
3. Frank B. Keppler, Rep.....Kingston
4. Frank B. Fulkerson, Rep.....St. Joseph
5. Edgar C. Ellis, Rep.....Kansas City
6. D. A. DeArmond,\* Dem.....Butler
7. John Welborn, Rep.....Lexington
8. D. W. Shackelford,\* Dem.Jefferson City
9. Champ Clark,\* Dem.....Bowling Green
10. Richard Bartholdt,\* Rep.....St. Louis
11. John T. Hunt,\* Dem.....St. Louis
12. E. E. Wood, Dem.....St. Louis
13. Marion E. Rhodes, Rep.....Potosi
14. William T. Tindall, Rep.....Sparta
15. C. M. Shartel, Rep.....Neosho
16. Arthur P. Murphy, Rep.....Crocker

MONTANA.

Joseph M. Dixon,\*† Rep.....Missoula

NEBRASKA.

1. Ernest M. Pollard, Rep.....Nehawka
2. J. L. Kennedy, Rep.....Omaha
3. J. J. McCarthy,\* Rep.....Ponca
4. E. H. Hinshaw,\* Rep.....Fairbury
5. George W. Norris,\* Rep.....McCook
6. M. P. Kinkaid,\* Rep.....O'Neill

NEVADA.

C. D. Van Duzer,\*† Dem.....Tonopah  
NEW HAMPSHIRE.

1. Cyrus A. Sulloway,\* Rep.....Manchester
2. Frank D. Currier,\* Rep.....Canaan

NEW JERSEY.

1. H. C. Loudenslager,\* Rep.....Paulsboro
2. John J. Gardner, Rep.....Atlantic City
3. Benj. F. Howell,\* Rep.....New Brunswick
4. Ira W. Wood, Rep.....Trenton
5. Charles N. Fowler,\* Rep.....Elizabeth
6. Henry C. Allen, Rep.....Paterson
7. R. Wayne Parker,\* Rep.....Newark
8. William H. Wiley,\* Rep.....East Orange
9. Marshall Van Winkle, Rep.....Jersey City
10. Allan L. McDermott,\* Dem.....Jersey City

NEW YORK.

1. W. W. Cocks, Rep.....Old Westbury
2. George H. Lindsay,\* Dem.....Brooklyn
3. Charles T. Dunwell,\* Rep.....Brooklyn
4. Charles B. Law, Rep.....Brooklyn
5. George E. Waldo, Rep.....Brooklyn
6. W. M. Calder, Rep.....Brooklyn
7. John J. Fitzgerald,\* Dem.....New York
8. T. D. Sullivan,\* Dem.....New York
9. Henry M. Goldfogle,\* Dem.....New York
10. William Sulzer,\* Dem.....New York
11. William R. Hearst,\* Dem.....New York
12. W. Bourke Cockran,\* Dem.....New York
13. Herbert Parsons, Rep.....New York
14. C. A. Towne, Dem.....New York
15. J. Van V. Olcott, Rep.....New York
16. Jacob Ruppert, Jr., Dem.....New York
17. William S. Bennett, Rep.....New York
18. Joseph A. Goulden,\* Dem.....New York
19. John E. Andrus, Rep.....Yonkers
20. Thomas W. Bradley,\* Rep.....Walden
21. Vacancy.
22. William H. Draper,\* Rep.....Troy
23. George N. Southwick,\* Rep.....Albany
24. F. J. Lefevre, Rep.....New Paltz
25. Lucius N. Littaner,\* Rep.....Gloversville
26. William H. Flack,\* Rep.....Malone
27. James S. Sherman,\* Rep.....Utica
28. Charles L. Knapp,\* Rep.....Lowville
29. Michael E. Driscoll,\* Rep.....Syracuse
30. John W. Dwight,\* Rep.....Dryden
31. Serno E. Payne,\* Rep.....Auburn
32. James B. Perkins,\* Rep.....Rochester
33. J. Sloat Fassett, Rep.....Elmira
34. James W. Wadsworth,\* Rep.....Geneseo
35. William H. Ryan,\* Dem.....Buffalo
36. De Alva S. Alexander,\* Rep.....Buffalo
37. Edward B. Vreeland,\* Rep.....Salamanca

NORTH CAROLINA.

1. John H. Small,\* Dem.....Washington
2. Claude Kitchin,\* Dem.....Scotland Neck
3. Charles R. Thomas,\* Dem.....New Bern
4. Edward W. Pou,\* Dem.....Smithfield
5. William W. Kitchin,\* Dem.....Roxboro
6. G. B. Patterson,\* Dem.....Maxton
7. Robert N. Page,\* Dem.....Bisbee
8. E. S. Blackburn, Rep.....Wilkesboro
9. E. Y. Webb, Dem.....Shelby
10. James M. Gudger, Jr., Dem.....Asheville

NORTH DAKOTA.

Thomas F. Marshall,\*† Rep.....Oakes  
A. J. Gronna,\*† Rep.....Lakota

OHIO.

1. Nicholas Longworth,\* Rep.....Cincinnati
2. Herman P. Goebel,\* Rep.....Cincinnati
3. Robert M. Nevins,\* Rep.....Dayton
4. Harvey C. Garber,\* Dem.....Greenville
5. W. W. Campbell, Rep.....Napoleon
6. T. E. Scroggy, Rep.....Xenia
7. Warren Keifer, Rep.....Springfield
8. Ralph D. Cole, Rep.....Findlay
9. James H. Southard,\* Rep.....Toledo
10. Henry T. Bannon, Rep.....Portsmouth
11. Charles H. Grosvenor,\* Rep.....Athens
12. E. L. Taylor, Jr., Rep.....Columbus

13. G. E. Mouser, Rep.....Marion
14. A. R. Webber, Rep.....Elyria
15. B. G. Dawes, Rep.....Marietta
16. Capell L. Weems,\* Rep...St. Clairsville
17. M. L. F. Smyser, Rep.....Wooster
18. James Kennedy,\* Rep.....Youngstown
19. W. A. Thomas, Rep.....Niles
20. Jacob A. Beldler,\* Rep.....Willoughby
21. Theodore E. Burton,\* Rep.....Cleveland

## OREGON.

1. Binger Hermann, Rep.....Roseburg
2. J. N. Williamson,\* Rep.....Prineville

## PENNSYLVANIA.

1. Henry H. Bingham,\* Rep...Philadelphia
2. Robert Adams, Jr., Rep...Philadelphia
3. George A. Castor, Rep...Philadelphia
4. Reuben O. Moon,\* Rep...Philadelphia
5. Edward DeV. Morrell,\* Rep.Philadelphia
6. George D. McCreary,\* Rep.Philadelphia
7. Thomas S. Butler,\* Rep...West Chester
8. Irving P. Wanger,\* Rep...Norristown
9. H. Burd Cassell,\* Rep.....Marietta
10. Thomas H. Dale, Rep.....Scranton
11. Henry W. Palmer,\* Rep...Wilkesbarre
12. George R. Patterson,\* Rep...Ashland
13. Marcus C. L. Kline, Dem....Allentown
14. Mial E. Lilley, Rep.....Towanda
15. Elias Deemer,\* Rep.....Williamsport
16. E. W. Samuels, Rep.....Mount Carmel
17. T. M. Mahon,\* Rep.....Chambersburg
18. Marlin E. Olmstead,\* Rep...Harrisburg
19. J. M. Reynolds, Rep.....Bedford
20. Daniel F. Lefean,\* Rep.....York
21. S. R. Dresser,\* Rep.....Bradford
22. George F. Huff,\* Rep.....Greensburg
23. Allen F. Cooper,\* Rep.....Uniontown
24. Ernest F. Acheson,\* Rep...Washington
25. Arthur L. Bates,\* Rep.....Meadville
26. G. A. Schneebell, Rep.....Nazareth
27. W. O. Smith,\* Rep.....Punxsutawney
28. Joseph C. Sibley,\* Rep.....Franklin
29. William H. Graham, Rep...Allegheny
30. John Dalzell,\* Rep.....Pittsburg
31. James F. Burke, Rep.....Pittsburg
32. A. J. Barchfeld, Rep.....Pittsburg

## RHODE ISLAND.

1. Daniel L. D. Granger, Dem...Providence
2. Adin B. Capron,\* Rep.....Smithfield

## SOUTH CAROLINA.

1. George S. Legare,\* Dem....Charleston
2. J. O. Patterson, Dem.....Barnwell
3. Wyatt Aiken,\* Dem.....Abbeville
4. Joseph T. Johnson,\* Dem...Spartanburg
5. David E. Finley,\* Dem.....Yorkville
6. J. E. Ellerbee, Dem.....Sellers
7. A. F. Lever,\* Dem.....Wallaceville

## SOUTH DAKOTA.

Charles H. Burke,\*† Rep.....Pierre

Eben W. Martin,\*† Rep.....Deadwood

## TENNESSEE.

1. Walter P. Brownlow,\* Rep...Jonesboro
2. N. W. Hale, Rep.....Knoxville
3. John A. Moon,\* Dem.....Chattanooga
4. M. G. Butler, Dem.....Gainesboro
5. W. C. Houston, Dem.....Woodbury
6. John W. Gaines,\* Dem.....Nashville
7. Lemuel P. Padgett,\* Dem...Columbia
8. Thelus W. Sims,\* Dem.....Linden

3. F. J. Garrett, Dem.....Dresden
10. M. R. Patterson,\* Dem...Memphis

## TEXAS.

1. Morris Sheppard,\* Dem.....Texarkana
2. M. L. Brooks, Dem.....San Augustine
3. Gordon Russell,\* Dem.....Tyler
4. C. B. Randall,\* Dem.....Sherman
5. Jack Beall,\* Dem.....Waxahachie
6. Scott Field,\* Dem.....Calvert
7. A. W. Gregg,\* Dem.....Palestine
8. John M. Moore, Dem.....Hempstead
9. George F. Burgess,\* Dem...Gonzales
10. Albert S. Burleson,\* Dem...Austin
11. Robert L. Henry,\* Dem.....Waco
12. O. W. Gillespie,\* Dem.....Fort Worth
13. John H. Stephens,\* Dem...Vernon
14. James L. Slayden,\* Dem...San Antonio
15. John N. Garner,\* Dem.....Uvalde
16. W. R. Smith,\* Dem.....Colorado

## UTAH.

Joseph Howell,\*† Rep.....Wellsville

## VERMONT.

1. David J. Foster,\* Rep.....Burlington
2. Kittredge Haskins,\* Rep...Brattleboro

## VIRGINIA.

1. William A. Jones,\* Dem.....Warsaw
2. Harry L. Maynard,\* Dem...Portsmouth
3. John Lamb,\* Dem.....Richmond
4. R. G. Southall,\* Dem.....Amelia
5. Claude A. Swanson,\* Dem...Chatham
6. Carter Glass,\* Dem.....Lynchburg
7. James Hay,\* Dem.....Madison
8. John F. Rixey,\* Dem.....Brandy
9. Campbell Slempp,\* Rep...Big Stone Gap
10. Henry D. Flood,\* Dem...W. Appomattox

## WASHINGTON.

Wesley L. Jones,\*† Rep.....Yakima

Francis W. Cushman,\*† Rep...Tacoma

William E. Humphrey,\*† Rep...Seattle

## WEST VIRGINIA.

1. B. B. Dovenor,\* Rep.....Wheeling
2. Alston G. Dayton,\* Rep...Philippi
3. Joseph H. Gaines,\* Rep...Charleston
4. Harry C. Woodyard,\* Rep...Spencer
5. James A. Hughes,\* Rep...Huntington

## WISCONSIN.

1. Henry A. Cooper,\* Rep.....Racine
2. John M. Nelson, Rep.....Madison
3. Joseph W. Babcock,\* Rep...Necedah
4. Theobald Otjen,\* Rep.....Milwaukee
5. William H. Stafford,\* Rep...Milwaukee
6. C. H. Weisse,\* Dem...Sheboygan Falls
7. John J. Esch,\* Rep.....LaCrosse
8. James H. Davidson,\* Rep...Oshkosh
9. Edward S. Minor,\* Rep...Sturgeon Bay
10. Webster E. Brown,\* Rep...Rhinelander
11. John J. Jenkins,\* Rep...Chippewa Falls

## WYOMING.

Frank W. Mondell,\*† Rep...Newcastle

## TERRITORIAL DELEGATES.

- ALASKA—Frank N. Waskey, Min. Fairbanks
- ARIZONA—Marcus A. Smith, Dem...Tucson
- NEW MEXICO—W. H. Andrews, Rep. Santa Fe
- OKLAHOMA—Bird S. Maguire, Rep. Guthrie
- HAWAII—J. K. Kalaniana'ole, Rep. Honolulu
- PORTO RICO (Commissioner)—Julian Larriaga, Rep.....San Juan

## THE GAYNOR-GREENE CASE.

John F. Gaynor and Benjamin D. Greene, contractors, were indicted Dec. 28, 1899, for conspiracy to defraud the United States out of \$575,749 in connection with harbor work at Savannah, Ga. When indicted they were in New York and fought extradition to Georgia, but in 1901 they were compelled to return there. They were placed under bonds of \$40,000, which they forfeited. Taking

refuge in Canada, they resisted extradition by all legal means possible and it was not until the latter part of 1905 that they were brought back to Savannah. The trial began in January, 1906, and resulted April 12 in a verdict of guilty. They were sentenced to pay a fine of \$575,749 and to four years' imprisonment.

## Sixtieth Congress.

From March 4, 1907, to March 3, 1909.

## SENATE.

Republicans, 61; democrats, 29. Compensation of senators, \$5,000.

ALABAMA.		NEBRASKA.	
Edmund W. Pettus, Dem.....	Selma..1909	Elmer J. Burkett, Rep.....	Lincoln..1911
John T. Morgan,* Dem.....	Selma..1913	Norris Brown,* Rep.....	Lincoln..1913
ARKANSAS.		NEVADA.	
James P. Clarke, Dem.....	Little Rock..1909	Francis G. Newlands, Dem.....	Reno..1909
Jefferson Davis,* Dem.....	Little Rock..1913	George S. Nixon, Rep.....	Winnemucca..1911
CALIFORNIA.		NEW HAMPSHIRE.	
George C. Perkins, Rep.....	Oakland..1909	Jacob H. Gallinger, Rep.....	Concord..1909
Frank P. Flint, Rep.....	Los Angeles..1911	Henry E. Burnham,* Rep.....	Manchester..1913
COLORADO.		NEW JERSEY.	
Henry M. Teller, Dem.....	Central City..1909	John Kean, Rep.....	Ursino..1911
A republican.....	.....1913	A republican.....	.....1913
CONNECTICUT.		NEW YORK.	
Frank D. Brandegee, Rep.....	New London..1909	Chauncey Depew, Rep.....	New York..1911
Morgan D. Bulkeley, Rep.....	Hartford..1911	Thomas C. Platt, Rep.....	Owego..1909
DELAWARE.		NORTH CAROLINA.	
Henry A. Du Pont, Rep.....	Winterthur..1911	Lee S. Overman, Dem.....	Sallsbury..1909
A republican.....	.....1913	F. M. Simmons,* Dem.....	Raleigh..1913
FLORIDA.		NORTH DAKOTA.	
Jas. P. Taliaferro, Dem.....	Jacksonville..1911	Henry C. Hansbrough, Rep.....	Devil's Lake..1909
Stephen R. Mallory, Dem.....	Pensacola..1909	Peter J. McCumber, Rep.....	Wahpeton..1911
GEORGIA.		OHIO.	
Alexander S. Clay, Dem.....	Marietta..1909	Joseph B. Foraker, Rep.....	Cincinnati..1909
Augustus O. Bacon,* Dem.....	Macon..1913	Charles Dick, Rep.....	Akron..1911
IDAHO.		OREGON.	
Weldon B. Heyburn, Rep.....	Wallace..1909	Charles W. Fulton, Rep.....	Astoria..1909
A republican.....	.....1913	Jonathan Bourne,* Rep.....	Portland..1913
ILLINOIS.		PENNSYLVANIA.	
Albert J. Hopkins, Rep.....	Aurora..1909	Boies Penrose, Rep.....	Philadelphia..1909
Shelby M. Cullom,* Rep.....	Springfield..1913	Philander C. Knox, Rep.....	Pittsburg..1911
INDIANA.		RHODE ISLAND.	
Jas. A. Hemenway, Rep.....	Boonville..1909	Nelson W. Aldrich, Rep.....	Providence..1911
Albert J. Beveridge, Rep.....	Indianapolis..1911	A republican.....	.....1913
IOWA.		SOUTH CAROLINA.	
William B. Allison, Rep.....	Dubuque..1909	Asbury C. Latimer, Dem.....	Belton..1909
Jonathan P. Dolliver, Rep.....	Fort Dodge..1913	Benj. R. Tillman,* Dem.....	Trenton..1913
KANSAS.		SOUTH DAKOTA.	
Chester I. Long, Rep.....	Medicine Lodge..1909	Alfred B. Kittredge, Rep.....	Sioux Falls..1909
A republican.....	.....1913	Robert J. Gamble,* Rep.....	Yankton..1913
KENTUCKY.		TENNESSEE.	
Jas. B. McCreary, Dem.....	Richmond..1909	James B. Frazier, Dem.....	Nashville..1911
A democrat.....	.....1913	Robert L. Taylor,* Dem.....	Nashville..1913
LOUISIANA.		TEXAS.	
Samuel D. McEnery, Dem.....	New Orleans..1909	Joseph W. Bailey, Dem.....	Gainesville..1909
Murphy J. Foster,* Dem.....	Franklin..1913	Charles A. Culberson, Dem.....	Dallas..1911
MAINE.		UTAH.	
Eugene Hale, Rep.....	Ellsworth..1911	Reed Smoot, Rep.....	Provo..1909
William P. Frye, Rep.....	Lewiston..1913	Geo. Sutherland, Rep.....	Salt Lake City..1911
MARYLAND.		VERMONT.	
Isador Rayner, Dem.....	Baltimore..1911	Wm. P. Dillingham, Rep.....	Montpelier..1909
William P. Whyte, Dem.....	Baltimore..1909	Redfield Proctor, Rep.....	Proctor..1911
MASSACHUSETTS.		VIRGINIA.	
Henry Cabot Lodge, Rep.....	Nahant..1911	John W. Daniel, Dem.....	Lynchburg..1911
A republican.....	.....1913	Thomas S. Martin,* Dem.....	Scottsburg..1913
MICHIGAN.		WASHINGTON.	
Julius C. Burrows, Rep.....	Kalamazoo..1911	Levi-Ankeny, Rep.....	Walla Walla..1909
A republican.....	.....1913	Samuel H. Piles, Rep.....	Seattle..1913
MINNESOTA.		WEST VIRGINIA.	
Moses E. Clapp, Rep.....	St. Paul..1911	Nathan B. Scott, Rep.....	Wheeling..1911
Knute Nelson,* Rep.....	Alexandria..1913	Stephen B. Elkins, Rep.....	Elkins..1913
MISSISSIPPI.		WISCONSIN.	
Anselm J. McLaurin, Dem.....	Brandon..1913	John C. Spooner, Rep.....	Madison..1909
H. De Soto Money, Dem.....	Carrollton..1911	Robert M. LaFollette, Rep.....	Madison..1911
MISSOURI.		WYOMING.	
William J. Stone, Dem.....	St. Louis..1909	Clarence D. Clark, Rep.....	Evanston..1911
William Warner, Rep.....	Kansas City..1911	A republican.....	.....1913
MONTANA.		*Approved by state primaries or conventions for election.	
Thomas H. Carter, Rep.....	Butte..1911		
A republican.....	.....1913		

## HOUSE OF REPRESENTATIVES.

Republicans, 223; democrats, 163; whole number, 386. Those marked with a star (\*) served in the 59th congress. †At large. Compensation of representatives, \$5,000; of speaker, \$8,000.

## ALABAMA.

- George W. Taylor,\* Dem.....Demopolis
- Arlosto A. Wiley,\* Dem.....Montgomery
- Henry D. Clayton,\* Dem.....Eufaula
- William B. Craig, Dem.....Selma
- Thomas J. Heflin,\* Dem.....Lafayette
- Richmond P. Hobson, Dem.....Greensboro
- John L. Burnett,\* Dem.....Gadsden
- William Richardson,\* Dem.....Huntsville
- Oscar W. Underwood,\* Dem.....Birmingham

## ARKANSAS.

- R. B. Macon,\* Dem.....Helena
- Stephen Brundidge,\* Dem.....Searcey
- John C. Floyd,\* Dem.....Yellville
- W. B. Cravens, Dem.....Fort Smith
- Charles C. Reid,\* Dem.....Clarksville
- J. T. Robinson,\* Dem.....Lonoke
- Robert M. Wallace,\* Dem.....Magnolia

## CALIFORNIA.

- W. F. Englebright, Rep.....Nevada City
- Duncan E. McKinlay, Rep.....Santa Rosa
- Joseph R. Knowland, Rep.....Alameda
- Jufius Kahn, Rep.....San Francisco
- Everis A. Hayes, Rep.....San Jose
- James C. Needham, Rep.....Modesto
- James McLachlan, Rep.....Pasadena
- Sylvester C. Smith, Rep.....Bakersfield

## COLORADO.

- George W. Cook,† Rep.....Denver
- R. W. Bonyne,\* Rep.....Denver
- Warren A. Haggott, Rep.....Idaho Springs

## CONNECTICUT.

- George L. Lilley,\*† Rep.....Waterbury
- E. Stevens Henry,\* Rep.....Rockville
- Nehemiah Sperry,\* Rep.....New Haven
- Edwin W. Higgins,\* Rep.....Norwich
- Ebenezer J. Hill,\* Rep.....Norwalk

## DELAWARE.

Hiram R. Burton,\*† Rep.....Lewes

## FLORIDA.

- Stephen M. Sparkman,\* Dem.....Tampa
- Frank Clark,\* Dem.....Gainesville
- William B. Lamar,\* Dem.....Tallahassee

## GEORGIA.

- Charles G. Edwards, Dem.....Savannah
- James M. Griggs,\* Dem.....Dawson
- Elijah B. Lewis,\* Dem.....Montezuma
- William C. Adamson,\* Dem.....Carrollton
- L. F. Livingston,\* Dem.....Covington
- Charles L. Bartlett,\* Dem.....Macon
- Gordon Lee,\* Dem.....Chickamauga
- William M. Howard,\* Dem.....Lexington
- Thomas M. Bell,\* Dem.....Gainesville
- Thos. W. Hardwick,\* Dem.....Sandersville
- William G. Brantley,\* Dem.....Brunswick

## IDAHO.

Burton L. French,\*† Rep.....Moscow

## ILLINOIS.

- Martin B. Madden,\* Rep.....Chicago
- James R. Mann,\* Rep.....Chicago
- William W. Wilson,\* Rep.....Chicago
- James R. McDermott, Dem.....Chicago
- A. J. Sabbath, Dem.....Chicago
- William Lorimer,\* Rep.....Chicago
- Phillip Knopf,\* Rep.....Chicago
- Charles McGavin,\* Rep.....Chicago
- Henry S. Boutell,\* Rep.....Chicago
- George E. Foss,\* Rep.....Chicago
- Howard M. Snapp,\* Rep.....Joliet

- Charles E. Fuller,\* Rep.....Belvidere
- Frank O. Lowden, Rep.....Oregon
- James McKinley,\* Rep.....Aledo
- George W. Prince,\* Rep.....Galesburg
- Joseph V. Graff,\* Rep.....Peoria
- John A. Sterling,\* Rep.....Bloomington
- Joseph G. Cannon,\* Rep.....Danville
- William B. McKinley,\* Rep.....Champaign
- Henry T. Rainey,\* Dem.....Carrollton
- Ben F. Caldwell, Dem.....Chatham
- Wm. A. Rodenburg,\* Rep.....E. St. Louis
- Martin D. Fester, Dem.....Olney
- P. T. Chapman,\* Rep.....Vienna
- George W. Smith,\* Rep.....Murphysboro

## INDIANA.

- John H. Foster,\* Rep.....Evansville
- John C. Chaney,\* Rep.....Sullivan
- W. E. Cox, Dem.....Jasper
- Lincoln Dixon,\* Dem.....North Vernon
- E. S. Holliday,\* Rep.....Brazil
- James E. Watson,\* Rep.....Rushville
- Jesse Overstreet,\* Rep.....Indianapolis
- John A. M. Adair, Dem.....Portland
- Charles B. Landis,\* Rep.....Delphi
- Edgar D. Crumpacker,\* Rep.....Valparaiso
- George W. Rauch, Dem.....Marion
- George W. Marr, Dem.....Albion
- Abraham L. Brick,\* Rep.....South Bend

## IOWA.

- C. A. Kennedy, Rep.....Montrose
- Albert F. Dawson,\* Rep.....Preston
- Benj. P. Blidsall,\* Rep.....Clarion
- Gilbert N. Haugen,\* Rep.....Northwood
- Robert G. Cousins,\* Rep.....Tipton
- Daniel W. Hamilton, Dem.....Sigourney
- J. A. T. Hull,\* Rep.....Des Moines
- William P. Hepburn,\* Rep.....Clarinda
- Walter I. Smith,\* Rep.....Council Bluffs
- James P. Conner,\* Rep.....Dennison
- Elbert H. Hubbard,\* Rep.....Sioux City

## KANSAS.

- Charles Curtis,\* Rep.....Topeka
- Charles F. Scott,\* Rep.....Iola
- Phillip P. Campbell,\* Rep.....Pittsburg
- James M. Miller,\* Rep.....Council Grove
- William A. Calderhead,\* Rep.....Marysville
- William A. Reeder,\* Rep.....Logan
- Edward Madison, Rep.....Dodge City
- Victor Murdock, Rep.....Wichita

## KENTUCKY.

- Ollie M. James,\* Dem.....Marion
- A. O. Stanley,\* Dem.....Henderson
- A. D. James, Rep.....Penrod
- Ben Johnson, Dem.....Bardstown
- Swager Sherley,\* Dem.....Louisville
- Joseph Rhinock,\* Dem.....Covington
- W. P. Kimball, Dem.....Lexington
- Harvey Helm, Dem.....Stanford
- Joseph B. Bennett,\* Rep.....Greenup
- John W. Langley, Rep.....Prestonburg
- D. C. Edwards,\* Rep.....London

## LOUISIANA.

- Adolph Meyer,\* Dem.....New Orleans
- Robert C. Davey,\* Dem.....New Orleans
- Robert F. Broussard,\* Dem.....New Iberia
- John T. Watkins,\* Dem.....Minden
- Jos. E. Ransdell,\* Dem.....Lake Providence
- George K. Favrot, Dem.....Baton Rouge
- A. P. Pujo,\* Dem.....Lake Charles

## MAINE.

- Amos L. Allen,\* Rep.....Alfred
- Charles E. Littlefield,\* Rep.....Rockland
- Edwin C. Burreigh,\* Rep.....Augusta
- Lewellyn L. Powers,\* Rep.....Houlton



## MARYLAND.

1. W. H. Jackson, Rep.....Salisbury
2. J. F. C. Talbott,\* Dem.....Towson
3. Harry B. Wolf, Dem.....Baltimore
4. John Gill, Jr.,\* Dem.....Baltimore
5. Sydney E. Mudd,\* Rep.....La Plata
6. George A. Pearce,\* Rep.....Cumberland

## MASSACHUSETTS.

1. Geo. P. Lawrence,\* Rep.....North Adams
2. Fred H. Gillett,\* Rep.....Sprayfield
3. C. G. Washburn, Rep.....Worcester
4. George Q. Tirrell,\* Rep.....Natick
5. Butler Ames,\* Rep.....Lowell
6. A. P. Gardner,\* Rep.....Hamilton
7. Ernst W. Roberts,\* Rep.....Chelsea
8. Samuel W. McCall,\* Rep.....Winchester
9. John A. Kellher,\* Dem.....Boston
10. J. F. O'Connell,\* Dem.....Boston
11. Andrew J. Peters,\* Dem.....Boston
12. John W. Weeks,\* Rep.....Newton
13. Wm. S. Greene,\* Rep.....Fall River
14. Wm. C. Lovering,\* Rep.....Taunton

## MICHIGAN.

1. Edwin Denby,\* Rep.....Detroit
2. Charles E. Townsend,\* Rep.....Jackson
3. W. Gardner,\* Rep.....Albion
4. Edward L. Hamilton,\* Rep.....Niles
5. Wm. Alden Smith,\* Rep.....Grand Rapids
6. Samuel W. Smith,\* Rep.....Pontiac
7. Henry McMorran,\* Rep.....Port Huron
8. Jos. W. Fordney,\* Rep.....Saginaw
9. James McLaughlin, Rep.....Muskegon
10. George A. Loud,\* Rep.....An Sable
11. A. B. Darragh,\* Rep.....St. Louis
12. H. O. Young,\* Rep.....Isbpeming

## MINNESOTA.

1. James A. Tawney,\* Rep.....Winona
2. W. S. Hammond, Dem.....St. James
3. Charles R. Davis,\* Rep.....St. Peter
4. Fred C. Stevens,\* Rep.....St. Paul
5. Frank M. Nye, Rep.....Minneapolis
6. Charles A. Lindbergh, Rep.....Little Falls
7. Andrew J. Volstead,\* Rep.....Granite Falls
8. J. Adam Bede,\* Rep.....Pine City
9. Halvor Steenerson,\* Rep.....Crookston

## MISSISSIPPI.

1. E. S. Candler, Jr.,\* Dem.....Corinth
2. Thomas Spight,\* Dem.....Ripley
3. B. G. Humphreys,\* Dem.....Greenville
4. Wilson S. Hill,\* Dem.....Winona
5. Adam M. Byrd,\* Dem.....Philadelphia
6. E. J. Bowers,\* Dem.....Bay St. Louis
7. Frank A. McLain,\* Dem.....Gloster
8. John Sharp Williams,\* Dem.....Yazoo

## MISSOURI.

1. James T. Lloyd,\* Dem.....Shelbyville
2. Wm. W. Rucker,\* Dem.....Keytesville
3. J. W. Alexander, Dem.....Gallatin
4. Charles F. Booker,\* Dem.....Savannah
5. Edgar C. Ellis,\* Rep.....Kansas City
6. D. A. De Armond,\* Dem.....Butler
7. C. W. Hamlin, Dem.....Springfield
8. D. W. Shackelford,\* Dem.....Jefferson City
9. Champ Clark,\* Dem.....Bowling Green
10. Richard Barthold,\* Rep.....St. Louis
11. Henry S. Caulfield, Rep.....St. Louis
12. H. M. Coudrey, Rep.....St. Louis
13. Madison R. Smith, Dem.....Farmington
14. Jos. J. Russell, Dem.....Charleston
15. Thos. Hackney, Dem.....Carthage
16. Robert Lamar,\* Dem.....Houston

## MONTANA.

Charles N. Pray,\*† Rep.....Fort Benton

## NEBRASKA.

1. Ernest M. Pollard,\* Rep.....Nehawka
2. G. M. Hitchcock, Dem.....Omaha
3. J. F. Boyd, Rep.....Neligh

4. E. J. Hinshaw,\* Rep.....Fairbury
5. George W. Norris,\* Rep.....McCook
6. Moses P. Kincaid,\* Rep.....O'Neill

## NEVADA.

George Bartlett,† Dem.....Tonopah

## NEW HAMPSHIRE.

1. Cyrus A. Sulloway,\* Rep.....Manchester
2. Frank D. Currier,\* Rep.....Canaan

## NEW JERSEY.

1. H. C. Loudenslager,\* Rep.....Paulsboro
2. John J. Gardner,\* Rep.....Egg Harbor
3. Benj. F. Howell,\* Rep.....New Brunswick
4. Ira W. Wood,\* Rep.....Trenton
5. Charles N. Fowler,\* Rep.....Elizabeth
6. William Hughes, Dem.....Paterson
7. R. Wayne Parker,\* Rep.....Newark
8. Legage Pratt, Dem.....East Orange
9. Eugene W. Leake, Dem.....Jersey City
10. James A. Hamill, Dem.....Jersey City

## NEW YORK.

1. Wm. W. Cocks,\* Rep.....Old Westbury
2. G. H. Lindsay, Dem.....Brooklyn
3. Charles T. Dunwell,\* Rep.....Brooklyn
4. Charles B. Law,\* Rep.....Brooklyn
5. George E. Waldo,\* Rep.....Flatbush
6. Wm. M. Calder,\* Rep.....Brooklyn
7. J. J. Fitzgerald,\* Dem.....Brooklyn
8. D. J. Rloran, Dem.....New York
9. H. M. Goldfogle,\* Dem.....New York
10. William Sulzer,\* Dem.....New York
11. Charles V. Fornes, Dem.....New York
12. W. Bourke Cockran,\* Dem.....New York
13. Herbert Parsons,\* Rep.....New York
14. Wm. Willett, Jr., Dem.....Far Rockaway
15. J. V. Olcott,\* Rep.....New York
16. F. B. Harrison, Dem.....New York
17. Wm. S. Bennett,\* Rep.....New York
18. Jos. A. Goulden,\* Dem.....New York
19. John E. Andrus,\* Rep.....Yonkers
20. Thos. W. Bradley,\* Rep.....Walden
21. Samuel McMillan, Rep.....Dover Plains
22. Wm. H. Draper,\* Rep.....Troy
23. G. N. Southwick,\* Rep.....Albany
24. G. W. Fairchild, Rep.....Oneonta
25. Cyrus Durey, Rep.....Johnstown
26. George Malby, Rep.....Ogdensburg
27. James S. Sherman,\* Rep.....Utica
28. C. L. Knapp,\* Rep.....Lowville
29. M. E. Driscoll,\* Rep.....Syracuse
30. John W. Dwight,\* Rep.....Dryden
31. Sereno E. Payne,\* Rep.....Auburn
32. Jas. B. Perkins,\* Rep.....Brighton
33. J. Sloat Fassett,\* Rep.....Elmira
34. Peter A. Porter, Dem.....Niagara Falls
35. Wm. H. Ryan,\* Dem.....Buffalo
36. D. S. Alexander,\* Rep.....Buffalo
37. E. B. Vreeland,\* Rep.....Salamanca

## NORTH CAROLINA.

1. John H. Small,\* Dem.....Washington
2. Claude Kitchin,\* Dem.....Scotland Neck
3. Charles R. Thomas,\* Dem.....Newbern
4. Edward W. Pon,\* Dem.....Smithfield
5. Wm. W. Kitchin,\* Dem.....Roxboro
6. H. P. Godwin, Dem.....Dunn
7. Robert N. Page,\* Dem.....Bliseco
8. R. N. Hackett, Dem.....Wilkesboro
9. Edwin Y. Webb,\* Dem.....Shelby
10. W. T. Crawford, Dem.....Waynesville

## NORTH DAKOTA.

Thomas F. Marshall,\*† Rep.....Oakes  
Asle A. Gronna,\*† Rep.....Lakota

## OHIO.

1. Nicholas Longworth,\* Rep.....Cincinnati
2. H. P. Goebel,\* Rep.....Cincinnati
3. John E. Harding, Rep.....Middletown
4. W. W. Touville, Dem.....Celina
5. T. T. Ansberry, Dem.....Defiance

- 6. M. R. Denver, Dem.....Wilmington
- 7. J. W. Keifer,\* Rep.....Springfield
- 8. Ralph D. Cole,\* Rep.....Findlay
- 9. I. R. Sherwood, Dem.....Toledo
- 10. Henry T. Bannon,\* Rep.....Portsmouth
- 11. Albert Douglas, Rep.....Chillicothe
- 12. E. L. Taylor, Jr,\* Rep.....Columbus
- 13. Grant E. Mouser,\* Rep.....Marion
- 14. J. F. Lanning, Rep.....Norwalk
- 15. Beman G. Dawes,\* Rep.....Marletta
- 16. Capell L. Weems,\* Rep.....St. Clairsville
- 17. W. A. Ashbrook, Dem.....Johnstown
- 18. Jas. Kennedy,\* Rep.....Youngstown
- 19. Wm. A. Thomas,\* Rep.....Niles
- 20. Paul Howland, Rep.....Cleveland
- 21. T. E. Burton,\* Rep.....Cleveland

OREGON.

- 1. W. C. Hawley, Rep.....Salem
- 2. W. R. Ellis, Rep.....Pendleton

PENNSYLVANIA.

- 1. H. H. Bingham,\* Rep.....Philadelphia
- 2. John E. Reyburn,\* Rep.....Philadelphia
- 3. J. H. Moore, Rep.....Philadelphia
- 4. Reuben O. Moon,\* Rep.....Philadelphia
- 5. W. W. Foulkrod,\* Rep.....Philadelphia
- 6. G. D. McCreary,\* Rep.....Philadelphia
- 7. Thomas S. Butler,\* Rep.....West Chester
- 8. I. P. Wanger,\* Rep.....Norristown
- 9. H. Burd Cassel,\* Rep.....Marletta
- 10. T. D. Nichols, Dem.....Scranton
- 11. John T. Lenehan, Dem.....Wilkesbarre
- 12. Charles N. Brumm, Rep.....Pottsville
- 13. J. H. Rothermel, Rep.....Reading
- 14. George W. Klpp, Dem.....Towanda
- 15. William B. Wilson, Dem.....Blossburg
- 16. J. G. McHenry, Dem.....Benton
- 17. Benjamin K. Focht, Rep.....Lewisburg
- 18. M. E. Olmsted,\* Rep.....Harrisburg
- 19. John M. Reynolds,\* Rep.....Bedford
- 20. Daniel F. Lafean,\* Rep.....York
- 21. Chas. F. Barclay,\* Rep.....Sinnemahoning
- 22. George F. Huff,\* Rep.....Greensburg
- 23. Allen F. Cooper,\* Rep.....Unlontown
- 24. E. F. Acheson,\* Rep.....Washington
- 25. Arthur L. Bates,\* Rep.....Meadville
- 26. J. D. Brodhead, Dem.....South Bethlehem
- 27. Joseph G. Beale, Rep.....Lechburg
- 28. N. P. Wheeler, Rep.....Eudeavor
- 29. W. W. Graham,\* Rep.....Allegheny
- 30. John Dalzell,\* Rep.....Pittsburg
- 31. James F. Burke,\* Rep.....Pittsburg
- 32. A. J. Barchfeld,\* Rep.....Pittsburg

RHODE ISLAND.

- 1. D. L. Granger,\* Dem.....Providence
- 2. Adin B. Capron,\* Rep.....Stillwater

SOUTH CAROLINA.

- 1. George S. Legare,\* Dem.....Charleston
- 2. James O. Patterson,\* Dem.....Barwell
- 3. Wyatt Aiken,\* Dem.....Abbeville
- 4. J. T. Johnson,\* Dem.....Spartanburg
- 5. David E. Finley,\* Dem.....Yorkville
- 6. James E. Ellerbe,\* Dem.....Sellers
- 7. Asbury F. South,\* Dem.....Lexington

SOUTH DAKOTA.

- Philo Hall,† Rep.....Brookings
- William H. Parker,† Rep.....Deadwood

TENNESSEE.

- 1. W. Brownlow,\* Rep.....Jonesboro
- 2. Nathan W. Hale,\* Rep.....Knoxville
- 3. John A. Moon,\* Dem.....Chattanooga
- 4. Cordell Hull, Dem.....Crossville
- 5. William C. Houston,\* Dem.....Woodbury

- 6. J. W. Gaines,\* Dem.....Nashville
- 7. L. W. Padgett,\* Dem.....Columbia
- 8. Thetus W. Sims,\* Dem.....Linden
- 9. Finis J. Garrett,\* Dem.....Dresden
- 10. G. W. Gordon, Dem.....Memphis

TEXAS.

- 1. Morris Shepard,\* Dem.....Texarkana
- 2. Sam B. Cooper,\* Dem.....Beaumont
- 3. Gordon Russell,\* Dem.....Tyler
- 4. C. B. Randall,\* Dem.....Sherman
- 5. Jack Beall,\* Dem.....Waxahachie
- 6. Rufus Hardy, Dem.....Cameron
- 7. A. W. Gregg,\* Dem.....Palestine
- 8. John M. Moore,\* Dem.....Richmond
- 9. George F. Burgess,\* Dem.....Gonzales
- 10. A. S. Burlison,\* Dem.....Austin
- 11. Robert L. Henry,\* Dem.....Waco
- 12. O. W. Gillespie,\* Dem.....Fort Worth
- 13. J. H. Stephens,\* Dem.....Vernon
- 14. James L. Slayden,\* Dem.....San Antonio
- 15. John N. Garner,\* Dem.....Uvalde
- 16. William R. Smith,\* Dem.....Colorado

UTAH.

- Joseph Howell,\*† Rep.....Logan

VERMONT.

- 1. David J. Foster,\* Rep.....Burlington
- 2. K. Haskins,\* Rep.....Brattleboro

VIRGINIA.

- 1. William A. Jones,\* Dem.....Warsaw
- 2. H. L. Maynard,\* Dem.....Portsmouth
- 3. John Lamb,\* Dem.....Richmond
- 4. F. R. Lassiter, Dem.....Petersburg
- 5. E. W. Saunders, Dem.....Rocky Mount
- 6. Carter Glass,\* Dem.....Lynchburg
- 7. James Hay,\* Dem.....Madison
- 8. John F. Rixey,\* Dem.....Brandy
- 9. Campbell Slep, Rep.....Big Stone Gap
- 10. Henry D. Flood,\* Dem.....Appomattox

WASHINGTON.

- William E. Humphrey,\*† Rep.....Seattle
- Wesley L. Jones,\*† Rep.....North Yakima
- F. W. Cushman,\*† Rep.....Tacoma

WEST VIRGINIA.

- 1. W. P. Hubbard, Rep.....Wheeling
- 2. George C. Sturgis, Rep.....Morgantown
- 3. J. H. Gaines,\* Rep.....Charleston
- 4. H. C. Woodyard,\* Rep.....Spencer
- 5. James A. Hughes,\* Rep.....Huntington

WISCONSIN.

- 1. Henry A. Cooper,\* Rep.....Racine
- 2. John M. Nelson, Rep.....Madison
- 3. James W. Murphy, Dem.....Plattville
- 4. William J. Cary, Rep.....Milwaukee
- 5. William H. Stafford,\* Rep.....Milwaukee
- 6. Chas. H. Weiss,\* Dem.....Sheboygan Falls
- 7. John J. Esch,\* Rep.....LaCrosse
- 8. James H. Davidson,\* Rep.....Oshkosh
- 9. G. Kuesterman, Rep.....Green Bay
- 10. E. A. Morse, Rep.....Antigo
- 11. John J. Jenkins,\* Rep.....Chippewa Falls

WYOMING.

- Frank W. Mondell,\*† Rep.....Newcastle

TERRITORIAL DELEGATES.

- ALASKA—Thomas Cole.....Miners
- ARIZONA—Marcus A. Smith,\* Dem.....Tucson
- NEW MEXICO—W. H. Andrews,\* Rep.Santa Fe
- HAWAII—J. K. Kalanialoale,\* Rep.....Honolulu

## WORK OF THE 59TH CONGRESS.

## FIRST SESSION.

Session began Dec. 4, 1905; ended June 30, 1906.

Total appropriations, \$880,183,301.32.

Alaska delegate bill passed by the senate Feb. 1, 1906; by the house, March 5; approved May 8.

Consular service reorganization bill passed by the senate Jan. 30, 1906; by the house March 19; approved April 9.

Employers' (common carriers) liability bill passed by the house April 2, 1906; by the senate June 1; approved June 19.

Free-alcohol bill passed by the house April 16, 1906; by the senate May 24; approved June 11.

Immunity for witnesses bill passed by the senate May 31, 1906; by the house June 19; approved June 29.

Joint-statehood bill passed by the house Jan. 25, 1906; by the senate March 9; approved June 19.

Lake Erie canal bill passed by the house Feb. 27, 1906; by the senate June 18; approved June 29.

Meat-inspection bill passed by the senate May 25, 1906; by the house June 19; approved June 29.

Mesa Verde National park bill passed by the house June 20, 1906; by the senate June 23; approved June 30.

Militia bill passed by the senate June 14, 1906; by the house June 19; approved June 25.

Naturalization bill passed by the house June 5, 1906; by the senate June 27; approved June 29.

Niagara falls preservation bill passed by the house June 4, 1906; by the senate June 7; approved June 30.

Panama lock-canal bill passed by the senate June 21, 1906; by the house June 27; approved June 29.

President's travelling-expense bill passed by the house June 20, 1906; by the senate June 22; approved June 25.

Pure-food bill passed by the house May 25, 1906; by the senate June 19; approved June 30.

Quarantine bill passed by the senate April 2, 1906; by the house April 17; approved June 22.

Railroad-rate bill passed by the house Feb. 8, 1906; by the senate May 18; approved June 29.

St. Louis bridge bill passed by the house June 19, 1906; by the senate June 21; approved June 25.

San Francisco relief bills passed by both houses and approved April 18 and 19, 1906.

The Philippine tariff bill passed the house Jan. 16, 1906, but was killed by the senate committee. A ship subsidy bill was passed by the senate Feb. 14, 1906, but was not acted on in the house.

## RAILROAD-RATE LAW.

The "railroad-rate law" amends the interstate-commerce law of 1887 and enlarges the powers of the interstate-commerce commission. The act is made to apply to any corporation, person or persons engaged in the transportation of oil or other commodity, except water and gas, by pipe lines, railroads or ships, who shall be considered to be common carriers, and to any common

carrier or carriers engaged in interstate commerce, whether transporting passengers or freight. The term "common carrier," as used in the act, includes express companies and sleeping-car companies. It is the duty of every carrier subject to the provisions of the act to furnish transportation upon reasonable request therefor, and to establish through routes and just and reasonable rates applicable thereto.

All charges made for any service rendered or to be rendered in the transportation of passengers or property, or in connection therewith, shall be just and reasonable; and every unjust and unreasonable charge for any such service or any part thereof is prohibited and declared to be unlawful.

## RESTRICTION AS TO PASSES.

No common carrier subject to the provisions of this act shall, after Jan. 1, 1907, directly or indirectly, issue or give any interstate free ticket, free pass, or free transportation for passengers, except to its employes and their families, its officers, agents, surgeons, physicians and attorneys; to ministers of religion, traveling secretaries of Young Men's Christian associations, and persons engaged exclusively in charitable and eleemosynary work; to indigent, destitute and homeless persons; to inmates of soldiers' and sailors' homes; to necessary caretakers of live stock, poultry and fruit; to employes on sleeping cars and express cars, and to linemen of telegraph and telephone companies; to newsboys on trains, baggage agents, railway mail service employes, postoffice, customs and immigration inspectors; to witnesses in which the common carrier is interested, persons injured in wrecks and physicians and nurses attending such persons. Passengers may be carried free with the object of providing relief in cases of general epidemic or other calamitous visitation. Any common carrier who violates this provision, or any person accepting a free pass, unless in the excepted classes, is liable to a fine of not less than \$100 or more than \$2,000.

## OTHER BUSINESS PROHIBITED.

From and after May 1, 1908, it shall be unlawful for any railroad company to transport from one state to another any article or commodity, other than timber and the manufactured products thereof, manufactured, mined or produced by it, or under its authority, or which it may own in whole or in part, or in which it may have any interest, direct or indirect, except such articles or commodities as may be necessary and intended for its use in the conduct of its business as a common carrier.

Any common carrier upon the application of any lateral, branch line of railroad, or of any shipper tendering interstate traffic for transportation, shall construct and operate upon reasonable terms a switch connection with such lateral, branch line of railroad, where such connection is reasonably practicable and can be put in with safety and will furnish sufficient business to justify it; and shall furnish cars for the movement of such traffic to the best of its ability without discrimination in favor of or against such shipper.

## MUST POST RATE SCHEDULES.

Every common carrier shall file with the commission and print and keep open to pub-

lic inspection schedules showing all the rates, fares and charges for transportation between points on its own route and points on the route of any other railroad when through and joint rates have been established. If no joint rates have been established the several carriers in such through route shall furnish schedules of the separately established rates. The schedules shall plainly state the places between which passengers and property will be carried, and shall contain the classification of freight in force, and shall also state separately all terminal, storage and icing charges and all other charges which the commission may require. No changes in the published rates shall be made except after thirty days' notice to the commission. Every common carrier shall also file with the commission copies of all contracts, agreements or arrangements with other common carriers in relation to any traffic affected by the provisions of this act to which it may be a party.

No common carrier shall charge or collect a greater or less or different compensation than that specified in the tariff filed; nor shall any carrier refund or remit in any manner or by any device any portion of the rates, fares and charges so specified, nor extend to any shipper or person any privileges or facilities except such as are specified in such tariffs.

The willful failure upon the part of any carrier to file and publish the tariffs or to strictly observe such tariffs until changed according to law shall be a misdemeanor punishable by a fine of not less than \$1,000 or more than \$20,000; and it shall be unlawful for any person, persons or corporation to offer, grant or give, or to solicit, accept or receive any rebate, concession or discrimination in respect to the transportation of any property in interstate or foreign commerce by any common carrier whereby such property shall by any device whatever be transported at a less rate than that named in the tariffs published and filed by such carrier. Every carrier or shipper violating this provision is liable to a fine of from \$1,000 to \$20,000. Any officer or agent of any corporation who shall be convicted of violating this provision of the law is liable to imprisonment in the penitentiary for a term not exceeding two years, or both such fine and imprisonment, in the discretion of the court.

Any person, corporation or company who shall knowingly by any means or device whatsoever receive from a common carrier any sum of money or any other valuable consideration as a rebate or offset against the regular charge for transportation of property as fixed by the schedule of rates, shall in addition to any penalty provided by the act forfeit to the United States a sum of money three times the value of the money or other consideration so received; and the attorney-general of the United States is authorized to institute a civil action to collect the sums so forfeited, and in the trial of such action all such rebates or other consideration so forfeited for a period of six years prior to the commencement of the action may be included therein.

#### COMMISSION MAY FIX RATES.

Section 15 of the act of 1887 is amended so as to read:

"That the commission is authorized and empowered, and it shall be its duty, whenever, after full hearing upon a complaint made

as provided in section 13 of this act, or upon complaint of any common carrier, it shall be of the opinion that any of the rates or charges whatsoever, demanded, charged or collected by any common carrier or carriers, subject to the provisions of this act, for the transportation of persons or property as defined in the first section of this act, or that any regulations or practices whatsoever of such carrier or carriers affecting such rates, are unjust and unreasonable, or unjustly discriminatory, or unduly preferential or prejudicial, or otherwise in violation of any of the provisions of this act, to determine and prescribe what will be the just and reasonable rate or rates, charge or charges, to be thereafter observed in such case as the maximum to be charged; and what regulation or practice in respect to such transportation is just, fair and reasonable to be thereafter followed; and to make an order that the carrier shall cease and desist from such violation, to the extent to which the commission finds the same to exist, and shall not thereafter publish, demand or collect any rate or charge for such transportation in excess of the maximum rate or charge so prescribed, and shall conform to the regulation or practice so prescribed. All orders of the commission except orders for the payment of money shall take effect within such reasonable time, not less than thirty days, and shall continue in force for such period of time, not exceeding two years, as shall be prescribed in the order of the commission, unless the same shall be suspended or modified or set aside by a court of competent jurisdiction. Whenever the carrier or carriers, in obedience to such order of the commission or otherwise, in respect to joint rates, fares or charges, shall fail to agree among themselves upon the apportionment or division thereof, the commission may, after hearing, make a supplemental order prescribing the just and reasonable proportion of such joint rate to be received by each carrier party thereto, which order shall take effect as a part of the original order.

"The commission may also, after hearing on a complaint, establish through routes and joint rates as the maximum to be charged and prescribe the divisions of such rates as heretofore provided, and the terms and conditions under which such through routes shall be operated, when that may be necessary to give effect to any provision of this act, and the carriers complained of have refused or neglected to voluntarily establish such through routes and joint rates, provided no reasonable or satisfactory through route exists, and this provision shall apply when one of the connecting carriers is a water line.

"If the owner of property transported under this act directly or indirectly renders any service connected with such transportation, or furnishes any instrumentality used therein, the charge and allowance made therefor shall be no more than is just and reasonable, and the commission may, after hearing on a complaint, determine what is a reasonable charge as the maximum to be paid by the carrier or carriers for the service so rendered or for the use of the instrumentality so furnished, and fix the same, by appropriate order, which order shall have the same force and effect and be enforced in like manner as the orders above provided for in this section.

"The foregoing enumeration of powers

shall not exclude any power which the commission would otherwise have in the making of an order under the provisions of this act."

#### PROCEEDINGS IN COURT.

If the commission shall determine that any party complainant is entitled to an award of damages for any violation of the provisions of the act the commission shall make an order directing the carrier to pay the complainant the sum to which he is entitled on or before a day named. If a carrier does not comply with such an order the complainant may file in the Circuit court of the United States for the district in which he resides or in which is located the principal operating office of the carrier, or through which the road of the carrier runs, a petition setting forth briefly the causes for which he claims damages and the order of the commission in the premises. Such suit shall proceed in all respects like other civil suits for damages, except that the findings and order of the commission shall be prima facie evidence of the facts stated therein and that the petitioner shall not be liable for costs. If the petitioner shall finally prevail he shall be allowed a reasonable attorney's fee.

Any carrier or representative of a carrier who knowingly neglects to obey any order under section 15 of the act shall forfeit to the United States the sum of \$5,000 for each offense and it shall be the duty of the various district attorneys to prosecute for the recovery of forfeitures. If any carrier fails or neglects to obey any order of the commission, other than for the payment of money, while the same is in effect, any party injured thereby, or the commission in its own name, may apply to the Circuit court for an enforcement of such order. Such application shall be by petition. If upon such hearing as the court may deem necessary it appears that the order was regularly made and duly served the court shall enforce obedience by writ of injunction or other proper process. From any action upon such petition an appeal shall lie by either party to the Supreme court of the United States, and in such court the case shall have priority of hearing and determination over all other causes except criminal causes, but the appeal shall not vacate the order appealed from.

The provisions of the act to expedite the hearing and determination of suits in equity, approved Feb. 11, 1903, are made applicable to suits brought against the commission to enjoin, suspend or set aside any of its orders or requirements. No injunction, interlocutory order or decree suspending or restraining the enforcement of an order of the commission shall be granted except on hearing after not less than five days' notice to the commission. An appeal may be taken from any interlocutory decree or order granting or continuing injunction in any suit, but shall lie only to the Supreme court of the United States. The appeal must be taken within thirty days from the entry of such order or decree and it shall take precedence in the appellate court over all other causes, except causes of like character and criminal causes.

After a decision, order or requirement has been made by the commission in any proceeding any party thereto may at any time make application for a rehearing of the same and it shall be lawful for the commis-

sion to grant such a rehearing if sufficient reason therefor shall be made to appear.

#### UNIFORM ACCOUNTS REQUIRED.

For the purpose of enabling it the better to carry out the provisions of the law the commission may prescribe a period of time within which all common carriers shall have, as near as may be, a uniform system of accounts and the manner in which such accounts shall be kept. The commission shall at all times have access to the accounts. If carriers refuse to keep such accounts or to submit them to inspection they shall forfeit to the United States the sum of \$500 for each offense. Falsification of accounts or the keeping of accounts not authorized by the commission is subject to a fine of not less than \$1,000 or more than \$5,000, or to imprisonment of from one to three years, or to both fine and imprisonment.

#### COMMISSION IS ENLARGED.

The interstate-commerce commission is enlarged so as to consist of seven members with terms of seven years and each is to receive \$10,000 compensation annually.

#### LAW AGAINST ADULTERATION OF FOOD.

The first section of the law prohibits the manufacture in any territory or in the District of Columbia of any article of food or drug which is adulterated or misbranded. Each violation of the law is punishable by a fine of not more than \$500 or by a year's imprisonment or by both. The second section prohibits the introduction into any state or territory from any other state or territory or from any foreign country or the shipment to any foreign country of adulterated or misbranded foods or drugs. Any person shipping, receiving, offering for sale or exporting such foods or drugs is subject to a fine of not exceeding \$200 for the first offense and to a fine of not more than \$300 or a year's imprisonment or both for each subsequent offense.

Section 3 provides that the secretaries of the treasury, agriculture and commerce and labor shall make rules for carrying out the provisions of the act, including the collection and examination of specimens of foods and drugs. Section 4 provides that the examinations shall be made in the bureau of chemistry of the department of agriculture or under the direction of that bureau. Persons accused of violating the act shall be given an opportunity to be heard at the examination. If the law has been violated the facts are to be certified by the secretary of agriculture to the proper United States district attorney, whose duty it shall be (section 5) to begin appropriate proceedings in the United States courts for the enforcement of the penalties.

Sections 7 and 8 in full are as follows:

"Sec. 7. That for the purpose of this act an article shall be deemed to be adulterated—

"In case of drugs:

"1. If, when a drug is sold under or by a name recognized in the United States Pharmacopœia or National Formulary, it differs from the standard of strength, quality or purity as determined by the test laid down in the United States Pharmacopœia or National Formulary official at the time of investigation: Provided, That no drug defined in the United States Pharmacopœia or National Formulary shall be

deemed to be adulterated under this provision if the standard of strength, quality or purity be plainly stated upon the bottle, box or other container thereof, although the standard may differ from that determined by the test laid down in the United States Pharmacopoeia or National Formulary.

"2. If its strength or purity fall below the professed standard or quality under which it is sold.

"In the case of confectionery:

"If it contains terra alba, barytes, talc, chrome yellow or other mineral substance or poisonous color or flavor, or other ingredient deleterious or detrimental to health, or any vinous, malt or spirituous liquor or compound or narcotic drug.

"In the case of food:

"1. If any substance has been mixed and packed with it so as to reduce or lower or injuriously affect its quality or strength.

"2. If any substance has been substituted wholly or in part for the article.

"3. If any valuable constituent of the article has been wholly or in part abstracted.

"4. If it be mixed, colored, powdered, coated or stained in a manner whereby damage or inferiority is concealed.

"5. If it contain any added poisonous or other added deleterious ingredient which may render such article injurious to health: Provided, That when in the preparation of food products for shipment they are preserved by an external application applied in such manner that the preservative is necessarily removed mechanically, or by maceration in water, or otherwise, and directions for the removal of said preservative shall be printed on the covering or the package, the provisions of this act shall be construed as applying only when said products are ready for consumption.

"6. If it consists in whole or in part of a filthy, decomposed or putrid animal or vegetable substance or any portion of an animal unfit for food, whether manufactured or not, or if it is the product of a diseased animal or one that has died otherwise than by slaughter.

"Sec. 8. That the term 'misbranded,' as used herein, shall apply to all drugs or articles of food or articles which enter into the composition of food, the package or label of which shall bear any statement, design or device regarding such article or the ingredients or substances contained therein which shall be false or misleading in any particular, and to any food or drug product which is falsely branded as to the state, territory or country in which it is manufactured or produced.

"That for the purposes of this act an article shall also be deemed to be misbranded:

"In case of drugs:

"1. If it be an imitation of or offered for sale under the name of another article.

"2. If the contents of the package as originally put up shall have been removed, in whole or in part, and other contents shall have been placed in such package, or if the package fail to bear a statement on the label of the quantity or proportion of any alcohol, morphine, opium, cocaine, heroin, alpha or beta eucaine, chloroform, cannabis indica, chloral hydrate or acetanilide or any derivative or preparation of any such substances contained therein.

"In the case of food:

"1. If it be an imitation of or offered

for sale under the distinctive name of another article.

"2. If it be labeled or branded so as to deceive or mislead the purchaser or purport to be a foreign product when not so, or if the contents of the package as originally put up shall have been removed in whole or in part and other contents shall have been placed in such package, or if it fail to bear a statement on the label of the quantity or proportion of any morphine, opium, cocaine, heroin, alpha or beta eucaine, chloroform, cannabis indica, chloral hydrate or acetanilide or any derivative or preparation of any such substances contained therein.

"3. If in package form, and the contents are stated in terms of weight or measure, they are not plainly and correctly stated on the outside of the package.

"4. If the package containing it or its label shall bear any statement, design or device regarding the ingredients or the substances contained therein, which statement, design or device shall be false or misleading in any particular: Provided, That an article of food which does not contain any added poisons or deleterious ingredients shall not be deemed to be adulterated or misbranded in the following cases:

"1. In the case of mixtures or compounds which may be now or from time to time hereafter known as articles of food, under their own distinctive names, and not an imitation of or offered for sale under the distinctive name of another article, if the name be accompanied on the same label or brand with a statement of the place where said article has been manufactured or produced.

"2. In the case of articles labeled, branded or tagged so as to plainly indicate that they are compounds, imitations or blends, and the word 'compound,' 'imitation' or 'blend,' as the case may be, is plainly stated on the package in which it is offered for sale: Provided, That the term 'blend' as used herein shall be construed to mean a mixture of like substances, not excluding harmless coloring or flavoring ingredients used for the purpose of coloring and flavoring only: And provided further, That nothing in this act shall be construed as requiring or compelling proprietors or manufacturers of proprietary foods which contain no unwholesome added ingredient to disclose their trade formulas, except in so far as the provisions of this act may require to secure freedom from adulteration or misbranding."

Section 9 provides that no dealer shall be prosecuted under the act when he can produce a guaranty signed by the wholesaler, manufacturer or other party that the articles in question are not misbranded or adulterated.

Section 10 makes any article of food, drug or liquor that is adulterated or misbranded liable to be proceeded against in any District court of the United States and seized for confiscation by a process of libel for condemnation.

Section 11 provides that if after examination it shall appear that any article of food or drug that is misbranded or adulterated or is dangerous to health is offered to be imported into the United States, such article shall be refused admission. Section 12 provides that the term "territory" as used in the act shall include the insular possessions of the United States and that the word

"person" shall be construed to include corporations, companies, societies and associations. The acts of agents shall in every case be considered the acts of the employing persons.

The law, according to the last section (13), goes into effect Jan. 1, 1907.

#### MEAT-INSPECTION LAW.

Following is the text of the meat-inspection law which was passed as an amendment to the agricultural appropriation bill, unnecessary verbiage and repetitions being eliminated:

That for the purpose of preventing the use in interstate or foreign commerce of meat and meat food products which are unsound, unhealthful, unwholesome or otherwise unfit for human food, the secretary of agriculture, at his discretion, may cause to be made by inspectors appointed for that purpose an examination and inspection of all cattle, sheep, swine and goats before they shall be allowed to enter into any slaughtering, packing, meat-canning, rendering or similar establishment, in which they are to be slaughtered; and all cattle, swine, sheep and goats found on such inspection to show symptoms of disease shall be set apart and slaughtered separately, and when so slaughtered the carcasses shall be subject to a careful inspection, all as provided by the rules and regulations to be prescribed by the secretary of agriculture.

That for the purposes hereinbefore set forth the secretary of agriculture shall cause to be made a post-mortem examination and inspection of the carcasses and parts thereof of all cattle, sheep, swine and goats to be prepared for human consumption at any slaughtering, meat-canning, salting, packing, rendering or similar establishment in any state, territory or the District of Columbia for transportation or sale as articles of interstate or foreign commerce; and the carcasses and parts thereof of all such animals found to be sound, healthful, wholesome and fit for human food shall be marked, stamped, tagged or labeled as "Inspected and passed"; and said inspectors shall label, mark, stamp or tag as "Inspected and condemned" all carcasses and parts thereof of animals found to be unsound, unhealthful, unwholesome or otherwise unfit for human food; and all carcasses and parts thereof thus inspected and condemned shall be destroyed for food purposes by the said establishment in the presence of an inspector and the secretary of agriculture may remove inspectors from any such establishment which fails to so destroy any such condemned carcass or part thereof, and said inspectors, after said first inspection, shall, when they deem it necessary, reinspect said carcasses or parts thereof to determine whether since the first inspection the same have become unsound, unhealthful, unwholesome or in any way unfit for human food.

The foregoing provisions shall apply to all carcasses or parts of carcasses of cattle, sheep, swine and goats, or the meat or meat products thereof which may be brought into any slaughtering, meat-canning, salting, packing, rendering or similar establishment, and such examination and inspection shall be had before the said carcasses or parts thereof shall be allowed to enter into any department wherein the same are to be treated and prepared for meat food products; and the foregoing pro-

visions shall also apply to all such products which, after having been issued from any slaughtering, meat-canning, salting, packing, rendering or similar establishment, shall be returned to the same or to any similar establishment where such inspection is maintained.

That for the purposes heretofore set forth the secretary of agriculture shall cause to be made by inspectors an examination and inspection of all meat food products prepared for interstate or foreign commerce in any slaughtering, meat-canning, salting, packing, rendering or similar establishment, and for the purposes of any examination and inspection said inspectors shall have access at all times, by day or night, whether the establishment be operated or not, to every part of said establishment; and said inspectors shall mark, stamp, tag or label as "Inspected and passed" all such products found to be sound, healthful and wholesome and which contain no dyes, chemicals, preservatives or ingredients which render such meat or meat food products unsound, unhealthful, unwholesome or unfit for human food; and said inspectors shall label, mark, stamp or tag as "Inspected and condemned" all such products found unsound, unhealthful and unwholesome:

Provided, That, subject to the rules and regulations of the secretary of agriculture, the provisions hereof in regard to preservatives shall not apply to meat food products for export to any foreign country and which are prepared or packed according to the specifications or directions of the foreign purchaser, when no substance is used in the preparation or packing thereof in conflict with the laws of the foreign country to which said article is to be exported; but if said articles shall be in fact sold or offered for sale for domestic use or consumption then this proviso shall not exempt said article from the operation of all the other provisions of this act.

That when any meat or meat food product prepared for interstate or foreign commerce which has been inspected as hereinbefore provided and marked "Inspected and passed" shall be placed or packed in any can, pot, tin, canvas or other receptacle or covering in any establishment where inspection is maintained, the person, firm or corporation preparing said product shall cause a label to be attached to said can, pot, tin, canvas or other receptacle or covering, under the supervision of an inspector, who label shall state that the contents thereof have been "Inspected and passed" under the provisions of this act; and no inspection and examination of meat or meat food products deposited or inclosed in cans, tins, pots, canvas or other receptacle or covering in any establishment where inspection is maintained shall be deemed to be complete until such meat or meat food products have been sealed or inclosed in said can, tin, pot, canvas or other receptacle or covering under the supervision of an inspector, and no such meat or meat food products shall be sold or offered for sale by any person, firm or corporation in interstate or foreign commerce under any false or deceptive name; but established trade name or names which are usual to such products and which are not false and deceptive and which shall be approved by the secretary of agriculture are permitted.

The secretary of agriculture shall cause to be made by experts in sanitation or by

other competent inspectors such inspection of all slaughtering, meat-canning, salting, packing, rendering or similar establishments in which cattle, sheep, swine and goats are slaughtered and the meat and meat food products thereof are prepared for interstate or foreign commerce as may be necessary to inform himself concerning the sanitary conditions of the same and to prescribe the rules and regulations of sanitation under which such establishments shall be maintained; and where the sanitary conditions of any such establishment are such that the meat or meat food products are rendered unclean, unsound, unhealthful, unwholesome or otherwise unfit for human food, he shall refuse to allow said meat or meat food products to be labeled, marked, stamped or tagged as "Inspected and passed."

That the secretary of agriculture shall cause an examination and inspection of all cattle, sheep, swine and goats and the food products thereof, slaughtered and prepared in the establishments hereinbefore described for the purposes of interstate or foreign commerce to be made during the nighttime as well as during the daytime when the slaughtering of said cattle, sheep, swine and goats or the preparation of said food products is conducted during the nighttime.

That on and after Oct. 1, 1906, no person, firm or corporation shall transport or offer for transportation, and no carrier of interstate or foreign commerce shall transport or receive for transportation from one state or territory or the District of Columbia to any other state or territory or the District of Columbia, or to any place under the jurisdiction of the United States, or to any foreign country, any carcasses or parts thereof, meat, or meat food products thereof which have not been inspected, examined and marked as "Inspected and passed" in accordance with the terms of this act and with the rules and regulations prescribed by the secretary of agriculture. Provided, That all meat and meat food products on hand on Oct. 1, 1906, at establishments where inspection has not been maintained, or which have been inspected under existing law, shall be examined and labeled under such rules and regulations as the secretary of agriculture shall prescribe, and then shall be allowed to be sold in interstate or foreign commerce.

That no person, firm or corporation or officer, agent or employe thereof shall forge, counterfeit, simulate or falsely represent, or shall without proper authority use, fall to use or detach, or shall knowingly or wrongfully alter, deface or destroy, or fail to deface or destroy any of the marks, stamps, tags, labels or other identification devices provided for in this act or in and as directed by the rules and regulations prescribed hereunder by the secretary of agriculture on any carcasses, parts of carcasses or the food product or containers thereof, subject to the provisions of this act or any certificate in relation thereto authorized or required by this act or by the said rules and regulations of the secretary of agriculture.

That the secretary of agriculture shall cause to be made a careful inspection of all cattle, sheep, swine and goats intended and offered for export to foreign countries at such times and places and in such manner as he

may deem proper to ascertain whether such cattle, sheep, swine and goats are free from disease.

And for this purpose he may appoint inspectors who shall be authorized to give an official certificate clearly stating the condition in which such cattle, sheep, swine and goats are found.

And no clearance shall be given to any vessel having on board cattle, sheep, swine or goats for export to a foreign country until the owner or shipper of such cattle, sheep, swine or goats has a certificate from the inspector stating that the said cattle, sheep, swine or goats are sound and healthy or unless the secretary of agriculture shall have waived the requirement of such certificate.

That the secretary of agriculture shall also cause to be made a careful inspection of the carcasses and parts thereof of all cattle, sheep, swine and goats, the meat of which, fresh, salted, canned, corned, packed, cured or otherwise prepared, is intended and offered for export to any foreign country, at such times and places and in such manner as he may deem proper.

And for this purpose he may appoint inspectors who shall be authorized to give an official certificate stating the condition in which said cattle, sheep, swine or goats and the meat thereof are found.

That the inspectors provided for herein shall be authorized to give official certificates of the sound and wholesome condition of the cattle, sheep, swine and goats, their carcasses and products as herein described, and one copy of every certificate granted under the provisions of this act shall be filed in the department of agriculture, another copy shall be delivered to the owner or shipper, and when the cattle, sheep, swine and goats or their carcasses and products are sent abroad a third copy shall be delivered to the chief officer of the vessel on which the shipment shall be made.

That no person, firm or corporation engaged in the interstate commerce of meat or meat food products shall transport or offer for transportation, sell or offer to sell any such meat or meat food products in any state or territory or in the District of Columbia or any place under the jurisdiction of the United States, other than in the state or territory or in the District of Columbia or any place under the jurisdiction of the United States in which the slaughtering, packing, canning, rendering or other similar establishment owned, leased, operated by said firm, person or corporation is located unless and until said person, firm or corporation shall have complied with all of the provisions of this act.

That any person, firm or corporation, or any officer or agent of any such person, firm or corporation who shall violate any of the provisions of this act shall be deemed guilty of a misdemeanor and shall be punished on conviction thereof by a fine of not exceeding \$10,000 or imprisonment for a period not more than two years, or by both such fine and imprisonment, in the discretion of the court.

That the secretary of agriculture shall appoint from time to time inspectors to make examination and inspection of all cattle, sheep, swine and goats, the inspection of which is hereby provided for, and of all carcasses and parts thereof, and of all meats and meat food products thereof, and



of the sanitary conditions of all establishments in which such meat and meat-food products hereinbefore described are prepared, and said inspectors shall refuse to stamp, mark, tag or label any carcass or any part thereof or meat food product therefrom prepared in any establishment hereinbefore mentioned until the same shall have actually been inspected and found to be sound, healthful, wholesome and fit for human food, and to contain no dyes, chemicals, preservatives or ingredients which render such meat food product unsound, unhealthful, unwholesome or unfit for human food, and to have been prepared under proper sanitary conditions hereinbefore provided for, and shall perform such other duties as are provided by this act and by the rules and regulations to be prescribed by said secretary of agriculture.

That any person, firm or corporation or any agent or employe of any person, firm or corporation who shall give, pay or offer, directly or indirectly, to any inspector, deputy inspector, chief inspector or any other officer or employe of the United States authorized to perform any of the duties prescribed by this act or by the rules and regulations of the secretary of agriculture any money or other thing of value, with intent to influence said inspector, deputy inspector, chief inspector or other officer or employe of the United States in the discharge of any duty herein provided for shall be deemed guilty of a felony, and upon conviction thereof shall be punished by a fine not less than \$5,000 nor more than \$10,000 and by imprisonment not less than one year nor more than three years, and any inspector, deputy inspector, chief inspector or other officer or employe of the United States authorized to perform any of the duties prescribed by this act who shall accept any money, gift or other thing of value from any person, firm or corporation or officers, agents or employes thereof, given with intent to influence his official action, or who shall receive or accept from any person, firm or corporation engaged in interstate or foreign commerce any gift, money or other thing of value given with any purpose or intent whatsoever, shall be deemed guilty of a felony and shall upon conviction thereof be summarily discharged from office and shall be punished by a fine not less than \$1,000 nor more than \$10,000 and by imprisonment not less than one year nor more than three years.

That the provisions of this act requiring inspection to be made by the secretary of agriculture shall not apply to animals slaughtered by any farmer on the farm and sold and transported as interstate or foreign commerce, nor to retail butchers and retail dealers in meat and meat food products, supplying their customers: Provided, That if any person shall sell or offer for sale or transportation for interstate or foreign commerce any meat or meat food products which are diseased, unsound, unhealthful, unwholesome or otherwise unfit for human food, knowing that such meat food products are intended for human consumption, he shall be guilty of a misdemeanor and on conviction thereof shall be punished by a fine not exceeding \$1,000 or by imprisonment for a period of not exceeding one year, or by both such fine and imprisonment: Provided also, That the secretary of agricul-

ture is authorized to maintain the inspection in this act provided for at any slaughtering, meat-canning, salting, packing, rendering or similar establishment notwithstanding this exception, and that the persons operating the same may be retail butchers and retail dealers or farmers, and where the secretary of agriculture shall establish such inspection then the provisions of this act shall apply notwithstanding this exception.

That there is permanently appropriated out of any money in the treasury not otherwise appropriated the sum of \$3,000,000 for the expenses of the inspection, and the secretary of agriculture shall in his annual estimates made to congress submit a statement in detail showing the number of persons employed in such inspections and the salary or per diem paid to each, together with the contingent expenses of such inspectors and where they have been and are employed.

#### RULES FOR PACKERS.

In accordance with the provisions of the law the secretary of agriculture issued rules July 27 for observance by the packers. The regulations are in substance as follows:

Diseased animals shall not be used for food nor shall any meats which are not healthy and prepared in a cleanly manner be issued from a packing house.

No preservatives of any kind whatsoever save salt, sugar, wood smoke, vinegar, pure spices and temporarily saltpeter shall be used.

All meat-food packages shall bear labels accurately stating their contents.

The most modern principles of sanitation shall be observed in all packing houses, and proper sanitary conveniences, separated from the rooms in which the meats are prepared, shall be provided for employes.

The clothing and implements of employes shall be clean.

No persons afflicted with tuberculosis shall be employed in a packing house.

#### NATURALIZATION LAW.

The law establishes a bureau of immigration and naturalization and provides for a uniform rule for the naturalization of aliens throughout the United States. The title of the old bureau of immigration is changed to "bureau of immigration and naturalization" and the bureau in addition to its former duties is given charge of all matters concerning the naturalization of aliens. It is required to provide for use at the various immigration stations books of record wherein are to be registered the name, age, occupation, personal description, place of birth, last residence, intended place of residence and date of arrival of each alien arriving in the United States.

Exclusive jurisdiction to naturalize aliens resident in their districts is conferred upon the United States Circuit and District courts and all courts of record having a seal, a clerk and jurisdiction in actions in law or equity or both in which the amount in controversy is unlimited.

An alien may be admitted to citizenship in the following manner and not otherwise:

1. He shall declare on oath before the clerk of the proper court at least two years before his admission, and after he has reached the age of 18 years, that it is bona fide his intention to become a citizen of the

United States and to renounce allegiance to any foreign state or sovereignty. Such declaration shall set forth the same facts as are registered at the time of his arrival.

2. Not less than two years nor more than seven after he has made such declaration he shall file a petition, signed by himself and verified, in which he shall state his name, place of residence, occupation, date and place of birth, place from which he emigrated, name of the vessel on which he arrived; the time when and the place and name of the court where he declared his intention of becoming a citizen; if he is married, he shall state the name of his wife, the country of her nativity and her place of residence at the time the petition is filed, and if he has children, the name, date and place of birth and place of residence of each child living. The petition shall also set forth that he is not a disbeliever in or opposed to organized government or a member of any body of persons opposed to organized government, and that he is not a polygamist or a believer in polygamy; that he intends to become a citizen of and to live permanently in the United States, and every other fact material to his naturalization and required to be proved upon the final hearing of his application. The petition shall be verified by the affidavits of at least two credible witnesses who are citizens. At the time of the filing of the petition there shall be also filed a certificate from the department of commerce and labor stating the date, place and manner of his arrival in the United States and the declaration of intention of such petitioner, which certificate and declaration shall be attached to and be a part of his petition.

3. He shall, before he is admitted to citizenship, declare on oath in open court that he will support the constitution of the United States, and that he absolutely renounces all allegiance to any foreign prince, potentate, state or sovereignty.

4. It shall be made to appear to the satisfaction of the court admitting any alien to citizenship that immediately preceding the date of his application he has resided continuously within the United States five years at least, and within the state or territory where such court is at the time held one year at least, and that during that time he has behaved as a man of good moral character, attached to the principles of the constitution. In addition to the oath of the applicant, the testimony of at least two witnesses, citizens of the United States, as to the facts of residence, moral character and attachment to the principles of the constitution shall be required.

5. He must renounce any hereditary title or order of nobility which he may possess.

6. When any alien, who has declared his intention, dies before he is actually naturalized the widow and minor children may, by complying with the other provisions of the act, be naturalized without making any declaration of intention.

Immediately after the filing of the petition the clerk of the court shall give notice thereof by posting in a public place the name, nativity and residence of the alien, the date and place of his arrival in the United States and the date for the final hearing of his petition and the names of the witnesses whom the applicant expects to summon in his behalf. Petitions for natu-

ralization may be filed at any time, but final action thereon shall be had only on stated days and in no case until at least ninety days have elapsed after the filing of the petition. No person shall be naturalized within thirty days preceding a general election within the territorial jurisdiction of the court.

No person who disbelieves in or who is opposed to organized government, or who is a member of or affiliated with any organization entertaining and teaching such disbelief in or opposition to organized government, or who advocates or teaches the duty, necessity or propriety of the unlawful assaulting or killing of any officer or officers of the government of the United States, or of any other organized government, because of his or their official character, or who is a polygamist, shall be naturalized.

No alien shall hereafter be naturalized or admitted as a citizen of the United States who cannot speak the English language. This requirement does not apply to those physically unable to comply with it; or to those making homestead entries upon the public lands of the United States.

Every final hearing upon petitions shall be held in open court before a judge and every final order shall be under the hand of the court and entered in full upon a record and the applicant and witnesses shall be examined under oath. The United States shall have the right to cross-examine the petitioner and his witnesses and shall also have the right to call witnesses, produce evidence and be heard in opposition to the granting of any petition in naturalization proceedings.

It is made the duty of the clerk to keep and file a duplicate of each declaration of intention and within thirty days after the issuance of a certificate of naturalization send a duplicate of such certificate to the bureau in Washington. It shall also be his duty to report the name of each alien who is denied naturalization. Clerks of courts having jurisdiction of naturalization matters are responsible for all blank certificates of citizenship received by them and shall account for them.

The following fees shall be charged:

For receiving and filing a declaration of intention and issuing a duplicate, \$1.

For making, filing and docketing the petition for citizenship and for the final hearing, \$2.

For entering the final order and the issuance of the certificate of citizenship, \$2.

The clerk of the court is to retain one-half of the fees collected during the fiscal year up to the sum of \$3,000. The other half and all above \$3,000 shall be turned over to the government.

Any person who shall forge or assist in forging a certificate of citizenship shall be imprisoned for not more than ten years or fined not to exceed \$10,000, or both. Any person who shall engrave or have in his possession any plate in the likeness of any plate designed for the printing of certificates of citizenship shall be punished by a fine of not more than \$10,000 or by imprisonment at hard labor for not more than ten years or by both. Any person who knowingly procures naturalization in violation of the provisions of the act shall be fined not more than \$5,000 or shall be imprisoned not more than five years, or both.

**JOINT-STATEHOOD ACT.**

By the terms of the act Oklahoma and Indian Territory are united to form the state of Oklahoma. When a constitution is adopted in state convention and ratified by the people the president will officially proclaim the admission of the new state to the union. The new commonwealth is to have five representatives and two senators. The capital is to be at Guthrie until 1913 and thereafter at such place as shall be fixed by the legislature.

Arizona and New Mexico are empowered to elect delegates to a constitutional convention at the election on Nov. 6. At the same time they will vote separately on the question whether they desire to unite as the single state of Arizona. If there is a majority in each territory for a joint statehood the delegates to the constitutional convention will assemble, but if there is no such majority the proceedings will terminate until a new enabling act is passed by congress. (Rejected by Arizona Nov. 6.)

**CONSULAR SERVICE REORGANIZED.**

The law classifies and grades the consuls and consuls-general of the United States and fixes the salaries for each class. It abolishes the grade of commercial agent, provides for five inspectors of consulates, prohibits the appointment of any one who is not a citizen of the United States to any clerical position in any consulate the salary of which position is \$1,000 a year or more and forbids any consul whose salary is \$1,000 or more from engaging in any business as a merchant, factor, broker or other trader or as a clerk or agent while he is in office and from practicing as a lawyer or being interested in the fees of any lawyer. All fees, except in the cases of consular agents, who shall be paid by one-half of the fees received in their offices up to the maximum of \$1,000, shall be paid into the United States treasury.

**IMMUNITY OF WITNESSES LIMITED.**

Be it enacted, etc., That under the immunity provisions in the act entitled "An act in relation to testimony before the interstate-commerce commission," and so forth, approved Feb. 11, 1893, in section 6 of the act entitled "An act to establish the department of commerce and labor," approved Feb. 14, 1903, and in the act entitled "An act to further regulate commerce with foreign nations and among the states," approved Feb. 19, 1903, and in the act entitled "An act making appropriations for the legislative, executive and judicial expenses of the government for the fiscal year ending June 30, 1904, and for other purposes," approved Feb. 25, 1903, immunity shall extend only to a natural person who, in obedience to subpoena, gives testimony under oath or produces evidence, documentary or otherwise, under oath.

**NATIONAL QUARANTINE.**

The act provides that as soon as practicable the surgeon-general of the public health and marine hospital service of the United States, with the approval of the secretary of the treasury, shall select suitable places for quarantine grounds and anchorages for vessels at such points on or near the coast lines as are best suited for quarantine grounds and anchorages and necessary to

prevent the introduction of yellow fever into the United States. The law further provides the establishment on one of the islands of the Dry Tortugas group a quarantine station to which infected vessels may be sent. The surgeon-general is to have control of all quarantine stations, grounds and anchorages of refuge established by the government.

**MESA VERDE NATIONAL PARK.**

The act creates the Mesa Verde National park and places under the control of the secretary of the interior the lands in Colorado on which are located cliff dwellings and other prehistoric ruins. Examinations, excavations and collections are only to be permitted for the benefit of scientific or educational institutions and any one who without permission removes or molests any of the evidences of an ancient civilization is subject to a fine of \$1,000 and a year's imprisonment or both.

**PRESIDENT'S TRAVELING EXPENSES.**

That hereafter there may be expended for or on account of the traveling expenses of the president of the United States such sum as congress may from time to time appropriate, not exceeding \$25,000 per annum, such sum when appropriated to be expended in the discretion of the president and accounted for on his certificate solely. There is hereby appropriated out of any money in the treasury not otherwise appropriated for the purposes authorized in this act for the fiscal year 1907 the sum of \$25,000.

**DELEGATE FROM ALASKA.**

The law provides that Alaska shall be entitled to a delegate on the floor of the house of representatives, possessing like powers and privileges as other delegates. His salary is fixed at \$5,000 a year and \$1,500 for mileage and other expenses. He is to be elected by the people of Alaska and is not to be appointed. At the first election, on the second Tuesday of August, 1906, there should be elected two delegates, one for a short term or during the remainder of the 59th congress, and the other for a long term, or the whole of the 60th congress.

**PRESERVATION OF NIAGARA FALLS.**

The diversion of water from the Niagara river is prohibited except with the consent of the secretary of war. This does not apply to the diversion of the water of the great lakes for sanitary, domestic or navigation purposes. The president of the United States is requested to open negotiations with the government of Great Britain for the purpose of providing by treaty for such regulation and control of the Niagara river and its tributaries as will preserve the scenic grandeur of the Niagara falls and rapids.

**THE PANAMA CANAL.**

Be it enacted that a lock canal be constructed across the Isthmus of Panama connecting the waters of the Atlantic and Pacific oceans, of the general type proposed by the minority of the board of consulting engineers, created by order of the president dated Jan. 24, 1905, in pursuance of an act entitled "An act to provide for the construction of a canal connecting the waters of the Atlantic and Pacific oceans," approved June 28, 1902.

**LIABILITY OF RAILROADS TO EMPLOYEES.**

The law provides that no contract of employment, insurance, relief benefit or indemnity for injury or death entered into by any employe of a railroad engaged in interstate commerce shall constitute any bar or defense to any action brought to recover damages for personal injuries to or death of such employe. Slight contributory negligence shall not be a bar to the recovery of damages.

**FREE DENATURED ALCOHOL.**

The bill provides for the withdrawal from bond, tax free, of domestic alcohol when rendered unfit for beverage or liquid medicinal uses by mixture with suitable de-

naturing materials. The law goes into effect Jan. 1, 1907.

**THE STATE MILITIA.**

To increase the efficiency of the state militia and to promote rifle practice an annual appropriation of \$2,000,000 is made with which to provide arms, stores and equipment.

**NEW BRIDGE AT ST. LOUIS.**

The city of St. Louis is authorized to build a bridge over the Mississippi river under the usual restrictions.

**LAKE ERIE CANAL.**

The act authorizes the construction by a private company of a ship canal from Lake Erie to the Ohio river.

**APPROPRIATIONS BY 59TH CONGRESS, FIRST SESSION.**

TITLE OF ACT.	Reported to house.	Passed house.	Reported to senate.	Passed senate.	Law 1906-7.	Law 1905-6.
Agriculture.....	\$7,200,300.00	\$7,481,440.00	\$7,715,000.00	\$7,847,700.00	\$9,962,940.00	\$6,882,690.00
Army.....	69,708,972.88	68,664,480.33	71,328,144.37	73,042,306.37	71,817,165.08	70,396,631.64
Diplomatic.....	2,742,069.17	2,731,969.17	3,154,594.37	3,156,594.37	3,091,094.17	2,123,047.72
District of Columbia.....	9,240,453.15	8,883,173.15	10,181,236.16	9,009,961.16	10,138,632.16	9,801,197.62
Fortification.....	4,838,993.00	4,838,993.00	5,618,993.00	5,278,993.00	5,053,993.00	6,747,895.00
Indian.....	7,846,276.13	8,109,369.63	10,557,366.64	10,376,542.64	9,280,389.58	7,923,814.34
Legislative.....	29,134,181.80	29,310,193.30	29,755,914.30	29,815,559.30	29,741,019.30	29,196,752.06
Military academy.....	1,063,115.17	1,063,115.17	1,069,427.67	1,069,427.67	1,634,707.67	673,713.33
Navy.....	19,731,215.77	100,609,633.27	103,070,670.27	103,117,670.27	102,071,650.27	160,396,679.94
Pension.....	140,245,500.00	140,245,500.00	140,245,500.00	140,245,500.00	140,245,500.00	138,250,100.00
Postoffice.....	191,396,283.75	191,487,568.75	192,485,863.75	192,485,863.75	191,685,968.75	181,022,093.75
River and harbor.....	.....	.....	.....	.....	.....	18,181,875.41
Sundry civil.....	94,342,156.42	94,587,070.32	102,347,279.32	102,591,184.32	98,274,974.32	66,813,450.66
Total.....	658,112,522.24	658,612,506.14	678,129,964.65	678,636,807.65	672,987,734.70	638,289,939.52
Isthmian canal.....	16,500,000.00	11,000,000.00	11,000,000.00	11,000,000.00	11,000,000.00	.....
Urgent deficiency, '06.....	15,216,103.75	15,211,737.44	16,399,349.99	16,459,799.99	16,270,332.09	31683288.72
Additional deficiency.....	136,646.42	136,646.42	276,925.51	317,425.51	274,925.51	.....
Deficiency, 1906.....	10,242,194.79	10,864,959.95	11,549,365.68	11,597,498.68	11,573,989.02	.....
Total.....	700,207,467.20	695,825,849.95	717,355,605.83	718,011,531.83	712,106,981.32	669,973,229.24
Miscellaneous.....	.....	.....	.....	.....	28,000,000.00	3,375,086.72
Total, regular.....	.....	.....	.....	.....	740,106,981.32	673,348,314.96
Permanent.....	.....	.....	.....	.....	140,076,320.00	146,836,320.00
Grand total.....	.....	.....	.....	.....	880,183,301.32	820,184,634.96

**TOTALS FOR SIX PRECEDING CONGRESSES.**

Congress. Years.	Amount.	Congress. Years.	Amount.	Congress. Years.	Amount.
53d.....1895-1896	\$969,239,205.69	55th.....1899-1900	\$1,536,890,016.28	57th.....1903-1904	\$1,553,683,002.57
54th.....1897-1898	1,044,580,273.87	56th.....1901-1902	1,440,489,458.87	58th.....1905-1906	1,000,053,544.80

**COAL PRODUCED IN THE UNITED STATES.**

Tons of 2,240 pounds.

Year.	Anthracite.	Bituminous.	Year.	Anthracite.	Bituminous.
1880.....	28,621,371	38,242,641	1898.....	47,705,125	148,742,878
1890.....	41,489,858	99,377,073	1899.....	54,030,536	172,608,917
1893.....	48,269,408	114,629,671	1900.....	51,309,214	189,566,885
1894.....	46,422,023	106,059,647	1901.....	60,302,264	201,631,115
1895.....	51,845,103	120,641,244	1902.....	37,024,552	232,420,340
1896.....	48,594,262	122,893,104	1903.....	66,678,392	252,389,837
1897.....	47,036,389	131,794,630	1904.....	65,382,842	249,380,039

**WEIGHTS OF DIAMONDS AND FINENESS OF GOLD.**

The weight of diamonds and other precious stones is expressed in carats, grains and quarter-grains. The grains are pearl grains, one of which is equal to four-fifths of a troy grain. Four quarter-grains make one grain and four grains make one carat. A carat is therefore equal to four-fifths of four troy grains, or 3.2.

The fineness of gold is also expressed in carats. Pure gold is said to be twenty-four carats fine. If it contains eight parts of a baser metal or alloy it is only sixteen carats fine. The carats therefore indicate the proportion of pure gold to alloy. Most of the gold used by jewelers is about fourteen carats fine, having ten parts of alloy.

## THE PANAMA CANAL.

## CHRONOLOGY.

First exploration of route, 1527.  
 Advocated by Humboldt, 1803.  
 Panama railroad built, 1850-1855.  
 Panama Canal company formed by De Lesseps, 1879.  
 Work on canal begun Feb. 24, 1881.  
 Canal company failed Dec. 11, 1888.  
 De Lesseps and others sentenced to prison for fraud Feb. 9, 1893.  
 New French canal company formed October, 1894.  
 De Lesseps died Dec. 7, 1894.  
 Hay-Pauncefote treaty superseding the Clayton-Bulwer treaty signed Nov. 18, 1901; ratified by senate Dec. 16; ratified by Great Britain Jan. 20, 1902.  
 Canal property offered to the United States for \$40,000,000 Jan. 9, 1902; accepted Feb. 16, 1903.  
 Bill authorizing construction of canal passed by house of representatives Jan. 9, 1902; passed by senate June 19, 1902; approved June 28, 1902.  
 Canal treaty with Colombia signed Jan. 22, 1903; ratified by senate March 17, 1903; rejected by Colombia Aug. 12, 1903.  
 Revolution in Panama Nov. 3, 1903.  
 Canal treaty with Panama negotiated Nov. 18, 1903; ratified by republic of Panama Dec. 2, 1903; ratified by United States senate Feb. 23, 1904.  
 Canal commissioners appointed Feb. 29, 1904. Papers transferring canal to the United States signed in Paris April 22, 1904.  
 Bill for government of canal zone passed by the senate April 15, 1904; passed by the house April 21; approved April 26.  
 Canal property at Panama formally turned over to the United States commissioners May 4, 1904.  
 President outlines rules for the government of the canal zone and war department takes charge of the work May 9, 1904.  
 Gen. George W. Davis appointed first governor of canal zone May 9, 1904.  
 John F. Wallace appointed chief engineer May 10, 1904; resigned June 29, 1905.  
 Republic of Panama paid May 21, 1904.  
 First payment on \$40,000,000 to French canal company made May 24, 1904.  
 Loren C. Collins appointed Supreme court judge for canal zone June 17, 1905.

## CANAL OFFICIALS.

The commissioners appointed in 1904 were Rear-Admiral John G. Walker, chairman; Maj.-Gen. George W. Davis, William H. Burr, Benjamin M. Harrod, Carl Ewald Grunsky, Frank I. Hecker and William Barclay Parsons. This commission was found to be unwieldy and unsatisfactory and at the request of President Roosevelt the members handed in their resignations March 29, 1905. April 3 a new commission was named as follows:  
 Theodore P. Shonts, chairman.  
 Charles E. Magoon, governor. (Appointed vice-governor of the Philippines in 1906. No successor named.)  
 John F. Wallace, chief engineer (resigned June 29).  
 John F. Stevens, chief engineer.  
 Rear-Admiral M. T. Endicott, U. S. N.

Brig.-Gen. Peter C. Hains, U. S. A., retired.  
 Col. Oswald H. Ernst, corps of engineers, U. S. A.  
 Benjamin N. Harrod.

Consulting Engineers (not members of commission)—William H. Burr, William Barclay Parsons.

Headquarters of Commission—In Panama.

Salaries—Each member of the commission receives \$7,500 a year, with traveling expenses. The chairman is given \$22,500 additional, the chief engineer \$17,500 additional and the governor of the canal zone \$10,000. The head of each department is allowed the use of a furnished house on the isthmus.

## EXECUTIVE DEPARTMENTS.

By order of the president three executive departments were created headed by Theodore P. Shonts, Charles E. Magoon and John F. Wallace. The head of the first department is chairman of the commission and has direct and immediate charge of:

1. The fiscal affairs of the commission.
2. The purchase and delivery of all material and supplies.
3. The accounts, bookkeeping and audits.
4. The commercial operations in the United States of the Panama railroad and steamship lines.
5. He has charge of the general concerns of the commission subject to the supervision and direction of the secretary of war and performs such other duties as are placed upon him from time to time by the secretary of war.

The head of the second department is the governor of the zone, with the duties and powers indicated in the executive order of May 9, 1904, which includes in general:

1. The administration and enforcement of law in the zone.
2. All matters of sanitation within the canal zone, and also in the cities of Panama and Colon and the harbors, etc., so far as authorized by the treaty, the executive orders and decrees of Dec. 3, 1904, between the United States and the republic of Panama relating thereto.
3. The custody of all supplies needed for sanitary purposes and such construction necessary for sanitary purposes as may be assigned to this department by the commission.
4. Such other duties as he may be charged with from time to time by the secretary of war.
5. He shall reside on the isthmus and devote his entire time to the service, except when granted leave of absence by the secretary of war.

The head of the third department is the chief engineer. He has full charge on the isthmus:

1. Of all the actual work of construction carried on by the commission on the isthmus.
2. The custody of all the supplies and plant of the commission upon the isthmus.
3. The practical operation of the railroad

on the Isthmus, with the special view to its utilization in canal construction work.

4. He shall reside on the Isthmus and devote his entire time to the service except when granted leave of absence by the secretary of war.

While Stevens was appointed chief engineer, he was not made a member of the commission, and the responsibility which had been divided between Wallace and Shonts was all placed upon the latter. The engineering work is under the immediate supervision of Mr. Stevens, but under the general direction of Chairman Shonts.

In September, 1905, a number of eminent engineers of America and Europe met in Washington, D. C., to make investigations and recommendations as to the type of canal to be built, as it had not been decided whether it should be a sea-level or a lock canal. They visited the Isthmus and on returning to Washington formulated majority and minority reports, the foreign engineers favoring a sea-level and a majority of the American engineers a lock canal.

In a message to congress Feb. 19, 1906, President Roosevelt transmitted the reports of the board of consulting engineers and the Isthmian canal commission and announced that unless otherwise directed by congress he would order the canal commission to proceed with the construction of the lock type of canal. The majority of the board of consulting engineers, eight in number, including the five foreign engineers, favored a sea-level canal, and one member of the canal commission, Rear-Admiral Endicott, took the same view. Five of the eight American members of the board of consulting engineers and five members of the Isthmian canal commission favored the lock canal and so did Chief Engineer Stevens and the secretary of war. The president concurred in the recommendation of the minority of the consulting engineers and of the majority of the canal commission that the lock plan be adopted. This was also the view taken by the members of the 59th congress, which at its first session passed a bill directing that a lock canal should be constructed. It was also determined that all the materials used in building the canal should be purchased in the United States.

**PLAN OF THE CANAL.**

The canal begins in the bay of Limon, a mile northwest of the city of Colon on the Atlantic side, with a channel 500 feet in width and 41 feet in depth at mean tide, running due south to the shore line of Limon bay, at the mouth of the Mindi river. This distance is 4½ miles. Then the canal passes through low and swampy ground in a southerly direction 3 miles to the town of Gatun, the width for this stretch being 500 feet and the depth 45 feet. At Gatun there is a space between the hills of over 7,000 feet, through which the waters of the Chagres river and its tributaries flow to the sea. This space is buttressed on either side with rocks and hills, and about midway in this space there is a mountain of rock and earth, in which it is proposed to excavate a diversion channel through which the Chagres river will flow during the construction of the earth dam. The plan is to construct this dam across the entire space at a height of 135 feet above sea level and create a lake. Vessels are to be raised to the level of the lake, to be known as Lake Gatun, by three

duplicate locks ranging in a flight of steps, each lock being 900 feet interior length, 95 feet wide, 40 feet deep over the miter sills, with a lift in each lock of 28 2-3 feet. These six locks, constructed of a mass of masonry and concrete, will be buried in Gatun hill and founded on rock throughout. Lake Gatun, when created by the construction of this dam, will be about 110 square miles in area and will form the summit level of the canal, which will be 85 feet above sea level. The total length of the lake will be 30 miles, of which 23 miles will be navigated by ships crossing the Isthmus. Its depth will be about 75 feet in the immediate vicinity of the dam, this being maintained with little reduction to Bohio (a distance of about 10 miles), and thence reducing gradually toward Obispo, where the depth of 45 feet will be obtained with but little excavation, the bed of the river being about 45 feet below the surface of the future lake.

For 15.69 miles above the Gatun locks the deep portion of the lake will have generally a width exceeding half a mile, and only a small amount of excavation will be required to provide a navigable channel nowhere less than 1,000 feet wide at the bottom and 45 feet deep. Farther up the lake, as the amount of excavation required to obtain a depth of 45 feet increases, the minimum width of the channel will be decreased, first to 800 feet for a distance of 3.86 miles from San Pablo to Juan Grande, then to 500 feet for 3.73 miles to Obispo, and to 300 feet for 1.55 miles from Obispo to Las Cascades, where the channel will be further narrowed to 200 feet through the heaviest portion of the great central mass known as Culebra.

For a distance of 4.7 miles through the deep portion of the Culebra cut the channel is to have a bottom width of 200 feet and to have nearly vertical sides below the water line, and then will become 300 feet wide for 1.88 miles to the Pedro Miguel locks, where the summit level will end. The duplicate locks at Pedro Miguel will have one lift of 31 feet. Passing the locks the channel will be 500 feet wide for 1.64 miles, then increasing to 1,000 feet or more for the further distance of 3.38 miles to the Sosa locks on the shore of Panama bay. This broad navigation will be in an artificial lake created by three dams, to be subsequently described. There are to be duplicate flights of locks on the west side of Sosa hill near La Boca with two lifts of about 31 feet each from ordinary low tide to the level of Lake Sosa. From the Sosa lock to the 7-fathom curve in Panama bay, a distance of 4 miles, the channel is to be 300 feet wide at the bottom and 45 feet deep below mean tide.

The waterway may be summarized with reference to channel widths as follows:

Width.	Length, miles.	Per cent. of route.
100 feet.....	19.08	38.4
800 feet.....	3.86	7.8
500 feet.....	12.29	24.7
300 feet.....	7.21	14.5
200 feet.....	4.70	9.4
Locks and approaches.....	2.58	5.2

Total .....49.72 100.0

The estimated cost of the canal is \$139,705,200 and the time for its completion eight and a half years. It is expected that it will be open for navigation in 1914 or 1915.

THE PENSION OFFICE.

Pensioners on the roll June 30, 1906, and June 30, 1905.

CLASS.	1906.	1905.	Gain	Loss.	CLASS.	1906.	1905.	Gain	Loss.
Revolution'y War—					Widows .....	175,237	169,066	6,171	.....
Widows.....	1	1	.....	.....	Minor children.....	4,167	4,177	.....	10
Daughters.....	3	4	.....	1	Helpless children.....	274	250	24	.....
War of 1812—					Army nurses.....	579	603	.....	24
Widows .....	660	776	.....	116	War with Spain .....				
Indian Wars—					Invalids .....	17,646	15,711	1,935	.....
Survivors.....	2,173	2,269	.....	96	Widows .....	1,094	1,068	26	.....
Widows.....	3,367	3,461	.....	94	Minor children.....	298	272	26	.....
Mexican War—					Mothers.....	3,061	2,957	104	.....
Survivors.....	3,984	4,540	.....	556	Fathers.....	512	473	39	.....
Widows .....	7,488	7,653	.....	165	Bros. and sisters..	9	9	.....	.....
Civil War—Gen.law					Helpless children	1	1	.....	.....
Invalids .....	205,375	219,384	.....	14,009	Reg. establishment				
Widows.....	76,810	77,620	.....	810	Invalids.....	10,648	10,036	618	.....
Minor children .....	662	769	.....	107	Widows.....	2,498	2,453	45	.....
Mothers.....	5,519	6,643	.....	1,124	Minor children.....	120	115	5	.....
Fathers.....	1,097	1,410	.....	313	Mothers.....	783	714	69	.....
Bros. and sisters .....	205	195	10	.....	Fathers .....	130	108	22	.....
Helpless children	479	472	7	.....	Bros. and sisters..	5	6	.....	1
Act of June 27, 1890					Helpless children	8	7	.....	.....
Invalids.....	461,078	465,224	.....	4,146	Total .....	985,971	998,441	9,102	21,572

Net loss, 12,470.

At the close of the fiscal year 1905 there were on the pension roll 634,608 survivors of the civil war. On June 30, 1906, this number had decreased to 666,453.

Average annual value each pension in 1906.....	\$138.18
Average annual value each pension, regular establishment.....	173.35
Average annual value each pension under the general law.....	191.43
Average annual value each pension on account war with Spain.....	127.33
Average annual value each pension under act of June 27, 1890.....	114.33

DISBURSEMENTS AT PENSION AGENCIES.

Fiscal year ended June 30, 1906.

LOCATION.	Name of agent.	Pensioners	Pensions paid	Grand total.*
Augusta, Me.....	Selden Connor.....	17,723	\$2,728,024.14	\$2,741,126.45
Boston, Mass.....	Augustus J. Hoitt.....	59,973	7,613,013.48	7,643,028.86
Buffalo, N. Y.....	Charles A. Orr.....	45,818	6,279,374.31	6,304,857.86
Chicago, Ill.....	Charles Bent.....	76,504	10,727,731.58	10,764,815.67
Columbus, O.....	William R. Warnock.....	98,068	14,792,362.13	14,836,601.62
Concord, N. H.....	Grovener A. Curtice.....	16,533	2,600,597.59	2,613,153.37
Des Moines, Iowa.....	William V. Willcox.....	53,951	7,763,189.13	7,791,886.42
Detroit, Mich.....	Oscar A. Janes.....	41,388	6,406,190.61	6,430,119.90
Indianapolis, Ind.....	Albert O. Marsh.....	62,468	10,186,349.68	10,219,945.54
Knoxville, Tenn.....	William Rule.....	65,246	8,424,689.00	8,657,972.95
Louisville, Ky.....	Andrew T. Wood.....	27,544	3,892,799.41	3,910,026.42
Milwaukee, Wis.....	Edwin D. Coe.....	49,603	7,049,921.55	7,076,008.49
New York, N. Y.....	Michael Kerwin.....	55,682	7,018,830.14	7,047,605.50
Philadelphia, Pa.....	St. Clair A. Mulholland.....	59,238	7,671,049.92	7,702,028.65
Pittsburg, Pa.....	Daniel Ashworth.....	45,944	6,325,708.72	6,351,501.05
San Francisco, Cal.....	Jesse B. Fuller.....	42,514	5,562,485.55	5,586,443.84
Topeka, Kas.....	Wilder S. Metcalf.....	113,597	15,911,434.87	15,957,754.39
Washington, D. C.....	John R. King.....	54,177	7,715,657.64	8,247,749.87
Total.....		985,971	138,864,409.45	139,881,726.85

\*Includes salaries, clerk hire, rents, surgeons' fees and contingent expenses.

In addition to the above there was disbursed during the fiscal year ended June 30, 1906, the following sum, chargeable to the appropriation for the fiscal year ended June 30, 1905: Fees of examining surgeons, pensions, \$201,701.10.

NUMBER OF PENSIONERS ON THE ROLLS JUNE 30, 1905.

United States. No.	Amount.	United States. No.	Amount.	United States. No.	Amount.
Alabama.....	3,943	\$504,734.16	Indian Ter.....	4,321	\$581,394.56
Alaska.....	79	10,193.15	Iowa.....	35,132	5,333,069.45
Arizona.....	862	118,993.48	Kansas.....	39,076	5,467,713.52
Arkansas.....	10,907	1,486,365.45	Kentucky.....	27,244	3,854,467.80
California.....	25,888	3,352,294.24	Louisiana.....	6,620	805,123.15
Colorado.....	8,747	1,223,445.72	Maine.....	18,741	2,855,269.36
Connecticut.....	12,611	1,582,690.65	Maryland.....	12,771	1,720,191.39
Delaware.....	2,683	381,946.95	Massach'nts.....	40,610	5,258,862.39
Dist. of Col.....	3,740	1,357,032.66	Michigan.....	41,674	6,436,483.18
Florida.....	3,852	509,412.29	Minnesota.....	15,207	2,118,818.28
Georgia.....	3,632	486,978.10	Mississippi.....	4,856	588,646.95
Idaho.....	2,253	311,867.37	Missouri.....	50,434	7,091,341.31
Illinois.....	69,704	9,903,963.06	Montana.....	2,082	291,251.29
Indiana.....	61,440	9,916,488.98	Nebraska.....	16,103	2,175,179.10
Nevada.....	384	\$50,033.95	New Hampshire.....	8,211	1,208,412.97
New Jersey.....	20,686	2,452,280.51	New Mexico.....	2,106	310,092.62
New York.....	89,240	11,835,027.05	New York.....	89,240	11,835,027.05
North Carolina.....	4,204	557,285.03	North Carolina.....	4,204	557,285.03
North Dakota.....	2,013	289,921.15	North Dakota.....	2,013	289,921.15
Ohio.....	98,564	14,893,188.29	Ohio.....	98,564	14,893,188.29
Oklahoma.....	9,236	1,286,796.29	Oklahoma.....	9,236	1,286,796.29
Oregon.....	7,940	1,047,311.36	Oregon.....	7,940	1,047,311.36
Pennsylvania.....	98,829	13,225,941.38	Pennsylvania.....	98,829	13,225,941.38
Rhode Is'ld.....	5,468	628,150.28	Rhode Is'ld.....	5,468	628,150.28
South Carolina.....	2,005	259,979.28	South Carolina.....	2,005	259,979.28
South Dakota.....	4,392	628,062.20	South Dakota.....	4,392	628,062.20

## NUMBER OF PENSIONERS ON THE ROLLS JUNE 30, 1905—CONTINUED.

United States.	No.	Amount.	For'n countries.	No.	Amount.	For'n countries.	No.	Amount.
Tennessee	19,288	\$2,753,932.97	Brazil	6	\$1,165.33	Malta	2	\$283.00
Texas	8,913	1,180,505.72	Canada	2,657	379,009.07	Mauritius	1	84.00
Utah	1,028	\$131,755.64	Cape Vde. Isl.	1	48.00	Mexico	171	24,809.19
Vermont	8,347	1,377,243.94	Chile	10	3,439.40	Netherlands	8	1,372.27
Virginia	8,895	1,262,896.44	China	17	2,422.06	Newfound'd	3	288.00
Washington	10,312	1,338,277.45	Comoro Ids	1	90.00	New Zealand	12	1,123.73
W. Virginia	12,211	1,740,865.15	Costa Rica	5	498.00	Nicaragua	3	375.87
Wisconsin	27,044	3,871,663.98	Cuba	60	8,550.62	Norway	68	9,630.66
Wyoming	922	125,864.33	Dan. W. Ind's.	4	678.00	Panama	13	863.93
<b>Total</b>	<b>980,600</b>	<b>\$18,099,717.47</b>	Denmark	38	5,415.38	Paraguay	1	.....
<b>Insular possessions.</b>			Domn. Rep.	2	264.00	Peru	9	558.27
Hawaii	56	6,552.60	Dutch W. Ind.	2	360.00	Portugal	1	36.00
Philippines	35	7,121.88	England	391	55,721.43	Russia	16	2,551.40
Porto Rico	12	1,416.00	France	69	9,831.47	Samoa	1	96.00
<b>Total</b>	<b>103</b>	<b>15,090.48</b>	Germany	602	85,791.02	Scotland	103	14,678.53
<b>For'n countries.</b>			Greece	11	1,917.32	Seychelles Isl	1	108.00
Algeria	1	120.00	Guatemala	4	\$666.00	Siam	1	72.00
Argentina	10	638.80	Haiti	1	72.00	South Africa	5	810.80
Australia	79	11,258.27	Honduras	4	453.00	Spain	2	262.73
Aust. Hung'y	37	5,272.88	Hongkong	5	264.00	St. Helena	1	108.00
Azores	4	564.00	India	10	930.00	St. Martin	1	150.00
Bahamas	5	552.00	Ireland	495	70,542.44	Sweden	67	9,547.18
Barbados	2	240.00	Isle of Man	2	216.00	Switzerland	70	9,975.71
Belgium	21	2,992.70	Isle of Pines	5	588.00	Turkey	14	1,728.00
Bermudas	5	432.00	Italy	51	7,208.01	U. S. of Col'a	2	.....
Bolivia	1	.....	Jamaica	5	1,002.00	Uruguay	3	606.20
			Japan	22	3,135.23	Wales	27	3,847.77
			Korea	1	84.00	<b>Total</b>	<b>5,268</b>	<b>749,601.50</b>
			Liberia	12	2,023.53			
			Madeira	4	852.00			

## SUMMARY.

	Pensioners.	Payments.
Pensioners residing in states and territories and payments to them	980,600	\$138,099,717.47
Pensioners residing in insular possessions and payments to them	103	15,090.48
Pensioners residing in foreign countries and payments to them	5,268	749,601.50
<b>Total</b>	<b>985,971</b>	<b>138,864,409.45</b>
Payments by treasury department (treasury settlements)		135,878.80
Total payments on account of army and navy pensions		139,000,238.25

## CLASSIFICATION OF DISBURSEMENTS FOR PENSIONS IN 1906.

	Amount dis- bursed.	Total.	Grand total.
Regular Establishment.			
Army—Invalids	\$1,449,199.04		
Widows and dependents	453,105.62	\$1,902,304.66	
Navy—Invalids	363,982.57		
Widows and dependents	255,514.87	619,497.44	\$2,521,802.10
Civil War, General Law.			
Army—Invalids	43,107,707.35		
Nurses	86,104.66		
Widows and dependents	13,022,664.93	56,216,476.94	
Navy—Invalids	380,561.92		
Widows and dependents	192,739.07	573,300.99	56,789,837.93
Civil War, Act of June 27, 1890.			
Army—Invalids	53,372,565.78		
Widows and dependents	17,779,081.44	71,151,647.22	
Navy—Invalids	2,058,475.03		
Widows and dependents	799,941.16	2,858,416.19	74,010,063.41
War with Spain.			
Army—Invalids	2,508,428.09		
Widows and dependents	787,952.60	3,296,380.69	
Navy—Invalids	95,293.78		
Widows and dependents	50,482.06	145,775.84	3,442,156.53
War of 1812.			
Survivors	4.80		
Widows	101,273.47		101,278.27
War with Mexico.			
Survivors	624,247.79		
Widows	752,148.57		1,376,396.36
Indian Wars.			
Survivors	251,664.84		
Widows	371,210.01		622,874.85
Treasury settlements			135,878.80
<b>Total payments</b>			<b>139,000,238.25</b>

## SPANISH WAR PENSIONS BY YEARS.

1899	\$28,606.81	1902	\$1,738,446.28	1905	\$3,409,968.54
1900	332,936.25	1903	2,204,084.21	1906	3,442,156.53
1901	1,175,225.76	1904	3,106,931.78	<b>Total</b>	<b>15,483,555.16</b>



TOTAL COST OF PENSIONS.

FISCAL YEAR.	DISBURSEMENTS FOR PENSIONS.		Fees of examining surgeons.	Cost of disbursements maintaining pens'n agencies.	PENSION BUREAU.		Number of pensioners on rolls	
	Army.	Navy.			Salaries.	Other expenses.		
1866.....	\$15,158,598.64	\$291,951.24	Paid from army and navy pensions. No separate account kept.	*\$155,000.00	\$237,165.00	\$15,000.00	126,722	
1867.....	20,552,948.47	291,841.22		*155,000.00	308,361.49	27,615.86	155,474	
1868.....	22,811,183.75	290,325.61		*155,000.00	366,186.20	31,834.14	169,643	
1869.....	23,168,323.34	294,423.93		*155,000.00	366,007.31	43,519.50	187,963	
1870.....	29,043,237.00	308,251.78		216,212.86	333,660.00	51,125.00	198,686	
1871.....	28,081,542.41	437,250.21		431,720.03	372,378.97	58,980.00	207,495	
1872.....	29,276,921.02	475,825.79		457,379.51	436,315.71	57,557.78	232,189	
1873.....	26,502,528.96	479,534.96		No	456,323.99	456,021.26	90,855.89	238,411
1874.....	29,603,159.24	608,619.75		447,693.17	444,052.24	75,048.72	236,241	
1875.....	28,727,104.76	543,300.00		444,074.79	464,821.21	73,739.35	234,821	
1876.....	27,411,309.53	524,900.00		447,702.13	468,577.80	98,798.88	232,137	
1877.....	27,659,461.72	523,360.00		866,824.42	455,270.05	445,262.08	67,102.78	232,104
1878.....	26,251,725.91	534,283.53		234,968.26	313,194.37	443,066.56	41,240.90	232,998
1879.....	33,109,339.92	555,069.00		86,638.50	203,851.24	493,255.70	54,088.70	242,755
1880.....	55,901,670.42	787,568.66		75,547.00	221,326.76	582,517.84	55,035.68	250,802
1881.....	49,419,935.35	1,163,500.00		116,737.00	222,295.00	686,565.45	46,462.19	268,330
1882.....	53,328,192.05	984,980.00		232,595.87	234,544.37	868,113.92	130,981.85	285,897
1883.....	59,648,610.70	968,963.11		341,186.49	285,620.29	1,723,285.68	241,555.83	303,658
1884.....	56,945,115.25	967,272.22		262,066.52	303,490.61	1,936,161.65	333,522.42	322,756
1885.....	64,232,275.34	949,661.78	482,181.13	275,976.55	2,122,926.54	511,492.12	343,125	
1886.....	63,034,642.90	1,056,500.00	492,714.76	294,724.14	1,948,285.80	509,291.91	365,783	
1887.....	72,464,236.69	1,288,760.39	1,106,324.92	248,280.42	1,968,599.66	430,195.91	406,007	
1888.....	77,712,789.27	1,237,712.40	845,143.61	263,109.87	1,966,027.55	420,776.24	452,527	
1889.....	86,996,502.15	1,846,218.43	787,391.72	278,902.20	1,978,119.98	422,554.50	489,755	
1890.....	103,809,250.39	2,285,000.00	895,677.62	292,697.35	1,957,725.43	380,281.73	537,944	
1891.....	114,734,750.83	2,567,969.67	1,640,963.76	380,390.14	2,301,721.80	377,560.74	676,160	
1892.....	155,914,611.76	3,479,535.35	1,725,597.47	500,122.02	2,494,122.87	178,823.44	876,068	
1893.....	153,045,460.94	3,861,177.00	1,657,628.30	519,292.95	2,490,044.50	230,768.67	965,012	
1894.....	136,495,965.61	3,490,760.56	672,678.50	517,430.37	2,403,522.75	370,344.69	969,544	
1895.....	136,156,808.35	3,650,980.43	807,767.33	563,449.86	2,461,890.50	504,912.52	970,524	
1896.....	134,632,175.88	3,582,969.10	672,587.47	505,027.85	2,258,169.35	474,800.94	970,678	
1897.....	136,313,914.64	3,635,802.71	678,395.44	572,459.41	2,262,597.70	494,350.52	976,014	
1898.....	140,924,348.71	3,727,531.09	834,249.08	536,629.84	2,254,181.40	429,031.14	993,714	
1899.....	134,671,258.68	3,688,794.27	1,007,636.76	522,496.49	2,151,578.85	465,805.63	991,519	
1900.....	134,700,597.24	3,761,593.41	747,497.80	522,512.16	2,135,542.55	435,854.23	983,526	
1901.....	134,743,790.51	3,877,833.03	844,262.60	525,832.94	2,118,993.29	379,640.70	997,735	
1902.....	133,655,245.75	3,849,022.24	814,470.82	526,413.67	2,114,153.75	376,340.72	999,446	
1903.....	133,922,581.95	3,837,400.76	928,408.58	527,641.97	2,114,483.05	422,683.19	996,545	
1904.....	137,010,616.93	4,082,954.56	818,652.36	533,556.87	2,097,265.70	399,911.32	994,762	
1905.....	136,945,645.26	4,197,166.07	725,432.27	537,138.65	2,082,653.64	376,598.26	998,441	
1906.....	134,736,283.62	4,204,004.63	496,540.10	531,734.12	2,009,157.09	289,601.13	985,971	
Total.....	2,284,333,953.14	79,080,913.86	21,158,676.26	15,797,379.01	59,114,559.73	10,475,751.22	.....	

\*Approximate.

The following statement shows the amounts that have been paid to soldiers, sailors and marines, their widows, minor children and dependent relatives, on account of military and naval service since the foundation of the government:

War of the revolution (estimate).....	\$70,000,000.00
War of 1812 (on account of service without regard to disability).....	45,542,039.24
Indian wars (on account of service without regard to disability).....	8,260,143.39
War with Mexico (on account of service without regard to disability).....	38,059,245.23
War of the rebellion.....	3,259,195,306.60
War with Spain and Insurrection in the Philippine islands.....	15,438,355.16
Regular establishment.....	7,229,312.82
Unclassified.....	16,135,878.80
Total disbursements for pensions.....	3,459,869,311.23

Of the above amount, \$96,445,444.23 was paid from July 1, 1790, to June 30, 1865.

NUMBER OF PENSIONERS AT DIFFERENT RATES.

\$6 and under.....	8,195	From \$17 to \$18, inclusive.....	559	From \$50 to \$72, inclusive.....	2,966
From \$6 to \$8, inclusive.....	335,912	From \$18 to \$20, inclusive.....	7,218	From \$72 to \$100, inclusive.....	688
From \$8 to \$10, inclusive.....	1,001,017	From \$20 to \$24, inclusive.....	30,401	At \$125.....	1
From \$10 to \$12, inclusive.....	325,532	From \$24 to \$25, inclusive.....	2,828	At \$167 1/2.....	3
From \$12 to \$14, inclusive.....	22,638	From \$25 to \$30, inclusive.....	16,238	At \$203 1/2.....	1
From \$14 to \$15, inclusive.....	3,327	From \$30 to \$35, inclusive.....	273	At \$416 2/3.....	2
From \$15 to \$16, inclusive.....	6,235	From \$35 to \$45, inclusive.....	3,643	Total.....	985,971
From \$16 to \$17, inclusive.....	43,750	From \$45 to \$50, inclusive.....	3,444		

AMERICAN TELEPHONE STATISTICS.

	1900.	1905.	1900.	1905.
Exchanges.....	2,326	4,080	Dividends—dollars.....	3,882,945
Miles of wire.....	1,518,609	4,671,038	Capital—dollars.....	25,836,390
Instruments.....	1,580,101	4,480,564	Gross earnings—dollars.....	7,687,331
Daily connections.....	5,173,803	11,149,063	Net earnings—dollars.....	4,270,509
				11,275,702

## INTERNAL REVENUE RECEIPTS.

Comparative statement showing the receipts from the several objects of internal taxation in the United States during the fiscal years ended June 30, 1905 and 1906.

OBJECTS OF TAXATION.	1905.	1906.	Increase.	Decrease.
<b>SPIRITS.</b>				
Spirits distilled from apples, peaches, grapes, pears, pineapples, oranges, apricots, berries, prunes, figs and cherries.....	\$1,754,523.42	\$1,959,807.28	\$205,283.86	.....
Spirits distilled from materials other than apples, peaches, grapes, pears, pineapples, oranges, apricots, berries, prunes, figs and cherries.....	127,758,104.77	135,206,104.21	7,247,999.44	.....
Rectifiers (special tax).....	303,123.85	314,362.91	8,239.06	.....
Wine, made in imitation of champagne, and liquors produced by being rectified, etc.....	687.80	7.20	.....	\$680.60
Retail liquor dealers (special tax).....	5,492,407.54	5,407,981.31	.....	84,426.23
Wholesale liquor dealers (special tax).....	579,806.71	600,326.63	20,525.92	.....
Manufacturers of stills (special tax).....	1,023.18	1,391.66	368.48	.....
Stills and worms, manufactured (special tax).....	2,640.00	3,456.67	816.67	.....
Stamps for distilled spirits intended for export	2,903.85	2,345.25	.....	558.60
Case stamps for distilled spirits bottled in bond	60,292.00	98,272.00	37,980.00	.....
<b>Total.....</b>	<b>135,958,513.12</b>	<b>143,394,055.72</b>	<b>7,435,542.00</b>	.....
<b>TOBACCO.</b>				
Cigars weighing more than 3 pounds per thousand.....	20,582,743.73	21,524,415.67	941,671.94	.....
Cigars weighing not more than 3 pounds per thousand.....	393,348.22	483,768.41	90,420.19	.....
Cigarettes weighing not more than 3 pounds per thousand, 3¢ cents per lb.....	3,004,925.40	3,371,972.43	367,047.03	.....
Cigarettes weighing not more than 3 pounds per thousand, 18 cents per lb.....	316,372.18	356,977.54	40,605.36	.....
Cigarettes weighing more than 3 pounds per thousand.....	25,262.71	28,481.07	3,218.36	.....
Snuff.....	1,267,911.66	1,362,452.31	94,540.65	.....
Tobacco, chewing and smoking.....	20,069,346.60	21,294,929.95	1,225,583.35	.....
<b>Total.....</b>	<b>45,659,910.50</b>	<b>48,422,947.38</b>	<b>2,763,036.88</b>	.....
<b>FERMENTED LIQUORS.</b>				
Ale, beer, lager beer, porter and other similar fermented liquors.....	49,459,539.93	54,651,636.63	5,192,096.70	.....
Brewers (special tax).....	164,741.79	162,637.57	.....	2,104.22
Retail dealers in malt liquors (special tax).....	200,431.76	311,638.04	51,206.28	.....
Wholesale dealers in malt liquors (special tax).....	475,839.70	515,886.32	40,046.62	.....
<b>Total.....</b>	<b>50,300,553.18</b>	<b>55,641,858.56</b>	<b>5,281,305.28</b>	.....
<b>OLEOMARGARINE.</b>				
Oleomargarine, domestic, artificially colored in imitation of butter.....	328,465.08	255,102.71	.....	73,362.37
Oleomargarine, free from coloration that causes it to look like butter of any shade of yellow.....	116,490.33	126,489.08	9,998.75	.....
Oleomargarine imported from foreign countries.....	99.15	.....	.....	99.15
Manufacturers of oleomargarine (special tax).....	17,150.00	23,005.90	5,855.90	.....
Retail dealers in oleomargarine artificially colored in imitation of butter (special tax).....	21,548.30	30,462.00	8,913.70	.....
Retail dealers in oleomargarine free from artificial coloration (special tax).....	67,285.32	67,243.09	.....	42.23
Wholesale dealers in oleomargarine artificially colored in imitation of butter (special tax).....	4,160.00	8,320.00	4,160.00	.....
Wholesale dealers in oleomargarine free from artificial coloration (special tax).....	50,265.63	59,415.15	9,149.52	.....
<b>Total.....</b>	<b>605,478.81</b>	<b>570,037.93</b>	.....	<b>35,440.88</b>
<b>FILLED CHEESE.</b>				
Filled cheese, domestic and imported.....	.....	.40	.40	.....
Manufacturers of filled cheese (special tax).....	.....	.....	.....	.....
Retail dealers in filled cheese (special tax).....	.....	1.00	1.00	.....
Wholesale dealers in filled cheese (special tax).....	.....	.....	.....	.....
<b>Total.....</b>	.....	<b>1.40</b>	<b>1.40</b>	.....
<b>MIXED FLOUR.</b>				
Per barrel of 196 lbs or more than 98 lbs.....	16.00	77.32	61.32	.....
Half barrel of 98 lbs or more than 49 lbs.....	1,193.96	1,079.35	.....	114.61
Quarter barrel of 49 lbs or more than 24½ lbs.....	97.00	114.60	17.60	.....
Eighth barrel of 24½ lbs or less.....	161.41	386.46	225.05	.....

## INTERNAL REVENUE.—CONTINUED.

OBJECTS OF TAXATION.	1905.	1906.	Increase.	Decrease.
Manufacturers, packers or repackers of mixed flour (special tax).....	\$180.02	\$909.50	\$729.48	.....
Total.....	1,648.39	2,567.23	918.84	.....
ADULTERATED BUTTER.				
Adulterated butter manufactured or sold, etc.,	367.10	2,051.50	1,684.40	.....
Manufacturers of adulterated butter (special tax).....	3,133.87	5,254.93	2,121.06	.....
Retail dealers in adulterated butter (special tax).....	138.00	242.00	104.00	.....
Wholesale dealers in adulterated butter (special tax).....	300.00	1,710.00	1,410.00	.....
Total.....	3,938.97	9,258.43	5,319.46	.....
PROCESS OR RENOVATED BUTTER.				
Process or renovated butter manufactured or sold, etc.....	153,416.49	135,040.57	.....	\$18,375.92
Manufacturers of process or renovated butter (special tax).....	3,318.77	3,037.52	.....	281.25
Total.....	156,735.26	138,078.09	.....	18,657.17
BANKS, BANKERS, ETC.				
Bank circulation.....	.....	.....	.....	.....
Notes of persons; state banks, towns, cities, etc., paid out.....	.....	50.10	50.10	.....
Total.....	.....	50.10	50.10	.....
MISCELLANEOUS.				
Opium.....	.....	.....	.....	.....
Playing cards.....	426,575.44	489,347.26	62,771.82	.....
Penalties.....	223,594.73	283,991.62	55,396.89	.....
Collections not otherwise herein provided for.....	786,027.97	*150,494.88	.....	635,533.09
Total.....	1,441,198.14	923,833.76	.....	517,364.38
Aggregate receipts.....	234,187,976.37	249,102,738.00	14,914,761.63	.....

\*Includes \$142,143.22 from legacies on which the tax had accrued prior to the repeal of the act.

## RECEIPTS BY STATES AND TERRITORIES DURING THE LAST FISCAL YEAR.

State or territory.	Collections.	State or territory.	Collections.	State or territory.	Collections.
Alabama.....	\$440,735.90	Maryland*.....	\$6,635,290.89	Ohio.....	\$20,572,711.19
Arkansas.....	125,046.05	Massachusetts.....	3,704,324.92	Oregon.....	283,218.53
Cal. and Nev.....	4,849,703.41	Michigan.....	5,151,283.91	Pennsylvania.....	21,049,515.30
Col. and Wyo.....	575,773.89	Minnesota.....	1,585,421.99	South Carolina.....	570,616.10
Conn. and R. I.....	1,658,979.13	Missouri.....	8,752,729.53	Tennessee.....	2,167,386.06
Florida.....	1,051,124.21	Montana, Idaho and Utah.....	553,824.34	Texas.....	690,368.40
Georgia.....	595,085.69	Nebraska.....	2,555,942.29	Virginia.....	4,139,258.24
Hawaii.....	42,750.93	N. H., Me. and Vt.....	479,137.63	Washington and Alaska.....	750,823.65
Illinois.....	52,471,405.87	New Jersey.....	6,728,275.24	West Virginia.....	1,233,856.24
Indiana.....	25,342,602.15	N. Mex. and Ariz.....	105,862.68	Wisconsin.....	7,947,350.62
Iowa.....	892,589.06	New York.....	29,758,630.50	Total.....	249,102,738.00
Kas., I. T. and O. T.....	820,147.43	North Carolina.....	4,952,325.96		
Kentucky.....	24,469,083.68	N. and S. Dakota.....	157,322.74		
La. and Miss.....	5,692,160.41				

\*Including Delaware, District of Columbia and two counties of Virginia.

## DEATH OF HENRIK IBSEN.

Henrik Ibsen, one of the foremost dramatists of modern times, died in Christiania, Norway, May 23, 1906. He had been ill for some time and had not engaged in active literary work for a number of years. Ibsen was born March 20, 1828, and began writing poetry at the age of 21. His first play, "Catiline," was written in 1850. "Brand"

is considered his greatest poem and "A Doll's House," "The Pillars of Society," "Ghosts" and "An Enemy of the People" are among the best known of his dramas. These and others of his productions have been translated into many languages so that Ibsen's influence upon the modern stage was practically world-wide.

## KING AND QUEEN OF NORWAY CROWNED.

King Haakon VII. and Queen Maud of Norway were crowned in the ancient cathedral at Trondhjem, June 22, 1906. The religious ceremonies were conducted by the bishops of Trondhjem, Christiania and Bergen and the crown was presented in each case by Premier Michelsen. Among the

spectators were the prince and princess of Wales and a large number of diplomats, statesmen, military and naval officers, representatives of other countries and distinguished persons from many parts of the world.

CAUSES FOR DIVORCE.

Summary of the laws in effect in various states and territories.

STATE OR TERRITORY.	Cruelty.	Desertion.	Fraud or force.	Imprisonment.	Insanity.	Intemperance.	Neglect.	NON-AGE.		Residence required.	Remarriage permitted.	Alimony.
								Male.	Female.			
Alabama.....	Yes..	2 yrs.	Yes..	2 yrs....	Yes....	Yes....	.....	17	14	1 to 3 y.	Yes..	Yes.
Arizona.....	Yes..	2 yrs.	Yes..	Felony..	Idiocy.	Yes....	1 yr..	18	16	1 yr..	Yes..	Yes.
Arkansas.....	Yes..	1 yr..	Yes..	Felony..	Yes....	1 yr..	.....	17	14	1 yr..	Yes..	Yes.
California.....	Yes..	1 yr..	Yes..	Felony..	Yes....	1 yr..	1 yr..	18	15	1 yr..	Yes..	Yes.
Colorado.....	Yes..	1 yr..	.....	Felony..	.....	1 yr..	1 yr..	.....	.....	1 yr..	Yes..	Yes.
Connecticut.....	Yes..	3 yrs.	Yes..	Felony..	Hab'l.	.....	.....	21	21	3 yrs..	Yes..	Yes.
Delaware.....	Yes..	3 yrs.	Fraud.	Felony..	Hab'l.	3 yrs.	.....	18	16	Actual	Yes..	Yes.
Dist. of Col.....	Yes..	2 yrs.	No....	Felony..	Yes....	No....	.....	21	18	3 yrs..	Yes*	Yes.
Florida.....	Yes..	1 yr..	.....	.....	4 yrs..	Yes....	1 yr..	.....	.....	2 yrs..	Yes..	Yes.
Georgia.....	Yes..	3 yrs.	Yes..	2 yrs....	Yes....	Yes....	.....	17	14	1 yr..	No....	Yes.
Idaho.....	Yes..	1 yr..	Yes..	Felony..	6 yrs..	1 yr..	1 yr..	18	18	6 mos.	Yes..	Yes.
Illinois.....	Yes..	2 yrs.	Yes..	Felony..	Yes....	2 yrs..	.....	17	14	1 yr..	Yes..	Yes.
Indiana.....	Yes..	2 yrs.	Yes..	Felony†	Hab'l.	.....	2 yrs.	18	16	2 yrs..	Yes..	Yes.
Indian Ter.....	Yes..	1 yr..	Yes..	Felony..	Yes†	1 yr..	.....	17	14	1 yr..	Yes..	Yes.
Iowa.....	Yes..	2 yrs.	Yes..	Felony†	Hab'l.	.....	.....	16	14	1 yr..	Yes..	Yes.
Kansas.....	Yes..	2 yrs.	Yes..	Felony†	Hab'l.	Yes..	.....	21	18	1 yr..	Yes..	Yes.
Kentucky.....	Yes..	1 yr..	Yes..	Felony..	Yes..	Yes..	1 yr..	14	12	1 yr..	Yes..	Yes.
Louisiana.....	Yes..	5 yrs.	Yes..	Felony..	Hab'l.	Yes..	.....	14	12	.....	Yes..	Yes.
Maine.....	Yes..	3 yrs.	.....	Life....	Yes..	Hab'l.	Yes..	21	18	1 yr..	Yes..	Yes.
Maryland.....	Yes..	3 yrs.	Yes..	.....	Yes..	.....	.....	21	16	2 yrs..	Yes..	Yes.
Massachusetts.....	Yes..	3 yrs.	Fraud.	5 yrs....	Yes..	Hab'l.	Yes..	21	18	3 to 5 y.	Yes..	Yes.
Michigan.....	Yes..	2 yrs.	Yes..	3 yrs....	Yes..	Hab'l.	Yes..	18	16	1 to 2 y.	Yes..	Yes.
Minnesota.....	Yes..	1 yr..	Yes..	Yes†	Yes..	1 yr..	.....	18	15	1 yr..	Yes..	Yes.
Mississippi.....	Yes..	2 yrs.	.....	Felony..	Yes..	Hab'l.	.....	21	18	1 to 2 y.	Yes..	Yes.
Missouri.....	Yes..	1 yr..	Yes..	Felony..	Yes..	1 yr..	.....	14	12	1 yr..	Yes..	Yes.
Montana.....	Yes..	1 yr..	Yes..	Felony..	Yes..	1 yr..	.....	14	12	1 yr..	Yes..	Yes.
Nebraska.....	Yes..	2 yrs.	Yes..	3 yrs....	Yes..	Hab'l.	Yes..	18	16	6 mos.	Yes..	Yes.
Nevada.....	Yes..	1 yr..	Yes..	Felony..	Yes..	Hab'l.	1 yr..	18	16	6 mos.	Yes..	Yes.
New Hampshire.....	Yes..	3 yrs.	Yes..	1 yr....	Yes..	3 yrs..	.....	14	13	Actual	Yes..	Yes.
New Jersey.....	Yes..	2 yrs.	Yes..	.....	Yes..	.....	.....	21	18	2 to 3 y.	Yes..	Yes.
New Mexico.....	Yes..	1 yr..	Yes..	Felony..	Yes..	Hab'l.	Yes..	18	15	1 yr..	Yes..	Yes.
North Carolina.....	Yes..	.....	Yes..	Felony..	Yes..	.....	.....	16	14	2 yrs..	Yes..	Yes.
North Dakota.....	Yes..	1 yr..	Yes..	Felony..	Yes..	1 yr..	1 yr..	18	15	1 yr..	Yes..	Yes.
New York.....	Yes..	.....	Force.	.....	Yes..	.....	.....	18	18	1 yr..	Yes..	Yes.
Ohio.....	Yes..	3 yrs.	.....	Felony..	Yes..	3 yrs..	Yes..	18	16	1 yr..	Yes..	Yes.
Oklahoma Ter.....	Yes..	1 yr..	Yes..	Felony..	Yes..	Hab'l.	Yes..	18	15	1 yr..	Yes..	Yes.
Oregon.....	Yes..	1 yr..	Yes..	Felony..	Yes..	1 yr..	.....	18	15	1 yr..	Yes..	Yes.
Pennsylvania.....	Yes..	2 yrs.	Yes..	2 yrs....	Yes..	.....	.....	.....	.....	1 yr..	Yes..	Yes.
Rhode Island.....	Yes..	5 yrs.	.....	Felony..	Yes..	Hab'l.	Yes..	.....	.....	1 yr..	Yes..	Yes.
South Carolina.....	Yes..	No....	Yes..	.....	Yes..	.....	.....	.....	.....	.....	.....	.....
South Dakota.....	Yes..	1 yr..	Yes..	Felony..	Yes..	1 yr..	1 yr..	18	15	6 mos.	Yes..	Yes.
Tennessee.....	Yes..	2 yrs.	Yes..	Felony..	Yes..	Hab'l†	Yes..	16	16	2 yrs..	Yes..	Yes.
Texas.....	Yes..	3 yrs.	Fraud.	Felony..	Yes..	Hab'l.	.....	16	14	6 mos.	Yes..	Yes.
Utah.....	Yes..	1 yr..	Yes..	Felony..	Yes..	Hab'l.	Yes..	16	14	1 yr..	Yes..	Yes.
Vermont.....	Yes..	3 yrs.	Yes..	3 yrs....	Yes..	.....	Yes..	21	18	1 yr..	Yes..	Yes.
Virginia.....	Yes..	3 yrs.	Yes..	Yes....	Yes..	.....	.....	14	12	1 yr..	Yes..	Yes.
Washington.....	Yes..	1 yr..	Yes..	Yes....	Yes..	Hab'l.	Yes..	21	18	1 yr..	Yes..	Yes.
West Virginia.....	Yes..	3 yrs.	Yes..	Yes....	Yes..	.....	.....	18	16	1 yr..	Yes..	Yes.
Wisconsin.....	Yes..	3 yrs.	Yes..	3 yrs....	Yes..	1 yr..	Yes..	18	15	1 yr..	Yes..	Yes.
Wyoming.....	Yes..	1 yr..	Yes..	Yes....	Yes..	Hab'l.	1 yr..	18	16	1 yr..	Yes..	Yes.

\*Innocent party only. †Subsequent to marriage. ‡Curable, after marriage. §Absence of ten years. ¶After divorce.

NOTE—Consanguinity and infidelity are causes for divorce in all the states.

MARRIAGE LAWS.

Marriage may be contracted without the consent of parents by males who are 21 years of age or more. This is the rule in about all the states having laws on the subject. In Arizona the age is 18. For females the age is 21 in Connecticut, Florida, Kentucky, Louisiana, Ohio, Pennsylvania, Rhode Island, South Dakota, Virginia, West Virginia and Wyoming; 16 is the age in Arizona, Maryland and Nebraska and 18 in the other states. Marriages contracted before the age of consent are illegal in nearly all the states.

Marriage licenses are required in all the states and territories with the exception of New Mexico, New Jersey, New York, North Dakota, Oklahoma and South Carolina.

Marriages between whites and negroes are prohibited by law in Alabama, Arizona,

Arkansas, California, Colorado, Delaware, District of Columbia, Florida, Georgia, Idaho, Indiana, Kentucky, Maryland, Mississippi, Missouri, Nebraska, Nevada, North Carolina, Oklahoma, Oregon, South Carolina, Tennessee, Texas, Utah, Virginia and West Virginia. Michigan specifically declares such marriages valid.

Marriages between first cousins are prohibited in Arizona, Arkansas, Illinois, Indiana, Kansas, Louisiana, Missouri, Montana, Nevada, New Hampshire, North Dakota, Ohio, Oklahoma, Oregon, Pennsylvania, South Dakota and Wyoming. Step-relatives are not permitted to intermarry except in California, Colorado, Florida, Georgia, Idaho, Minnesota, New Mexico, New York, North Carolina, Oregon, Utah and Wisconsin.

Religious Statistics.

CHURCHES IN THE UNITED STATES IN 1905.

[Compiled by Dr. H. K. Carroll for the Christian Advocate.]

DENOMINATION.	Ministers.	Churches.	Members.	DENOMINATION.	Ministers.	Churches.	Members.
Adventists—1. Evangelical	34	30	1,147	6. Christian Common-			
2. Advent Christians.....	912	610	26,500	wealth.....		1	80
3. Seventh-Day.....	483	1,707	60,471	Total Communists.....		22	3,084
4. Church of God.....	19	29	647	Congregationalists*.....	6,059	5,938	687,042
5. Life and Advent Union	60	28	3,800	Disciples of Christ.....	6,475	11,033	1,235,294
6. Churches of God in				Dunkards—1. Conservative.	2,683	900	98,000
Jesus Christ.....	54	95	2,872	2. Old Order.....	213	75	4,000
Total Adventists.....	1,565	2,499	95,437	3. Progressive.....	265	157	14,117
Baptists—				4. Seventh-Day (German).	5	6	194
1. Regular (North)*.....	7,770	9,122	1,075,833	Total Dunkards.....	3,166	1,138	116,311
2. Regular (South)*.....	12,759	20,450	1,862,729	Evangelical Bodies—			
3. Regular (Colored)*.....	11,899	16,516	1,729,939	1. Evangelical Associat'n	941	1,654	99,874
4. Six-Principle.....	8	12	858	2. United Evangelical.....	510	994	67,131
5. Seventh-Day.....	107	97	8,773	Total Evangelical.....	1,451	2,648	166,978
6. Freewill.....	1,275	1,543	86,322	Friends—1. Orthodox.....	1,248	830	96,170
7. Original Freewill.....	120	167	12,000	2. "Hicksite".....	115	183	19,545
8. General.....	475	550	30,800	3. "Wilburite".....	38	53	4,488
9. Separate.....	113	103	6,479	4. Primitive.....	11	9	232
10. United.....	25	204	13,209	Total Friends.....	1,412	1,075	120,415
11. Baptist Church of Christ	80	152	8,254	Friends of the Temple.....	4	4	340
12. Primitive.....	2,130	3,530	126,000	German Evangelical Prot.	100	155	20,000
13. Old Two-Seed-in-the				German Evangelical Synod	956	1,221	222,003
Spirit Predestinarian.....	300	473	12,851	Jews—1. Orthodox.....	135	340	62,000
Total Baptists.....	37,061	52,919	4,974,047	2. Reformed.....	166	290	81,000
Brethren (River)—				Total Jews.....	301	570	143,000
1. Brethren in Christ.....	130	52	3,609	Latter-Day Saints—			
2. Old Order, or Yorker.....	7	8	214	1. Utah branch.....	700	796	300,000
3. United Zion's Children.	20	25	525	2. Reorganized branch.....	860	512	44,247
Total River Brethren.....	157	85	4,339	Total Mormons.....	1,560	1,338	344,247
Brethren (Plymouth)—				Lutherans—			
1. Brethren I.....		109	2,289	1. General Synod.....	1,295	1,697	223,436
2. Brethren II.....		88	2,419	2. United Synod (South)..	223	450	45,703
3. Brethren III.....		86	1,235	3. General Council.....	1,364	2,071	378,379
4. Brethren IV.....		31	718	4. Synodical Conference..	2,283	3,807	595,047
Total Plymouth Breth'n		314	6,661	5. United Norwegian.....	425	1,289	151,502
Catholics—1. Roman.....	13,996	11,520	1,078,546	Independent synods:			
2. Polish.....	33	43	42,850	6. Ohio.....	517	684	97,232
3. Russian Orthodox.....	40	31	40,000	7. Buffalo.....	27	40	5,255
4. Greek Orthodox.....	3	9	21,230	8. Hange's.....	109	275	33,853
5. Syrian Orthodox.....	8	4	15,000	9. Eleisen's.....	7	50	1,550
6. Armenian.....	15	21	8,500	10. Texas.....	11	19	2,200
7. Old Catholic.....	3	5	425	11. Iowa.....	473	868	90,359
8. Reformed Catholic.....	6	4	1,750	12. Norwegian.....	333	897	89,570
Total Catholics.....	14,104	11,637	1,091,351	13. Michigan, etc.....	38	55	8,758
Catholic Apostolic.....	95	10	1,491	14. Danish in America.....	62	111	10,170
Chinese Temples.....		47		15. Icelandic.....	10	37	3,755
Christadelphians.....		63	1,277	16. Immanuel.....	16	14	3,000
Christian Connection.....	1,548	1,340	101,537	17. Suomal (Finnish).....	22	81	11,149
Christian Catholic (Dowie)	104	110	40,000	18. Norwegian Free.....	140	447	41,409
Christian Missionary Ass'n	10	13	754	19. Danish United.....	98	117	9,263
Christian Scientists.....	1,222	611	71,114	20. Slavonian.....	13	28	6,500
Church of God (Winebren-				21. Finnish National.....	19	41	6,000
narian).....	475	590	39,500	22. Finnish Apostolic.....	17	65	5,000
Church of New Jerusalem..	133	140	8,067	Ind. congregations.....	83	200	25,000
Communitistic Societies—				Total Lutherans.....	7,585	13,373	1,841,346
1. Shakers.....	15	1,000		Swedish Evangelical Mis-			
2. Amana.....	1	1,766		sion Covenant.....	291	307	83,400
3. Harmony.....	1	8		Mennonites—1. Mennonite.	430	289	23,169
4. Altruists.....	1	25		2. Bruederhoef.....	9	5	352
5. Church Triumphant							
(Koreshan Ecclesia).....	3	205					

STATISTICS OF CHURCHES.—CONTINUED.

DENOMINATION.	Ministers.	Churches.	Members.	DENOMINATION.	Ministers.	Churches.	Members.
3. Amish.....	280	126	13,580	6. Southern.....	1,557	3,129	246,769
4. Old Amish.....	75	25	2,438	7. Associate.....	12	31	1,053
5. Apostolic.....	2	2	209	8. Associate Reformed, So.	96	136	12,158
6. Reformed.....	43	34	1,680	9. Reformed (Synod).....	129	108	9,096
7. General Conference.....	140	77	10,682	10. Reformed (Gen. Synod)	30	30	4,036
8. Church of God in Christ	18	18	449	11. Reformed (Covenant'd)	1	1	40
9. Old (Wilsler).....	17	15	603	12. Reformed in U.S. & Can.	.....	1	420
10. Bundes Conference.....	45	17	3,036	<b>Total Presbyterians.....</b>	<b>12,650</b>	<b>15,702</b>	<b>1,723,871</b>
11. Defenseless.....	20	11	1,126	<b>Protestant Episcopal—</b>			
12. Brethren in Christ.....	132	147	3,724	1. Protestant Episcopal... ..	5,109	7,146	817,845
<b>Total Mennonites.....</b>	<b>1,211</b>	<b>766</b>	<b>61,048</b>	2. Reformed Episcopal... ..	100	78	9,282
<b>Methodists—</b>				<b>Total Prot. Episcopal... ..</b>	<b>5,209</b>	<b>7,224</b>	<b>827,127</b>
1. Methodist Episcopal... ..	17,409	27,340	2,910,779	<b>Reformed—</b>			
2. Union American M. E. . .	138	255	18,500	1. Reformed (Dutch).....	704	642	116,668
3. African M. E. ....	6,190	5,321	842,023	2. Reformed (German)... ..	1,151	1,730	264,931
4. African Union M. Prot.	128	90	3,887	3. Christian Reformed.....	115	164	23,423
5. African M. E. Zion.....	3,659	3,161	569,305	<b>Total Reformed. ....</b>	<b>1,970</b>	<b>2,536</b>	<b>405,022</b>
6. Methodist Protestant... ..	1,551	2,242	183,894	<b>Salvation Army.....</b>	<b>3,773</b>	<b>983</b>	<b>28,500</b>
7. Wesleyan Methodist... ..	402	556	17,909	Schwenkfeldians.....	3	7	600
8. Methodist Epis. (South).	6,616	15,209	1,595,014	Social Brethren.....	17	20	913
9. Congregational Meth... ..	415	425	24,000	Society for Ethical Culture.	.....	4	1,500
10. Congrega'l Meth. (Col.)..	5	5	319	Spiritualists.....	.....	394	45,080
11. New Cong. Methodist... ..	238	417	4,022	Theosophical Society.....	.....	69	2,663
12. Zion Union Apostolic... ..	30	32	2,346	<b>United Brethren—</b>			
13. Col. Meth. Episcopal... ..	2,299	2,376	214,987	1. United Brethren.....	1,881	3,867	255,695
14. Primitive.....	74	100	6,976	2. U. Breth. (Old Const'n)	304	510	18,317
15. Free Methodist... ..	1,044	1,068	30,271	<b>Total United Brethren..</b>	<b>2,185</b>	<b>4,407</b>	<b>274,012</b>
16. Independent Methodist	8	15	2,569	<b>Unitarians.....</b>	<b>547</b>	<b>459</b>	<b>71,000</b>
17. Evangelist Missionary.	72	47	3,014	<b>Universalists.....</b>	<b>727</b>	<b>965</b>	<b>53,641</b>
<b>Total Methodists.....</b>	<b>40,278</b>	<b>58,659</b>	<b>6,429,815</b>	<b>Independent congregations</b>	<b>54</b>	<b>156</b>	<b>14,126</b>
<b>Moravians.....</b>	<b>132</b>	<b>117</b>	<b>16,582</b>	<b>Grand total in 1905... ..</b>	<b>154390</b>	<b>201608</b>	<b>3,114,845</b>
<b>Presbyterians—</b>				<b>Grand total in 1904.....</b>	<b>152755</b>	<b>199972</b>	<b>3,062,929</b>
1. Northern.....	7,526	7,786	1,087,673				
2. Cumberland.....	1,572	2,922	185,786				
3. Cumberland (Colored).. .	583	558	42,000				
4. Welsh Calvinistic.....	178	178	11,939				
5. United.....	966	822	122,601				

\*Estimated.

• ORDER OF DENOMINATIONS.

DENOMINATION.	Rank in 1905.	Communi-cants.	Rank in 1890.	Communi-cants.
Roman Catholic.....	1	10,785,496	1	6,231,417
Methodist Episcopal.....	2	2,910,779	2	2,240,354
Regular Baptist (South).....	3	1,862,729	3	1,280,066
Regular Baptist (Colored).....	4	1,729,939	4	1,348,989
Methodist Episcopal (South).....	5	1,595,014	5	1,208,976
Disciples of Christ.....	6	1,235,294	8	641,051
Presbyterian (Northern).....	7	1,087,973	7	788,244
Regular Baptist (North).....	8	1,075,833	6	800,450
African Methodist Episcopal.....	9	842,023	11	452,725
Protestant Episcopal.....	10	817,845	9	532,054
Congregationalists.....	11	687,042	10	512,771
Lutheran Synodical Conference	12	595,647	12	357,153
African Methodist Episcopal, Zion.....	13	569,305	13	349,788
Lutheran General Council.....	14	378,379	14	324,846
Latter-Day Saints.....	15	300,000	21	144,352
Reformed (German).....	16	264,931	15	204,018
United Brethren.....	17	255,695	16	202,474
Presbyterian (Southern).....	18	246,769	18	179,721
Lutheran General Synod.....	19	228,436	17	187,432
German Evangelical Synod.....	20	222,003	20	164,640
Colored Methodist Episcopal.....	21	214,987	23	129,383
Cumberland Presbyterian.....	22	185,786	19	164,940
Methodist Protestant.....	23	183,894	22	141,989
United Norwegian Lutheran.....	24	151,502	25	119,972
Primitive Baptist.....	25	126,000	24	121,347
United Presbyterian.....	26	122,601	26	94,402
Reformed (Dutch).....	27	116,668	27	92,970
Christian Connection.....	28	101,597	29	90,718

ORDER OF DENOMINATIONAL FAMILIES.

DENOMINATIONAL FAMILY.	Rank in 1905.	Communi-cants.	Rank in 1890.	Communi-cants.
Catholic .....	1	10,915,251	1	6,257,871
Methodist .....	2	6,429,815	2	4,589,284
Baptist.....	3	4,974,047	3	3,717,969
Lutheran .....	4	1,841,346	5	1,231,072
Presbyterian.....	5	1,723,871	4	1,278,362
Episcopal.....	6	827,127	6	540,509
Reformed.....	7	405,022	7	309,458
Latter-Day Saints.....	8	344,247	9	166,125
United Brethren.....	9	274,012	8	225,281
Evangelical bodies.....	10	166,973	10	133,313
Jewish.....	11	143,000	11	130,406
Friends.....	12	120,415	12	107,208
Dunkards.....	13	116,311	13	73,795
Adventists.....	14	95,437	14	60,491
Mennonites.....	15	61,048	15	41,544

SUMMARY FOR 1905:

DENOMINATION.	Minis- ters.	Churches	Communi- cants.	Minis- ters, gain.	Ch'ches, gain.	Communi- cants, gain.
Adventists (6 bodies).....	1,565	2,499	95,437	15	75	3,019
Baptists (13 bodies).....	37,061	52,919	4,974,047	91	176	72,667
Brethren (River, 3 bodies).....	157	85	4,339	6	23	734
Brethren (Plymouth, 4 bodies).....		314	6,661			
Catholic (5 bodies).....	14,104	11,637	10,915,251	139	132	192,272
Catholic Apostolic.....	95	47	1,491			
Chinese Temples.....		63				
Christadelphians.....		3	1,277			
Christian Connection.....	1,948	1,340	101,537			
Christian Catholic (Dowie).....	104	110	40,000			
Christian Missionary Association.....	10	13	751			
Christian Scientists.....	1,222	611	71,114		10	7,441
Church of God (Winebrennarian).....	475	590	39,500	15	10	1,500
Church of the New Jerusalem.....	133	140	8,067		6	85
Communitistic Societies (6 bodies).....		22	3,084			
Congregationalists.....	6,059	5,938	687,042		19	13,321
Disciples of Christ.....	6,475	11,033	1,235,294			
Dunkards (4 bodies).....	3,166	1,138	116,311	92	13	2,117
Evangelical (2 bodies).....	1,451	2,618	106,973	28	8	2,269
Friends (4 bodies).....	1,412	1,075	120,415	33		3,350
Friends of the Temple.....	4	4	340			
German Evangelical Protestant.....	100	155	20,000			
German Evangelical Synod.....	956	1,221	222,003	8	1	9,539
Jews (2 bodies).....	301	570	143,000			
Latter-Day Saints (2 bodies).....	1,500	1,338	344,247			
Lutherans (22 bodies).....	7,555	13,373	1,841,346	114	279	51,580
Swedish Evangelical Mission Cove- nant.....	291	307	33,400			
Mennonites (12 bodies).....	1,211	795	61,048	11	9	95
Methodists (17 bodies).....	40,273	58,659	6,429,815	432	535	101,892
Moravians.....	132	17	16,582	2		255
Presbyterians (12 bodies).....	12,650	15,702	1,723,871	8	90	26,174
Protestant Episcopal (2 bodies).....	5,209	7,224	827,127	70	219	19,203
Reformed (3 bodies).....	1,470	2,536	405,022	24	2	4,021
Salvation Army.....	3,773	983	28,500	1,406	262	3,491
Schwenkfeldians.....	3	7	600			
Social Brethren.....	17	20	912			
Society for Ethical Culture.....		4	1,500			
Spiritualists.....		334	45,030			
Theosophical Society.....		69	2,663			
United Brethren (2 bodies).....	2,135	3	274,012	197	23	232
Unitarians.....	547	459	71,000	8	3	1,832
Universalists.....	727	985	53,641		96	359
Independent congregations.....	54	156	14,126			
Grand total in 1905.....	154,300	201,608	31,148,445	1,815	1,636	519,155
Grand total in 1904.....	152,575	199,972	30,629,290	3,136	2,624	898,857

### ROMAN CATHOLIC CHURCH OF THE UNITED STATES.

Apostolic Delegate—Most Rev. Diomede Falconio, Washington, D. C.  
Cardinal—James Gibbons, Baltimore, Md.

#### ARCHBISHOPS.

<i>Archdiocese.</i>	<i>Name.</i>
Boston, Mass.....	John Joseph Williams
Chicago, Ill.....	James E. Quigley
Cincinnati, O.....	Henry Moeller
Dubuque, Iowa.....	John J. Keane
Manila, P. I.....	J. J. Hartz
Milwaukee, Wis.....	Sebastian G. Messmer
New Orleans, La.....	James H. Blenk
New York, N. Y.....	J. M. Farley
Oregon City, Ore.....	Alex. Christie
Philadelphia, Pa.....	Patrick John Ryan
St. Louis, Mo.....	J. J. Glennon
St. Paul, Minn.....	John Ireland
San Francisco, Cal.....	Patrick W. Riordan
Santa Fe, N. M.....	P. Bourgade

#### BISHOPS.

<i>Diocese.</i>	<i>Name.</i>
Albany, N. Y.....	T. A. M. Burke
Alton, Ill.....	James Ryan
Altoona, Pa.....	Eugene A. Garvey
Baker City, Ore.....	Charles J. O'Reilly
Belleville, Ill.....	John Janssen
Belmont, N. C.....	Leo Haid
Boise City, Idaho.....	A. J. Glorieux
Boston, Mass.....	John Brady
Brooklyn, N. Y.....	C. E. McDonnell
Brownsville, Tex.....	Peter Verdagner
Buffalo, N. Y.....	Charles H. Colton
Burlington, Vt.....	J. S. Michaud
Charleston, S. C.....	H. P. Northrop
Cheyenne, Wyo.....	J. J. Keane
Chicago, Ill. P. J. Muldoon, A. J. McGavick	
Cleveland, O.....	I. F. Horstmann
Columbus, O.....	James J. Hartley
Concordia, Kas.....	J. F. Cunningham
Covington, Ky.....	Camillus P. Maes
Dallas, Tex.....	E. J. Dunne
Davenport, Iowa.....	Henry Cosgrove
Denver, Col.....	N. C. Matz
Detroit, Mich.....	J. S. Foley
Duluth, Minn.....	James McGolrick
Erie, Pa.....	J. E. Fitz Maurice
Fall River, Mass.....	William Stang
Fargo, N. D.....	John Shanley
Fort Wayne, Ind.....	H. J. Alerding
Gaiveston, Tex.....	N. A. Gallagher
Grand Rapids, Mich.....	H. J. Richter
Great Falls, Mont.....	M. C. Lenihan
Green Bay, Wis.....	Joseph J. Fox
Harrisburg, Pa.....	J. W. Shanahan
Hartford, Conn.....	Michael Tierney
Helena, Mont.....	John P. Carroll
Indianapolis, Ind.....	F. S. Chatard, Denis O'Donoghue
Kansas City, Mo.....	John J. Hogau
LaCrosse, Wis.....	J. Schwebach
Lead, S. D.....	John Stariba
Leavenworth, Kas.....	Thomas F. Lillis
Lincoln, Neb.....	Thomas Bonacum
Little Rock, Ark.....	E. Fitz Gerald
Louisville, Ky.....	W. G. McCloskey
Manchester, N. H.....	John P. Delany
Marquette, Mich.....	Frederick Eis

Mobile, Ala.....	Edward P. Allen
Monterey-Los Angeles, Cal.....	Thos. J. Conaty
Nashville, Tenn.....	T. S. Byrne
Natchez, Miss.....	Thomas Heslin
Natchitoches, La.....	C. Van de Ven
Nesqually, Ore.....	Edward J. O'Dea
Newark, N. J.....	John J. O'Connor
New Orleans, La.....	G. A. Rouxel
New York, N. Y.....	Thomas F. Cusack
Ogdensburg, N. Y.....	Henry Gabriels
Oklahoma.....	Theophile Meerschaert
Omaha, Neb.....	R. Scannell
Peoria, Ill.....	J. L. Spalding, P. J. O'Reilly
Philadelphia, Pa.....	E. F. Prendergast
Pittsburg, Pa.....	J. F. R. Canevin
Portland, Me.....	William H. O'Connell
Providence, R. I.....	M. J. Harkins
Richmond, Va.....	A. Van de Vyver
Rochester, N. Y.....	B. J. McQuaid
Sacramento, Cal.....	Thomas Grace
St. Augustine, Fla.....	William Kenney
St. Cloud, Minn.....	James Trobec
St. Joseph, Mo.....	M. F. Burke
Salt Lake City, Utah.....	L. Scanlan
San Antonio, Tex.....	J. A. Forest
Sandwich Islands.....	L. H. Boeynaems
San Francisco, Cal.....	George Montgomery
Santa Fe, N. M.....	John B. Pitaval
Savannah, Ga.....	B. J. Kelley
Scranton, Pa.....	M. J. Hoban
Sioux City, Iowa.....	P. J. Garrigan
Sioux Falls, S. D.....	Thomas O'Gorman
Springfield, Mass.....	T. D. Beaven
Superior, Wis.....	Augustine F. Schinner
Syracuse, N. Y.....	P. A. Ludden
Trenton, N. J.....	J. A. McFaul
Tucson, Ariz.....	H. Granjon
Wheeling, W. Va.....	P. J. Donahue
Wichita, Kas.....	John J. Hennessy
Wilmington, Del.....	John J. Monaghan
Winona, Minn.....	Joseph B. Cotter

#### CATHOLIC CHURCH STATISTICS.

[From the Official Catholic Directory for 1906. Figures are for the United States.]  
Cardinal—1.  
Archbishops—14.  
Bishops—90.  
Secular clergy—10,789.  
Religious clergy—3,695.  
Total clergy—14,484.  
Churches with resident priests—7,643.  
Missions with churches—3,941.  
Total churches—11,814.  
Universities—7.  
Seminaries—86.  
Students—4,733.  
Colleges for boys—182.  
Academies for girls—687.  
Parishes with schools—4,281.  
Children attending—1,066,207.  
Orphan asylums—254.  
Orphans—39,197.  
Charitable institutions—997.  
Total children in catholic institutions—1,229,668.  
Catholic population of United States—About 12,651,944.

#### PROTESTANT EPISCOPAL CHURCH.

Presiding Bishop—Daniel S. Tuttle, bishop of Missouri.  
*Diocese.* *Bishop and residence.*  
Alabama.....C. M. Beckwith, Anniston  
Alaska.....Peter T. Rowe, Sitka  
Albany.....W. C. Doane, Albany, N. Y.  
Arizona.....J. M. Kendrick, Phoenix

*Diocese.* *Bishop and residence.*  
Arkansas....William M. Brown, Little Rock  
Asheville.Jurius M. Horner, Asheville, N. C.  
Boise.....James B. Funsten, Boise, Idaho  
California...Wm. F. Nichols, San Francisco  
Central Pennsylvania.....  
E. Talbot, South Bethlehem



Central New York...Chas. T. Olmsted, Utica	Oklahoma-Ind. Ter....F. K. Brooke, Guthrie
Chicago.....C. P. Anderson, Chicago	Olympia.....F. W. Keator, Tacoma, Wash.
Colorado.....C. S. Olmsted, Denver	Oregon.....Charles Scadding, Portland
Connecticut.....O. B. Brewster, Hartford	Pennsylvania...O. W. Whitaker, Philadelphia
Dallas.....A. C. Garrett, Dallas, Tex.	Coadjutor.....A. M. Smith, Philadelphia
Delaware.....L. Coleman, Wilmington	Philippines....Charles H. Brent, Manila
Duluth.....James D. Morrison, Duluth, Minn.	Pittsburg.....C. Whitehead, Pittsburg, Pa.
East Carolina.....	Porto Rico.....J. H. Van Buren, San Juan
R. Strange, Wilmington, N. C.	Quincy.....M. E. Fawcett, Quincy, Ill.
Easton.....William F. Adams, Easton, Md.	Rhode Island...Wm. N. McVickar, Providence
Florida.....E. G. Weed, Jacksonville	Sacramento...W. H. Moreland, Sacramento
Fond du Lac....C. C. Grafton, Fond du Lac	Salina.....S. M. Griswold, Salina, Kas.
Georgia.....C. K. Nelson, Atlanta	Salt Lake.....F. S. Spalding, Salt Lake City
Harrisburg....J. H. Darlington, Harrisburg	South Carolina...Elliason Capers, Columbia
Honolulu....H. B. Restarik, Honolulu, H. I.	South Dakota...Wm. H. Hare, Sioux Falls
Indianapolis...J. M. Francis, Indianapolis	Southern Florida...Wm. C. Gray, Orlando
Iowa.....T. N. Morrison, Davenport	Southern Ohio...Boyd Vincent, Cincinnati
Kansas.....F. M. Millsbaugh, Topeka	Southern Virginia...A. M. Randolph, Norfolk
Kansas City...E. R. Atwill, Kansas City, Mo.	Spokane.....L. H. Wells, Spokane, Wash.
Kentucky.....Chas. E. Woodcock, Louisville	Springfield...G. F. Seymour, Springfield, Ill.
Laramie (Wyo.)...A. R. Graves, Kearney, Neb.	Tennessee.....Thomas F. Gailor, Memphis
Lexington...L. W. Burton, Lexington, Ky.	Texas.....G. H. Kinsolving, Austin
Long Island...F. Burgess, Garden City, L. I.	Vermont.....A. C. A. Hall, Burlington
Los Angeles...J. H. Johnson, Pasadena, Cal.	Virginia.....Robert A. Gibson, Richmond
Louisiana.....Davis Sessums, New Orleans	Washington (D. C.).....
Maine.....Robert Codman, Portland	H. Y. Satterlee, Washington, D. C.
Marquette...G. M. Williams, Marquette, Mich.	West Massachusetts.....
Maryland.....William Paret, Baltimore	A. H. Vinton, Springfield
Massachusetts...William Lawrence, Boston	Western Michigan.....
Michigan.....Vacancy	G. De N. Gillespie, Grand Rapids
Michigan City...J. H. White, Michigan City	Western New York...Wm. D. Walker, Buffalo
Milwaukee.....Vacancy	West Texas....J. S. Johnston, San Antonio
Minnesota.....S. C. Edsall, Minneapolis	West Missouri...E. R. Atwill, Kansas City
Mississippi....T. Du B. Bratton, Jackson	West Virginia...G. W. Peterkin, Parkersburg
Missouri.....D. S. Tuttle, St. Louis	Foreign missions:
Montana.....L. R. Brewer, Helena	West African.....
Nebraska.....George Worthington, Omaha	S. D. Ferguson, Harper, Liberia
Newark.....E. S. Lanes, Newark, N. J.	China (Shanghai)...F. R. Graves, Shanghai
New Hampshire...W. W. Niles, Concord	China (Hankow)....L. H. Roots, Hankow
New Jersey....John Scarborough, Trenton	Japan (Tokyo).....John McKim, Tokyo
New Mexico...J. M. Kendrick, Phoenix, Ariz.	Japan (Kyoto).....S. C. Partridge, Kyoto
New York.....H. C. Potter, New York	Cuba.....Albion W. Knight, Havana
North Carolina...J. B. Cheshire, Raleigh	Haiti.....J. T. Holly, Port-au-Prince
North Dakota...Cameron Mann, Fargo	Brazil...L. L. Kinsolving, Rio Grande do Sul
Ohio.....William A. Leonard, Cleveland	Mexico.....H. D. Aves, City of Mexico

## METHODIST EPISCOPAL CHURCH.

## BISHOPS.

Thomas Bowman, East Orange, N. J.  
 Edward G. Andrews, 150 5th avenue, New York, N. Y.  
 Henry W. Warren, University Park, Col.  
 Cyrus D. Foss, 2043 Arch street, Philadelphia, Pa.  
 John M. Walden, 220 West 4th street, Cincinnati, O.  
 Willard F. Mallalieu, Auburndale, Mass.  
 Charles H. Fowler, 150 5th avenue, New York, N. Y.  
 John H. Vincent, Indianapolis, Ind.  
 James N. Fitzgerald, 3029 Washington avenue, St. Louis, Mo.  
 Daniel A. Goodsell, 36 Bromfield street, Boston, Mass.  
 Charles C. McCabe, 1026 Arch street, Philadelphia, Pa.  
 Earl Cranston, Washington, D. C.  
 David H. Moore, Portland, Ore.  
 John W. Hamilton, 1037 Market street, San Francisco, Cal.  
 Joseph F. Berry, 455 Franklin street, Buffalo, N. Y.  
 Henry Spellmeyer, 220 West 4th street, Cincinnati, O.  
 William F. McDowell, 57 Washington street, Chicago, Ill.  
 James W. Bashford, Shanghai, China.

William Burt, Zurich, Switzerland.  
 Luther B. Wilson, Chattanooga, Tenn.  
 Thomas B. Neely, Buenos Ayres, South America.  
 MISSIONARY BISHOPS  
 James M. Thoburn, Bombay, India.  
 Joseph C. Hartzell, Funchal, Madeira islands.  
 Frank W. Warne, Lucknow, India.  
 Isalah B. Scott, Monrovia, Liberia, Africa.  
 William F. Oldham, Singapore, Straits Settlements.  
 John E. Robinson, Calcutta, India.  
 Merriam C. Harris, Tokyo, Japan.

## EPWORTH LEAGUE.

Founded at Cleveland, O., May 14, 1889.  
 President—Bishop Joseph F. Berry, Buffalo, N. Y.  
 General Secretary—Rev. E. M. Randall, D. D., 57 Washington street, Chicago, Ill.  
 Treasurer—R. S. Copeland, M. D., Ann Arbor, Mich.  
 German Assistant Secretary—Rev. F. Munz, Cincinnati, O.  
 Assistant Secretary for Colored Conference—Rev. I. Garland Penn, South Atlanta, Ga.  
 Editor Epworth Herald—Rev. Stephen J. Herben, D. D., 57 Washington street, Chicago, Ill.

## CHRISTIAN ENDEAVOR UNION.

President—Rev. J. H. Straughn, Lynchburg, Va.  
 Vice-President—Mrs. H. H. Eddy, Lansing, Mich.  
 Secretary and Treasurer—Charles F. H. Aus, Cleveland, O.  
 Missionary Superintendent—J. Sala Leland, Uniontown, Pa.  
 Junior Superintendent—Rev. J. S. Bloomfield, Fairmont, W. Va.  
 Good Citizenship Superintendent—E. Bibb Mills, Baltimore, Md.  
 Executive Committee—Dr. J. S. Cowan and Rev. C. H. Hubbell, Columbus, O.

## METHODIST EPISCOPAL CHURCH

<i>Bishop.</i>	<i>SOUTH.</i>	<i>Residence.</i>
John C. Keener.....	New Orleans, La.	
Alpheus W. Wilson.....	Baltimore, Md.	
John O. Granbery.....	Ashland, Va.	
Robert K. Hargrove.....	Nashville, Tenn.	
William Wallace Duncan.....	Spartanburg, S. C.	
Eugene R. Hendrix.....	Kansas City, Mo.	
Charles B. Galloway.....	Jackson, Miss.	
Joseph S. Key.....	Sherman, Tex.	
Oscar P. Fitzgerald.....	Nashville, Tenn.	
Henry C. Morrison.....	New Orleans, La.	
Warren A. Candler.....	Atlanta, Ga.	
E. E. Hoss.....	Dallas, Tex.	
A. Coke Smith.....	Norfolk, Va.	

## PRESBYTERIAN CHURCH.

Stated Clerk and Treasurer—Rev. William H. Roberts, D. D., LL. D., room 515, 1319 Walnut street, Philadelphia, Pa.  
 Permanent Clerk—Rev. William B. Noble, D. D., 1323 Linwood-av., Los Angeles, Cal.

## TRUSTEES.

President—John H. Converse, LL. D., Philadelphia, Pa.  
 Treasurer—Charles A. Adamson, 210 Chestnut street, Philadelphia, Pa.  
 Secretary—Jacob Wilson, 511 Witherspoon building, Philadelphia, Pa.  
 Office—1319 Walnut street, Philadelphia, Pa.

## BOARD OF HOME MISSIONS.

President—Rev. D. Stuart Dodge, D. D.  
 Secretary—Rev. Charles L. Thompson, D. D.  
 Associate Secretaries—Rev. John Dixon, D. D.; J. Ernest McAfee.  
 Treasurer—Harvey C. Olin.  
 Superintendent of School Work—Rev. G. F. McAfee, D. D.  
 Office—156 5th avenue, New York city.

## BOARD OF FOREIGN MISSIONS.

President—Rev. George Alexander, D. D.  
 Corresponding Secretaries—Rev. Frank F. Ellinwood, D. D., LL. D.; Robert E. Spear, Rev. Arthur J. Brown, D. D., and Rev. A. Woodruff Halsey, D. D.  
 Treasurer—Dwight H. Day.  
 Assistant Secretaries, Home Department—David McConaughy, T. H. P. Sailer, Ph. D., Rev. Charles E. Bradt, Ph. D.  
 Office—156 5th avenue, New York city.

## BOARD OF EDUCATION.

President—Rev. James M. Crowell, D. D., Philadelphia, Pa.  
 Corresponding Secretary pro Tem—Rev. William P. Finney.  
 Treasurer—Jacob Wilson.  
 Office—1319 Walnut street, Philadelphia, Pa.

## BOARD OF PUBLICATION AND SABBATH SCHOOL WORK.

President—Hon. Robert N. Willson, Philadelphia, Pa.  
 Secretary—Rev. Alexander Henry; secretary emeritus, Rev. Elijah R. Craven, D. D., LL. D.  
 Treasurer—Rev. C. T. McMullin.  
 Editorial Superintendent—Rev. J. R. Miller, D. D.  
 Business Superintendent—John H. Scribner.  
 Superintendent of Sabbath School Training and Missionary Work—Rev. James A. Worden, D. D., LL. D.  
 Manufacturer—Henry F. Scheetz.  
 Office—1319 Walnut street, Philadelphia, Pa.

## BOARD OF CHURCH ERECTION.

President—Rev. David Magle, D. D., Pater-son, N. J.

Corresponding Secretary—Rev. Erskine N. White, D. D.  
 Treasurer—Adam Campbell.  
 Office—156 5th avenue, New York city.

## BOARD OF MINISTERIAL RELIEF.

President—A. Charles Barclay, Philadelphia, Pa.  
 Corresponding Secretary—Rev. B. L. Agnew, D. D., LL. D.  
 Recording Secretary and Treasurer—Rev. William W. Heberton.  
 Office—1319 Walnut street, Philadelphia, Pa.

## BOARD OF FREEDMEN.

President—Rev. Samuel J. Fisher, D. D., Swisshvale, Pa.  
 Corresponding Secretary and Treasurer—Rev. Edward P. Cowan, D. D.  
 Field Secretary—Rev. Henry T. McClelland, D. D.  
 Office—102 S. 6th street, Pittsburg, Pa.

## COLLEGE BOARD.

President Emeritus—Rev. Herrick Johnson, D. D., LL. D., Chicago, Ill.  
 President—Rev. Robert MacKenzie, D. D.  
 Secretary—Rev. Jas. Stuart Dickson, D. D.  
 Office Secretary and Assistant Treasurer—Rev. E. C. Ray, D. D.  
 Office—156 5th avenue, New York city.

## SPECIAL COMMITTEE ON SYSTEMATIC BENEFICENCE.

Chairman—Rev. D. G. Wylie, D. D., 10 W. 96th street, New York city.  
 Secretary—Rev. W. H. Hubbard, D. D., LL. D., Auburn, N. Y.  
 Treasurer—John Sinclair, 1 Broadway, New York city.

## PERMANENT COMMITTEE ON TEMPERANCE.

Chairman—W. C. Lilley, Pittsburg, Pa.  
 Corresponding Secretary—Rev. John F. Hill, Conestoga building, Pittsburg, Pa.  
 Treasurer—W. C. Lilley, box 316, Pittsburg, Pa.

## PERMANENT COMMITTEE ON YOUNG PEOPLE'S SOCIETIES.

Chairman—Rev. A. E. Kelgwin, D. D., New York, N. Y.  
 Secretary—Rev. Hugh B. MacCauley, D. D., Trenton, N. J.  
 Treasurer—F. A. Wallis, 256 Broadway, New York city.

## ASSEMBLY HERALD.

Managing Committee—Rev. A. Woodruff Halsey, D. D., chairman; Rev. John Dixon, D. D.; William H. Scott.  
 Office—1323 Chestnut street, Philadelphia, Pa.

## PRESBYTERIAN HISTORICAL SOCIETY.

President—Rev. H. C. McCook, D. D., Sc. D., Philadelphia, Pa.

Honorary Librarian—Rev. Louis F. Benson, D. D., Philadelphia, Pa.  
 Corresponding Secretary—Rev. Samuel T. Lowrie, D. D., Philadelphia, Pa.  
 Recording Secretary—Rev. James Price, D. D., Philadelphia, Pa.

Treasurer—De B. K. Ludwig, Ph. D., Philadelphia, Pa.  
 Curator—Alfred Percival Smith.  
 Library and Museum—1319 Walnut street, Philadelphia, Pa.

### THE CONGREGATIONAL CHURCHES.

#### AMERICAN BOARD OF FOREIGN MISSIONS.

President—S. B. Capen, LL. D.  
 Treasurer—Frank H. Wiggin.  
 Secretaries—Rev. James L. Barton, D. D.; Rev. Cornelius H. Patton, D. D.  
 Editorial Secretary—Rev. E. E. Strong, D. D.  
 District Secretaries—Rev. C. C. Creagan, D. D., 4th avenue and 22d street, New York city; Rev. A. N. Hitchcock, Ph. D., 153 LaSalle street, Chicago, Ill.; Rev. H. M. Tenney, San Francisco, Cal.  
 Headquarters—Congregational House, Boston, Mass.

#### AMERICAN MISSIONARY ASSOCIATION.

President—Rev. A. H. Bradford, D. D.  
 Treasurer—H. W. Hubbard.  
 Secretaries—Rev. J. H. Cooper, D. D.; Rev. C. J. Ryder, D. D.  
 Western Secretary—Rev. W. L. Tenney, D. D., room 1004, 153 LaSalle street, Chicago.  
 Headquarters—287 4th-av., New York city.

#### SUNDAY SCHOOL AND PUBLICATION SOCIETY.

President—Willard Scott, D. D., Worcester, Mass.  
 Secretary—Rev. Frank K. Sander, D. D.  
 Manager Pilgrim Press—Luther H. Carey, Boston.

District Secretary—Rev. W. F. McMillen, D. D., room 1008 Association building, 153 LaSalle street, Chicago, Ill.  
 Manager Western Agency—E. E. Atwood, 175 Wabash avenue, Chicago, Ill.  
 Headquarters—Congregational House, Boston, Mass.

#### CHURCH BUILDING SOCIETY.

President—Dr. Lucien C. Warner, New York city.  
 Secretary—Rev. C. H. Richards, D. D., New York city.  
 Field Secretaries—Rev. W. W. Newell, 153 LaSalle street, Chicago, Ill.; Rev. George A. Hood, Boston, Mass.; Rev. H. H. Wilkoff, San Francisco, Cal.  
 Headquarters—287 4th avenue, New York city.

#### HOME MISSIONARY SOCIETY.

President—Rev. C. S. Mills, D. D., St. Louis, Mo.  
 Treasurer—William B. Howland.  
 Secretaries—Joseph B. Clark, D. D.; Washington Choate, D. D.  
 Headquarters—287 4th-av., New York city.

Superintendent German Department—M. E. Evers, D. D., 1002, 153 LaSalle street.  
 ILLINOIS HOME MISSIONARY SOCIETY.  
 President—Rev. Lucius O. Baird.  
 Vice-President—Rev. F. L. Graff.  
 Superintendent and Corresponding Secretary—Rev. Roy B. Guld.  
 Treasurer—John W. Hiff.  
 Office—153 LaSalle street, Chicago, Ill.

#### EDUCATION SOCIETY.

President—Rev. William R. Campbell, Malden, Mass.  
 Secretary—Rev. Edward S. Tead.  
 Treasurer—S. F. Wilkins.  
 Headquarters, Congregational House, Boston, Mass.  
 Chicago Office—153 LaSalle street; Rev. Theodore Clifton, D. D., western field secretary.

#### MINISTERIAL RELIEF.

Chairman—Rev. H. A. Stimson, D. D., New York city.  
 Secretary—William A. Rice, D. D., New York city.  
 Treasurer—Rev. S. B. Forbes, 206 Wethersfield avenue, Hartford, Conn.  
 Headquarters—135 Wall street, Hartford, Conn.

#### MINISTERIAL RELIEF ASSOCIATION OF ILLINOIS.

President—Edward T. Cushing, Esq., LaGrange.  
 Treasurer—Rev. George W. Coleman, 6153 Ingleside avenue, Chicago.

#### NATIONAL TRIENNIAL COUNCIL.

Moderator—Rev. Washington Gladden, D. D., Columbus, O.  
 Secretary—Rev. Asher Anderson, D. D., Congregational House, Boston, Mass.  
 Registrar—Rev. Joel Ives, Hartford, Conn.

#### WOMAN'S BOARD OF MISSIONS.

Secretary—Miss E. H. Stanwood, Congregational House, Boston, Mass.

#### WOMAN'S HOME MISSIONARY ASSOCIATION.

Secretary—Miss L. L. Sherman, Congregational House, Boston, Mass.

#### CHICAGO CITY MISSIONARY SOCIETY.

President—Edward T. Cushing.  
 Secretary—William Spooner, 131 LaSalle-st.  
 Treasurer—Willis S. Herrick.  
 Superintendent—Rev. J. C. Armstrong, 153 LaSalle street.

### BAPTIST DENOMINATION.

The American Baptist Missionary Union—President, W. W. Keen, M. D., LL. D., Pennsylvania; secretary, H. C. Mabie, D. D., Tremont Temple, Boston, Mass.  
 The American Baptist Publication Society—President, Samuel A. Crozer, Pennsylvania; secretary, A. J. Rowland, D. D., 1420 Chestnut street, Philadelphia, Pa.  
 The American Baptist Home Mission Society—President, Hon. W. S. Shallenberger, District of Columbia; corresponding secretary, H. L. Morehouse, D. D., 312 4th avenue, New York city.

The American Baptist Historical Society—President, B. L. Whitman, D. D., LL. D., Philadelphia, Pa.  
 Education Society—President, A. Gaylord Slocum, Michigan; corresponding secretary (vacancy).  
 Southern Baptist Convention—President, Edwin William Stephens, Columbia, Mo.; secretaries, Lansing Berrows, D. D., Nashville, Tenn.; Oliver F. Gregory, D. D., Baltimore, Md.  
 Woman's Baptist Foreign Missionary Society—President, Miss Sarah C. Durfee,

Providence, R. I.; corresponding secretary foreign department, Mrs. H. G. Safford, Tremont Temple, Boston; secretary home department, Mrs. N. M. Waterbury, same address.

Woman's Baptist Foreign Missionary Society of the West—President, Mrs. John Edwin Scott, Evanston, Ill.; foreign corresponding secretary, Mrs. Frederick Clatworthy, Evanston, Ill.; home secretary, Miss Julia L. Austin, 1535 Masonic Temple, Chicago, Ill.

Baptist Young People's Union of America (organized 1891)—President, John H. Chapman, Chicago; recording secretary, Rev. H. W. Reed, Rock Island, Ill.; general secretary, Walter Calley, Chicago; treasurer, H. B. Osgood, Chicago.

Woman's Baptist Home Mission Society—President, Mrs. J. N. Crouse; correspond-

ing secretary, Miss M. G. Burdette, 2411 Indiana avenue, Chicago, Ill.

Woman's American Baptist Home Mission Society—President, Mrs. Alice B. Coleman; corresponding secretary, Mrs. M. O. Reynolds, Tremont Temple, Boston, Mass. General Convention of Baptists of North America—President, Hon. E. W. Stephens, Columbia, Mo.; secretary, Rev. J. N. Prestridge, D. D., Louisville, Ky.

Baptist World Alliance—President, Rev. Alexander MacLaren, D. D., LL. D., Manchester, England; secretary, Rev. J. N. Shakespeare, London, England.

National Young People's Christian Union—President, James Harper Greer, Allegheny, Pa.; recording secretary, Miss Johanna Kelso, Xenia, O.; press secretary, John A. Crawford, St. Joseph, Mo.; treasurer, J. Winfield Hanna, Tarkio, Mo.

### UNITARIAN CHURCH.

#### NATIONAL CONFERENCE.

President—Carroll D. Wright, Worcester, Mass.

Vice-Presidents—Hon. George E. Adams, Chicago, Ill.; Hon. Thomas J. Morris, Baltimore, Md.; Hon. George C. Perkins, San Francisco, Cal.; J. Harsen Rhoades, New York, N. Y.; Hon. Francis C. Lowell, Boston, Mass.; Hon. Rockwood Hoar, Worcester, Mass.

General Secretary—Rev. Walter F. Greenman, Watertown, Mass.

Treasurer—Richard C. Humphreys, Boston, Mass.

#### WESTERN CONFERENCE.

President—Morton D. Hull, Chicago, Ill.

Secretary—Rev. Wilson M. Backus, Chicago, Ill.

Treasurer—Herbert W. Brough, Chicago, Ill.

Vice-Presidents—Rev. George A. Thayer, Cincinnati, O.; Prof. C. M. Woodward, St. Louis, Mo.

Directors—Rev. W. M. Backus, Mrs. E. A. Delano, C. L. Wilder, F. A. Delano, J. W. Hosmer, Mrs. S. F. Lynn, F. F. Temple, Rev. W. H. Pulsford, all of Chicago, Ill.; Rev. Mary A. Safford, Des Moines, Iowa; Rev. John W. Day, St. Louis, Mo.; Rev. A. M. Judy, Davenport, Iowa; Rev. F. A. Gilmore, Madison, Wis.; Rev. Florence Buck, Kenosha, Wis.; Rev. F. M. Bennett, Lawrence, Kas.; C. S. Udell, Grand Rapids, Mich.; Rev. J. C. Hodgins, Milwaukee, Wis.; Rev. R. W. Boynton, St. Paul, Minn.

#### AMERICAN UNITARIAN ASSOCIATION.

President—Samuel A. Elliot.

Secretary—Charles E. St. John, Brookline, Mass.

### YOUNG MEN'S CHRISTIAN ASSOCIATION.

International Committee of Y. M. C. Associations of North America—Lucien C. Warner, chairman; Alfred E. Marling, William D. Murray, vice-chairmen; Frederick B. Schenck, treasurer; Richard C. Morse, general secretary; general offices, 3 West 29th street, New York, N. Y. The annual report made in 1906 shows: Associations, 1,868; members, 405,789; value of buildings, \$36,891,361. The international officers of the Y. M. C. A. are: President, Henry

B. F. McFarland, Washington, D. C.; vice-presidents, C. T. Williams of Montreal, Que.; A. E. Haynes of Minnesota, Frank E. Sickles of New York, Frank Strong of Kansas, John L. Wheat of Kentucky, William E. Sweet of Colorado and Joseph Ramsey, Jr., of Missouri; secretary, H. W. Stone, Oregon; assistant secretaries, Frank H. Burt of Illinois and George E. Williams of Quebec, Que.

### RELIGIONS OF THE WORLD.

According to the revised (1893) edition of Mulhall's Dictionary of Statistics there are 476,100,000 Christians and 654,200,000 non-Christians in the world. The same authority places the number of Roman Catholics in Europe, America and Australia at 223,090,000; protestants, 157,050,000, and Greeks, 88,660,000. It has been estimated that there are in the world 256,000,000 followers of Con-

fucius, 190,000,000 Hindoos, 148,000,000 Buddhists, 118,000,000 polytheists, 43,000,000 Taoists, 14,000,000 Shintoists and 12,000,000 Jews. Of the Christians more than 230,000,000 are Catholics, 98,000,000 orthodox Greek, 70,000,000 Lutherans, 21,000,000 episcopals, 17,000,000 methodists, 11,000,000 baptists, 9,000,000 presbyterians and 4,500,000 congregationalists.

### SUNDAY OBSERVANCE LAW IN CANADA.

In effect March 1, 1907.

Under a law enacted by the dominion parliament in 1906, trading, work for remuneration, theatrical performances, games, sports and amusements for gain, excursions, the making up and starting of freight trains,

the publication, importation and sale or distribution of newspapers, and all work except that which is strictly necessary are prohibited. The act applies to all denominations and classes alike.

## SECRET, FRATERNAL AND BENEVOLENT SOCIETIES.

## MASONIC GRAND LODGES.

## NAMES AND ADDRESSES OF GRAND SECRETARIES (OCTOBER, 1906).

Alabama—George A. Beauchamp, Montgomery.  
 Arizona—George J. Roskrug, Tucson.  
 Arkansas—Fay Hempstead, Little Rock.  
 British Columbia—R. E. Brett, Victoria.  
 California—George Johnson, San Francisco.  
 Canada—Hugh Murray, Hamilton, Ont.  
 Colorado—Charles H. Jackson, Denver.  
 Connecticut—John H. Barlow, Hartford.  
 Cuba—Aurelio Miranda, Havana.  
 Delaware—Benjamin F. Bartram, Wilmington.  
 District of Columbia—A. W. Johnston, Washington.  
 England—Edward Letchworth, London.  
 Florida—W. P. Webster, Jacksonville.  
 Georgia—W. A. Woolhith, Macon.  
 Idaho—Theodore W. Randall, Boise.  
 Illinois—Isaac Cutter, Camp Point.  
 Indiana—Calvin W. Prather, Indianapolis.  
 Indian Territory—Joseph S. Murrow, Atoka.  
 Iowa—Newton R. Parvin, Cedar Rapids.  
 Ireland—H. E. Flavelle, Dublin.  
 Kansas—Albert K. Wilson, Topeka.  
 Kentucky—Henry B. Grant, Louisville.  
 Louisiana—Richard Lambert, New Orleans.  
 Maine—Stephen Berry, Portland.  
 Manitoba—James A. Ovas, Winnipeg.  
 Maryland—William M. Isaac, Baltimore.  
 Massachusetts—Sereno D. Nickerson, Boston.  
 Michigan—Lou B. Winsor, Reed City.  
 Minnesota—Thomas Montgomery, St. Paul.  
 Mississippi—Frederic Speed, Vicksburg.  
 Missouri—John R. Parson, St. Louis.  
 Montana—Cornelius Hedges, Helena.  
 Nebraska—Francis E. White, Omaha.  
 Nevada—Chauncey N. Noteware, Carson City.  
 New Brunswick—J. Twining Hartt, St. John.  
 New Hampshire—Frank D. Woodbury, Concord.  
 New Jersey—Thomas H. R. Redway, Trenton.  
 New Mexico—Alpheus A. Keane, Albuquerque.  
 New York—Edward M. L. Ehlers, New York.  
 New Zealand—Malcolm Niccol, Wellington.  
 North Carolina—John C. Drury, Raleigh.  
 North Dakota—Frank J. Thompson, Fargo.  
 Nova Scotia—Thomas Mowbray, Halifax.  
 Ohio—J. H. Bromwell, Cincinnati.  
 Oklahoma—James A. Hunt, Stillwater.  
 Oregon—James F. Robinson, Eugene.  
 Pennsylvania—William A. Sinn, Philadelphia.  
 Prince Edward Island—Neil McKelvie, Summerside.  
 Quebec—Will H. Whyte, Montreal.  
 Rhode Island—S. Penrose Williams, Providence.  
 Scotland—David Reid, Edinburgh.  
 South Australia—J. H. Cunningham, Adelaide.  
 South Carolina—Charles Inglesby, Charleston.  
 South Dakota—George A. Pettigrew, Flandreau.  
 Tasmania—John Hamilton, Hobart.  
 Tennessee—John B. Garrett, Nashville.  
 Texas—John Watson, Waco.  
 United Grand Lodge of Victoria—John Braim, Melbourne.  
 United Grand Lodge of New South Wales—Arthur H. Bray, Sydney.

Utah—Christopher Diehl, Salt Lake City.  
 Vermont—Henry H. Ross, Burlington.  
 Virginia—George W. Carrington, Richmond.  
 Washington—Thomas M. Reed, Olympia.  
 West Virginia—George W. Atkinson, Charleston.  
 Wisconsin—William W. Perry, Milwaukee.  
 Wyoming—William M. Kuykendall, Saratoga.

The membership of the grand lodges in this country and Canada in 1905 was 1,062,425.

## ROYAL AND SELECT MASTERS.

## GENERAL GRAND COUNCIL.

General Grand Master—Henry C. Larrabee, Baltimore, Md.  
 General Grand Deputy Master—Graff M. Acklin, Toledo, O.  
 General Grand Principal Conductor of Work—J. A. Blake, Boston, Mass.  
 General Grand Treasurer—Charles H. Heaton, Montpelier, Vt.  
 General Grand Recorder—Henry W. Mordhurst, Fort Wayne, Ind.  
 General Grand Captain of Guard—Edward W. Wellington, Ellsworth, Kas.  
 General Grand Conductor of Council—George Newell, Medina, N. Y.  
 General Grand Marshal—W. F. Cleveland, Harlan, Iowa.  
 General Grand Steward—Fay Hempstead, Little Rock, Ark.

## KNIGHTS TEMPLARS.

## OFFICERS OF THE GRAND ENCAMPMENT.

Grand Master—George M. Moulton, Chicago, Ill.  
 Grand Deputy Master—Henry W. Rugg, D. D., Providence, R. I.  
 Grand Generalissimo—William B. Melsh, Cincinnati, O.  
 Grand Captain-General—Frank H. Thomas, Washington, D. C.  
 Grand Senior Warden—Arthur MacArthur, Troy, N. Y.  
 Grand Junior Warden—W. Frank Pierce, San Francisco, Cal.  
 Grand Treasurer—H. Wales Lines, Meriden, Conn.  
 Grand Recorder—John A. Gerow, Detroit, Mich.  
 Grand commanderies in the United States, 44.  
 Commanderies under jurisdiction of grand encampment, 1,059.  
 Membership, 147,000.

## ANCIENT ACCEPTED SCOTTISH RITE MASONS.

## NORTHERN MASONIC JURISDICTION.

M. P. Sovereign Grand Commander—Henry L. Palmer, Milwaukee, Wis.  
 Grand Treasurer-General—Newton D. Arnold, Providence, R. I.  
 Grand Secretary-General—James H. Codding, Towanda, Pa.

## SOUTHERN MASONIC JURISDICTION.

M. P. Sovereign Grand Commander—James D. Richardson, Washington, D. C.  
 Secretary-General—Frederick Webber, Washington, D. C.

**ROYAL ARCH MASONS.**  
GENERAL GRAND CHAPTER.

General Grand High Priest—Joseph E. Dyas, Paris, Ill.  
General Deputy Grand High Priest—William C. Swain, Milwaukee, Wis.  
General Grand King—Nathan Kingsley, Austin, Minn.  
General Grand Scribe—Bernard G. Witt, Henderson, Ky.  
General Grand Treasurer—John M. Carter, Baltimore, Md.  
General Grand Secretary—Christopher G. Fox, Buffalo, N. Y.  
General Grand Captain of the Host—George E. Corson, Washington, D. C.  
General Grand Principal Sojourner—Fred W. Craig, Des Moines, Iowa.  
Headquarters, Buffalo, N. Y.  
Number of grand chapters, 44.

**ORDER OF THE EASTERN STAR.**

Organized Nov. 16, 1876.

OFFICERS OF GEN. GRAND CHAPTER 1904-1907.  
Most Worthy Grand Matron—Mrs. Madeleine B. Conkling, Oklahoma City, O. T.  
Most Worthy Grand Patron—Dr. W. F. Kuhn, Kansas City, Mo.  
Right Worthy Associate Grand Matron—Mrs. Ella S. Washburn, Racine, Wis.  
Right Worthy Associate Grand Patron—William H. Norris, Manchester, Iowa.  
Right Worthy Grand Secretary—Mrs. Lorraine J. Pitkin, Chicago, Ill.  
Right Worthy Grand Treasurer—Mrs. Harlette A. Ercanbrack, Anamosa, Iowa.  
Right Worthy Grand Conductress—Mrs. M. Alice Miller, El Reno, O. T.  
Right Worthy Associate Grand Conductress—Mrs. Rata A. Mills, Duke Center, Pa.  
Membership in 1904—297,116.

**INDEPENDENT ORDER OF ODD FELLOWS.**

SOVEREIGN GRAND LODGE.

Grand Sire—E. S. Conway, 79 Dearborn street, Chicago, Ill.  
Deputy Grand Sire—John L. Nolen, Nashville, Tenn.  
Grand Scribe—John B. Goodwin, Baltimore, Md.  
Grand Treasurer—M. Richards Muckle, Philadelphia, Pa.  
Grand Chaplain—Rev. J. M. Baker, Marion, Ind.  
Grand Marshal—Edwin L. Pilsbury, Boston, Mass.  
Grand Guardian—Will A. Steidley, Leesville, La.  
Grand Messenger—W. L. Brown, Kingman, Kas.  
Membership Dec. 31, 1905, 1,600,712.  
Total paid for relief, 1830 to 1905 inclusive, \$110,106,165.74.

**KNIGHTS OF PYTHIAS.**

SUPREME LODGE.

Supreme Chancellor—Charles A. Barnes, Jacksonville, Ill.  
Supreme Vice-Chancellor—Henry P. Brown, Cleburne, Tex.  
Supreme Prelate—Leo A. Caro, Grand Rapids, Mich.  
Supreme Keeper of Records and Seals—R. L. C. White, Nashville, Tenn.  
Supreme Master of Exchequer—Thomas D. Mears, Wilmington, N. C.  
Supreme Outer Guard—Joseph H. Lyon, Leavenworth, Kas.

Supreme Master-at-Arms—Noble Binns, Trail, B. C.  
Supreme Inner Guard—S. H. Davis, Davis, I. T.

Major-General Military Department—Arthur J. Stobbar, St. Paul, Minn.  
Board of Control, Insurance Department—Charles E. Shively, Richmond, Ind.; Charles F. S. Neal, Manhattan building, Chicago; Zeno M. Host, Milwaukee, Wis.; Henry P. Brown, Cleburne, Tex.; William Ladew, New York, N. Y.; John T. Sutphen, Middletown, O.; Charles A. Barnes, Jacksonsville, Ill.; Stanley Adams, Louisville, Ky.; Thomas J. Carling, Macon, Ga. Officers: C. E. S. Neal, president; Carlos S. Hardy, general counsel; Robert E. Spaulding, secretary; Zeno M. Host, general manager; Dr. George G. McConnell, medical examiner-in-chief; office, twelfth floor Manhattan building, Chicago, Ill.  
Grand Chancellor of Illinois—Levin D. Goss, Danville, Ill.

Membership Jan. 1, 1906, 650,239.

Total death claims paid by insurance department, \$24,180,166.84.

**SELECT KNIGHTS OF AMERICA.**

Organized 1881.

GRAND LEGION OFFICERS.

Past Grand Commander—Adolph Pike, Chicago, Ill.  
Grand Commander—W. A. Schoenborn, Chicago, Ill.  
Grand Vice-Commander—F. Rote, Baraboo, Wis.  
Grand Lieutenant-Commander—Jas. Soensken, Chicago, Ill.  
Grand Recorder—Thomas C. Harris, 2346 W. Erie street, Chicago, Ill.  
Grand Treasurer—I. S. Fieillin, Chicago, Ill.

**MODERN WOODMEN OF AMERICA.**

Founded 1883.

HEAD OFFICERS 1905-1908.

Head Consul—A. R. Talbot, Lincoln, Neb.  
Head Adviser—Dan B. Thorne, Davenport, Iowa.  
Head Clerk—C. W. Hawes, Rock Island, Ill.  
Head Banker—C. H. McNider, Mason City, Iowa.  
General Attorneys—Benjamin D. Smith, Mankato, Minn.; Truman Plantz, Warsaw, Ill.  
Editor—F. O. Van Galder, Rock Island, Ill.  
Head Chaplain—Rev. Henry N. Dunning, Albany, N. Y.  
Head Escort—C. D. Elliott, Seattle, Wash.  
Head Watchman—George L. Bowman, Kingfisher, O. T.  
Head Sentry—W. E. Beachley, Hagerstown, Md.  
Board of Directors—C. J. Byrns, chairman, Ishpeming, Mich.; E. E. Murphy, Leavenworth, Kas.; R. R. Smith, Brookfield, Mo.; George W. Reilly, Danville, Ill.; A. N. Bort, Beloit, Wis. These, with the head consul and head clerk, constitute the executive council of seven.  
Supreme Medical Directors—Dr. E. L. Kerns, chairman, Rock Island, Ill.; Dr. F. A. Smith, Rock Island, Ill.; Dr. B. E. Jones, Rock Island, Ill.  
Board of Auditors—E. B. Thomas, chairman, Columbus, O.; M. R. Carrier, Lansing, Mich.; Fred W. Parrott, Clay Center, Kas.; A. L. Reeves, Steelville, Mo.; I. W. Otto, Crawfordsville, Ind.

Membership Sept. 1, 1906, not including social, 776,877.

Death claims paid to Sept. 1, 1906, \$54,024,936.00.

Home Office—Rock Island, Ill.

Next Head Camp Convenes—Peoria, Ill., June, 1908.

### THE ROYAL LEAGUE.

Incorporated Oct. 26, 1883.

OFFICERS FOR 1906-1907.

Supreme Archon—W. E. Hyde.

Supreme Vice-Archon—Thomas V. Dally.

Supreme Orator—H. P. Rountree.

Past Supreme Archon—C. E. Bonnell.

Supreme Scribe—C. E. Piper, 1601 Masonic Temple, Chicago, Ill.

Supreme Treasurer—Holmes Hoge, First National bank, Chicago, Ill.

Supreme Prelate—A. G. Brownlee.

Supreme Guide—John Lowe.

Supreme Warder—John Weerts.

Supreme Sentry—A. L. Taylor.

Membership Dec. 31, 1905, 28,181.

### WOODMEN OF THE WORLD.

Organized June 6, 1890.

Sovereign Commander—Joseph C. Root, Omaha, Neb.

Sovereign Adviser—W. A. Fraser, Dallas, Tex.

Sovereign Clerk—John T. Yates, 211 W. O. W. building, Omaha, Neb.

Sovereign Banker—Morris Sheppard, Texarkana, Tex.

Sovereign Escort—H. F. Simrall, Jr., Columbus, Miss.

Sovereign Watchman—B. W. Jewell, Omaha, Neb.

Sovereign Sentry—Dr. E. Bradshaw, Little Rock, Ark.

Sovereign Physicians—Dr. A. D. Cloyd, and Dr. Ira W. Porter, Omaha, Neb.

Sovereign Managers—N. B. Maxey, Muskego, I. T., chairman; E. B. Lewis, Kingston, N. C.; C. K. Irwin, Milwaukee, Wis.;

C. C. Farmer, Mount Carroll, Ill.; T. E. Patterson, Chattanooga, Tenn.; L. Q. Rawson, Cleveland, O.; J. E. Fitzgerald, Kansas City, Mo.

Headquarters—Omaha, Neb.

Membership Oct. 1, 1906, 441,971.

Losses paid from organization to Oct. 1, 1906, \$28,009,834.40.

Insurance in force, \$675,560,300.00.

Emergency and surplus, \$5,358,738.63.

### FRATERNAL ORDER OF EAGLES.

OFFICERS OF THE GRAND AERIE.

Grand Worthy President—Edward Krause, Wilmington, Del.

Grand Worthy Vice-President—Theodore Abel, Napa, Cal.

Grand Worthy Chaplain—Joseph T. Hinkle, Pendleton, Ore.

Grand Worthy Secretary—A. E. Partridge, Kansas City, Mo.

Grand Worthy Treasurer—Frank E. Hering, South Bend, Ind.

Grand Worthy Inside Guard—Edward Foote, Pleasant Hill, Mo.

Membership in 1906, 232,671.

### TRIBE OF BEN-HUR.

Founded March 1, 1894.

SUPREME OFFICERS.

Supreme Chief—D. W. Gerard.

Supreme Scribe—John C. Snyder, Crawfordsville, Ind.

Supreme Keeper of Tribute—S. E. Voris.

Supreme Medical Examiner—J. F. Davidson, M. D.

Membership Sept. 1, 1906, 95,000.

Surplus, \$825,000.

### BENEVOLENT AND PROTECTIVE ORDER OF ELKS.

Grand Exalted Ruler—Henry Melvin, Oakland, Cal.

Grand Esteemed Leading Knight—R. L. Queisser, Zanesville, O.

Grand Esteemed Loyal Knight—Edward McLaughlin, Boston, Mass.

Grand Esteemed Lecturing Knight—W. W. McClellan, Pittsburg, Pa.

Grand Secretary—Fred C. Robinson, Dubuque, Iowa.

Grand Treasurer—J. K. Tener, Charlerol, Pa.

Grand Trustee—Dr. W. H. Haviland, Butte, Mont.

### ANCIENT ORDER OF HIBERNIANS.

GENERAL OFFICERS.

President—Matthew Cummings, Boston, Mass.

Vice-President—John E. Reagan, St. Paul, Minn.

Secretary—James C. Carroll, Columbus, O.

Assistant Treasurer—John Quinn, Joliet, Ill.

Directors—P. F. Moran, Washington, D. C.; Edward T. McChrystal, New York; Dr. W. J. O'Brien, Pennsylvania; Rev. M. J. Byrne, Indiana; John T. Kelly, Milwaukee.

Next biennial meeting in Indianapolis, Ind., 1908.

### INDEPENDENT ORDER FREE SONS OF ISRAEL.

GENERAL OFFICERS.

Organized in 1849.

Grand Master—M. S. Stern, New York, N. Y.

First Deputy Grand Master—S. Hoffheimer, New York, N. Y.

Second Deputy Grand Master—A. Finckenburg, New York, N. Y.

Third Deputy Grand Master—Adolph Pike, Chicago, Ill.

Grand Secretary—Abraham Hafer, New York, N. Y.

Grand Treasurer—L. Frankenthaler, New York, N. Y.

Members Executive Committee—Hon. Ph. Stein, Adolph Pike, Isaac A. Loeb and B. J. Frank.

### PATRIOTIC ORDER SONS OF AMERICA.

Organized Dec. 10, 1847.

NATIONAL CAMP OFFICERS.

President—E. A. Doan, New York, N. Y.

Vice-President—W. E. Valliant, Laurel, Del.

Master of Forms—M. B. Downer, 358 Dearborn street, Chicago, Ill.

Secretary—Charles Y. Stees, 524 North 6th street, Philadelphia, Pa.

Treasurer—F. P. Splise, Tamaqua, Pa.

Assistant Secretary—Elias Morgan, Palmyra, N. J.

Chaplain—Rev. D. E. Rupley, Lock Haven, Pa.

Conductor—B. L. Lyden, Valdosta, Ga.

Inspector—A. L. Thompson, New Britain, Conn.

Guard—James W. Allison, Washington, D. C.  
 Medical Examiner-in-Chief—P. N. K. Schwenk, M. D., Philadelphia, Pa.  
 Place of meeting in 1907, Richmond, Va.  
 Membership, 140,000.

#### STATE CAMP OFFICERS, ILLINOIS.

President—J. L. Crowl, Pullman.  
 Vice-President—Dr. C. O. Wilber, 2534 Wentworth avenue, Chicago.  
 Master of Forms—A. C. Wild, 146 W. 112th street, Chicago.  
 Secretary—J. H. Fiddelke, 11233 Michigan avenue, Chicago.  
 Treasurer—C. A. Gillespie, 11110 Indiana avenue, Chicago.  
 Conductor—M. D. Forest, Oak Park.  
 Inspector—J. Judson, Industry.  
 Guard—W. Williams, Milledgeville.

#### IMPROVED ORDER OF RED MEN.

Founded 1763 and 1834.

#### GREAT CHIEFS OF THE GREAT COUNCIL OF THE UNITED STATES.

Great Inchoonee—W. A. S. Bird, Topeka, Kas.  
 Great Senior Sagamore—Joseph Farrar, Philadelphia, Pa.  
 Great Junior Sagamore—George B. Griggs, Houston, Tex.  
 Great Prophet—John W. Cherry, Norfolk, Va.  
 Great Chief of Records—Wilson Brooks, 234 LaSalle street, Chicago, Ill.  
 Great Keeper of Wampum—William Provin, Westfield, Mass.  
 Number of great councils, 59.  
 Subordinate tribes and councils, 4,460.  
 Members, 434,000.  
 Benefits disbursed since organization, \$21,515,300.83.

#### ANCIENT ORDER OF UNITED WORKMEN.

Founded 1868.

#### SUPREME LODGE OFFICERS 1906-1908.

Past Supreme Master Workman—William M. Colvig, Jacksonville, Ore.  
 Supreme Master Workman—Will M. Narvis, Muscatine, Iowa.  
 Supreme Foreman—Joseph A. Eckstein, New Ulm, Minn.  
 Supreme Overseer—John Currier Gallager, New Haven, Conn.  
 Supreme Recorder—M. W. Sackett, Meadville, Pa.  
 Supreme Receiver—H. B. Dickinson, Buffalo, N. Y.  
 Supreme Guide—A. T. Patterson, Montreal, Que.  
 Supreme Watchman—M. E. Shultz, Beatrice, Neb.  
 Supreme Medical Examiner—D. H. Shields, M. D., Hannibal, Mo.  
 Membership July 1, 1906, 299,757.

#### JUNIOR ORDER UNITED AMERICAN MECHANICS.

Founded 1853.

#### NATIONAL COUNCIL.

National Councilor—W. L. S. Gilcreast, Methuen, Mass.  
 National Vice-Councilor—Henry C. Schaertzer, Crossley bldg., San Francisco, Cal.  
 Junior Past National Councilor—W. E. Farnson, Raleigh, N. C.  
 National Secretary—Edward S. Deemer, postoffice box 766, Philadelphia, Pa.

National Treasurer—Charles Reimer, Baltimore, Md.  
 Membership Jan. 1, 1906, 165,000.

#### NOBLES OF THE MYSTIC SHRINE.

First temple founded Sept. 26, 1872.

#### IMPERIAL COUNCIL 1906-1907.

Imperial Potentate—Alvab P. Clayton, St. Joseph, Mo.  
 Imperial Deputy Potentate—Frank C. Roundy, Chicago, Ill.  
 Imperial Chief Rabban—Edwin I. Alderman, Marion, Iowa.  
 Imperial Assistant Rabban—George L. Street, Richmond, Va.  
 Imperial High Priest and Propbet—Fred A. Hines, Los Angeles, Cal.  
 Imperial Oriental Guide—William S. Brown, Pittsburg, Pa.  
 Imperial Treasurer—B. W. Powell, Boston, Mass.  
 Imperial Recorder—J. Frank Treat, Fargo, N. D.  
 Imperial First Ceremonial Master—W. J. Cunningham, Baltimore, Md.  
 Imperial Second Ceremonial Master—William W. Irwin, Wheeling, W. Va.  
 Imperial Marsbal—Jacob T. Barron, Columbia, S. C.  
 Imperial Captain of Guard—Frederick R. Smith, Rochester, N. Y.  
 Imperial Outer Guard—J. Putnam Stevens, Portland, Me.  
 Membership in 1904, 87,727.

#### INDEPENDENT ORDER OF FORESTERS

Founded 1874.

#### SUPREME OFFICERS.

Supreme Chief Ranger—Dr. Oronhyatekha, Toronto, Ont.  
 Past Chief Ranger—Judge W. Wedderburn, Hampton, N. B.  
 Supreme Vice-Chief Ranger—J. D. Clark, Dayton, O.  
 Supreme Secretary—John A. Macgillivray, Temple building, Toronto, Ont.  
 Supreme Treasurer—H. A. Collins, Toronto, Ont.  
 Supreme Physician—Thomas Millman, M. D., Toronto, Ont.  
 Supreme Counselor—E. G. Stevenson, Detroit, Mich.  
 Total number of members, 234,500.  
 Benefits disbursed since organization, \$19,000,000.

#### ROYAL ARCANUM.

Organized June 23, 1877.

#### SUPREME COUNCIL.

Supreme Regent—Howard C. Wiggins, Rome, N. Y.  
 Supreme Vice-Regent—Robert Van Sands, Chicago, Ill.  
 Supreme Orator—Clovis H. Bowen, Pawtucket, R. I.  
 Supreme Secretary—W. O. Robson, 407 Shawmut avenue, Boston, Mass.  
 Chairman Supreme Trustees—J. M. Johnson, 342 Franklin street, Chicago.  
 Grand Secretary of Illinois Grand Council—John Kiley, 76 Monroe street, Chicago.  
 Head office at 407 Shawmut avenue, Boston.  
 Number of subordinate councils, 2,079; state councils, 30.  
 Membership Oct. 1, 1906, 245,141.



### KNIGHTS AND LADIES OF HONOR. Organized 1877.

#### SUPREME LODGE OFFICERS.

Supreme Protector—L. B. Lockard, Indianapolis, Ind.  
Supreme Vice-Protector—John D. O'Keefe, St. Louis, Mo.  
Supreme Secretary—George D. Tait, Indianapolis, Ind.  
Supreme Treasurer—George A. Byrd, Indianapolis, Ind.  
Headquarters of order in Indianapolis, Ind.  
Total membership Sept. 1, 1906, 88,000.  
Death claims paid since organization, \$24,000,000.

### NATIONAL UNION.

#### OFFICERS OF THE SENATE.

President—W. H. Thompson, Mount Vernon, O.  
Speaker—C. R. Morrow, Nashville, Tenn.  
Secretary—J. W. Myers, National Union building, Toledo, O.  
Treasurer—C. O. Everts, Cleveland, O.  
General Solicitor—Geo. P. Kirby, Toledo, O.  
Executive Committee—W. H. Thompson, J. W. Myers, C. O. Everts, H. E. Evans, C. G. Bentley, Leo Canman.  
Total membership, 65,000; in Cook county, Illinois, 16,500.

### THE KNIGHTS OF THE MACCABEES OF THE WORLD.

Instituted 1878; reorganized 1883.

#### OFFICERS 1904-1907.

Past Supreme Commander—D. D. Aitken, Flint, Mich.  
Supreme Commander—D. P. Markey, Port Huron, Mich.  
Supreme Lieutenant-Commander—S. F. Bowser, Butler, Pa.  
Supreme Record Keeper—L. E. Sisler, Port Huron, Mich.  
Supreme Chaplain—J. W. Sherwood, Portland, Ore.  
Supreme Sergeant—M. F. Elkin, Lexington, Ky.  
Supreme Master-at-Arms—C. E. Gard, Springfield, Ill.  
Supreme First Master of the Guards—E. M. Guthrie, Los Angeles, Cal.  
Supreme Second Master of the Guards—T. L. Lyles, Waco, Tex.  
Supreme Sentinel—Sam Milliken, Denver, Col.  
Supreme Picket—Dr. Ed H. Haas, St. Paul, Minn.  
Medical Board—Drs. E. R. Moss, F. Edmister and A. J. Irwin, Port Huron, Mich.  
Membership Sept. 1, 1905, 325,000.  
Benefits paid to Sept. 1, 1905, \$23,770,489.20.

### FRATERNAL UNION OF AMERICA.

#### OFFICERS OF SUPREME LODGE.

President—F. F. Roose, Denver, Col.  
Secretary—Samuel S. Baty, Denver, Col.  
Treasurer—Willis H. Marshall, Denver, Col.  
Protector—George A. Ostrom, Omaha, Neb.  
Guide—R. H. Rice, Oklahoma City, O. T.  
Guard—W. F. Hearne, Osceola, Tex.  
Sentinel—Miss Dora McCarten, Cheyenne, Wyo.  
Stewards—P. J. McIntyre, Denver; Oscar Floyd, Birmingham, Ala.; R. E. Coulahan, Boulder, Col.; S. F. Rice, Dallas, Tex., and E. E. McKelvey, Omaha, Neb.

### NATIONAL FRATERNAL CONGRESS.

President—D. D. Aitken, Flint, Mich.  
Secretary—C. A. Gower, Lansing, Mich.  
Orders that are members of the National Fraternal congress, with names and addresses of the secretaries:  
Alliance National—L. J. D. Papineau, 7 Place d'Armes, Montreal, Canada.  
American Guild—Carl W. Kimpton, 737 East Main street, Richmond, Va.  
American Insurance Union—George W. Hoaglan, Columbus, O.  
Ancient Order of Gleaners—G. H. Slocum, Caro, Mich.  
Artisans' Order Mutual Protection—William Patton, 204 Odd Fellows' building, Philadelphia, Pa.  
Ancient Order United Workmen—M. W. Sackett, Meadville, Pa.  
Catholic Benevolent Legion—John D. Carroll, 367 Fulton street, Brooklyn, N. Y.  
Catholic Knights of America—Anthony Natre, Mermod-Jaccard building, St. Louis, Mo.  
Catholic Knights and Ladies of America—Henry F. Hayes, suite 1312 Ashland block, Chicago, Ill.  
Catholic Mutual Benefit Association—Joseph Cameron, Hornellsville, N. Y.  
Catholic Order Foresters—Thomas F. McDonald, 1228 Stock Exchange building, Chicago, Ill.  
Catholic Relief and Beneficiary Association—Thomas H. O'Neill, 116 Genesee street, Auburn, N. Y.  
Catholic Women's Benevolent Legion—Mrs. Sarah E. Skelly, 153 E. 44th street, New York city.  
Court of Honor—W. E. Robinson, Springfield, Ill.  
Degree of Honor—Mrs. E. E. Allburn, 316 United Bank building, Sioux City, Iowa.  
Fraternal Aid Association—T. J. Edmonds, Lawrence, Kas.  
Fraternal Brotherhood—H. V. Davis, 845 Figueroa street, Los Angeles, Cal.  
Fraternal Mystic Circle—J. D. Myers, 1913 Arch street, Philadelphia, Pa.  
Fraternal Union of America—Samuel S. Baty, F. U. of A. building, Denver, Col.  
Improved Order Heptasophs—Samuel H. Tattersall, Preston and Cathedral streets, Baltimore, Md.  
Independent Order of Foresters—John A. Macgillivray, Toronto, Ont.  
Knights of Columbus—Daniel Colwell, New Haven, Conn.  
Knights of Honor—Noah M. Givan, 816 Olive street, St. Louis, Mo.  
Knights of Pythias (endowment rank)—Carlos S. Hardy, Manhattan building, Chicago, Ill.  
Knights and Ladies of Security—J. M. Wallace, Topeka, Kas.  
Knights of the Maccabees of the World—L. E. Sisler, Port Huron, Mich.  
Knights of the Modern Maccabees—A. M. Slay, Port Huron, Mich.  
L. C. B. A.—Mrs. James A. Royer, 1115 Walnut street, Philadelphia, Pa.  
Ladies of the Maccabees of the World—Miss Blua M. West, Port Huron, Mich.  
Ladies of the Modern Maccabees—Emma E. Bower, Port Huron, Mich.  
Legion of the Red Cross—John B. Treibler, Jr., Hollins street, Baltimore, Md.  
Loyal Americans—H. D. Cowan, Springfield, Ill.

- Loyal Association—Frank S. Petter, 76 Montgomery street, Jersey City, N. J.  
 Loyal Guard—F. H. Rankin, Flint, Mich.  
 Modern Woodmen of America—C. W. Hawes, Rock Island, Ill.  
 Modern Samaritans—W. A. Hicken, Duluth, Minn.  
 National Union—J. W. Myers, National Union building, Toledo, O.  
 Order of Pendo—George E. Terry, Lankershim building, Los Angeles, Cal.  
 Order of Columbian Knights—Edwin D. Peifer, 704 Masonic Temple, Chicago, Ill.  
 Order of Scottish Clans—Peter Kerr, 134 Sumner street, Boston, Mass.  
 Protected Home Circle—W. S. Palmer, Sharon, Pa.  
 Prudent Patricians of Pompeii—David Swinton, Saginaw, Mich.  
 Royal Arcanum—W. O. Robson, 408 Shawmut avenue, Boston, Mass.  
 Royal League—Charles E. Pipper, 1601 Masonic Temple, Chicago, Ill.  
 Royal Neighbors of America—Mrs. Winnie Fielder, 529 Woolner building, Peoria, Ill.  
 Royal Highlanders—F. J. Sharp, Aurora, Neb.  
 Shield of Honor—W. T. Henry, Knickerbocker building, Baltimore, Md.  
 S. L. Order Mutual Protection—G. Del Vecchio, 1121 National Life building, Chicago, Ill.  
 Supreme Tribe Ben-Hur—John C. Snyder, Crawfordsville, Ind.  
 Union Fraternal League—James F. Reynolds, Brown building, Dewey square, Boston, Mass.  
 United Order of the Golden Cross—W. R. Cooper, Knoxville, Tenn.  
 United Order Pilgrim Fathers—Nathan Cray, Lawrence, Mass.  
 Vesta Circle—1619 Masonic Temple, Chicago, Ill.  
 Women of Woodcraft—J. L. Wright, Portland, Ore.  
 Woodmen of the World (sovereign camp)—John T. Yates, 211 Shelby block, Omaha, Neb.  
 Woodmen of the World (Pacific jurisdiction)—I. I. Boak, box 7706, Denver, Col.  
 Woodmen Circle—J. G. Kuhn, Omaha, Neb.
- #### FRATERNAL BENEFICIARY ASSOCIATIONS.
- The name of each society is followed by that of its managing executive officer—the secretary unless otherwise specified. \*Indicates membership in the Associated Fraternities of America and (†) indicates membership in the National fraternal congress.
- C. H. Robinson, Holtzman building, Washington, D. C., is the secretary-treasurer of the Associated Fraternities.
- †American Benefit Society—B. L. Colpitts, 2 Park square, Boston, Mass.  
 \*American Benevolent Association—Dr. E. J. Norris, Missouri Trust block, St. Louis, Mo.  
 American Buffaloes—G. W. Sherman, Lansing, Mich.  
 American Guild—S. Galeski, 737 East Main street, Richmond, Va.  
 †American Insurance Union—Dr. G. W. Hoaglan, Outlook building, Columbus, O.  
 \*American Life and Annuity Society—J. J. Fletcher, 501 Ferguson block, Pittsburg, Pa.  
 American Order of Protection—J. A. Patton, F. & M. building, Lincoln, Neb.  
 American Stars of Equity—A. M. Smith, Wilcoxon building, Freeport, Ill.  
 †Ancient Order of Gleaners—G. H. Slocum, Caro, Mich.  
 Ancient Order of Shepherds—W. T. Newman, 59 Washington street, Chicago, Ill.  
 †Ancient Order of United Workmen—M. W. Sackett, Meadville, Pa.  
 Archæan Union—W. A. Schwartz, Rockford, Ill.  
 †Artisans Order of Mutual Protection—W. Patton, Odd Fellows' building, Philadelphia, Pa.  
 Association Canado-Americaine—Calixte Morin, 1008 Elm street, Manchester, N. H.  
 Bankers' Union of the World—E. C. Spinye, president, Paxton block, Omaha, Neb.  
 \*Beavers' Reserve Fund Fraternity—Ben. E. Walt, Stoutton, Wis.  
 B'nai B'rith, Independent Order— — —, 50 Clark street, Chicago, Ill.  
 \*Brotherhood of American Yeomen—W. E. Davy, Des Moines, Iowa.  
 Brotherhood of the Union—H. B. Walter, 2147 York street, Philadelphia, Pa.  
 Canadian Order of Chosen Friends—W. F. Montague, Hamilton, Ont.  
 Canadian Order of Foresters—George Faulkner, Brantford, Ont.  
 †Catholic Benevolent Legion—J. D. Carroll, 367 Fulton street, Brooklyn, N. Y.  
 Catholic Knights and Ladies of America— — —, 1312 Ashland block, Chicago, Ill.  
 †Catholic Knights of America—Anthony Natre, Mermod-Jaccard building, St. Louis, Mo.  
 Catholic Knights of Ohio—C. J. Anthony, 315 Rose building, Columbus, O.  
 †Catholic Mutual Benefit Association—Joseph Cameron, Hornellsville, N. Y.  
 †Catholic Order of Foresters—T. F. McDonald, Stock Exchange building, Chicago, Ill.  
 †Catholic Relief and Beneficiary Association—Mary G. Connelly, Auburn, N. Y.  
 \*Catholic Women's Benevolent Legion—Miss Annie O'Connor, 153 East 44th street, New York, N. Y.  
 Christian Burden Bearers' Association—L. N. Olmstead, Manchester, N. H.  
 Columbian Woodmen—J. B. Frost, president, 120 Peachtree street, Atlanta, Ga.  
 †Court of Honor—A. L. Hereford, president, Springfield, Ill.  
 \*Daughters of Columbia—N. J. Hein, 704 Masonic Temple, Chicago, Ill.  
 \*Defenders, The—Felix A. Kremer, president, Madison, Wis.  
 \*Earnest Americans—John A. Jones, manager, Bradford, Pa.  
 Eastern Star Benefit Fund—Miss M. E. Crowe, 39 Elizabeth street, west, Detroit.  
 †Empire State Degree of Honor—W. H. Wakeman, Stockton, N. Y.  
 \*Equitable Fraternal Union—M. L. Campbell, Neenah, Wis.  
 Famabrosis Society—E. E. Waring, 722 Loan and Trust building, Washington, D. C.  
 Fellowship of Solidarity—Walter Goody, 1847 Broadway, New York, N. Y.  
 \*Fraternal Bankers of America—W. T. S. Barnes, Chemical building, St. Louis, Mo.  
 \*Fraternal Bankers' Reserve Society—R. D. Taylor, Cedar Rapids, Iowa.  
 \*Fraternal Benefit League—Frank P. Tyler, 95 Crown street, New Haven, Conn.  
 Fraternal Brotherhood—E. A. Beck, Los Angeles, Cal.  
 \*Fraternal Censer—R. P. Nichols, Dayton, O.

- †Fraternal Aid Association—T. J. Edmunds, Lawrence, Kas.
- Fraternal Assurance Society of America—Fremont L. Jones, Fort Wayne, Ind.
- Fraternal Home—Charles Sanderson, Hamilton, Mo.
- Fraternal Life Association—S. C. Heacox, Hastings, Neb.
- †Fraternal Mystic Circle—F. H. Duckwitz, 1913 Arch street, Philadelphia, Pa.
- \*Fraternal Relief Association—Walter G. Duke, Ebel building, Richmond, Va.
- \*Fraternal Reserve Association—C. M. Robinson, Oshkosh, Wis.
- Fraternal Reserve Life Association—C. M. Carson, Peoria, Ill.
- \*Fraternal Tribunes—Robert Rexdale, Rock Island, Ill.
- †Fraternal Union of America—F. F. Roose, president, 1430 Champa street, Denver, Col.
- German Beneficial Union—Louis Thumm, 422 6th avenue, Pittsburg, Pa.
- Grand Fraternity, The—W. E. Gregg, 1414 Arch street, Philadelphia, Pa.
- Gold Reserve Life Association—C. W. Campbell, Mount Pleasant, Mich.
- Home Defenders of America—J. A. Thrasher, manager, Brazil, Ind.
- \*Highland Nobles—J. L. Rose, president, Waterloo, Iowa.
- Home Fraternal League—C. J. Kinne, Masonic Temple, Chicago, Ill.
- \*Home Guards of America—J. W. Evans, Van Wert, O.
- \*Ideal Reserve Association—E. W. Donovan, manager, Majestic building, Detroit, Mich.
- †Improved Order of Heptasophs—S. H. Tattersall, Preston and Cathedral streets, Baltimore, Md.
- †Independent Order of Foresters—Dr. Ornyatekha, Toronto, Ont.
- †Independent Order of Mutual Aid—C. D. Brainard, Peoria, Ill.
- Independent Order of Puritans—J. W. Powers, 248 4th avenue, Pittsburg, Pa.
- Independent Scandinavians' Workmen's Association—P. J. Smith, Eau Claire, Wis.
- †International Congress—James Austin, Dowaiglac, Mich.
- †Iowa Legion of Honor—J. H. Helm, Cedar Rapids, Iowa.
- \*Knights and Ladies of Columbia—Ormond Kennedy, president, South Bend, Ind.
- \*Knights and Ladies of the Red Cross—Galen Groff, 728 Park building, Pittsburg, Pa.
- Knights and Ladies of Honor—George D. Tait, Indianapolis, Ind.
- †Knights and Ladies of Security—J. M. Wallace, 701 Kansas avenue, Topeka, Kas.
- †Knights of Columbus—Daniel Colwell, 23 Church street, New Haven, Conn.
- Knights of Father Mathew—T. S. Bowdern, 1803 Locust street, St. Louis, Mo.
- Knights of Honor—Noah M. Givan, Odd Fellows' Temple, St. Louis, Mo.
- †Knights of Pythias—Carlos S. Hardy, 1220 Manhattan building, Chicago, Ill.
- †Knights of the Loyal Guard—E. O. Wood, Flint, Mich.
- †Knights of Maccabees of the World—L. E. Sissler, Port Huron, Mich.
- †Knights of the Modern Maccabees—N. S. Boynton, president, Port Huron, Mich.
- †Ladies' Catholic Benefit Association—Mrs. J. A. Royer, 443 11th street, Erie, Pa.
- †Ladies of the Maccabees of the World—Miss Bina M. West, Port Huron, Mich.
- †Ladies of the Modern Maccabees—Mrs. Frances E. Burns, president, St. Louis, Mich.
- Legion of Honor of Missouri—J. M. Smith, 410 Fullerton building, St. Louis, Mo.
- Life and Annuity Association—F. I. Shale, Hiawatha, Kas.
- \*Lincoln Annuity Union—Ernest Duden, 461 Castro street, San Francisco, Cal.
- †Loyal Association—Frank S. Pettey, Lincoln Trust building, Jersey City, N. J.
- \*Loyal Mystic Legion of America—G. A. Wigton, treasurer, Hastings, Neb.
- L'Union St. Jean-Baptiste—J. Ad. Caron, Woonsocket, R. I.
- \*Locomotive Engineers' M. L. and A. Insurance Association—W. E. Futch, president, Cleveland, O.
- Married Men's League—John A. Sydney, Hannibal, Mo.
- \*Masonic Mutual Relief Association—William Montgomery, 12th and F streets, Washington, D. C.
- Masonic Catholic Order of Foresters—J. J. Leonard, 17 Worcester street, Boston, Mass.
- \*Modern American Fraternal Order—G. M. LeCrone, Eflingham, Ill.
- \*Modern Brotherhood of America—E. L. Balz, Mason City, Iowa.
- Modern Magi—A. L. Clark, Holmes building, Galesburg, Ill.
- \*Modern National Reserve—I. Earl Lee, Charles City, Iowa.
- \*Modern Order of Praetorians—C. B. Gardner, Dallas, Tex.
- \*Modern Protective Association—L. W. Dorsett, Sayre, Pa.
- Modern Puritans—J. A. Neugerbauer, Norfolk, Va.
- †Modern Samaritans—W. A. Hicken, Duluth, Minn.
- †Modern Woodmen of America—C. W. Hawes, Rock Island, Ill.
- \*Mutual Protective League—J. R. Paisley, Litchfield, Ill.
- \*Mystic Tollers—J. F. Taake, Des Moines, Iowa.
- \*Mystic Workers of the World—Edmund Jackson, Fulton, Ill.
- National Fraternal League—P. G. Wright, Green Bay, Wis.
- \*National Protective Legion—George A. Scott, president, Waverly, N. Y.
- National Provident Union—F. E. Currier, 325 Eagle building, Brooklyn, N. Y.
- †National Union—J. W. Myers, Union building, Toledo, O.
- New England Order of Protection—M. D. Frye, 20 Pemberton square, Boston, Mass.
- New Era Association—A. M. Webster, 20 Fountain street, Grand Rapids, Mich.
- North American Union—G. Langhenry, Railway Exchange building, Chicago, Ill.
- \*North Star Benefit Association—Ellen A. Olson, Moline, Ill.
- Occidental Mutual Benefit Association—E. A. Nickleson, Salina, Kas.
- Order of Canadian Home Circles—J. M. Foster, Toronto, Ont.
- †Order of Columbian Knights—E. D. Pelfer, 704 Masonic Temple, Chicago, Ill.
- Order of Home Guardians—L. D. Milne, Mitchell, S. D.
- †Order of Mutual Protection—G. Del Vecchio, National Life building, Chicago, Ill.
- Order of Patricians—E. H. Platt, Tonellier building, Benton Harbor, Mich.
- \*Order of Pendo—A. P. Tugwell, president, Los Angeles, Cal.
- †Order of Scottish Clans—Peter Kerr, 134 Summer street, Boston, Mass.

- Order of Select Knights—George K. Staples, 733 Elliott square, Buffalo, N. Y.
- Order of Amaranth—Peter J. Jeup, 242 Moran street, Detroit, Mich.
- \*Order of the Golden Seal—Arthur F. Bounton, Roxbury, N. Y.
- \*Order of Washington—J. L. Mitchell, Marquam building, Portland, Ore.
- Order of the Iroquois—W. A. Rice, 644 Elliott square, Buffalo, N. Y.
- Order of the White Cross—Elmer S. Grundy, Joliet, Ill.
- \*Pathfinder, The—George R. McKay, president, Society for Savings building, Cleveland, O.
- †Protected Home Circle—The Hon. W. S. Palmer, Sharon, Pa.
- †Prudent Patricians of Pompell—David Swinton, Saginaw, Mich.
- †Royal Arcanum—W. S. Robson, 407 Shawmut avenue, Boston, Mass.
- †Royal Highlanders—F. J. Sharp, Aurora, Neb.
- †Royal League—Charles E. Piper, 1601 Mason Temple, Chicago, Ill.
- †Royal Neighbors of America—Mrs. Winnie Fielder, Peoria, Ill.
- Royal Templars of Temperance (Canada)—Dr. C. V. Emroy, Hamilton, Ont.
- Select Knights and Ladies—Ed. H. Wheeler, 611 Minnesota avenue, Kansas City, Kas.
- †Shield of Honor—W. T. Henry, Manufacturers' Record building, Baltimore, Md.
- \*Societe des' Artisans Canadiens-Francais—Germaine Beaulieu, 115 Rue St. Francois Xavier, Montreal, Canada.
- Sons and Daughters of Justice—W. W. Walker, Minneapolis, Kas.
- †Supreme Tribe of Ben-Hur—D. W. Gerard, president, Crawfordsville, Ind.
- Tollers' Fraternity—Z. T. Trumbo, 217 East Prairie street, Pontiac, Ill.
- \*Triple Tie Benefit Association—G. M. Stratton, Clay Center, Kas.
- Union Fraternal League—James F. Reynolds, 185 Summer street, Boston, Mass.
- United Aid of Cheboygan—E. A. Hickey, Cheboygan, Mich.
- \*United American Mechanics' Junior Order Benefit Degree—S. Collins, 432 Diamond street, Pittsburg, Pa.
- United Artisans—C. L. McKenna, Commercial building, Portland, Ore.
- †United Order of the Golden Cross—W. R. Cooper, Knoxville, Tenn.
- †United Order of Pilgrim Fathers—Nathan Cary, Lawrence, Mass.
- \*United Presbyterian Mutual Benefit Association—Hugh R. Moffett, Monmouth, Ill.
- Vesta Circle—Frank H. Knapp, 1619 Masonic Temple, Chicago, Ill.
- Western Catholic Union—John Schauf, Quincy, Ill.
- †Women of Woodcraft—J. L. Wright, Leadville, Col.
- Woodmen's Protective Association—W. A. Northcott, president, Springfield, Ill.
- \*Woodmen of the World (sovereign jurisdiction)—J. C. Root, Omaha, Neb.
- †Woodmen of the World (Pacific jurisdiction)—I. A. Boak, 1447 Tremont street, Denver, Col.
- Woodmen of the World (Canadian jurisdiction)—W. C. Fitzgerald, London, Ont.
- Workmen's Benefit Association—James H. Cutten, 74 Boylston street, Boston, Mass.
- \*Yeomen of America—F. S. Silsbee, president, Oregon, Ill.

### ELECTRIC STREET AND ELEVATED RAILWAYS IN 1905.

[Compiled from the Street Railway Journal of Aug. 25, 1906.]

<i>States and territories.</i>	<i>Roads.</i>	<i>Mile- age.</i>	<i>Capital stock.</i>	<i>States and territories.</i>	<i>Roads.</i>	<i>Mile- age.</i>	<i>Capital stock.</i>
Alabama .....	11	246	\$10,256,700	New Hampshire ...	18	392	\$7,077,660
Arizona .....	3	14	337,100	New Jersey .....	33	1,123	89,697,880
Arkansas .....	9	100	5,212,900	New Mexico .....	2	19	350,000
California .....	42	1,840	100,003,500	New York .....	113	3,304	347,156,970
Colorado .....	12	334	19,312,000	North Carolina .....	10	94	2,577,100
Connecticut .....	21	687	28,934,240	North Dakota .....	2	12	350,000
Delaware .....	7	146	4,970,000	Ohio .....	99	3,832	184,959,000
District of Columbia	8	326	33,205,000	Oklahoma .....	5	150	1,500,000
Florida .....	9	101	2,666,000	Oregon .....	9	223	9,035,000
Georgia .....	13	364	20,229,894	Pennsylvania .....	132	3,469	236,002,144
Idaho .....	3	94	588,400	Rhode Island .....	13	445	17,357,700
Illinois .....	59	2,293	180,654,200	South Carolina .....	8	129	2,848,000
Indiana .....	51	1,695	55,585,417	South Dakota .....	2	39	50,000
Indian Territory....	2	27	600,000	Tennessee .....	10	309	14,543,500
Iowa .....	27	573	17,507,000	Texas .....	19	446	15,966,305
Kansas .....	16	182	3,615,000	Utah .....	3	104	10,150,000
Kentucky .....	12	296	17,890,900	Vermont .....	10	121	2,365,600
Louisiana .....	8	229	36,856,500	Virginia .....	25	481	27,473,950
Maine .....	22	457	6,614,713	Washington .....	13	461	25,850,400
Maryland .....	12	496	17,818,000	West Virginia .....	12	225	8,453,000
Massachusetts .....	32	2,778	97,386,000	Wisconsin .....	21	543	21,518,300
Michigan .....	42	1,509	40,556,000	Wyoming .....	...	...	...
Minnesota .....	7	413	26,453,000				
Mississippi .....	8	55	2,527,700	Total .....	1,081	32,517	1,844,565,136
Missouri .....	22	1,097	77,049,500				
Montana .....	5	74	2,455,613				
Nebraska .....	8	255	10,592,500				
Nevada .....	1	5	100,000				

The track mileage of cable, dummy and horse cars in 1905 was 633. The total number of cars on all street railways in 1905 was 79,751.

### LARGEST CATTLE RANCH.

The largest cattle ranch in the world is said to be that of Don Luis Terrazas in the state of Chihuahua, Mexico. It con-

tains about 8,000,000 acres and is 200 miles long by 150 wide.

PATRIOTIC SOCIETIES OF THE UNITED STATES.

GRAND ARMY OF THE REPUBLIC.

First post organized at Decatur, Ill., April 6, 1866.

GENERAL OFFICERS.

Commander-in-Chief—Gen. Robert B. Brown, Zanesville, O.  
 Senior Vice-Commander—William H. Armstrong, Indianapolis, Ind.  
 Junior Vice-Commander—E. B. Fenton, Detroit, Mich.  
 Surgeon-General—W. H. Johnson, Lincoln, Neb.  
 Chaplain—Archbishop John Ireland, St. Paul, Minn.

OFFICIAL STAFF.

Adjutant-General—Joseph W. O'Neill, Lebanon, O.  
 Assistant Adjutant-General—Joseph Shaw, Zanesville, O.  
 Quartermaster-General—Charles Burrows, Rutherford, N. J.  
 Assistant Quartermaster-General—J. Heary Holcomb, Philadelphia, Pa.  
 Chief of Staff—J. C. Winans, Toledo, O.  
 Judge-Advocate General—Frank L. Campbell, Washington, D. C.  
 General Headquarters—Zanesville, O.

DEPARTMENT COMMANDERS AND ASSISTANT ADJUTANT-GENERALS 1906.

Department commanders and assistant adjutant-generals are named in order:  
 Alabama—A. N. Ballard.....Birmingham  
 E. D. Bacon.....Birmingham  
 Arizona—James H. Creighton.....Phoenix  
 W. F. R. Schindler.....Phoenix  
 Arkansas—J. W. Lane.....Siloam Springs  
 J. N. Baker.....Siloam Springs  
 California and Nevada—W. C. Alberger.....  
 San Francisco  
 John H. Roberts.....San Francisco  
 Colorado and Wyoming—L. C. Dana.....  
 Colorado Springs  
 Irving H. Burt.....Colorado Springs  
 Connecticut—Virgil F. McNeill.....New Haven  
 John H. Thacher.....Hartford  
 Delaware—Ira Lunt.....Newcastle  
 J. S. Litzenberg.....Wilmington  
 Florida—William Emerson.....Tampa  
 Frank G. Parcell.....Tampa  
 Georgia—W. H. Kimball.....Tallapoosa  
 S. A. Darnell.....Atlanta  
 Idaho—Alfred Anderson.....Boise  
 M. H. Barber.....Boise  
 Illinois—Edwin H. Buck.....Rock Island  
 Charles A. Partridge.....Chicago  
 Indiana—E. R. Brown.....Monticello  
 John R. Fesler.....Indianapolis  
 Indian Territory—J. F. Ayars.....Tulsa  
 Samuel H. Smith.....Muskogee  
 Iowa—Charles A. Clark.....Cedar Rapids  
 George A. Newman.....Des Moines  
 Kansas—P. H. Coney.....Topeka  
 J. M. Miller.....Topeka  
 Kentucky—George T. Grinstead.....Winston  
 A. J. Tharp.....Winston  
 Louisiana and Mississippi—Charles W. Keeting.....New Orleans  
 M. A. C. Hussey.....New Orleans  
 Maine—Fred S. Walls.....Vinalhaven  
 Thomas G. Libby.....Vinalhaven  
 Maryland—George Prechtel.....Baltimore  
 John A. Thompson.....Baltimore  
 Massachusetts—J. P. Bradley.....Boston  
 W. A. Wetherbee.....Boston  
 Michigan—Joseph B. Griswold.....Grand Rapids  
 Fayette Wyckoff.....Lansing

Minnesota—Levi Longfellow.....Minneapolis  
 Orton S. Clark.....St. Paul  
 Missouri—John N. Williams.....California  
 Thomas B. Rodgers.....St. Louis  
 Montana—Andrew J. Flisk.....Helena  
 Frank P. Sterling.....Helena  
 Nebraska—J. R. Maxon.....Minden  
 C. M. Parker.....Lincoln  
 New Hampshire—O. B. Warren.....Rochester  
 Frank Battles.....Concord  
 New Jersey—Alfred Atkins.....Roselle Park  
 Ed. Baldwin, Jr.....Elizabeth  
 New Mexico—W. B. Brunton.....Shoemaker  
 A. D. Higgins.....Las Vegas  
 New York—John S. Maxwell.....Amsterdam  
 O. P. Clark.....Albany  
 North Dakota—B. F. Bigelow.....Jamestown  
 H. J. Rowe.....Casselton  
 Ohio—George A. Harmon.....Lancaster  
 H. I. Blair.....Lancaster  
 Oklahoma—Peter A. Becker.....Jefferson  
 W. E. Bartlett.....Jefferson  
 Oregon—Homer Sutcliffe.....Portland  
 R. V. Pratt.....Portland  
 Pennsylvania—M. A. Gherst.....Reading  
 Charles A. Suydam.....Philadelphia  
 Potomac—Benj. P. Entrikkn.....Washington  
 Edward Webster.....Washington  
 Rhode Island—George L. Greene.....Providence  
 Philip S. Chase.....Providence  
 South Dakota—N. I. Lowthian.....Milbank  
 Thomas Fitch.....Milbank  
 Tennessee—John T. Wilder.....Knoxville  
 Ben. A. Hamilton.....Knoxville  
 Texas—William H. Harvey.....Belton  
 J. S. Dunlap.....Dallas  
 Utah—B. M. Sperry.....Salt Lake City  
 R. G. Sleater.....Salt Lake City  
 Vermont—John A. Sheldon.....Rutland  
 Henry W. Spafford.....Rutland  
 Virginia and North Carolina—D. R. Wilson.....Richmond  
 A. A. Hager.....Nat. Soldiers' Home, Va.  
 Washington and Alaska—C. B. Dunning.....Spokane  
 W. H. Wiscombe.....Spokane  
 West Virginia—Thos. M. Mills.....New Martinsville  
 F. C. Harvey.....New Martinsville  
 Wisconsin—John W. Ganes.....Fox Lake  
 C. A. Pettibone.....Waupun

NATIONAL ENCAMPMENTS AND COMMANDERS-IN-CHIEF.

1866—Indianapolis; S. A. Hurlbut, Illinois.  
 1868—Philadelphia; John A. Logan, Illinois.  
 1869—Cincinnati; John A. Logan, Illinois.  
 1870—Washington; John A. Logan, Illinois.  
 1871—Boston; A. E. Burnside, Rhode Island.  
 1872—Cleveland; A. E. Burnside, Rhode Island.  
 1873—New Haven; Charles Devens, Jr., Massachusetts.  
 1874—Harrisburg; Charles Devens, Jr., Massachusetts.  
 1875—Chicago; J. F. Hartranft, Pennsylvania.  
 1876—Philadelphia; J. F. Hartranft, Pennsylvania.  
 1877—Providence; J. C. Robinson, New York.  
 1878—Springfield; J. C. Robinson, New York.  
 1879—Albany; William Earnshaw, Ohio.  
 1880—Dayton, O.; Louis Wagner, Pennsylvania.  
 1881—Indianapolis; George S. Merrill, Massachusetts.  
 1882—Baltimore; P. Vandervoort, Nebraska.  
 1883—Denver; R. B. Beath, Pennsylvania.  
 1884—Minneapolis; John S. Kountz, Ohio.

- 1885—Portland, Me.; S. S. Burdette, Washington, D. C.
- 1886—San Francisco; Lucius Fairchild, Wisconsin.
- 1887—St. Louis; John P. Rea, Minnesota.
- 1888—Columbus, O.; Wm. Warner, St. Louis.
- 1889—Milwaukee; Russell A. Alger, Detroit.
- 1890—Boston; W. G. Veazey, Rutland, Vt.
- 1891—Detroit; John Palmer, Albany.
- 1892—Washington; A. G. Weissert, Milwaukee.
- 1893—Indianapolis; J. G. B. Adams, Lynn, Mass.
- 1894—Pittsburg; T. G. Lawler, Rockford, Ill.
- 1895—Louisville; I. N. Walker, Indianapolis.
- 1896—St. Paul; T. S. Clarkson, Omaha, Neb.
- 1897—Buffalo; J. P. S. Gobin, Lebanon, Pa.
- 1898—Cincinnati; James A. Sexton, Chicago.
- 1899—Philadelphia; Albert D. Shaw, N. Y.
- 1900—Chicago; Leo Rasseur, St. Louis.
- 1901—Cleveland; Ell Torrance, Minneapolis.
- 1902—Washington; Thomas J. Stewart, Norristown, Pa.
- 1903—San Francisco; J. C. Black, Chicago.
- 1904—Boston; W. W. Blackmar, Boston.
- 1905—Denver; James Tanner, Washington.
- 1906—Minneapolis; Robert B. Brown, Zanesville, O.

MEMBERSHIP BY DEPARTMENTS.

Dec. 31, 1905.

Department.	Posts.	Members.
Alabama	12	126
Arizona	6	150
Arkansas	29	524
California and Nevada	95	5,600
Colorado and Wyoming	65	2,734
Connecticut	63	3,896
Delaware	16	563
Florida	21	328
Georgia	14	428
Idaho	18	438
Illinois	526	18,808
Indiana	398	14,488
Indian Territory	25	448
Iowa	356	11,412
Kansas	310	10,653
Kentucky	85	1,934
Louisiana and Mississippi	43	1,050
Maine	150	5,654
Maryland	54	2,081
Masachusetts	210	15,947
Michigan	340	11,566
Minnesota	170	5,523
Missouri	250	7,858
Montana	14	416
Nebraska	193	4,403
New Hampshire	84	2,829
New Jersey	107	4,563
New Mexico	7	208
New York	612	27,477
North Dakota	20	404
Ohio	532	22,920
Oklahoma	83	1,763
Oregon	53	1,817
Pennsylvania	524	23,921
Potomac	17	2,268
Rhode Island	26	1,468
South Dakota	78	1,642
Tennessee	47	1,216
Texas	19	464
Utah	5	268
Vermont	94	2,872
Virginia and North Carolina	35	679
Washington and Alaska	84	2,907
West Virginia	45	1,172
Wisconsin	231	7,937
Total	6,165	235,823

MEMBERSHIP BY YEARS.

1879	44,752	1889	397,774	1898	305,608
1880	60,634	1890	409,489	1899	287,981
1881	85,856	1891	407,781	1900	276,662
1882	134,701	1892	399,880	1901	269,507
1883	215,446	1893	397,223	1902	263,745
1884	276,168	1894	369,083	1903	256,510
1885	294,787	1895	357,639	1904	246,261
1886	323,571	1896	340,610	1905*	232,455
1887	355,916	1897	319,456	1905†	235,823
1888	372,960				

DEATH RATE BY YEARS.

No. P.ct.	No. P.ct.	No. P.ct.	No. P.ct.				
1888	4.493	1895	7.368	2.06	1901	8.166	3.02
1889	4.606	1896	7.293	2.21	1902	8.299	3.08
1890	5.476	1897	7.515	2.35	1903	8.366	3.22
1891	5.965	1898	8.383	2.41	1904	9.029	3.60
1892	6.404	1899	7.994	2.78	1905*	9.152	3.90
1893	7.002	1900	7.790	2.80	1905†	9.206	3.90
1894	7.283	2.97					

\*June 30. †Dec. 31. By a new rule the statistics are made to cover the calendar year.

Total expended for relief during year ended Dec. 31, 1905, \$101,630.18.

WOMAN'S RELIEF CORPS.

- Organized at Denver, Col., July, 1883.
- President—Carrie R. Sparklin, St. Louis, Mo.
- Senior Vice-President—Orpha D. Bruce, Tampa, Fla.
- Junior Vice-President—Helen N. Packard, Portland, Ore.
- Treasurer—Charlotte E. Wright, New Haven, Conn.
- Chaplain—Hannah U. Maxon, Gallipolis, O.
- Secretary—Belle C. Kimball, Kirkwood, Mo.
- Counselor—Emma R. Wallace, Chicago, Ill.
- Inspector—Georgia B. Walker, Davenport, Iowa.
- Installing Officer—Eliza J. Crisler, Greensburg, Ind.
- Press Correspondent—Mary M. North, Snow Hill, Md.
- Chief of Staff—Florence O. McClelland, Chicago, Ill.
- Headquarters—5039 Raymond avenue, St. Louis, Mo.
- Membership, about 150,000.

LADIES OF THE GRAND ARMY OF THE REPUBLIC.

- Organized in Chicago, September, 1886.
- President—Mrs. Elma B. Dalton, Winfield, Kas.
- Senior Vice-President—Clara N. Sawyer, South Portland, Me.
- Junior Vice-President—Minnie L. Roberts, Jennings, La.
- Secretary—Julia M. Gordon, Topeka, Kas.
- Treasurer—Mrs. Ella S. Jones, Allegheny, Pa.
- Chaplain—Rosa Fife, Chicago, Ill.
- Counselor—Mrs. Ruth E. Foote, Denver, Col.
- Membership, about 50,000.

UNITED CONFEDERATE VETERANS.

- Organized June 10, 1889.
- GENERAL OFFICERS.
- General Commanding—Gen. Stephen D. Lee, Columbus, Miss.
- Adj.-Gen. and Chief of Staff—Maj.-Gen. William E. Mickle, New Orleans, La.
- Army of Northern Virginia Dept.—Commander, Lieut.-Gen. C. I. Walker, Charleston, S. C.; Adj.-Gen. and Chief of Staff,

Brig.-Gen. Richard B. Davis, Petersburg, Va.

Army of Tennessee Dept.—Commander, Lieut.-Gen. Clement A. Evans, Atlanta, Ga.; Adj.-Gen. and Chief of Staff, Brig.-Gen. E. T. Sykes, Columbus, Miss.

Louisiana Div.—Commander, Maj.-Gen. J. A. Prudhomme, Bermuda; Adj.-Gen. and Chief of Staff, Col. T. W. Castlemann, New Orleans.

South Carolina Div.—Commander, Maj.-Gen. T. W. Carwile, Edgefield, S. C.; Adj.-Gen. and Chief of Staff, Col. J. M. Jordan, Greenville, S. C.

Texas Div.—Commander, Maj.-Gen. K. M. Van Zant, Fort Worth; Adj.-Gen. and Chief of Staff, Col. George Jackson, Fort Worth.

North Carolina Div.—Commander, Maj.-Gen. Julian S. Carr, Durham, N. C.; Adj.-Gen. and Chief of Staff, Col. H. A. London, Pittsboro, N. C.

Tennessee Div.—Commander, Maj.-Gen. G. W. Gordon, Memphis, Tenn.; Adj.-Gen. and Chief of Staff, Col. J. P. Hickman, Nashville.

Florida Div.—Commander, Maj.-Gen. F. P. Fleming, Jacksonville; Adj.-Gen. and Chief of Staff, Col. Robert J. Magill, Jacksonville.

Virginia Div.—Commander, Maj.-Gen. Theodore S. Garnett, Norfolk, Va.; Adj.-Gen. and Chief of Staff, Col. J. V. Bidgood, Richmond.

Missouri Div.—Commander, Maj.-Gen. John B. Stone, Kansas City; Adj.-Gen. and Chief of Staff, ———.

West Virginia Div.—Commander, Maj.-Gen. Robert White, Wheeling, W. Va.; Adj.-Gen. and Chief of Staff, Col. A. C. L. Gatewood, Linwood.

Arkansas Div.—Commander, Brig.-Gen. N. T. Roberts, Pine Bluff; Adj.-Gen. and Chief of Staff, Col. J. S. Bell, Pine Bluff.

Alabama Div.—Commander, Maj.-Gen. G. P. Harrison, Opelika; Adj.-Gen. and Chief of Staff, Col. H. E. Jones, Montgomery.

Georgia Div.—Commander, Maj.-Gen. C. M. Wiley, Macon; Adj.-Gen. and Chief of Staff, Col. J. M. Wilcox, Macon.

Kentucky Div.—Commander, Maj.-Gen. Bennett H. Young, Louisville, Ky.; Adj.-Gen. and Chief of Staff, Col. W. A. Milton, Louisville.

Maryland Div.—Commander, Maj.-Gen. A. C. Trippe, Baltimore, Md.; Adj.-Gen. and Chief of Staff, Col. D. S. Briscoe, Baltimore.

Oklahoma Div.—Commander, Maj.-Gen. John W. Jordan, Cleveland; Adj.-Gen. and Chief of Staff, ———.

Pacific Div.—Commander, Maj.-Gen. William C. Harrison, M. D., Los Angeles; Adj.-Gen. and Chief of Staff, ———.

Mississippi Div.—Commander, Maj.-Gen. Robert Lowry, Jackson; Adj.-Gen. and Chief of Staff, Col. J. L. McCaskill, Brandon.

Trans-Mississippi Dept.—Commander, Lieut.-Gen. W. L. Cabell, Dallas; Adj.-Gen. and Chief of Staff, Brig.-Gen. A. T. Watts, Beaumont, Tex.

Northwest Div.—Commander, Maj.-Gen. Paul A. Fusz, Phillipsburg, Mont.; Adj.-Gen. and Chief of Staff, Col. Wm. Ray, Phillipsburg, Mont.

Membership, about 60,000; camps, 1,300.

The purpose of the society is strictly social, literary, historical and benevolent.

## UNION VETERANS' UNION.

OFFICERS 1905-1906.

Commander-in-Chief—Richard L. Gorman, St. Paul, Minn.

Deputy Commander-in-Chief—Peter Dickman, Defiance, O.

Second Deputy Commander-in-Chief—Henry F. Chandler, Haverhill, Mass.

Surgeon-General—W. H. Gertz, Everett, Mass.

Chaplain-in-Chief—B. F. Miller, Sodus, N. Y.

Adjutant-General—H. C. Ferguson, St. Paul, Minn.

Quartermaster-General—Cassius M. Rose, St. Paul, Minn.

Executive Committee—J. R. Blackwell, St. Paul, Minn.; Patrick Hayes, Chelsea, Mass.; F. C. Knowlton, Chelsea, Mass.; R. A. Stephenson, Manchester, O.; J. C. Blodgett, Clinton, Iowa; Fred S. Snow, New Haven, Conn.; G. E. Hall, St. Louis, Mo.; Joseph R. Curtis, Portsmouth, N. H.; James A. Hard, Rochester, N. Y.

THE VETERAN CORPS OF ARTILLERY,  
S. N. Y.

Organized at New York city Nov. 25, 1790.

Commandant and Ex-Officio President—The Rev. Morgan Dix, D. D. (Oxon.), LL. D., D. C. L.

Vice-Commandant and Ex-Officio Vice-President—The Hon. Asa Bird Gardiner, LL. D., L. H. D.

Adjutant—Howland Pell, 102 Front street, New York, N. Y.

Quartermaster—Charles A. Schermerhorn.

Paymaster—Charles Isham.

Chaplain—The Rev. Frank L. Humphreys, S. T. D.

Surgeon—Malcolm McLean, M. D.

Commissary—Clarence H. Eagle.

This independent military organization of the state of New York was organized under the militia law of congress. It also constitutes the Military Society of the War of 1812.

It was originally organized by officers and soldiers of the war of the revolution, principally from the continental corps of artillery, and served in the war of 1812 in June and July, 1812, and then for six months in United States service from Sept. 2, 1814. Afterward it was recruited from officers and soldiers of the war of 1812 of honorable records. The present membership is 135.

MILITARY ORDER OF FOREIGN WARS  
OF THE UNITED STATES.

Instituted Dec. 27, 1894.

## OFFICERS OF THE NATIONAL COMMANDERY.

Commander-in-Chief—Maj.-Gen. Alex. S. Webb, U. S. A., Riverdale, N. Y.

Vice-Commanders-General—Maj.-Gen. Chas. F. Roe, N. G. N. Y., 280 Broadway, New York; Brig.-Gen. William H. H. Davis, U. S. V., Doylestown, Pa.; Morris W. Seymour, Bridgeport, Conn.; John H. Turnbull, Chicago, Ill.; the Hon. Horace Davis, LL. D., San Francisco, Cal.; Wm. De Lancey Howe, Boston, Mass.; Col. H. Ashton Ramsay, Baltimore, Md.; Rear-Admiral John D. Walker, U. S. N., Washington, D. C.; Gen. Geo. H. Garretson, Cleveland, O.; Col. Harvey C. Clark, St. Louis, Mo.; Capt. Frank L. Greene, U. S. V. St. Albans, Vt.; Dr. Geo. B. Johnston, Richmond, Va.; Lieut. Chas. H. Peckham.

U. S. V., Providence, R. I.; Commander John W. Bostick, L. N. R., New Orleans, La.; Brig.-Gen. Edw. E. Campbell, U. S. V., Newark, N. J.; Gen. Chas. King, U. S. V., Milwaukee, Wis.; Maj. Geo. H. Hopkins, Detroit, Mich.; Brig.-Gen. Wm. W. Gordon, U. S. V., Savannah, Ga.; Maj.-Gen. L. N. Oppenheimer, T. V. G., Austin, Tex.; Gen. Irving Hale, Denver, Col.; Brig.-Gen. Wm. J. McKee, U. S. V., Indianapolis, Ind.

Secretary-General—James H. Morgan, Waldorf-Astoria, New York, N. Y.  
Deputy Secretary-General—Maj. David Banks, Jr., New York, N. Y.  
Treasurer-General—Col. Oliver C. Bosbyshell, Fidelity building, Philadelphia, Pa.  
Registrar-General—Rev. Henry N. Wayne, Armonk, N. Y.  
Judge-Advocate General—The Hon. Frank M. Avery, New York.  
Deputy Treasurer-General—James T. Sands, St. Louis, Mo.

Commanderies have been established in twenty-two states and territories. Total membership about 1,700.

The order is a military organization with patriotic objects, having for its scope the period of American history since national independence. It stands for the needed and honorable principle of national defense against foreign aggression. The principal feature of the order is the perpetuating of the names, as well as the services, of commissioned officers who served in either the war of the revolution, the war with Tripoli, the war of 1812, the Mexican war or the war with Spain and all future campaigns, recognized by the United States government as war with foreign powers. Veteran companionship is conferred upon such officers and hereditary companionship upon their direct lineal descendants in the male line.

#### DAUGHTERS OF VETERANS.

President—Myrtle G. Kramer, Chicago, Ill.  
Senior Vice-President—C. Millie Lighton, Clinton, Mass.  
Junior Vice-President—Minnie Guitard, Alliance, O.  
Secretary—Clara Hoover, Chicago, Ill.  
Treasurer—Miss Carrie Kilgore, Philadelphia, Pa.  
Inspector—Katherine Flood, Newton, Mass.

#### NATIONAL ASSOCIATION OF ARMY NURSES.

President—Clarissa F. Dye, Philadelphia, Pa.  
Senior Vice-President—Frederika J. Cole, Beatrice, Neb.  
Junior Vice-President—Rebecca S. Smith, Minneapolis, Minn.  
Secretary—Miss Kate M. Scott, Brookville, Pa.  
Treasurer—Mrs. Salome M. Stuart, Gettysburg, Pa.  
Chaplain—Mrs. Elizabeth Chapman, East St. Louis, Mo.  
Guard—Mary F. Gardner, Bellwood, Pa.  
Conductor—Emily Adler, Clarion, Iowa.

#### UNITED SPANISH WAR VETERANS.

Organized April 19, 1904.

Commander-in-Chief—Capt. Hamilton Ward, Buffalo, N. Y.

Senior Vice-Commander—Capt. Harry W. Bush, Michigan.  
Junior Vice-Commander—Capt. Charles W. Owton, Connecticut.  
Judge-Advocate General—John Lewis Smith, Washington, D. C.  
Surgeon-General—Dr. John O'Donoghue, Massachusetts.  
Historian—Capt. J. Walter Mitchell, Washington, D. C.  
Paymaster-General—F. F. Jones, Pennsylvania.

#### SOCIETY OF THE CINCINNATI.

Organized May 10, 1783, at the cantonments of the American army on the Hudson.

##### GENERAL OFFICERS.

President-General—Winslow Warren, Massachusetts.  
Vice-President-General—James Simons, LL. D., South Carolina.  
Secretary-General—Asa Bird Gardiner, LL. D., L. H. D., 32 Broadway, New York, N. Y.  
Treasurer-General—Francis Marinus Caldwell, Pennsylvania.  
Assistant Secretary-General—John Cropper, Virginia.  
Assistant Treasurer-General—Charles Isham, Connecticut.

Only the thirteen original states have state societies. These, with names of president and secretary of each in geographical order named, are:

New Hampshire—John Gardner Gilman, F. Bacon Philbrook.  
Massachusetts—Winslow Warren, David Greene Haskins.  
Rhode Island—Asa Bird Gardiner, LL. D., L. H. D.; George W. Olney.  
Connecticut—George B. Sanford, U. S. A.; Morris W. Seymour.  
New York—Talbot Olyphant, Francis Burrall Hoffman.  
New Jersey—Frank Landon Humphreys, S. T. D.; W. TenBrock S. Imlay.  
Pennsylvania—Richard Dale, William Macpherson Hornor.  
Delaware—Thomas David Pearce, John Osgood Platt.  
Maryland—William Henry De Courcy, M. D.; Thomas Edward Sears.  
Virginia—George Ben Johnston, Heth Lorton.  
North Carolina—Wilson Gray Lamb, Charles Lukens Davis, U. S. A.  
South Carolina—James Simons, LL. D.; Henry M. Turner, Jr.  
Georgia—Walter Glasco Charlton, F. Athorp Foster.

The Order of the Cincinnati was organized by American and French officers who served in the war of the revolution, for the purpose of perpetuating the remembrance of that event and keeping up the friendships then formed. Membership goes to the eldest male descendant, if worthy; in case there is no direct male descendants, then to male descendants through intervening female descendants. The present membership is about 750. George Washington was the first president-general until his decease, and Alexander Hamilton the second.



### SOCIETY OF THE WAR OF 1812.

Organized Sept. 14, 1814.

GENERAL OFFICERS 1906-1908.

President-General—John Cadwalader (of Pennsylvania society).  
 Vice-Presidents-General—Capt. Henry H. Bellas, U. S. A.; James Edward Carr, Jr.; Frederick B. Philbrook; Col. George Bliss Sanford, U. S. A.; George M. Wright; Hon. Charles Page Bryan (Illinois); Marcus Benjamin, Ph. D.; Frank W. Thomas; Rear Admiral Joseph Read, U. S. N.; James G. Longfellow.  
 Secretary-General—Henry Randall Webb, 727 19th street N. W., Washington, D. C.  
 Assistant Secretary-General—John Mason Dulany, Baltimore, Md.  
 Treasurer-General—George H. Richards, M. D., 11 Cleveland street, Orange, N. J.  
 Assistant Treasurer-General—William Porter Adams, 155 Washington boulevard, Chicago.  
 Registrar-General—Henry Harmon Noble, Essex, N. Y.  
 Surgeon-General—George H. Burgin, M. D.  
 Judge-Advocate General—Hon. Aloysius L. Knott.  
 Chaplain-General—Rt. Rev. Leighton Coleman, S. T. D., LL. D., bishop of Delaware.

State societies have been formed in Pennsylvania, Maryland, Massachusetts, Connecticut, Ohio, Illinois, District of Columbia, New York, New Jersey and Delaware. Membership is made up of male persons above the age of 21 years who participated in or are lineal descendants of one who served during the war of 1812 in the army, navy, revenue-marine or privateer service of the United States, upon offering proof thereof satisfactory to the state society to which they may make application for membership, and who are of good moral character and reputation.

### SOCIETY OF COLONIAL WARS.

Instituted 1892.

OFFICERS OF THE GENERAL SOCIETY.

Governor-General—Arthur J. C. Sowdon, Boston, Mass.  
 Vice-Governor-General—Howland Peil, New York.  
 Secretary-General—Samuel V. Hoffman, 45 William street, New York.  
 Deputy Secretary-General—Guy Van Amringe, New York, N. Y.  
 Treasurer-General—William Macpherson Hornor, Bryn Mawr, Pa.  
 Deputy Treasurer-General—David Lewis, Philadelphia, Pa.  
 Registrar-General—George Norbury Mackenzie, Baltimore, Md.  
 Historian-General—Thomas Page Grant, Louisville, Ky.  
 Chaplain-General—Rt. Rev. William Lawrence.  
 Surgeon-General—James G. Mumford.  
 Chancellor-General—Prof. Theodore S. Woolsey.

SECRETARIES OF STATE SOCIETIES.

California—Harrison B. Alexander, Los Angeles.  
 Colorado—C. E. Dewey, Denver.  
 Connecticut—George Butler Gay, Hartford.  
 Delaware—Willard H. Porter, Wilmington.

District of Columbia—Walter C. Clephane, Washington.  
 Georgia—C. C. Quackenbush, Savannah.  
 Illinois—Roger Sherman, 135 Adams street, Chicago.  
 Indiana—William O. Bates, Indianapolis.  
 Iowa—John E. Bready, M. D., Dubuque.  
 Kentucky—George F. Wood, Louisville.  
 Maine—Philip F. Turner, Portland.  
 Maryland—Robert Burton, Baltimore.  
 Massachusetts—E. W. McGlenen, Boston.  
 Michigan—Clarence A. Lightner, Detroit.  
 Minnesota—William G. White, St. Paul.  
 Missouri—Hobart Brinsmade, St. Louis.  
 Nebraska—Edwin C. Webster, Omaha.  
 New Hampshire—F. W. Morse, Durham.  
 New Jersey—John Eyerman, Easton, Pa.  
 New York—Henry G. Sanford, 45 William street, New York.  
 Ohio—James W. Bullock, Cincinnati.  
 Pennsylvania—E. S. Sayres, Philadelphia.  
 Rhode Island—Henry B. Rose, Providence.  
 Vermont—Byron N. Clark, Burlington.  
 Virginia—Thomas Bolling, Jr., Richmond.  
 Washington—H. B. Ferris, Spokane.  
 Wisconsin—Henry A. Crosley, Milwaukee.

### SOCIETY OF THE SONS OF THE AMERICAN REVOLUTION.

Organized June 29, 1876.

GENERAL OFFICERS.

President-General—Cornelius A. Pugsley, Peekskill, N. Y.  
 Vice-Presidents-General—Gen. Moses Greeley Parker, Lowell, Mass.; Edward A. Butler, Rockland, Me.; Henry Stockbridge, Baltimore, Md.; Andrew W. Bray, East Orange, N. J.; L. L. Lewis, Richmond, Va.  
 Secretary-General and Registrar-General—A. Howard Clark, Smithsonian Institution, Washington, D. C.  
 Treasurer-General—Isaac W. Birdseye, Bridgeport, Conn.  
 Historian-General—Prof. William K. Wickes, Syracuse, N. Y.  
 Chaplain-General—Rev. Julius W. Atwood, Columbus, O.

### DAUGHTERS OF THE AMERICAN REVOLUTION.

President-General—Mrs. Donald McLean, New York, N. Y.  
 Vice-President-General in Charge of Organization of Chapters—Mrs. Charlotte E. Main, Washington, D. C.  
 Vice-Presidents-General—Terms expire in 1907: Mrs. John R. Walker, Missouri; Mrs. Mary W. Swift, California; Mrs. Charles H. Deere, Illinois; Mrs. Orlando J. Hodge, Ohio; Mrs. Florence Grey Estey, Vermont; Mrs. H. S. Chamberlana, Tennessee; Mrs. Lindsay Patterson, North Carolina; Mrs. John C. Hazen, New York, N. Y.; Mrs. George W. Nichols, South Carolina; Mrs. Franklin E. Brooks, Colorado. Terms expire in 1908: Mrs. R. E. Park, Georgia; Mrs. R. J. Parker, Rhode Island; Mrs. Truman H. Newberry, Michigan; Mrs. William D. Kearfoot, New Jersey; Mrs. Theo. C. Bates, Massachusetts; Miss Clara Lee Bowman, Connecticut; Mrs. Drayton W. Bushnell, Iowa; Mrs. Sallie M. Hardy, Kentucky; Mrs. Ira H. Evans, Texas; Mrs. A. E. Heneberger, Virginia.  
 Chaplain-General—Mrs. Tennis S. Hamlin, Washington, D. C.  
 Recording-Secretary-General—Miss Elizabeth Pierce, Washington, D. C.

Corresponding Secretary-General—Miss Virginia Miller, Washington, D. C.  
 Registrar-General—Mrs. J. Stewart Jamieson, Washington, D. C.  
 Treasurer-General—Mrs. M. E. S. Davis, Washington, D. C.  
 Historian-General—Mrs. J. P. Dolliver, Washington, D. C.  
 Assistant Historian-General—Mrs. Mary S. Lockwood, Washington, D. C.  
 Librarian-General—Miss Aline E. Solomons, Washington, D. C.  
 Headquarters—902 F street N. W., Washington, D. C.

### SONS OF THE REVOLUTION.

Organized 1875.

#### GENERAL OFFICERS 1905-1908.

General President—John Lee Carroll, Elliott City, Md.  
 General Vice-President—Garret Dorset Wall Vroom, Trenton, N. J.  
 General Secretary—James Mortimer Montgomery, New York city.  
 Assistant General Secretary—William Hall Harris, Baltimore, Md.  
 General Treasurer—Richard McCall Cadwalader, Philadelphia, Pa.  
 Assistant General Treasurer—Henry Cadlo, Bethany, Mo.  
 General Chaplain—Rev. Thomas E. Green, Iowa.  
 General Registrar—Walter G. Page, Massachusetts.  
 General Historian—H. O. Collins, California.

Organizations exist in thirty-one states and territories. Membership, 7,000.

### MILITARY ORDER OF THE LOYAL LEGION OF THE UNITED STATES.

Instituted 1865. Membership April 30, 1906, 9,087.

#### GENERAL OFFICERS.

Commander-in-Chief—Maj.-Gen. John R. Brooke, U. S. A.  
 Senior Vice-Commander-in-Chief—Rear-Admiral George C. Remy, U. S. N.  
 Junior Vice-Commander-in-Chief—Bvt. Brig.-Gen. William F. Draper, U. S. V.  
 Recorder-in-Chief—Bvt. Lieut.-Col. John P. Nicholson, U. S. V.  
 Registrar-in-Chief—Bvt. Maj. William P. Huxford, U. S. A.  
 Treasurer-in-Chief—Paymaster George DeF. Barton, U. S. N.

Chancellor-in-Chief—Bvt. Capt. John O. Foering, U. S. V.  
 Chaplain-in-Chief—Bvt. Maj. Henry S. Burrage, U. S. V.  
 Council-in-Chief—Capt. Roswell H. Mason, Bvt. Maj. Henry L. Swords, Bvt. Maj. A. M. Van Dyke, Bvt. Brig.-Gen. Frederic W. Swift and Lieut. Loyal Farragut.

#### COMMANDERIES.

California—Rear-Admiral O. W. Farenholt, commander; Lieut.-Col. Wm. R. Smedberg, recorder.  
 Colorado—Capt. Nicholas J. O'Brien, commander; Capt. Robert H. Buck, recorder.  
 District of Columbia—Rear-Admiral Thos. O. Selfridge, commander; Maj. W. P. Huxford, recorder.  
 Illinois—Bvt. Maj. Edson J. Harkness, commander; Roswell H. Mason, recorder.  
 Indiana—Capt. Wm. R. Myers, commander; Capt. Wm. W. Dougherty, recorder.  
 Iowa—Capt. S. H. Harper, commander; Adj. J. W. Muffley, recorder.  
 Kansas—Lieut. W. A. Morgan, commander; Maj. Eben Swift, recorder.  
 Maine—Maj. John T. Richards, commander; Henry S. Burrage, recorder.  
 Maryland—Rear-Admiral John D. Ford, commander; Lieut. Joseph J. Janney, recorder.  
 Massachusetts—Bvt. Maj. Chas. B. Amory, commander; Lieut. Chas. H. Porter, recorder.  
 Michigan—Lieut. R. R. Pealer, commander; Gen. F. W. Swift, recorder.  
 Minnesota—Capt. Chas. G. Higbee, commander; Lieut. D. L. Kingsbury, recorder.  
 Missouri—Capt. Francis Raymond, Jr., commander; Capt. W. R. Hodges, recorder.  
 Nebraska—Capt. H. C. Matrau, commander; Lieut. Frank B. Bryant, recorder.  
 New York—Bvt. Brig.-Gen. Thomas H. Hubbard, commander; Paymaster A. N. Blake-man, recorder.  
 Ohio—Capt. Leopold Markbreit, commander; Maj. W. R. Thrall, recorder.  
 Oregon—Lieut. Edward Martin, commander; Capt. Gavin E. Caukin, recorder.  
 Pennsylvania—Bvt. Brig.-Gen. James A. Beaver, commander; Bvt. Lieut.-Col. John P. Nicholson, recorder.  
 Vermont—Capt. Urban A. Woodbury, commander; Bvt. Capt. Henry O. Wheeler, recorder.  
 Washington—Col. J. W. Langley, commander; Lieut. J. E. Noel, recorder.  
 Wisconsin—Capt. Wm. W. Rowley, commander; Lieut. A. Ross Houston, recorder.

### INDIAN RESERVATIONS IN THE UNITED STATES (1905).

State or territory.	Acres.	Sq. miles.	Pop.*	State or territory.	Acres.	Sq. miles.	Pop.*
Arizona	16,917,560	26,433.69	33,727	New York	87,677	137.00	5,290
California	410,319	641.12	15,519	North Carolina	98,211	153.45	1,455
Colorado	483,750	755.86	887	North Dakota	3,695,644	5,774.44	7,741
Florida			358	Oklahoma	3,533,479	5,521.06	13,562
Idaho	948,440	1,481.94	3,560	Oregon	1,274,554	1,991.49	3,913
Indian Territory	6,723,499	10,505.47	93,333	South Dakota	7,952,172	12,425.27	19,601
Iowa	2,965	4.63	342	Utah	282,460	441.34	1,953
Kansas	12,587	19.67	1,182	Washington	2,622,242	4,097.25	9,798
Michigan	3,402	5.32	6,333	Wisconsin	328,918	513.93	10,957
Minnesota	947,672	1,480.74	9,164	Wyoming	1,754,960	2,742.13	1,691
Montana	7,450,264	11,641.04	10,324	Miscellaneous			1,183
Nebraska	17,928	28.01	3,639				
Nevada	954,135	1,490.84	5,437	Total	58,202,323	90,941.13	284,079
New Mexico	1,693,485	2,655.44	18,129				

\*On reservations.

## Sporting Records.

Corrected to Dec. 1, 1906.

## HORSE RACING.

## RECORD SALES OF THOROUGHBREDS AND TROTTERS.

Giving name of horse, place and date of sale, buyer and price.

- Flying Fox—London, 1900, Edmond Blanc, Paris, \$191,250.  
 Ormonde—London, 1888, W. MacDonough, San Francisco, \$150,000.  
 Arion—San Francisco, 1892, J. M. Forbes, Boston, \$125,000.  
 Rock Sand—London, 1906, August Belmont, New York, \$125,000.  
 Axtell—Chicago, 1889, W. J. Ijams, Terre Haute, Ind., \$105,000.  
 St. Blaise—New York, 1891, Charles Reed, Gallatin, Tenn., \$100,000.  
 Nasturtium—New York, 1901, W. C. Whitney, New York, \$50,000.  
 Hermis—New York, 1903, E. R. Thomas, New York, \$60,000.  
 Dan Patch—Minneapolis, 1903, M. W. Savage, Minneapolis, \$60,000.  
 Hamburg—New York, 1904, W. C. Whitney, New York, \$70,000.

## SUBURBAN HANDICAP.

1¼ miles—Sheepshead Bay, N. Y.

- 1890—Salvator, 127lbs, 2:06½; \$6,900.  
 1891—Loantaka, 110lbs, 2:07; \$9,900.  
 1892—Montana, 115lbs, 2:07½; \$17,750.  
 1893—Lowlander, 105lbs, 2:06¾; \$17,750.  
 1894—Ramapo, 120lbs, 2:06¼; \$12,070.  
 1895—Lazzarone, 115lbs, 2:07¼; \$4,730.  
 1896—Henry of Navarre, 123lbs, 2:07; \$5,850.  
 1897—Ben Brush, 123lbs, 2:07½; \$5,850.  
 1898—Tillo, 119lbs, 2:08½; \$6,800.  
 1899—Imp, 114lbs, 2:05½; \$10,000.  
 1900—Kinley Mack, 125lbs, 2:06¾; \$10,000.  
 1901—Alcedo, 112lbs, 2:05¾; \$7,500.  
 1902—Gold Heels, 124lbs, 2:05¼; \$10,000.  
 1903—Africaner, 110lbs, 2:10¾; \$10,000.  
 1903 (Renewal)—Water Boy, 112lbs, 2:04¾.  
 1904—Hermis, 127lbs, 2:05; \$17,000.  
 1905—Beldame, 123lbs, 2:05¾; \$20,000.  
 1906—Go Between, 116lbs, 2:05¾; \$20,000.

## GRAND PRIX DE PARIS.

First race run in 1863. Distance about 1 mile 7 furlongs. Stake, \$40,000.

- 1901—Cherl, by St. Damien.  
 1902—Kizil-Kourgan.  
 1903—Quo Vadis.  
 1904—Ajax, by Flying Fox-Amle.  
 1905—Flussieur.  
 1906—Spearmint.

## FUTURITY STAKES.

For 2-year-olds, 170 feet less than ¼-mile, Sheepshead Bay, N. Y.

- 1890—Potomac, 115lbs, 1:14½; \$67,675.  
 1891—His Highness, 130lbs, 1:15½; \$61,675.  
 1892—Morello, 118lbs, 1:12½; \$40,450.  
 1893—Domino, 130lbs, 1:12¾; \$49,350.  
 1894—The Butterflies, 112lbs, 1:11; \$48,710.  
 1895—Requital, 119lbs, 1:11¼; \$53,190.  
 1896—Ogden, 115lbs, 1:10; \$43,790.  
 1897—L'Alouette, 115lbs, 1:11; \$34,290.  
 1898—Martimas, 118lbs, 1:12¾; \$36,610.  
 1899—Chacornac, 114lbs, 1:10¾; \$41,200.  
 1900—Ballyhoo Bey, 112lbs, 1:10; \$33,830.

- 1901—Yankee, 119lbs, 1:09¼; \$38,750.  
 1902—Savable, 119lbs, 1:14; \$45,400.  
 1903—Hamburg Belle, 114lbs, 1:13; \$36,300.  
 1904—Artful, 114lbs, 1:11¾; \$54,290.  
 1905—Ormondale, 117lbs, 1:11¾; \$33,680.  
 1906—Electioneer, 117lbs, 1:13¾; \$37,270.

## ENGLISH DERBY.

First race run at Epsom May 4, 1780. In 1784 distance was increased from 1 mile to 1½ miles.

- 1890—Sain Foin, by Springfield, 2:49¼.  
 1891—Common, by Isonomy, 2:56¾.  
 1892—Sir Hugo, by Wisdom, 2:44.  
 1893—Isinglass, by Isonomy, 2:43.  
 1894—Ladas, by Hampton, 2:45¾.  
 1895—Sir Visto, by Barcaldine, 2:43¾.  
 1896—Persimmon, by St. Simon, 2:42.  
 1897—Galtee Moore, by Kendal, 2:47.  
 1898—Jedda, by Janissary, 2:37.  
 1899—Flying Fox, by Orme, 2:36¾.  
 1900—Diamond Jubilee, by St. Simon, 2:42.  
 1901—Volodyovski, by Florizel, 2:40¾.  
 1902—Ard Patrick, by St. Florian, 2:42¼.  
 1903—Rock Sand, by Sain Foin-Ioquebrune.  
 1904—St. Amant, by Frusquin-Loverule, 2:45¾.  
 1905—Cicero, by Cyllene, 3:11.  
 1906—Spearmint, by Carbine, 2:36¾ (record).

## BROOKLYN HANDICAP.

1¼ miles—Gravesend, L. I.

- 1890—Castaway II., 100lbs, 2:10; \$6,900.  
 1891—Tenny, 128lbs, 2:10; \$14,800.  
 1892—Judge Morrow, 116lbs, 2:08¾; \$17,750.  
 1893—Diablo, 112lbs, 2:09; \$17,500.  
 1894—Dr. Rice, 112lbs, 2:07¼; \$17,750.  
 1895—Hornpipe, 105lbs, 2:11¼; \$7,750.  
 1896—Sir Walter, 113lbs, 2:18¾; \$7,750.  
 1897—Howard Mann, 106lbs, 2:09¾; \$7,750.  
 1898—Ornament, 127lbs, 2:10; \$7,800.  
 1899—Banaster, 110lbs, 2:06¼; \$10,000.  
 1900—Kinley Mack, 122lbs, 2:10; \$19,000.  
 1901—Conroy, 102lbs, 2:09; \$10,000.  
 1902—Reina, 104lbs, 2:07; \$10,000.  
 1903—Irish Lad, 103lbs, 2:05¾; \$15,150.  
 1904—The Picket, 119lbs, 2:06¾; \$16,000.  
 1905—Delhi, 124lbs, 2:06¾; \$16,000.  
 1906—Tokalon, 108lbs, 2:05¾; \$20,000.

## KENTUCKY DERBY.

For 3-year-olds, Louisville, Ky. Distance changed in 1896 from 1½ to 1¼ miles.

- 1890—Riley, 118lbs, 2:45; \$5,460.  
 1891—Kingman, 122lbs, 2:52¼; \$4,680.  
 1892—Azra, 122lbs, 2:41¼; \$4,230.  
 1893—Lookout, 122lbs, 2:39¼; \$4,090.  
 1894—Chant, 122lbs, 2:41; \$4,000.  
 1895—Halma, 122lbs, 2:37½.  
 1896—Ben Brush, 117lbs, 2:07¾.  
 1897—Typhoon II., 117lbs, 2:12¼.  
 1898—Plaudit, 117lbs, 2:09.  
 1899—Manuel, 117lbs, 2:12.  
 1900—Lient, Gibson, 117lbs, 2:06¼.  
 1901—His Eminence, 117lbs, 2:07¾.  
 1902—Alan-a-Dale, 117lbs, 2:08¾; \$6,000.  
 1903—Judge Himes, 117bs, 2:09; \$6,000.  
 1904—Elwood, 117bs, 2:08½; \$5,000.  
 1905—Agile, 122bs, 2:10¾; \$6,000.  
 1906—Sir Huon, 117bs, 2:08¾; \$5,000.

## BEST RUNNING RECORDS.

- $\frac{1}{4}$  mile—:21 $\frac{1}{4}$ , Bob Wade, 4yrs., Butte, Mont., Aug. 20, 1890.
- $\frac{2}{4}$  furlongs—:31 $\frac{1}{2}$ , Best Boy, 2yrs., Clifton, N. J., March 12, 1890.
- $\frac{3}{8}$  mile—:34, Red S., aged, 122lbs., Butte, Mont., July 22, 1896.
- $\frac{1}{2}$  mile—:46, Geraldine, 4yrs., 122lbs., straight course, Morris Park, Aug. 30, 1889; :46 $\frac{1}{2}$ , Bessie Macklin, 2yrs., 100lbs., Dallas, Tex., Oct. 3, 1899.
- $\frac{4}{4}$  furlongs—:51%, Tanya, 2yrs., 107lbs., Morris Park, straight course, May 12, 1904; :53, Old England, 2yrs., 108lbs., Oakland, Cal., Dec. 18, 1901.
- 5 furlongs—:56 $\frac{3}{4}$ , Maid Marian, 4yrs., 111lbs., Morris Park, straight course, Oct. 9, 1894; :58 $\frac{3}{4}$ , Wah Jim, 4yrs., 115lbs., Monmouth Park, N. J., July 17, 1893.
- $\frac{5}{2}$  furlongs—1:02 $\frac{3}{4}$ , Plater, 2yrs., 107lbs., Morris Park, straight course, Oct. 21, 1902; 1:05 $\frac{1}{2}$ , McGhee, 3yrs., 105lbs., Harlem, Oct. 1, 1903.
- Futurity course, 170 feet less than 6 furlongs—1:08, Kingston, aged, 139lbs., Sheepshead Bay, L. I., June 22, 1891.
- $\frac{3}{4}$  mile—1:08, Artful, 2yrs., 130lbs., Morris Park, straight course, Oct. 15, 1904; 1:11 $\frac{1}{2}$ , Roseben, 4yrs., 147lbs., Belmont Park, circular course, Oct. 6, 1905; 1:11 $\frac{1}{2}$ , Dick Welles, 3yrs., 109lbs., Washington Park, June 30, 1903, and Ivan the Terrible, 2yrs., Worth, Oct. 27, 1904.
- $\frac{6}{4}$  furlongs—1:16 $\frac{3}{4}$ , Lady Vera, 2yrs., 96lbs., Belmont Park, straight track, Oct. 19, 1906; 1:18 $\frac{1}{2}$ , Oxford, 4yrs., 118lbs., Belmont Park, circular course, Oct. 15, 1906; 1:18 $\frac{1}{2}$ , Mineola, 3yrs., 103lbs., Sheepshead Bay, July 5, 1904; also by Martinus, 3yrs., 90lbs., Sheepshead Bay, Sept. 7, 1904; also by Aeronaut, 3yrs., 107lbs., Belmont Park, Oct. 9, 1905.
- $\frac{7}{8}$  mile—1:22, Roseben, 5yrs., 126lbs., Belmont Park, New York, Oct. 16, 1906; 1:24 $\frac{1}{2}$ , Sir Lynwood, 3yrs., 99lbs., Saratoga, Aug. 9, 1906; 1:23 $\frac{1}{2}$ , Belle B., 5yrs., 103lbs., Monmouth Park, straight course, July 8, 1890.
- $\frac{7}{4}$  furlongs—1:32, Dainty, 4yrs., 109lbs., Oakland, Cal., Dec. 19, 1904, and Welbourne, 3yrs., 94 lbs., Belmont Park, June 6, 1906.
- 1 mile—1:35 $\frac{1}{2}$ , against time, Salvator, 4yrs., 110lbs., Monmouth Park, straight course, Aug. 28, 1890; 1:37 $\frac{1}{4}$ , in race, Kildeer, 4yrs., 91lbs., Monmouth Park, straight course, Aug. 13, 1892; 1:37 $\frac{1}{2}$ , Dick Welles, 3yrs., 112lbs., Harlem, Aug. 14, 1903, and Klamesha, 3yrs., 104lbs., Belmont Park, Oct. 9, 1905; 1:37 $\frac{3}{4}$ , Alan-a-Dale, 4yrs., 110lbs., Washington Park, July 1, 1903.
- 1 mile and 20 yds.—1:40, Maid Marian, 4yrs., 101lbs., Washington Park, July 19, 1893; Macy, 4yrs., 106lbs., Washington Park, July 2, 1898.
- 1 mile and 25 yds.—1:45 $\frac{1}{2}$ , Ruperta, 3yrs., 107 lbs., Latonia, Ky., July 4, 1890.
- 1 mile and 50 yds.—1:41 $\frac{1}{2}$ , Haviland, 6yrs., 98lbs., Washington Park, July 7, 1903.
- 1 mile and 70 yds.—1:42 $\frac{3}{4}$ , Jiminez, 101lbs., Harlem, Sept. 5, 1901.
- 1 mile and 100 yds.—1:44 $\frac{1}{2}$ , Grand Opera, 4 yrs., 77lbs., Harlem, Aug. 12, 1903.
- 1-16 miles—1:44 $\frac{1}{2}$ , Glassful, 3yrs., 101lbs., Washington Park, July 2, 1903; 1:44 $\frac{1}{2}$ , Blue Girl, 2yrs., 124lbs., Morris Park, N. Y., May 23, 1901.
- $\frac{1}{4}$  miles—1:51, Bonnhert, 3yrs., 120lbs., Brighton Beach, July 30, 1902.
- 1-3-16 miles—1:57 $\frac{1}{2}$ , Scintillant II., 4yrs., 109 lbs., Harlem, Sept. 1, 1902.

- $\frac{1}{4}$  miles—2:02 $\frac{1}{2}$ , Broomstick, 3yrs., 104lbs., Brighton Beach, July 9, 1904.
- 1 mile and 500 yds.—2:10 $\frac{1}{2}$ , Bend Or, 4yrs., 115lbs., Saratoga, July 25, 1892.
- 1-5-16 miles—2:10 $\frac{3}{4}$ , Ironsides, 3yrs., 107lbs., Belmont Park, Oct. 8, 1906, and Bedouin, 111lbs., Belmont Park, Oct. 2, 1905.
- 1 $\frac{1}{8}$  miles—2:17 $\frac{1}{2}$ , Irish Lad, 4yrs., 126lbs., Sheepshead Bay, June 25, 1904.
- $\frac{1}{2}$  miles—2:30 $\frac{1}{4}$ , Goodrich, 3yrs., 102 lbs., Washington Park, July 16, 1898.
- $\frac{1}{4}$  miles—2:45 $\frac{1}{2}$ , Africander, 3yrs., 126lbs., Sheepshead Bay, July 7, 1903.
- $\frac{1}{4}$  miles—2:57, Major Daingerfield, 4yrs., 120 lbs., Morris Park, Oct. 3, 1903.
- $\frac{1}{4}$  miles—3:19, Julius Caesar, 5yrs., 108lbs., New Orleans, Feb. 27, 1900.
- 2 miles—3:26 $\frac{1}{2}$ , Judge Denny, 5yrs., 105lbs., Oakland, Cal., Feb. 12, 1898.
- $\frac{2}{4}$  miles—3:42, Joe Murphy, 4yrs., 99lbs., Harlem, Aug. 30, 1894.
- $\frac{2}{4}$  miles—3:49, Ethelbert, 4yrs., 124lbs., Brighton Beach, Aug. 4, 1900.
- $\frac{2}{4}$  miles—4:24 $\frac{1}{2}$ , Kyrat, 3yrs., 88lbs., Newport, Ky., Nov. 8, 1899.
- $\frac{2}{8}$  miles—4:58 $\frac{1}{2}$ , Ten Broeck, 4yrs., 110lbs., Lexington, Ky., Sept. 16, 1876.
- $\frac{2}{8}$  miles—4:58 $\frac{3}{4}$ , Hubbard, 4yrs., 107lbs., Saratoga, Aug. 9, 1873.
- 3 miles—5:23 $\frac{1}{4}$ , Quiver, 4yrs., 123lbs., and Wallace, 3yrs., 112lbs., a dead heat at Flemington, Australia, March 5, 1896.
- 4 miles—7:11, Lucretia Borgia, 4yrs., 85lbs., against time, Oakland, Cal., May 20, 1897; 7:16 $\frac{1}{2}$ , The Bachelor, 6yrs., 113lbs., Oakland, Cal., Feb. 22, 1899.
- 10 miles—26:18, Mr. Brown, 6yrs., 160lbs., Rancocas, N. J., March 2, 1880.

## HEAT RACING.

- $\frac{1}{4}$  mile—:21 $\frac{1}{2}$ , :22 $\frac{1}{4}$ , Sleepy Dick, aged, Kiowa, Kas., Nov. 24, 1888.
- $\frac{1}{2}$  mile—:47 $\frac{1}{2}$ , :47 $\frac{1}{2}$ , Quirt, 3yrs., 122lbs., Vallejo, Cal., Oct. 5, 1894; :48, :48, :48, Eclipse, Jr., 4yrs., Dallas, Tex., Nov. 1, 1890.
- $\frac{5}{8}$  mile—1:00, 1:00, Kittle Pease, 4yrs., Dallas, Tex., Nov. 2, 1887.
- $\frac{5}{4}$  furlongs—1:09, 1:08 $\frac{1}{4}$ , 1:09, Dock Wick, 4 yrs., 100lbs., St. Paul, Minn., Aug. 5, 1891.
- $\frac{3}{4}$  mile—1:10 $\frac{1}{2}$ , 1:12 $\frac{3}{4}$ , Tom Hayes, 4yrs., 107 lbs., Morris Park, straight course, June 17, 1892; 1:13 $\frac{1}{4}$ , 1:13 $\frac{1}{4}$ , Lizzie S., 5yrs., 118lbs., Louisville, Ky., Sept. 23, 1883.
- 1 mile—1:41 $\frac{1}{2}$ , 1:41, Guido, 4yrs., 117lbs., Washington Park, July 11, 1891; 1:43, 1:44, 1:47 $\frac{1}{2}$ , L'Argentine, 6yrs., 115lbs., St. Louis, Mo., June, 1879.
- 1-1-16 miles—1:50 $\frac{1}{2}$ , 1:48, Slipalong, 5yrs., 115 lbs., Washington Park, Sept. 25, 1885.
- $\frac{1}{4}$  miles—1:56, 1:54 $\frac{1}{2}$ , What-er-Lou, 5yrs., 119lbs., San Francisco, Feb. 18, 1899.
- $\frac{1}{4}$  miles—2:10, 2:14, Glenmore, 5yrs., 144lbs., Sheepshead Bay, Sept. 25, 1880.
- $\frac{1}{2}$  miles—2:41 $\frac{1}{2}$ , 2:41, Patsy Duffy, aged, 115 lbs., Sacramento, Cal., Sept. 17, 1884.
- 2 miles—3:33, 3:31 $\frac{1}{2}$ , Miss Woodford, 4yrs., 107 $\frac{1}{2}$ lbs., Sheepshead Bay, Sept. 20, 1884.
- 3 miles—5:27 $\frac{1}{2}$ , 5:29 $\frac{1}{2}$ , Norfolk, 4yrs., 100lbs., Sacramento, Cal., Sept. 23, 1865.
- 4 miles—7:23 $\frac{1}{2}$ , 7:41, Perida, 4 yrs., 105lbs., Sheepshead Bay, Sept. 18, 1880.

## OVER HURDLES.

- 1 mile, 4 hurdles—1:49, Bob Thomas, 5yrs., 140lbs., Chicago, Ill., Aug. 13, 1890.
- Mile heats, 4 hurdles—1:50 $\frac{1}{4}$ , 1:50 $\frac{1}{4}$ , Joe Rhodes, 5yrs., 140lbs., St. Louis, Mo., June 4, 1878.
- $\frac{1}{4}$  miles, 5 hurdles—2:02 $\frac{1}{2}$ , Winslow, 4yrs., 138lbs., Chicago, Ill., Aug. 29, 1888.

1¼ mnes, 5 hurdles—2:16, Jim McGowan, 4 yrs., 127lbs., Brighton Beach, Coney Island, Nov. 9, 1882.  
 1¾ miles, 5 hurdles—2:35, Guy, aged, 155lbs., Latonia, Ky., Oct. 8, 1885.  
 1½ miles, 6 hurdles—2:46¾, Ludovic, 102lbs., San Francisco, Nov. 14, 1894; 2:47, Kitty Clark, 3yrs., 130lbs., Brighton Beach, Coney Island, Aug. 23, 1881, and Speculation, 6 yrs., 125lbs., same course, July 19, 1881.  
 1¾ miles, 7 hurdles—3:16, Turfman, 5yrs., 140 lbs., Saratoga, N. Y., Aug. 7, 1882.  
 1¾ miles, 7 hurdles—3:17, Kitty Clark, 4yrs., 142lbs., Monmouth Park, N. J., July 12, 1882.  
 2 miles, 8 hurdles—3:47½, Tom Leathers, aged, 117lbs., New Orleans, La., April 16, 1875.  
 Steeplechase, full course—4:15, Disturbance, aged, 155lbs., Jerome Park, 1883; 4:21, Jim McGowan, 5yrs., 160lbs., Jerome Park, 1883.

## LONG-DISTANCE RIDING.

10 miles—20:02, Miss Belle Cook, 5 horses, changing five times, Minneapolis, Minn., Sept. 10, 1882.  
 20 miles—40:59, Little Cricket, changing horses at will, Minneapolis, Minn., Sept. 7, 1882.  
 50 miles—1:50:03½, Carl Pugh, ten horses, changing at will, match race, San Bernardino, Cal., July 7, 1883. Woman: 2:27, Miss Nellie Burke, Galveston, Tex., Feb. 24, 1884.  
 60 miles—2:33:00, George Osbaldiston, 11 horses, Newmarket, England, Nov. 5, 1831.  
 100 miles—4:19:40, George Osbaldiston, 16 horses, as above.

## BEST TROTTING RECORDS.

¾ mile—2:28½, Major Delmar (with wind shield), Empire track, New York, Sept. 25, 1903.  
 ½ mile—5:58¾, Lou Dillon, at Cleveland, Sept. 17, 1904; in race, 1:01, Major Delmar, Memphis, Oct. 23, 1903.  
 1 mile—1:58¾, Lou Dillon, Memphis, Tenn., Oct. 24, 1903. Best mile by gelding, 1:59¾ (with wind shield), Major Delmar, Memphis, Tenn., Oct. 27, 1903; 2:01, Lou Dillon, Memphis, Tenn., Nov. 11, 1904, and 2:01¼, Major Delmar, Memphis, Tenn., Oct. 24, 1904, both without wind shield.  
 1 mile, yearlings—Best mile by a colt (against time), 2:23, Adbell, San Jose, Cal., Sept. 28, 1894; race record, 2:26, Adbell, Woodland, Cal., Aug. 27, 1894. Best mile by a filly, 2:23¾, Pansy McGregor, Holton, Kas., Nov. 18, 1893 (race record).  
 1 mile, 2-year-olds—Best mile by a colt (against time), 2:10¾, Arlon, Stockton, Cal., Nov. 10, 1891; race record, 2:13¾, Jupe, Readville, Mass., Sept. 29, 1896. Best mile by a filly, 2:14, Janie T., Lexington, Ky., Oct. 15, 1897 (race record). Best mile by a gelding, 2:14¾, Endow, Lexington, Ky., Oct. 14, 1899 (race record).  
 1 mile, 3-year-olds—Best mile by a colt (against time), 2:10¾, Arlon, Nashville, Tenn., Nov. 12, 1892; race record, 2:11¼, Directum, Nashville, Tenn., Oct. 18, 1892, and Cresceus, Fort Wayne, Ind., Aug. 11, 1897. Best mile by a filly, 2:08¾, Fantasy, Nashville, Tenn., Oct. 17, 1893, and Grace Bond, Lexington, Ky., Oct. 4, 1904. Best mile by a gelding, 2:12, Who Is It, Santa Rosa, Cal., Aug. 20, 1898 (race record).  
 1 mile, 4-year-olds—Best mile by a colt, 2:05¼, Directum, Nashville, Tenn., Oct. 18, 1893 (race record). Best mile by a filly (against time), 2:06, Fantasy, Terre Haute,

Ind., Sept. 13, 1894; race record, 2:06¾, Beuzetta, Buffalo, N. Y., Aug. 9, 1895. Best mile by a gelding, 2:08, John Nolan, Louisville, Ky., Sept. 28, 1898 (race record), and Boralm, Lexington, Ky., Oct. 4, 1900 (race record).

1 mile, 5-year-olds—Best mile by a colt, 2:06¾, Ralph Wilkes, Nashville, Tenn., Oct. 19, 1894, and Blngen, Louisville, Ky., Sept. 26, 1898 (latter a race record). Best mile by a mare, 1:58½, Lou Dillon, as above, and Beuzetta, Lexington, Ky., Oct. 16, 1896 (race record). Best mile by a gelding, 2:07, Lord Derby, New York, Sept. 10, 1900.  
 1 mile, fastest two-heat race—2:07½, 2:06¾, Cresceus, Cleveland, O., July 28, 1900.  
 1 mile, fastest three consecutive heats—By a mare, in a race, 2:06, 2:06¾, 2:05¾, Alix, Terre Haute, Ind., Aug. 17, 1894; by a stallion, in a race, 2:07¼, 2:06, 2:06, Cresceus, Cleveland, O., Aug. 1, 1900; Tommy Britton, Columbus, O., Aug. 4, 1899; by gelding, in a race, 2:06¾, 2:06¾, 2:06¾, W. J. Lewis, Columbus, O., Sept. 22, 1906.  
 1 mile, fastest four-heat race—2:09, 2:08¾, 2:07¾, 2:08, Fantasy, Readville, Mass., Aug. 27-28, 1896 (Kentucky Union won third heat).  
 1 mile, fastest five-heat race—2:05¾, 2:04½, 2:05, 2:08½, 2:09, Sweet Marie, Lexington, Ky., Oct. 6, 1904 (Tiverton won the first and second heats). By 3-year-olds, 2:09¼, 2:09¼, 2:11¼, 2:13, 2:09¾, Grace Bond, Memphis, Tenn., Oct. 4 (Alta Axworthy won the third and fourth heats).  
 1 mile, fastest six-heat race—2:09¼, 2:09¾, 2:07½, 2:08, 2:09, 2:09¾, Ozanam, Lexington, Oct. 9, 1902 (Major Delmar won the first and Prince of Orange the third and fourth heats).  
 1 mile, over half-mile track—By a mare, 2:11¼, Magnolia, McKee's Rocks, Pa., Oct. 19, 1894; by a stallion, 2:08, Cresceus, Omaha, Neb., Sept. 19, 1903; by a gelding, 2:08½, George G., Lima, O., Oct. 2.  
 1½ miles—2:22½, Major Delmar, Memphis, Oct. 23, 1902.  
 2 miles—4:17, Cresceus, Memphis, Oct. 31, 1902; race record, 4:36½, Nightingale, Buffalo, N. Y., Aug. 9, 1894. On half-mile track, 4:46, Masconoma, Lewiston, Me., Sept. 7, 1906.  
 3 miles—6:55½, Nightingale, Nashville, Tenn., Oct. 20, 1893; race record, 7:19½, Bishop Hero, Oakland, Cal., Oct. 7, 1893.  
 4 miles—10:12, Senator L., San Jose, Cal., Nov. 1, 1894; race record, 11:05, Lady Dooly, San Francisco, Cal., July 1, 1869.  
 5 miles—12:30¾, Bishop Hero, Oakland, Cal., Oct. 14, 1893 (race record).  
 6 miles—16:08, against time, Long Time, Denver, Col., May 31, 1893.  
 10 miles—26:15, Pascal, New York city, Nov. 2, 1893; race record, 27:23¼, Controller, San Francisco, Cal., Nov. 23, 1878.  
 20 miles—58:25, Capt. Macgowan, Boston, Mass., Oct. 2, 1865.  
 50 miles—3:52:00, Ginger, Bath Road, England, July 10, 1887; America, 3:55:40½, Ariel, Albany, N. Y., May 5, 1846.  
 100 miles—8:55:53, Conqueror, Long Island, Nov. 12, 1853.

## TROTTING TO WAGON.

1 mile—2:00, Lou Dillon, Memphis, Tenn., Oct. 23, 1903; two successive heats, 2:05¼ and 2:04¾, Major Delmar, Cleveland, O., Oct. 7, 1905.

- 2 miles—4:56 $\frac{1}{4}$ , Dexter, Long Island, Oct. 4, 1865 (race record).  
 3 miles—7:53 $\frac{1}{2}$ , Prince, Union course, Long Island, Sept. 15, 1857 (race record).  
 5 miles—13:16, Fillmore, San Francisco, April 18, 1863 (race record).  
 10 miles—29:04 $\frac{1}{2}$ , Julia Aldrich, San Francisco, Cal., April 20, 1878 (race record).  
 20 miles—58:57, Controller, San Francisco, April 20, 1878.  
 50 miles—3:58:08, Spangle, Union course, Long Island, Oct. 15, 1855.

## TROTTING TO HIGH SULKY.

- 1 mile—2:05, Lou Dillon, Cleveland, O., Sept. 11, 1903; 2:07, Major Delmar, Memphis, Tenn., Oct. 26, 1904 (nonball-bearing sulky); 2:08 $\frac{3}{4}$ , Maud S., Glenville, 1885.

## TEAMS TO POLE.

- 1 mile—2:07 $\frac{1}{4}$ , The Monk and Equity, Memphis, Tenn., Oct. 21, 1904.

## BEST PACING RECORDS.

- $\frac{1}{4}$  mile—:27 $\frac{1}{2}$ , Dan Patch, Memphis, Tenn., Oct. 27, 1903; :28, Star Pointer, Sept. 28, 1897 (against time, accompanied by a running horse).

- $\frac{1}{2}$  mile—:56, Dan Patch, Memphis, Tenn., Oct. 27, 1903 (against time); :57 $\frac{1}{4}$ , Star Pointer, Philadelphia, Pa., Sept. 17, 1898 (against time, accompanied by a running horse).

- $\frac{3}{4}$  mile—1:26 $\frac{1}{4}$ , Prince Alert (with wind shield), Empire track, New York, Sept. 23, 1903.

- 1 mile—1:55, Dan Patch, St. Paul, Sept. 8, 1906 (with dust shield, a runner in front and one at side); 1:55 $\frac{1}{4}$ , Dan Patch, Lexington, Ky., Oct. 7, 1905 (with wind shield and runner at side); 1:58, Dan Patch, Memphis, Tenn., Nov. 11, 1905 (without wind shield); 1:59 $\frac{1}{4}$ , Audubon Boy, Readville, Mass., Sept. 22, 1905 (exhibition race; runner left at start); 2:00 $\frac{3}{4}$ , The Broncho, Galesburg, Aug. 25, 1906 (without wind shield or pacemaker); fastest in competition, 2:01 $\frac{3}{4}$ , Ecstatle, Readville, Mass., Aug. 31, 1906. Best mile by a mare, 2:00 $\frac{1}{4}$ , Dariel, Memphis, Tenn., Oct. 24, 1903. Best mile by a mare in a race, 2:02 $\frac{3}{4}$ , The Broncho, Cleveland, O., Aug. 3, 1906.

- 1 mile, yearlings—Best mile by a colt against time, 2:22, Rosedale, Stockton, Cal., Nov. 14, 1893; race record, 2:33 $\frac{1}{4}$ , Ambulator, Sturgis, Mich., Sept. 28, 1893. Best mile by a filly against time, 2:20 $\frac{3}{4}$ , Belle Acton, Lyons, Neb., Oct. 14, 1892; race record, 2:30 $\frac{1}{4}$ , Belle Acton, Topeka, Kas., Sept. 14, 1892. Best mile by a gelding, 2:28 $\frac{1}{2}$ , Rollo, Independence, Iowa, Oct. 27, 1891.

- 1 mile, 2-year-olds—Best mile by a colt against time, 2:07 $\frac{3}{4}$ , Directly, Galesburg, Ill., Sept. 20, 1894; race record, 2:11, Symboler, Dallas, Tex., Nov. 3, 1894. Best mile by a filly, 2:10 $\frac{1}{2}$ , Ecstasy, Lexington, Ky., Oct. 15, 1898 (race record regardless of sex).

- 1 mile, 3-year-olds—Best mile by a colt, 2:05 $\frac{1}{2}$ , Klatawah, Louisville, Ky., Sept. 28, 1898 (race record regardless of sex). Best mile by a filly, 2:09 $\frac{1}{4}$ , Little Squaw, Dallas, Tex., Oct. 14, 1899. Best mile by a gelding, 2:09 $\frac{1}{4}$ , Agitator, Woodland, Cal., Aug. 27, 1896, and King of Diamonds, Lexington, Ky., Oct. 17, 1896.

- 1 mile, 4-year-olds—Best mile by a colt against time, 2:04, Online, Sioux City, Oct. 12, 1894; race record, 2:04 $\frac{1}{2}$ , Searchlight,

Dubuque, Iowa, Aug. 23, 1898; Be Sure, Terre Haute, Ind., Aug. 9, 1895, and Ananias, Terre Haute, Ind., Sept. 29, 1897.

- Best mile by a filly, 2:05 $\frac{3}{4}$ , The Maid, Columbus, O., Aug. 2, 1899 (race record). Best mile by a gelding, kite-shaped track, W. Wood, Stockton, Cal., Nov. 1, 1892; race record, 2:07 $\frac{1}{4}$ , Palmyra Boy, Indianapolis, Ind., Sept. 14, 1897, and King of Diamonds, St. Joseph, Mo., Aug. 28, 1897.

- 1 mile, 5-year-olds—Best mile by a stallion, 2:03 $\frac{1}{4}$ , Searchlight, Columbus, O., Aug. 2, 1899 (race record). Best mile by a mare, 2:05 $\frac{3}{4}$ , Bessie Bonehill, Terre Haute, Ind., Sept. 29, 1897 (race record). Best mile by a gelding, 2:02 $\frac{3}{4}$ , Caney, Cleveland, O., July 24, 1900 (race record).

- 1 mile, fastest two-heat race—2:03 $\frac{1}{2}$ , 2:02 $\frac{1}{2}$ , Joe Patchen, Wichita, Kas., Sept. 27, 1899. By a mare, 2:03, 2:03 $\frac{1}{4}$ , The Broncho, Cleveland, O., Aug. 3, 1906.

- 1 mile, fastest three-heat race—2:00 $\frac{3}{4}$ , 2:02 $\frac{1}{4}$ , 2:03 $\frac{1}{2}$ , Bolivar, Readville, Mass., Aug. 25, 1906; fastest three consecutive heats, 2:03, 2:03 $\frac{1}{4}$ , 2:02 $\frac{3}{4}$ , The Broncho, Cleveland, O., Aug. 3, 1906; 2:02 $\frac{1}{2}$ , 2:03 $\frac{1}{2}$ , 2:03 $\frac{1}{4}$ , Star Pointer, Boston, Mass., Sept. 18, 1896.

- 1 mile, fastest four-heat race—2:03 $\frac{1}{4}$ , 2:04 $\frac{1}{2}$ , 2:04 $\frac{1}{2}$ , 2:02 $\frac{3}{4}$ , Robert J., Columbus, O., Aug. 6, 1896 (Frank Agan won first heat).

- 1 mile, fastest five-heat race—2:03 $\frac{1}{4}$ , 2:05, 2:05 $\frac{1}{2}$ , 2:05 $\frac{1}{4}$ , 2:06, Frank Agan, Providence, R. I., Sept. 10, 1896 (Robert J. won first and second heats).

- 1 mile, fastest six-heat race—2:07 $\frac{1}{4}$ , 2:05 $\frac{3}{4}$ , 2:04 $\frac{1}{2}$ , 2:05 $\frac{1}{4}$ , 2:07 $\frac{1}{4}$ , 2:06 $\frac{1}{4}$ , Planet, Columbus, O., Aug. 7, 1897 (Allene won first and Frank Bogash second and third heats); 2:04 $\frac{1}{2}$ , 2:04 $\frac{3}{4}$ , 2:05 $\frac{3}{4}$ , 2:05 $\frac{1}{2}$ , 2:07, 2:08 $\frac{3}{4}$ , Anaconda, Terre Haute, Ind., Sept. 21, 1898 (Bumps won first and second and Directly third heats).

- 1 mile, half-mile track—2:04 $\frac{1}{4}$ , Joe Patchen, Boston, Mass., Oct. 28, 1896; race record, 2:04 $\frac{3}{4}$ , Joe Patchen, Lima, O., July 4, 1900, and Prince Alert, Allentown, Pa., Sept. 25, 1901.

- 2 miles—4:19 $\frac{1}{4}$ , Chehalis, Salem, Ore., Oct. 7, 1897; by a stallion, 2:24 $\frac{1}{4}$ , Nervolo, Memphis, Oct. 29, 1902.

- 3 miles—7:33 $\frac{1}{4}$ , Joe Jefferson, Knoxville, Iowa, Nov. 6, 1891; race record, 7:44, James K. Polk, Centerville, L. I., Sept. 13, 1847.

- 4 miles—10:10, Joe Jefferson, Knoxville, Iowa, Nov. 13, 1891; race record, 19:34 $\frac{1}{2}$ , Longfellow, San Francisco, Cal., Dec. 31, 1869.

- 5 miles—12:54 $\frac{1}{4}$ , Lady St. Clair, San Jose, Cal., Dec. 11, 1874 (race record and to wagon).

## PACING TO WAGON.

- 1 mile—1:57 $\frac{1}{4}$ , Dan Patch, Memphis, Tenn., Oct. 27, 1903; best three heats in race, 2:06 $\frac{1}{4}$ , 2:04 $\frac{1}{2}$ , 2:06 $\frac{1}{4}$ , Angus Pointer, Memphis, Tenn., Oct. 20, 1904 (Baron Grattan won first heat).

- 3 miles—7:53, Longfellow, Sacramento, Cal., Sept. 21, 1868.

- 5 miles—12:54 $\frac{1}{4}$ , Lady St. Clair, as above.

## TEAMS TO POLE.

- $\frac{1}{4}$  mile—:29 $\frac{3}{4}$ , Hontas Croke and Prince Direct, Cleveland, O., July 22, 1905.

- $\frac{1}{2}$  mile—1:00 $\frac{3}{4}$ , Prince Direct and Morning Star, Memphis, Tenn., Oct. 21, 1904.

- 1 mile—2:05 $\frac{1}{2}$ , Prince Direct and Morning Star, Memphis, Tenn., Oct. 21, 1904.

## ONE-MILE TROTTING RECORDS.

Made since 1806.

Horse.	Time.	Month.	Year.
Yankee	2:59	June	.....1806
Boston Horse	2:48½	August	.....1810
Trouble	2:43½		.....1826
Edwin Forest	2:31½	May 9	.....1834
Lady Suffolk	2:29½	Oct. 13	.....1845
Peiham	2:28	July 2	.....1849
Highland Maid	2:27	June 15	.....1853
Flora Temple	2:24½	Sept. 2	.....1856
Flora Temple	2:22	Aug. 9	.....1859
Flora Temple	2:21½	Oct. 7	.....1859
Flora Temple	2:19¾	Oct. 15	.....1859
Dexter	2:19	July 30	.....1867
Dexter	2:17¾	Aug. 14	.....1867
Goldsmith Maid	2:17	Sept. 6	.....1871
Goldsmith Maid	2:16¾	June 9	.....1872
Goldsmith Maid	2:16	July 16	.....1874
Goldsmith Maid	2:15½	Aug. 7	.....1874
Goldsmith Maid	2:14¾	Aug. 12	.....1874
Goldsmith Maid	2:14	Sept. 2	.....1874
Rarus	2:13¾	Aug. 5	.....1878
St. Julien	2:12¾	Oct. 25	.....1879
Maud S.	2:11¾	Aug. 12	.....1880
St. Julien	2:11¼	Aug. 27	.....1880
Maud S.	2:10¾	Sept. 18	.....1880
Maud S.	2:10½	July 13	.....1881
Maud S.	2:10¼	Aug. 11	.....1881
Jay Eye See	2:10	Aug. 1	.....1884
Maud S.	2:09¾	Aug. 2	.....1884
Maud S.	2:09¼	Nov. 11	.....1884
Maud S.	2:08¾	July 30	.....1885
Snool	2:08¼	Oct. 20	.....1891
Nancy Hanks	2:07¼	Aug. 17	.....1892
Nancy Hanks	2:05¾	Aug. 32	.....1892
Nancy Hanks	2:04	Sept. 28	.....1892
Allx	2:03¾	Sept. 19	.....1894
The Abbot	2:03¼	Sept. 25	.....1900
Creseus	2:02¾	July 26	.....1901
Creseus	2:02¼	Aug. 2	.....1901
Lou Dillon	2:00	Aug. 24	.....1903
Major Delmar	2:00	Sept. 25	.....1903
*Creseus	1:59¾	Oct. 19	.....1903
Lou Dillon	1:58½	Oct. 24	.....1903

\*Not allowed.

## ONE-MILE PACING RECORDS.

Made since 1839.

Drover	2:28	Oct. 3	.....1839
Fannie Ellsler	2:27½	Aug. 2	.....1844
Unknown	2:23	Aug. 2	.....1844
Pet	2:21¼	Aug. 4	.....1851
Pet	2:18½	Sept. 9	.....1852
Pocahontas	2:17½	June 21	.....1855
Yankee Sam	2:16½	Oct. 21	.....1869
Sweetzer	2:16	Oct. 3	.....1877
Sleepy George	2:15	Aug. 7	.....1878
Sleepy Tom	2:14½	July 16	.....1879
Sleepy Tom	2:12¾	July 25	.....1879
Little Brown Jug	2:11½	Aug. 24	.....1881
Johnston	2:10	Oct. 9	.....1883
Direct	2:06	Sept. 4	.....1891

## SWIMMING.

At Nottingham, England, July 12, 1906, the 100-yard swimming match for the championship of the world was won by C. M. Daniels of New York, who made the distance in :58½, lowering the record by ⅓ of a second. Cecil Healy of Australia was second.

At Travers Island, N. Y., Aug. 25, 1906, C. M. Daniels broke the American record for 440 yards by making the distance in 5:05½.

The American Athletic union championship swimming matches took place in New York, Feb. 21, 22 and 23, 1906. The winners in the principal events were as follows:

Horse.	Time.	Month.	Year.
Hal Pointer	2:05¼	Sept. 22	.....1892
Mascot	2:04	Sept. 29	.....1892
Robert J.	2:03¾	Aug. 31	.....1894
Robert J.	2:02½	Sept. 6	.....1894
Robert J.	2:01½	Sept. 14	.....1894
John R. Gentry	2:00½	Sept. 24	.....1896
Star Pointer	1:59¼	Aug. 28	.....1897
Dan Patch	1:59	Aug. 19	.....1903
Prince Alert	1:57	Sept. 23	.....1903
Dan Patch	1:56¼	Oct. 22	.....1903
Dan Patch	1:56	Oct. 26	.....1904
Dan Patch	1:55¾	Oct. 7	.....1905
Dan Patch	1:55	Sept. 8	.....1906

## RECORDS LOWERED OR TIED IN 1906.

May 17—6½ furlongs, running, 1:18, Mandarlin, Belmont Park, New York.

June 18—7½ furlongs, running, 1:32, Wellbourne, Belmont Park, New York.

Aug. 2—2 miles, trotting, half-mile track, 4:59, E. Bryan, Philadelphia, Pa.

Aug. 3—1 mile, pacing, fastest by mare, 2:02¾, The Broncho, Cleveland, O.; fastest two consecutive heats by mare in a race, 2:03, 2:03¼, same horse and place; fastest three consecutive heats by any pacer, 2:03, 2:03¼, 2:02¾, same horse and place.

Aug. 9—7 furlongs, running, 1:24¾, Sir Lynnwood, Saratoga, N. Y.

Aug. 16—1 mile, trotting, fastest second heat in a race by a mare, 2:04½, Sweet Marie, Poughkeepsie, N. Y.

Aug. 25—1 mile, pacing, without wind shield or pacemaker, 2:00¾, The Broncho, Galesburg, Ill.

Aug. 25—1 mile, pacing, three-heat race, 2:00¾, 2:02¼, 2:03½, Bolivar, Readville, Mass. (World's record for fastest mile in race and fastest three-heat race.)

Aug. 31—1 mile, pacing, competition, 2:01¾; 2:02¾, Ecstatic, Readville, Mass.

Sept. 7—2 miles, trotting, half-mile track, 4:46, Masconoma, Lewiston, Me.

Sept. 8—1 mile, pacing, with dust shield and two pacemakers, 1:55, Dan Patch, St. Paul, Minn.

Sept. 22—1 mile, trotting, fastest three-heat race by gelding, 2:06¼, 2:06¼, 2:06¼, W. J. Lewis, Columbus, O.

Oct. 2—1 mile, trotting, on half-mile track, fastest by gelding, 2:08½, George G., Lima, O.

Oct. 8—1 5-16 miles, running, 2:10%, Ironsides, Belmont Park, New York.

Oct. 15—6½ furlongs, running, 1:18½, Oxford, Belmont Park, New York.

Oct. 16—7 furlongs, running, 1:22, Roseben, Belmont Park, New York.

Oct. 17—6½ furlongs, running, 1:17½, Voorhees, 2yrs., 96lbs., Belmont Park.

Oct. 19—6½ furlongs, running, 1:16½, Lady Vera, 2yrs., 90lbs., Belmont Park.

100 yards—C. M. Daniels; time, :58.

150 yards, back stroke—Charles Ruberli; time, 2:05¾.

1 mile—J. W. Spencer; time, 28:17½.

200 yards, breast stroke—A. M. Goersling; time, 2:52¾.

220 yards—C. M. Daniels; time, 2:33¾.

440 yards—C. M. Daniels; time 5:20¾.

In the course of the tournament Daniels broke the world's record for 60 yards by making the distance in :31½. He also established a new American record for 50 yards of :25¾.

## AMATEUR ATHLETIC RECORDS.

## CENTRAL WEST.

[Compiled by C. O. Du Flessis, official handicapper Central association of the A. A. U.]

- 35-yard run—.04.\* Clyde A. Blair, University of Chicago gymnasium, Feb. 22, 1902, and May 8, 1902; also University of Wisconsin gymnasium, Madison, Wis., March 16, 1902; also W. Hogenson, University of Chicago, and Frank Waller, University of Wisconsin, at University of Wisconsin gymnasium, Madison, Wis., March 18, 1905.
- 40-yard run—.04%.\* C. Bell and E. G. English, Notre Dame, Ind., March 9, 1901; William Borden, 1st regiment armory, Chicago, March 30, 1901; Clyde A. Blair, 1st regiment armory, Chicago, Feb. 6, 1902; Walter Eckersall, at 1st regiment armory, Chicago, Feb. 28, 1903; Archie Hahn, at Ann Arbor, Mich., May 15, 1902; also E. D. Staples, Notre Dame, Ind., at Notre Dame University gymnasium, March 15, 1902.
- 45-yard run—.05%, Clyde Blair and Victor Rice, at University of Chicago gymnasium, Feb. 13, 1904.
- 50-yard run—.05%.\* C. Bell, Coliseum, St. Louis, Mo., March 8, 1902; Walter Eckersall, Cincinnati, O., Feb. 26, 1903; Victor Rice, at University of Chicago gymnasium, Feb. 20, 1904.
- 75-yard run—.07%, Archie Hahn, Milwaukee A. C., at Milwaukee Exposition building, March 11, 1905, in trial and final heats.
- 100 yards—.09%, J. H. Rush, C. A. A., Parkside field, Chicago, June 18, 1898; C. W. Stage, Cleveland A. C., at Cleveland, O., Sept. 2, 1893; J. V. Crum, Chicago A. A., at Chicago, June 15, 1895.
- 150 yards—.17, C. S. Borden, Tattersall's, Chicago, March 5, 1893.
- 220-yard run—.21%, G. C. Poage, University of Illinois field, straightaway path, Champaign, Ill., May 16, 1902.
- 300-yard run—.33%, Harry H. Bascom, Chicago Hyde Park high school, Tattersall's, Chicago, March 5, 1898.
- 440-yard run—.45%, G. C. Poage, University of Illinois field, third of a mile path, Champaign, Ill., May 16, 1902; .49%, Ed Merrill, Marshall field, quarter of a mile path, Chicago, Ill., June 1, 1901.
- 600-yard run—1:15%, G. C. Holland, Coliseum, 63d street, Chicago, May 12, 1897.
- 880-yard run—1:57, J. D. Lightbody, University of Chicago, at Ann Arbor, Mich., May 20, 1905.
- 1,000-yard run—2:36, C. McCully, University of Illinois, Champaign, Dec. 14, 1902.
- 1-mile run—4:25, J. D. Lightbody, University of Chicago, at Marshall field, Chicago, June 3, 1905.
- 2-mile run—9:50, F. A. Rowe, University of Michigan, at Marshall field, Chicago, June 3, 1905.
- 5-mile run—27:52, Orville Page, Lewis institute, at Chicago Coliseum, March 28, 1906, on a pine board banked track, 10 laps to a mile.
- 1-mile walk—6:46%, W. B. Fetterman, Parkside field, Chicago, June 23, 1898; 7:00, J. Bredstein, Ravenswood field, Chicago, June 23, 1900.
- 40-yard hurdle race, 3 hurdles, 3 ft. 6 in. high—.05%, Fred G. Moloney, University of Chicago, at University of Chicago old gymnasium, Feb. 15, 1902.
- 45-yard hurdle race, 4 hurdles, 2 ft. 6 in.—.06%, Walter Steffen, at University of Chicago gymnasium, Feb. 27, 1904.
- 50-yard hurdle race, 3 hurdles, 3 ft. 6 in.—.06%, Mark Catlin, University of Chicago, at Bartlet gymnasium, March 4, 1905, on rubber mat; L. C. Bailey, Chicago Y. M. C. A., Cincinnati, O., March 10, 1906.
- 50-yard low hurdle race, 3 hurdles, 2 ft. 6 in. high—.06%, Walter Steffens, University of Chicago, at Bartlet gymnasium, Feb. 10, 1906, on rubber mat.
- 60-yard high-hurdle race, 4 hurdles, 2 ft. 6 in. high—.07, Mark Catlin, University of Chicago, at Chicago Coliseum, March 28, 1905; W. A. Draper, Chicago A. A., at Chicago Coliseum, March 28, 1905; Walter Steffens, First Regiment A. A., at Chicago Coliseum, March 28, 1905; Frank Waller, University of Wisconsin, at Chicago Coliseum, March 28, 1906.
- 60-yard high-hurdle race, 4 hurdles, 2 ft. 6 in.—.08, Walter Steffens, First Regiment A. A., at Chicago Coliseum, March 28, 1905.
- 75-yard hurdle race, 3 hurdles, 2 ft. 6 in. high—.08%.\* Fred G. Moloney, Exposition building, Milwaukee, March 1, 1902.
- 75-yard hurdle race, 6 hurdles, 3 ft. 6 in. high—.09%.\* F. W. Schule, Milwaukee A. C., at Milwaukee Exposition building, March 5, 1904.
- 120-yard hurdle race, 10 hurdles, 3 ft. 6 in. high—.15%.\* A. C. Kraenzlein, Parkside field, Chicago, June 18, 1898; .15%, Fred G. Moloney, Marshall field, Chicago, May 31, 1902.
- 220-yard hurdle race, 10 hurdles, 2 ft. 6 in. high—.24%, Fred G. Moloney, University of Illinois field, Champaign, straightaway course, May 5, 1902; .25, M. Bockman, Marshall field, Chicago, around half circle at start, June 1, 1901.
- 300-yard hurdle race, 10 hurdles, 2 ft. 6 in. high—.36%.\* A. C. Kraenzlein, Coliseum, 63d street, Chicago, May 12, 1897.
- Pole vault for height—12 ft. 4 1/2 in.,\* Leroy Samse, University of Indiana, at conference meet, Evanston, Ill., June 2, 1906.
- Running high jump—6 ft. 1/4 in., I. K. Baxter, Parkside field, Chicago, June 18, 1898; J. Fuhrer, at Madison, Wis., May 21, 1904; 5 ft. 11 1/4 in., Otto Kaecke, First Regiment A. A., Milwaukee, March 7, 1903.
- Standing high jump—5 ft. 3/4 in., Raymond C. Ewry, Lafayette, Ind., May 29, 1896.
- Running broad jump—23 ft. 7 in., Mayer Prinstejn, Parkside field, Chicago, June 23, 1898; 23 ft. 6 1/2 in., E. A. Reber, Detroit A. C. field, Detroit, July 8, 1891.
- Standing broad jump—11 ft., Roy Ewry, Coliseum, 63d street, Chicago, May 12, 1897.
- Putting 12-lb. shot, 7-ft. circle—56 ft. 2 1/4 in.,\* Ralph Rose, Ann Arbor, March 19, 1904.
- Putting 16-lb. shot, 7-ft. circle—48 ft. 7 in.,\* Ralph Rose, at Chicago, May 21, 1904.
- Throwing 12-lb. hammer, 4-ft. handle over all, 7-ft. circle—185 ft. 5 1/4 in., Lee Taibott, manual training high school, Kansas City, Mo., at Marshall field, Chicago, June 9, 1906.
- Throwing 16-lb. hammer, 4-ft. handle over all, 7-ft. circle—163 ft., A. Plaw, Ravenswood field, Chicago, June 23, 1900; with one hand, 159 ft. 11 in., E. E. Parry, University of Chicago, at Marshall field, Chicago, June 30, 1906.
- Throwing 56-lb. weight, 7-ft. circle—32 ft.



2 $\frac{3}{4}$  in., J. S. Mitchell, New York Athletic club, Milwaukee, Sept. 11, 1903.

Throwing the discus, 4 $\frac{1}{2}$  lbs., throw in 7-ft. circle—140 ft. 2 $\frac{3}{4}$  in., J. C. Garrels, University of Michigan, at Marshall field, Chicago, June 3, 1905.

$\frac{1}{2}$ -mile relay (4 men)—1:34, Detroit university school, at Ann Arbor, Mich., May 27, 1905.

1-mile relay (4 men)—3:26 $\frac{1}{2}$ , University of Chicago (H. Groman, W. Barker, R. Quigley, C. A. Blair), at Marshall field, June 3, 1905.

\*American amateur records.

INDOOR RECORDS, CENTRAL ASSOCIATION,  
A. A. U.

[Compiled by C. O. Du Plessis, official handicapper Central association.]

35-yard run—.94, Clyde A. Blair, twice at University of Chicago gymnasium, Chicago, Feb. 22, 1902, and same place May 8, 1902; also at University of Wisconsin, Madison, Wis., May 16, 1902 (all on floor); W. Hogenson, University of Chicago, and Frank Waller, University of Wisconsin, twice at Madison, Wis., March 18, 1905.

40-yard run—.04%, C. Bell and E. C. English, at Notre Dame, Ind., March 9, 1901, on turf; William Borden, at 1st regiment armory, Chicago, March 30, 1901, on maple floor; Clyde A. Blair, at 1st regiment armory, Chicago, Feb. 6, 1902; Archie Hahn, at University of Michigan gymnasium, Ann Arbor, Feb. 15, 1902; Walter Eckersall, Hyde Park high school, 1st regiment armory, Chicago, Feb. 28, 1903; E. D. Staples, Notre Dame, at Notre Dame gymnasium, March 15, 1902, on turf.

45-yard run—.05%, Clyde Blair and V. S. Rice, University of Chicago, at Bartlet gymnasium, Chicago, Feb. 13, 1904, on rubber mat.

50-yard run—.05%, \* Walter Eckersall, at Cincinnati, O., Feb. 26, 1903; Victor Rice, at Chicago, Feb. 20, 1904.

60-yard run—.06%, C. L. Parson, University of Wisconsin, at Chicago, Coliseum, March 28, 1906.

75-yard run—.07%, Archie Hahn, Milwaukee A. C., at Milwaukee Exposition building, March 11, 1905, in trial and final heat.

100-yard run—.10, A. B. Potter, at Coliseum, 63d street, Chicago, May 14, 1897, on pine floor, straight course.

150-yard run—.17, C. S. Borden, at Tattersall's, Chicago, March 5, 1898, on floor around half-circle on end.

220-yard run—.23%, P. J. Corcoran, at Notre Dame, Ind., March 9, 1901, on gymnasium turf course, one and one-half laps; also same place and track, E. D. Staple, Notre Dame, March 15, 1902.

300-yard run—.33%, Harry H. Bascom, at Tattersall's, Chicago, March 5, 1898, on floor, around circular ends.

440-yard run—.52, Frank Waller, University of Wisconsin, at Milwaukee Exposition building, March 11, 1905, around two wooden banked turns.

600-yard run—1:15%, G. G. Holland, at Coliseum, 63d street, Chicago, May 12, 1897, on pine floor.

880-yard run—1:59%, Harry Buechler, Chicago Y. M. C. A., at Chicago, Coliseum, March 27, 1906, on pine circular banked track, 10 laps to a mile.

1,000-yard run—2:36, C. McCully, University of Illinois, at Champaign, Dec. 14, 1902, on gymnasium circular banked track.

1-mile run—4:28, Schutt, at Ann Arbor, Mich., May 26, 1904, circular banked track in gymnasium.

2-mile run—9:56 $\frac{1}{2}$ , Fred Hall, University of Chicago, at Madison, Wis., March 14, 1903, gymnasium circular track.

5-mile run—27:52, Orville Page, Lewis Institute, at Chicago, Coliseum, March 28, 1906, on pine circular banked 10 laps to a mile track.

1-mile walk—7:06 $\frac{1}{2}$ , Joseph Bredstein, at Exposition building, Milwaukee, Wis., March 3, 1900, on pine floor, 11 laps.

40-yard hurdle race, 3 hurdles, 3 ft. 6 in. high—.05%, Fred G. Moloney, University of Chicago, at Chicago, university old gymnasium, Feb. 15, 1902.

45-yard hurdle race, 4 hurdles, 2 ft. 6 in.—.06%, Walter Steffens, North Division high school, at University of Chicago gymnasium, Feb. 27, 1904.

50-yard hurdle race, 3 hurdles, 3 ft. 6 in. high—.06%, Mark Catlin, University of Chicago, at Bartlet gymnasium, March 4, 1905; L. C. Bailey, Chicago Y. M. C. A., at Cincinnati, O., March 10, 1906.

50-yard low-hurdle race, 3 hurdles, 2 ft. 6 in. high—.06%, Walter Steffens, University of Chicago, at Bartlet gymnasium, Feb. 10, 1906.

60-yard high-hurdle race, 4 hurdles, 3 ft. 6 in. high—.08, W. W. Taylor, Hyde Park high school, at 7th regiment armory (Tattersall's), April 26, 1906; Walter Steffens, First Regiment A. A., at Chicago, Coliseum, March 28, 1905.

60-yard low-hurdle race, 4 hurdles, 2 ft. 6 in. high—.07, Mark Catlin, University of Chicago, at Chicago, Coliseum, March 28, 1905; Walter Steffens, First Regiment A. A., at Chicago, Coliseum, March 28, 1905; Frank Waller, University of Wisconsin, at Chicago, Coliseum, March 28, 1906.

75-yard high-hurdle race, 6 hurdles, 3 ft. 6 in. high—.09%, W. F. Schule, at Milwaukee Exposition building, March 5, 1904.

75-yard low-hurdle race, 3 hurdles, 2 ft. 6 in. high—.08%, Fred G. Moloney, at Exposition building, Milwaukee, Wis., March 1, 1902, on pine floor.

300-yard hurdle race, 10 hurdles, 2 ft. 6 in. high—.36%, A. Kraenzlein, at Coliseum, 63d street, Chicago, May 12, 1897, on pine floor.

Pole vault for height—11 ft. 5 $\frac{1}{2}$  in., Leroy Sams, University of Indiana, at Cincinnati, O., Jan. 22, 1906.

Standing high jump—5 ft. 3 in., Raymond C. Ewry, at Coliseum, 63d street, Chicago, May 12, 1897.

Running high jump—5 ft. 11 $\frac{1}{2}$  in., Otto Kaecke, First Regiment A. A., at Exposition building, Milwaukee, Wis., March 7, 1903.

Standing broad jump—11 ft., Raymond C. Ewry, Coliseum, 63d street, Chicago, May 13, 1897.

Running broad jump—21 ft. 10 in., C. M. Thompson, at Notre Dame, Ind., March 9, 1901, in gymnasium, on turf.

Putting 12-lb. shot, 7-ft. circle—46 ft. 3 in., Garry Williamson, Morgan Park academy, at Chicago, Coliseum, March 28, 1906.

Putting 16-lb. shot, 7-ft. circle—48 ft. 5 in., Ralph Rose, Chicago A. A., at Milwaukee Exposition building, March 11, 1905.

Throwing discus, 4 $\frac{1}{2}$  lbs., in 7-ft. circle—99 ft. 6 in., J. Mitchell, Coliseum, 63d street, Chicago, May 12, 1897.

1-mile relay (4 men)—3:30%, Chicago Y. M.

C. A. (C. Johnson, Geo. Lundell, Ed Larson, Q. H. Powell), at Milwaukee Exposition building, circular ends banked pine track.

#### HIGH-SCHOOL RECORDS.

Best performances by Cook county athletes in championship contests, 1890-1906. Data compiled by C. O. Du Plessis, handicapper Central association, A. A. U.

50-yard run—.05%, W. Merrill, Englewood, at Marshall field, May 27, 1905.

100-yard run—.10%, W. Merrill, Englewood, at Marshall field, May 27, 1905.

220-yard run—.23, Roy W. Albertson, Lake View, at Marshall field, June 24, 1899.

440-yard run—.52%, J. L. Barker, Evanston, at Ravenswood, June 14, 1902; A. W. Bohnsack, Lake View, at Marshall field, June 16, 1906.

880-yard run—2:05, T. T. Webster, Englewood, at Ravenswood, June 15, 1901.

1-mile run—4:43%, Robert Brown, Evanston, at Ravenswood, June 9, 1900.

½-mile walk—3:33, L. J. Byrne, Englewood, at Marshall field, June 24, 1899.

120-yard high hurdles—.16%, W. W. Taylor, Hyde Park, at Marshall field, June 16, 1906.

220-yard low hurdles—.27%, E. S. Solomon, Englewood, at Ravenswood, June 15, 1901; C. Way, Hyde Park, at Marshall field, May 27, 1905.

Pole vault—11 ft. 3 in., C. Morris, Englewood, at Marshall field, June 24, 1904.

Running high jump—5 ft. 8½ in., E. E. Quantrell, Northwest Division, at Ravenswood, June 15, 1901.

Running broad jump—21 ft. 9 in., Harrison Crane, at Marshall field, May 27, 1905.

Putting 16-lb. shot—33 ft. 8½ in., W. L. Sheppard, Hyde Park, at 35th street and Wentworth avenue, June 16, 1894.

Putting 12-lb. shot—44 ft. 9½ in., Robert Maxwell, Englewood, at Ravenswood, June 14, 1902.

Throwing 12-lb. hammer—137 ft. 8 in., R. Andrews, English high, at Ravenswood, June 15, 1901.

Throwing the discus—102 ft. 7 in., R. Rennecker, North Division, at Marshall field, June 24, 1904.

½-mile relay (4 men)—1:36%, Wendell Phillips, at Marshall field, May 27, 1905.

1-mile relay (4 men)—3:47%, Englewood (S. Levinson, A. —, H. Gustafson, G. Stelt), at Marshall field, June 16, 1906.

#### EASTERN INTERCOLLEGIATE CHAMPIONSHIPS.

Harvard stadium, Cambridge, May 26, 1906.

100-yard dash—Cartmell, Pennsylvania, :10%.

220-yard dash—Cartmell, Pennsylvania, :23%.

440-yard run—H. M. Rogers, Cornell, :51%.

880-yard run—J. C. Carpenter, Cornell, 1:59%.

1-mile run—C. Haskins, Pennsylvania, 4:29%.

2-mile run—C. F. Magoffin, Cornell, 9:56.

120-yard high hurdles—J. H. Hubbard, Amherst, :15%.

220-yard low hurdles, Castleman, Colgate, :25%.

Running high jump—J. A. Marshall, Yale, 5 ft. 11 in.

Running broad jump—W. L. Knox, Yale, 23 ft. 4½ in.

Pole vault—Jackson, Cornell, and Grant, Harvard, tied, 11 ft. 10% in.

16-pound hammer—M. F. Horr, Syracuse, 147 ft. 9½ in.

16-pound shot—B. T. Stephenson, Harvard, 43 ft. 9¼ in.

Summary: Cornell, 38 points; Pennsylvania, 23; Harvard, 21; Yale, 19; Syracuse, 11; Colgate, 8; Amherst, 7; Princeton, 5; Swarthmore, 4; Dartmouth, 3; Stevens, 2; Lafayette, 2.

#### EASTERN INTERCOLLEGIATE RECORDS.

100-yard dash—.09%, A. F. Duffey, Berkeley oval, New York, May 25, 1902.

220-yard dash—.21%, B. J. Wefers, Georgetown, 1896.

440-yard run—.49%, Taylor, Pennsylvania, 1904.

880-yard run—1:56, E. B. Parsons, Yale, 1905.

1-mile run—4:23%, G. W. Orton, Pennsylvania, 1895.

2-mile run—9:40, W. E. Schutt, Cornell, 1903.

120-yard hurdles—.15%, A. C. Kraenzlein, Pennsylvania, 1899.

220-yard hurdles—.23%, A. C. Kraenzlein, Pennsylvania, 1898.

High jump—6 ft. 3 in., J. D. Winsor, Jr., Pennsylvania, 1897.

Broad jump—24 ft. 4¼ in., A. C. Kraenzlein, Pennsylvania, 1899.

Pole vault—11 ft. 10¾ in., Jackson, Cornell, and A. G. Grant, Harvard, 1906.

16-pound hammer—164 ft. 10 in., J. R. Dewitt, Princeton, 1902.

16-pound shot—46 ft., F. G. Beck, Yale, 1903.

1-mile walk—6:45%, W. B. Fetterman, Jr., Pennsylvania, 1898.

#### WESTERN INTERCOLLEGIATE CHAMPIONSHIPS.

Northwestern field, Evanston, June 2.

100-yard dash—Hamilton, Iowa Normal, :10%.

220-yard dash—Hamilton, Iowa Normal, :22%.

440-yard run—Merriam, Chicago, :50.

880-yard run—Ramey, Michigan, 1:58%.

1-mile run—Coe, Michigan, 4:30%.

2-mile run—Rowe, Michigan, 10:00%.

120-yard hurdles—Garrels, Michigan, :15%.

220-yard hurdles—Garrels, Michigan, :25%.

Running high jump—Schommer, Chicago; Richards, Chicago; Kirkpatrick, Illinois; Pinch, Michigan, and Bacon, Beloit, tied, 5 ft. 8½ in.

Running broad jump—Heath, Michigan, 22 ft. 6% in.

Pole vault—Samse, Indiana, 12 ft. 4¾ in.

16-lb. hammer—Parry, Chicago, 156 ft. ¼ in.

16-lb. shot—Dunlap, Michigan, 42 ft. 1¼ in.

Discus—Garrels, Michigan, 136 ft. ½ in.

1-mile relay race—Chicago, 3:29%.

Summary: Michigan, 62% points; Chicago, 20%; Iowa State Normal, 10; Wisconsin, 9; Illinois, 7%; Indiana, 5; Drake, 3; Missouri, 2; Beloit, 1%; Miami, Iowa State, Purdue and Northwestern, 1 each.

#### WESTERN INTERCOLLEGIATE RECORDS.

100-yard dash—.09%, Blair, Chicago, 1903.

220-yard dash—.22, Hahn, Michigan, 1903, and Hogsenson, Chicago, 1905.

440-yard run—.49%, E. Merrill, Beloit, 1901.

880-yard run—1:57%, Lightbody, Chicago, 1905.

1-mile run—4:25, Lightbody, Chicago, 1905.

2-mile run—9:50, Rowe, Michigan, 1905.

120-yard hurdles—.15%, F. G. Moloney, Chicago, 1902.

220-yard hurdles—.25, Bockman, Minnesota, 1901, and Poage, Wisconsin, 1904.

High jump—5 ft. 11% in., Fuhrer, Wisconsin, 1904.

Broad jump—23 ft. ¾ in., Friend, Chicago, 1905.

Pole vault—12 ft. 4 $\frac{3}{4}$  in., Samse, Indiana, 1906.

16-lb. hammer—157 ft. 1 in., Thomas, Purdue, 1904.

16-lb. shot—47 ft.  $\frac{1}{4}$  in., Rose, Michigan, 1904.

Discus—140 ft. 2 $\frac{3}{8}$  in., Garreis, Michigan, 1905.

#### WORLD'S RECORDS.

100-yard dash—.099, A. F. Duffey.\*

220-yard dash—.21 $\frac{1}{2}$ , B. J. Wefers.\*

440-yard run—.47, M. W. Long.\*

880-yard run—1:53 $\frac{1}{2}$ , F. S. Hewitt.\*

1-mile run—4:12 $\frac{3}{4}$ , W. G. George.

2-mile run—9:09 $\frac{1}{2}$ , A. Schrubb.

4-mile run—19:23 $\frac{3}{4}$ , A. Schrubb.

5-mile run—24:40, J. White.

100-mile run—13:26:30, C. Rowell.

120-yard hurdles—.15 $\frac{1}{2}$ , A. C. Kraenzlein.\*

220-yard hurdles—.23 $\frac{3}{4}$ , A. C. Kraenzlein.\*

High jump—6 ft. 5 $\frac{1}{2}$  in., M. F. Sweeney.

Broad jump—24 ft. 4 $\frac{1}{4}$  in., A. C. Kraenzlein.\*

Standing broad jump—11 ft. 6 in., Ray C. Ewry.\*

Pole vault—12 ft. 4 $\frac{3}{8}$  in., Leroy Samse;\* 12

ft. 9 in., Minoru Fujii.\*

Throwing 16-lb. hammer—171 ft. 9 in., J.

Flanagan.\*

Putting 16-lb. shot—49 ft. 6 in., W. W. Coe.

Throwing discus—140 ft. 2 $\frac{3}{8}$  in., J. Garreis.\*

\*Amateur.

#### NATIONAL AMATEUR CHAMPIONSHIPS.

The annual championship contests of the Amateur Athletic Union of the United States took place in New York Sept. 8, 1906. In the number of points won the Irish-American Athletic club of New York led with 63 and the New York A. C. was second with 38. The Chicago A. A. was third with 13 points. Summary:

100-yard dash—Won by C. Saltz, New York A. C.; R. L. Young, I. A. A. C., second; L. Robertson, L. A. A. C., third. Time, :10 $\frac{3}{4}$ .

220-yard run—Won by R. L. Young, I. A. A. C.; L. Robertson, L. A. A. C., second; S. B. Stevens, N. Y. A. C., third. Time, :22 $\frac{3}{4}$ .

440-yard run—Won by Frank L. Waller, Milwaukee A. C.; J. B. Teevan, I. A. A. C., second; J. W. Colliton, I. A. A. C., third. Time, :50 $\frac{3}{4}$ .

120-yard hurdle—Won by W. Marmstrom, N. Y. A. C.; John C. Eller, I. A. A. C., second; E. L. Ovington, N. Y. A. C., third. Time, :16.

220-yard hurdle—Won by H. L. Willman, N. Y. A. C.; J. Malcolmson, C. A. A., second; J. J. Eller, I. A. A. C., third. Time, :25 $\frac{1}{2}$ .

5-mile run—Won by William Nelson, Pastime A. C.; G. V. Bonhag, I. A. A. C., second; W. G. Frank, I. A. A. C., third. Time, 26:22 $\frac{3}{4}$ .

Running high jump—Won by J. Neil Patterson, Chicago A. A., height 5 ft. 11 $\frac{1}{2}$  in.; H. A. Gibney, Malden A. C., second, height 5 ft. 11 $\frac{1}{2}$  in.; Robert Kernan, New York A. C., third, height 5 ft. 10 $\frac{1}{4}$  in.

Running broad jump—Won by Myer Prinstein, I. A. A. C., distance 22 ft. 4 in.; J. T. Mahoney, New York A. C., second, distance 21 ft. 4 $\frac{1}{2}$  in.; T. F. Cronan, Shawmut R. C., Boston, third, distance 21 ft. 3 in.

Pole vault—Won by Leroy Samse, Chicago A. A., height 11 ft. 6 in.; H. L. Moore, N. Y. A. C., second, height 11 ft. 6 in.; A. C. Gilbert, Multnomah A. C., Portland, Ore., third, height 11 ft.

Throwing 16-lb. hammer—Won by John J. Flanagan, I. A. A. C., distance 166 ft. 6 $\frac{1}{2}$  in.; S. H. Gillis, N. Y. A. C., second, distance 158 ft. 5 $\frac{1}{2}$  in.; R. J. Sheridan, I. A. A. C., third, distance 151 ft. 3 in.; M. F. Horr, I. A. A. C., fourth, distance 146 ft. 5 in.

Putting 16-lb. shot—Won by W. W. Coe, Jr., University of Michigan, distance 46 ft. 10 $\frac{1}{2}$  in.; D. Horgan, New York A. C., second, distance 46 ft. 5 $\frac{1}{2}$  in.; L. E. J. Furbach, New York A. C., third, distance 42 ft.; William F. Kreuger, I. A. A. C., fourth, distance 42 ft.

Throwing the discus—Won by M. J. Sheridan, I. A. A. C., distance 129 ft. 10 in.; M. F. Horr, I. A. A. C., second, distance 115 ft.; John J. Flanagan, I. A. A. C., third, distance 114 ft. 1 $\frac{1}{2}$  in.

#### OLYMPIAN GAMES OF 1906.

The fourth of the modern series of Olympian games took place at Athens, Greece, April 22-May 2, 1906. The first contest was held at the same place in 1896, the second in Paris in 1900 and the third in St. Louis in 1904. The third meeting was originally intended to be held in Chicago, but on account of the world's fair in St. Louis the games were transferred there. In Athens in 1906 the American athletes took the chief honors, making 79 points as against 39 for the English and 28 each for the Swedes and Greeks. Following is a summary of the decisive events:

100-meter swim—C. M. Daniels, America, first; Dehalmay, Hungary, second; Healy, Australia, third. Time, 1:13.

Throwing discus, free style, 8-ft. circle—Won by Martin J. Sheridan, America; Georgandas, Greece, second; Jaervinen, Finland, third. Distance, 136 ft. 2 in.

Standing broad jump—Won by Ray C. Ewry, America; Sheridan, America, second; L. Robertson, America, third. Distance, 9 ft. 8 5-16 in.

Pole vault—Won by Gouder, France; Cederstrom, Sweden, second; F. B. Glover, America, third. Height, 11 ft. 6 in.

5-mile race—Won by Hawtrey, England; Svanberg, Germany, second; Dahl, Sweden, third. Time, 26:11 $\frac{1}{4}$ .

100-meter run—Archie Hahn, America, first; Fay R. Moulton, America, second; Baker, Australia, third. Time, :11 $\frac{3}{4}$ .

Running broad jump—Myer Prinstein, America, first; Peter O'Connor, Ireland, second; Hugo M. Friend, America, third. Distance, 23 ft. 6 in.

16-lb. shot put—Martin J. Sheridan, America, first; David, Hungary, second; Lemming, Sweden, third. Distance, 40 ft. 2 $\frac{1}{2}$  in.

14-lb. stone throw—Georgandas, Greece, first; Sheridan, America, second; Dorizas, Greece, third. Distance, 65 ft. 4 in.

Standing long jump—L. Robertson, America, first; Pettit, France, second; Sheridan, third. Distance, 2 meters 90 centimeters. Discus throwing—Muden, Hungary, first; Lemming, Sweden, second; Sosttra, Bohemia, third. Distance, 42 meters 64 centimeters.

400-meter run—Paul H. Pilgrim, America, first; Halswell, England, second; Barker, Australia, third. Time, :53 $\frac{1}{4}$ .

1,500-meter run—James D. Lightbody, America, first; McGough, Scotland, second; Hellstrom, Sweden, third. Time, 4:12.

1,500-meter walk—George V. Bonbag, America, first; Linton, Canada, second; Spichotas, Greece, third. Time, 7:03.  
 Standing triple jump—Peter O'Connor, Great Britain, first; P. Leahy, Great Britain, second; J. B. Connolly, America, third. Distance, 36 ft. 1 in.  
 Marathon race, 26 kilometers—William Sherring, Canada, first; Svanberg, Sweden, second; William G. Frank, America, third. Time, 2:51:23%.  
 800-meter run—Paul H. Pilgrim, Jr., America, first; James D. Lightbody, America, second; Halswell, England, third. Time, 2:01%.  
 110-meter high hurdles—Robert G. Leavitt, America, first; Healey, England, second; Duncker, Germany, third. Time, :16%.  
 Standing high jump—Ray C. Ewry, America, first; L. Robertson, America; Martin J. Sheridan, America, and Dufont, Belgium, tied for second. Height, 5 ft. 2 in.  
 The Olympian games are now held every two years. The 1908 meeting will take place in England.

PRINCIPAL OLYMPIAN RECORDS.

Olympian records to date are as follows:  
 60-meter run—:04, A. C. Kraenzlein, Archie Hahn (1904), W. Hogenson (1904).  
 100-meter run—:10%, F. W. Jarvis.  
 200-meter run—:21%, Archie Hahn (1904).  
 400-meter run—:49%, H. Hillman (1904).  
 1,500-meter run—4:05%, James D. Lightbody (1904).  
 800-meter run—1:56, James D. Lightbody. (1904).  
 2,500-meter steeplechase—7:34, G. W. Orton.  
 4,000-meter steeplechase—12:58%, C. Reinmer, England.  
 110-meter hurdle race—:15%, A. C. Kraenzlein.  
 200-meter hurdle race—:24%, H. Hillman (1904).  
 400-meter hurdle race—:57%, J. W. B. Tewksbury.  
 Running high jump—6 ft. 2 1/4 in., I. K. Baxter.  
 Running broad jump—24 ft. 1 in., M. Prinstein (1904).  
 Standing high jump—5 ft. 5 in., Ray C. Ewry.  
 Standing broad jump—11 ft. 4 7/8 in., Ray C. Ewry (1904).  
 Standing triple jump—36 ft. 1 in., Peter O'Connor (1906).

Pole vault—11 ft. 9 in., Leroy Samsé (1904).  
 Running hop, skip and jump—47 ft. 4 1/4 in., M. Prinstein.  
 Putting 16-lb. shot—48 ft. 7 in., Ralph Rose, (1904).  
 Throwing 16-lb. hammer—168 ft. 1 in., John Flanagan (1904).  
 Throwing the discus—132 ft., M. J. Sheridan (1904).

MARATHON FOOT RACES.

The second Marathon foot race under the auspices of the Illinois Athletic club in Chicago was run Monday, Oct. 1, 1906. The course was from Ravinia Park on the north shore to the clubhouse in Michigan avenue; distance, 25 miles. Dennis Bennett of Hamilton, Ont., was the winner. His time was 2:41:33, the fastest ever made in the west and within 12 minutes of the world's record. The time made by the first ten runners was as follows:

- 1—Dennis Bennett, Hamilton, Canada, 2:41:33.
- 2—Sidney Hatch, River Forest Athletic club, 2:46:55.
- 3—J. T. Armour, unattached, 2:55:40.
- 4—Fred Lorz, Mohawk A. C., New York city, 2:56:55.
- 5—Alex Thibeau, First Regiment A. A., 3:02:25.
- 6—E. V. Bohman, Seventh Regiment A. C., 3:06:40.
- 7—C. A. Peterson, Central Y. M. C. A., 3:06:55.
- 8—John Anderson, Slepner Athletic club, 3:08:55.
- 9—Walter Springer, Pullman Athletic club, 3:10:35.
- 10—Albert Corey, First Regiment A. A., 3:11:55.

In 1905 the winner was Rhud Metzner of Chicago, who made the distance in 3:15:00. Sidney H. Hatch of Chicago won the Marathon foot race of twenty-five miles at St. Louis, Mo., May 5, 1906, making the distance in 2:46:14%. Alexander Thibeau of Chicago was second.

Thomas J. Hicks, winner of the Marathon race in St. Louis in 1904, won the second Chicago Marathon race June 30, 1906. The course was from a point north of Evanston to Marshall field at the University of Chicago. Hicks' time was 3:02:00. Alexander Thibeau was second in 3:05:45.

BASEBALL—SEASON OF 1906.

NATIONAL LEAGUE.

STANDING OF THE CLUBS.

CLUB.	Chicago.	New York.	Pittsburg.	Philadelphia.	Brooklyn.	Cincinnati.	St. Louis.	Boston.	Games won.	Percentage.
Chicago	15	16	19	16	18	15	17	116	.763	
New York	7	11	15	13	16	19	15	96	.652	
Pittsburg	5	11	14	13	14	17	19	93	.608	
Philadelphia	3	7	8	13	11	13	16	71	.464	
Brooklyn	6	8	9	8	8	13	13	66	.434	
Cincinnati	4	4	8	11	14	11	12	64	.424	
St. Louis	6	3	5	9	8	9	12	52	.347	
Boston	5	6	3	6	9	11	9	49	.325	
Games lost	36	56	60	82	86	87	93	102	607	....

TWENTY LEADING BATSMEN.

Player.	G.	A.	B.	H.	Av.
Wagner, Pittsburg	140	516	175	339	
Ferguson, New York	22	15	5	333	
Steinfeldt, Chicago	151	539	176	327	
Lumley, Brooklyn	131	484	157	324	
Mowrey, Cincinnati	17	53	17	321	
Chance, Chicago	136	474	151	319	
Strang, New York	104	313	100	319	
Donlin, New York	30	121	38	314	
Kling, Chicago	99	343	107	312	
Lobert, Cincinnati	76	268	83	310	
Clarke, Pittsburg	110	417	129	309	
McCarthy, Brooklyn	86	322	98	304	
Devlin, New York	148	498	149	299	
Ward, Philadelphia	30	129	38	295	
Huggins, Cincinnati	146	545	159	292	
Seymour, Cin. and N. Y.	151	576	165	286	
Leach, Pittsburg	126	476	136	286	
Tenney, Boston	143	544	154	283	

Player.	G.	A.B.	H.	Av.
Magee, Philadelphia.....	154	563	159	.283
Raub, St. Louis.....	22	78	22	.282

CHAMPIONSHIP RECORD.

Club.	Won.	Lost.	Pct.
1876—Chicago .....	52	14	.788
1877—Boston .....	31	17	.648
1878—Boston .....	41	19	.707
1879—Providence .....	55	23	.705
1880—Chicago .....	67	17	.798
1881—Chicago .....	56	28	.667
1882—Chicago .....	55	29	.655
1883—Boston .....	63	35	.643
1884—Providence .....	84	28	.750
1885—Chicago .....	87	25	.776
1886—Chicago .....	90	34	.725
1887—Detroit .....	79	45	.637
1888—New York .....	84	47	.641
1889—New York .....	83	43	.659
1890—Brooklyn .....	86	43	.667
1891—Boston .....	87	51	.630
1892—Boston .....	102	48	.680
1893—Boston .....	86	44	.662
1894—Baltimore .....	89	39	.695
1895—Baltimore .....	90	43	.669
1896—Baltimore .....	90	39	.698
1897—Boston .....	93	39	.795
1898—Boston .....	91	47	.659
1899—Brooklyn .....	101	47	.682
1900—Brooklyn .....	82	54	.603
1901—Pittsburg .....	90	49	.647
1902—Pittsburg .....	103	36	.741
1903—Pittsburg .....	91	49	.650
1904—New York .....	106	47	.693
1905—New York .....	105	48	.686
1906—Chicago .....	116	36	.763

AMERICAN LEAGUE.

STANDING OF THE CLUBS.

CLUB.	Games won.						Percentage.		
	Chicago.	New York.	Cleveland.	Philadelphia.	St. Louis.	Detroit.			
Chicago.....	12	12	12	13	11	15	18	93	.616
New York.....	10	11	13	13	11	15	17	90	.546
Cleveland.....	10	10	12	14	14	15	14	89	.582
Philadelphia.....	9	8	10	11	9	13	15	78	.538
St. Louis.....	7	8	8	10	11	13	12	77	.510
Detroit.....	11	11	8	6	9	14	12	71	.477
Washington.....	7	7	7	8	5	6	13	55	.367
Boston.....	4	5	8	8	5	10	9	49	.318
Games lost.....	58	61	64	67	73	78	95	105	601

TWENTY LEADING BATSMEN.

Player.	G.	A.B.	H.	Av.
Stone, St. Louis.....	154	584	207	.354
Lajole, Cleveland.....	152	604	207	.343
Clarke, Cleveland.....	51	179	60	.335
Chase, New York.....	152	580	191	.329
Cobb, Detroit.....	96	353	112	.317
Seybold, Philadelphia.....	112	414	130	.314
Fleck, Cleveland.....	157	626	195	.312
Congalton, Cleveland.....	112	425	132	.311
Elberfeld, New York.....	98	351	109	.307
McGuire, New York.....	49	147	44	.299
Crawford, Detroit.....	144	561	167	.298
Murphy, Philadelphia.....	118	448	153	.297
Yeager, New York.....	36	119	35	.294
Rossman, Cleveland.....	103	387	114	.293
Keeler, New York.....	151	593	174	.293
F. Smith, Chicago.....	20	41	6	.293
H. Davis, Philadelphia.....	145	551	160	.291
Turner, Cleveland.....	146	583	169	.290
Hemphill, St. Louis.....	154	586	169	.288
Grimshaw, Boston.....	111	442	127	.287

CHAMPIONSHIP RECORD.

Club.	Won.	Lost.	Pct.
1900—Chicago .....	82	53	.607
1901—Chicago .....	83	53	.610
1902—Philadelphia .....	83	53	.610
1903—Boston .....	91	47	.659
1904—Boston .....	95	59	.617
1905—Philadelphia .....	92	56	.622
1906—Chicago .....	93	58	.616

POST-SEASON INTERLEAGUE GAMES.

WORLD'S CHAMPIONSHIP.

American League.	Won.	Lost.
Chicago (White Sox).....	4	2
National League.	Won.	Lost.
Chicago (Cubs).....	2	4

In 1903 the Boston American league team won the world's championship by defeating the Pittsburg National league club, taking five out of eight games. In 1905 the New York team of the National league defeated the Philadelphia American league club in four out of five games. No world's championship games were played in 1904.

LONGEST GAMES IN 1906.

American League, Sept. 1—Philadelphia, 4; Boston, 1; 24 innings. June 18—Chicago, 4; Boston, 3; 15 innings. National League, May 7—Cincinnati, 2; St. Louis, 2; 15 innings. May 30—St. Louis, 4; Chicago, 2; 15 innings. July 10—Brooklyn, 6; St. Louis, 3; 15 innings. Sept. 11—Pittsburg, 0; Cincinnati, 0; 15 innings.

NO-HIT GAMES.

May 1—Lush, Philadelphia vs. Brooklyn. July 20—Eason, Brooklyn vs. St. Louis. Both were in the National league. There were no no-hit games in the American league.

ATTENDANCE IN 1906.

Club.	AMERICAN LEAGUE.	
	Total attendance.	Average per game.
Chicago .....	585,202	7,892
Athletics .....	489,129	7,525
New York .....	434,700	6,488
Boston .....	410,200	5,806
St. Louis .....	389,157	5,481
Cleveland .....	325,733	4,720
Detroit .....	174,043	2,451
Washington .....	129,903	1,966
Total .....	2,938,076	
Attendance in 1905.....	3,070,752	
Attendance in 1904.....	3,094,559	
Attendance in 1903.....	2,345,888	
Attendance in 1902.....	2,200,457	
Attendance in 1901.....	1,683,584	

NATIONAL LEAGUE.

Club.	NATIONAL LEAGUE.	
	Total attendance.	Average per game.
Chicago .....	654,300	8,497
New York .....	402,850	6,294
Pittsburg .....	394,877	5,484
Cincinnati .....	330,056	4,853
Philadelphia .....	294,680	4,270
St. Louis .....	283,770	4,056
Brooklyn .....	277,400	4,029
Boston .....	143,280	1,962
Total .....	2,781,213	
Attendance in 1905.....	2,734,310	
Attendance in 1904.....	2,774,701	
Attendance in 1903.....	2,390,362	
Attendance in 1902.....	1,681,212	
Attendance in 1901.....	1,920,031	

No official figures of attendance are fur-

nished, but the above tables are believed to be approximately correct.

**IN OTHER LEAGUES.**

The record of games won and lost and the percentages of the clubs in the other leading baseball associations in 1906 follow:

**AMERICAN ASSOCIATION.**

	Won.	Lost.	Pct.
Columbus	95	57	.625
Milwaukee	86	67	.562
Minneapolis	80	71	.530
Toledo	80	72	.526
Kansas City	73	79	.489
Louisville	71	83	.461
St. Paul	67	83	.447
Indianapolis	56	96	.368

**WESTERN LEAGUE.**

Des Moines	51	655
Lincoln	72	510
Omaha	73	503
Sioux City	80	459
Denver	67	456
Pueblo	61	415

**EASTERN LEAGUE.**

	Won.	Lost.	Pct.
Buffalo	85	55	.607
Jersey City	80	57	.584
Baltimore	76	61	.555
Rochester	77	62	.554
Newark	66	75	.482
Providence	65	75	.464
Montreal	57	83	.407
Toronto	46	88	.343

**WESTERN ASSOCIATION.**

Topeka	82	56	.594
Joplin	75	62	.547

Wichita	75	65	.536
Springfield	71	67	.513
Oklahoma	70	69	.504
Leavenworth	68	72	.486
Webb City	57	84	.422
Hutchinson	55	84	.396

**SOUTHERN LEAGUE.**

Birmingham	85	47	.648
Memphis	79	55	.590
Atlanta	80	56	.588
New Orleans	75	61	.551
Shreveport	70	66	.515
Montgomery	63	67	.485
Nashville	47	90	.343
Little Rock	40	97	.292

**THE I. I. I. LEAGUE.**

Cedar Rapids	79	43	.648
Peoria	74	48	.617
Dubuque	64	55	.538
Springfield	64	56	.535
Rock Island	58	63	.468
Decatur	48	67	.418
Bloomington	51	74	.408
Davenport	45	74	.378

**OTHER PENNANT WINNERS.**

Leagues.	Clubs.
Central	Grand Rapids
New York	Scranton
Iowa	Burlington
Pa.-O.-Md.	Uniontown
New England	Worcester
South Atlantic	Savannah
Wisconsin	LaCrosse
Interstate	Erie
Northern Copper	Calumet
Northwestern	Tacoma
Ohio and Pennsylvania	Youngstown

**COLLEGE BASEBALL.**

**EASTERN UNIVERSITIES.**

CLUB.	Princeton.	Yale.	Holy Cross.	Amherst.	Brown.	Harvard.	Williams.	Cornell.	Pennsylvania.	Dartmouth.	Columbia.	Georgetown.	West Point.	Annapolis.	Games won.
Princeton	1														10
Yale		1													9
Holy Cross			1												5
Amherst				1											5
Brown					1										5
Harvard						1									4
Williams							1								4
Cornell								1							4
Penn									1						2
Dartmouth										1					4
Columbia											1				1
Georgetown												1			0
West Point													1		1
Annapolis														1	0
Games lost	1	5	4	3	5	10	2	3	8	6	4	1	1	1	54

**WESTERN UNIVERSITIES.**

CLUB.	Michigan.	Illinois.	Notre Dame.	Chicago.	Minnesota.	Beloit.	Purdue.	Wabash.	Northwestern.	Iowa.	Nebraska.	DePauw.	Indiana.	Lake Forest.	Games won.
Michigan	1	3													5
Illinois		1	2												11
Notre Dame			1	4											10
Chicago				1											9
Minnesota					1										5
Beloit						1									2
Purdue							1								3
Wabash								1							2
Northwestern									1						1
Iowa										1					1
Nebraska											1				1
DePauw												1			1
Indiana													1		1
Lake Forest														1	0
Games lost	2	3	5	6	5	3	3	2	6	1	3	2	5	5	51

The Harvard-Yale series resulted: June 21, Yale 3, Harvard 1; June 26, Yale 3, Harvard 2.

**BALLOON RACING.**

Sixteen balloons started from Paris Sept. 30, 1906, for a long-distance and endurance race under the auspices of the Aero club of the French club. James Gordon Bennett offered a cup styled the "Coupe Internationale des Aeronautes." The contest was won by Lieut. Frank S. Lahm, an American, who

was accompanied by Maj. H. B. Hersey, an American weather-bureau observer. They landed near Scarborough, England, after covering a distance of about 415 miles. Sig. Von Willer, who made 370 miles, was second. C. S. Rolls of England won the endurance medal by remaining longest in the air.

## FOOTBALL.

CHICAGO.		
Date.	Eleven.	Op. Chi.
Oct. 20—Purdue	0	39
Oct. 28—Indiana	8	33
Nov. 3—Minnesota	4	2
Nov. 17—Illinois	0	63
Nov. 24—Nebraska	5	38

## MINNESOTA.

Op. Minn.		
Oct. 28—Ames	4	22
Nov. 3—Nebraska	0	13
Nov. 10—Chicago	2	4
Nov. 17—Carlisle	17	0
Nov. 24—Indiana	6	8

## MICHIGAN.

Op. Mich.		
Oct. 6—Case	0	23
Oct. 13—Reserves	0	23
Oct. 20—Ohio State	0	6
Oct. 28—Illinois	9	28
Nov. 3—Vanderbilt	4	10
Nov. 17—Penn'vania	17	0

## WISCONSIN.

Op. Wis.		
Oct. 13—Lawrence	0	5
Oct. 20—N. Dakota	0	10
Nov. 3—Iowa	4	18
Nov. 10—Illinois	6	16
Nov. 17—Purdue	5	29

## ILLINOIS.

Op. Ill.		
Oct. 13—Wabash	0	0
Oct. 28—Michigan	28	9
Nov. 10—Wisconsin	16	6
Nov. 17—Chicago	63	0
Nov. 24—Purdue	0	5

## NEBRASKA.

Op. Neb.		
Sept. 29—Hastings	0	53
Oct. 6—S. Dakota	0	4
Oct. 13—Drake	0	5
Oct. 20—Ames	14	2
Oct. 28—Doane	0	23
Nov. 3—Minnesota	13	0
Nov. 10—Creighton	0	17
Nov. 17—Kansas	8	6
Nov. 24—Chicago	38	5
Nov. 29—Cincinnati	0	41

## IOWA.

Op. Iowa.		
Oct. 28—Missouri	4	26
Nov. 3—Wisconsin	18	4
Nov. 10—Coe	12	15
Nov. 17—Alumni	0	11
Nov. 24—Ames	2	0
Nov. 29—St. Louis	39	0

## PURDUE.

Op. Pur.		
Oct. 20—Chicago	39	0
Oct. 28—Wabash	11	0
Nov. 3—Notre Dame	2	0
Nov. 10—Wisconsin	29	5
Nov. 24—Illinois	5	0

## INDIANA.

Op. Ind.		
Oct. 6—Wabash	5	12
Oct. 28—Chicago	33	8
Nov. 10—Notre Dame	0	12
Nov. 24—Minnesota	8	6

## NOTRE DAME.

Op. N. D.		
Oct. 6—Franklin	0	26
Oct. 13—Hinsdale	0	17
Oct. 20—P. and S.	0	28
Nov. 3—Purdue	0	2
Nov. 10—Indiana	12	0
Nov. 17—Beloit	0	29

## BELOIT.

Op. Bel.		
Oct. 6—DeKalb	0	12
Nov. 3—Mil. P. & S.	0	22
Nov. 10—Lake Forest	0	10
Nov. 17—Notre Dame	29	0
Nov. 24—Monmouth	11	0

## WABASH.

Op. Wab.		
Oct. 6—Indiana	12	5
Oct. 13—Illinois	0	0
Oct. 28—Purdue	0	11
Nov. 17—DePauw	0	7

## DE PAUW.

Op. D. P.		
Oct. 13—Franklin	6	33
Nov. 17—Wabash	7	0
Nov. 24—Miami	0	19

## YALE.

Op. Yale.		
Oct. 3—Wesleyan	0	21
Oct. 6—Syracuse	0	51
Oct. 13—Holy Cross	0	17
Oct. 20—Penn. State	0	10
Oct. 28—Amherst	0	12
Nov. 3—West Point	6	10
Nov. 10—Brown	0	5
Nov. 17—Princeton	0	0
Nov. 24—Harvard	0	6

## HARVARD.

Op. Har.		
Oct. 3—Bowdoin	0	10
Oct. 6—Maine	0	17
Oct. 10—Bates	6	27
Oct. 13—Amherst Ag.	0	21
Oct. 20—Springfield	0	44
Oct. 28—West Point	0	5
Nov. 3—Brown	0	9
Nov. 10—Carlisle	0	5
Nov. 17—Dartmouth	9	22
Nov. 24—Yale	6	0

## PRINCETON.

Op. Pr.		
Oct. 10—Lehigh	0	52
Oct. 13—Annapolis	0	5
Oct. 20—Bucknell	4	32
Oct. 28—Cornell	5	14
Nov. 3—Dartmouth	0	42
Nov. 10—West Point	0	8
Nov. 17—Yale	0	0

## DARTMOUTH.

Op. Dar.		
Sept. 29—Norwich	0	5
Oct. 3—Vermont	0	8
Oct. 6—Holy Cross	0	16
Oct. 13—Maine	0	4
Oct. 20—Amherst Ag.	0	26
Oct. 28—Williams	0	0
Nov. 3—Princeton	42	0
Nov. 10—Amherst	0	4
Nov. 17—Harvard	22	9
Nov. 24—Brown	23	0

## PENNSYLVANIA.

Op. Pa.		
Sept. 29—Lehigh	6	32
Oct. 6—N. Carolina	0	11
Oct. 13—Swarthmore	4	0
Oct. 20—Brown	0	14
Oct. 28—Carlisle	24	6
Nov. 10—Lafayette	0	0
Nov. 17—Michigan	0	17

## CARLISLE.

Op. Car.		
Oct. 3—Susquehanna	0	48
Oct. 20—W. Penn.	0	22
Oct. 28—Penn'vania	6	24
Nov. 3—Syracuse	0	9
Nov. 10—Harvard	5	0
Nov. 17—Minnesota	0	17
Nov. 24—Cincinnati	0	18
Nov. 29—Virginia	17	18

## BROWN.

Op. Br.		
Oct. 6—Wesleyan	0	17
Oct. 20—Penn'vania	14	0
Oct. 28—Norwich	4	26
Nov. 3—Harvard	9	5
Nov. 10—Yale	5	0
Nov. 17—Vermont	0	12
Nov. 24—Dartmouth	0	23

## CORNELL.

Op. Cor.		
Oct. 6—Oberlin	5	25
Oct. 13—Bucknell	6	24
Oct. 20—Bowdoin	0	72
Oct. 28—Princeton	14	5
Nov. 17—Swarthmore	0	28
Nov. 29—Penn'vania	0	0

## WEST POINT.

Op. W. P.		
Oct. 6—Trinity	0	24
Oct. 13—Colgate	0	0
Oct. 20—Williams	0	17
Oct. 28—Harvard	5	0
Nov. 3—Yale	10	6
Nov. 10—Princeton	8	0
Nov. 24—Syracuse	4	0
Dec. 1—Annapolis	10	0

## ANNAPOLIS.

Op. Ann.		
Oct. 6—Dickinson	0	0
Oct. 13—Princeton	5	0
Oct. 20—Lehigh	0	12
Oct. 28—Bucknell	0	0
Nov. 3—Penn. State	5	0
Nov. 17—N. Carolina	0	40
Nov. 24—Virginia	0	5
Dec. 1—West Point	0	10

## WILLIAMS.

Op. Wil.		
Sept. 29—Harvard	7	0
Oct. 13—Middlebury	0	16
Oct. 28—Dartmouth	0	0
Nov. 3—Colgate	9	23
Nov. 10—Wesleyan	11	18
Nov. 17—Amherst	0	0

## BOWDOIN.

Op. Bow.		
Oct. 3—Harvard	10	0
Oct. 13—Wesleyan	0	0
Oct. 20—Cornell	72	0
Oct. 28—Bath	6	0
Nov. 3—Tufts	12	5
Nov. 10—Colby	0	0
Nov. 17—Maine	0	6

**YACHTING.**  
**THE AMERICA'S CUP.**  
**MEASUREMENTS OF COMPETING YACHTS, 1895-1903.**

	<i>Defender.</i>	<i>Valkyrie III.</i>	<i>Columbia.</i>	<i>Shamrock I.</i>	<i>Shamrock II.</i>	<i>Reliance</i>	<i>Shamrock III</i>
	<i>Feet.</i>	<i>Feet.</i>	<i>Feet.</i>	<i>Feet.</i>	<i>Feet.</i>	<i>Feet.</i>	<i>Feet.</i>
Length, load water line.....	88.45	88.85	89.77	87.60	89.25	89.66	89.91
Length over all.....	124	129	132	130	133	143	138
Beam.....	23	27	24.2	24.565	25	25.8	24
Draft.....	19	18.5	19.10	22	22	19.6	19.6
Length from after end of main boom to forward point of measurement.....	181.79	186.22	182.87	189.13	184.03	201.76	187.54
Length from fore side mast to forward point of measurement.....	73.55	73.94	73.86	79.46	78.28	84.29	81.4
Length of spinnaker pole.....	73.36	78.94	73.30	79.46	78.28	83.75	81.4
Length of gaff.....	64	59	64.94	67.64	66.17	71.90	65.7
Length of topmast.....	57.42	55.98	64.64	58.06	68.18	72	69.15
From main boom to topsail halyard block.....	125.48	129.80	134.74	128.28	143.39	149.68	144.83
Sail area.....	12,602	13,027	13,211	13,458.82	14,001	16,169.43	14,157
Sailing length.....	100.30	101.49	102.185	101.02	102.355	108.41	104.4

**RECORD OF RACES TO DATE.**

1851—Aug. 22. In this, the year of the great exhibition in London, the Royal Yacht club of England offered a cup to the winner of a yacht race around the Isle of Wight. The course was 60 miles in length and was won by the schooner-yacht America, designed by George Steers for John C. Stevens of the New York Yacht club. The America was 94 feet over all, 88 feet on the water line, 22½ feet beam and 11½ feet draft. There was no time allowance and the competing yachts ranged in size from a three-masted 392-ton schooner, the Brilliant, to the 47-ton cutter, the Aurora, which came in second in the race. The time of the America was 10 hours and 34 minutes; that of the Aurora was 24 minutes slower. The cup after that became known as the America's cup and has now been successfully defended for fifty-four years.

1870—Aug. 8, New York Yacht club course: Magic, 3:58:21; Cambria, 4:37:38.

1871—Oct. 16, New York Yacht club course: Columbia, 6:19:41; Livonia, 6:46:45. Oct. 18, 20 miles to windward off Sandy Hook and return: Columbia, 3:07:41¼; Livonia, 3:18:15½. Columbia disabled in third race Oct. 19. Oct. 21, 20 miles to windward off Sandy Hook and return: Sappho, 5:39:02; Livonia, 6:09:23. Oct. 23, New York Yacht club course: Sappho, 4:18:17; Livonia, 5:11:55.

1876—Aug. 11, New York Yacht club course: Madeleine, 5:23:54; Countess of Dufferin, 5:34:53. Aug. 12, 20 miles to windward off Sandy Hook and return: Madeleine, 7:18:46; Countess of Dufferin, 7:46:00.

1881—Nov. 9, New York Yacht club course: Mischief, 4:17:00; Atalanta, 4:45:39¼. Nov. 10, 16 miles to leeward off Sandy Hook and return: Mischief, 4:54:53; Atalanta, 5:33:47.

1885—Sept. 14, New York Yacht club course: Puritan, 6:06:05; Genesta, 6:22:24. Sept. 16, 20 miles to leeward, off Sandy Hook light and return: Puritan, 5:03:14; Genesta, 5:04:52.

1886—Sept. 9, New York Yacht club course: Mayflower, 5:26:41; Galatea, 5:38:43. Sept. 11, 20 miles to leeward off Sandy Hook light and return: Mayflower, 6:49:10; Galatea, 7:18:09.

1887—Sept. 27, New York Yacht club course: Volunteer, 4:53:18; Thistle, 5:12:41¾. Sept. 30, 20 miles to windward off Scotland light and return: Volunteer, 5:42:56¼; Thistle, 5:54:45.

1893—Oct. 7, 15 miles to windward off Sandy Hook light and return: Vigilant, 4:05:47; Valkyrie, 4:11:35. Oct. 9, triangular 30-mile course, first leg to windward: Vigilant, 3:25:01; Valkyrie, 3:35:36. Oct. 13, 15 miles to windward off Sandy Hook light and return: Vigilant, 3:24:39; Valkyrie, 3:25:19.

1895—Sept. 7, 15 miles to windward and return, east by south off Point Seabright, N. J.: Defender, 4:57:55; Valkyrie III., 5:08:44. Sept. 11, triangular course, 10 miles in each leg: Valkyrie, 3:55:09; Defender, 3:55:56; won by Defender on a foul. Sept. 13, Defender sailed over course and claimed cup and race; claim allowed.

1899—Oct. 16, 15 miles to windward and return, off Sandy Hook: Columbia, 4:53:53; Shamrock, 5:04:07. Oct. 17, triangular course, 10 miles to a leg, Columbia, 3:37:00; Shamrock snapped its topmast. Oct. 20, 15 miles to leeward and return, Columbia, 3:38:09; Shamrock, 3:43:26.

1901—Sept. 28, 15 miles to windward and return, off Sandy Hook: Columbia, 4:30:24; Shamrock II., 4:31:44. Oct. 3, triangular course, Columbia, 3:12:35; Shamrock II., 3:16:10. Oct. 4, 15 miles to leeward and return: Columbia, 4:32:57; Shamrock II., 4:33:38.

1903—Aug. 22, 15 miles to leeward and return, off Sandy Hook: Reliance, 3:31:17; Shamrock III., 3:41:17. Aug. 25, triangular course, 10 miles to leg: Reliance, 3:14:54; Shamrock III., 3:18:10. Sept. 3, 15 miles to windward and return: Reliance, 4:28:04; Shamrock III. did not finish.

**THE EMPEROR'S CUP.**

The first international ocean yacht race for a cup offered by the emperor of Germany was sailed in 1905. The course was from Sandy Hook; N. J., to the Lizard, England, a distance of approximately 3,000 miles. The Atlantic, which was sailed by Capt. Charles Barr, won the race, arriving at the Lizard at 9:16 p. m., May 29, and beating the best previous record, made by the Endymion, by one day and sixteen and one-half hours. The actual elapsed time was twelve days and



## COMPETITORS IN INTERNATIONAL OCEAN RACE OF 1905.

NAME AND RIG.	Build.	Club.	Length	Beam.	Draft	Owner.
			Feet.	Feet.	Feet.	
Ailsa, yawl.....	English.....	New York....	89.0	25.5	16.6	H. S. Redmond.
Apache, auxiliary bark.....	English.....	New York....	178.0	28.0	16.6	E. Randolph.
Atlantic, aux. schooner.....	American....	New York....	155.0	29.0	16.5	W. Marshall.
Endymion, aux. schooner.....	American....	New York....	101.0	24.4	14.0	G. Lauder.
Fleur-de-Lys, schooner.....	American....	New York....	86.5	21.9	13.0	L. A. Stimson.
Hamburg, schooner.....	English.....	Kaiserlcher..	116.0	23.9	15.0	German Syndicate
Hildegard, schooner.....	American....	New York....	103.4	26.0	16.9	E. R. Coleman.
Sunbeam, aux. schooner.....	English.....	Royal Y. S..	154.7	27.6	13.9	Lord Brassey.
Thistle, schooner.....	American....	Atlantic....	110.0	27.8	14.0	R. E. Tod.
Utowana, aux. schooner.....	American....	New York....	155.0	27.8	14.6	A. V. Armour.
Valhalla, auxiliary ship.....	English.....	Royal Y. S..	240.0	37.2	20.0	Earl of Crawford.

four hours, and the best day's run was 341 miles. The Hamburg came in second May 30 and the Valhalla third May 31. The day and hour of the arrival of each yacht at the finish off the Lizard were as follows:

Atlantic—May 29, 9:16 p. m.  
 Hamburg—May 30, 7:21 p. m.  
 Valhalla—May 31, 8:03 p. m.  
 Endymion—May 31, 9:34 p. m.  
 Hildegard—May 31, 10:08 p. m.  
 Sunbeam—May 31, 11:40 a. m.  
 Fleur-de-Lys—June 1, 2:18 a. m.  
 Ailsa—June 1, 4:25 a. m.  
 Utowana—June 1, 5:06 a. m.  
 Thistle—June 1, 12:45 p. m.  
 Apache—June 5, 10:20 a. m.

## THE CANADA CUP.

1896—Won by the Canada of the Royal Canadian Yacht club at Toledo, O.; challenger, the Vencedor.  
 1899—Won by the Genesee of Rochester, N. Y. (representing the Chicago Yacht club), at Toronto; challenger, the Beaver.  
 1901—Won by the Invader of the Royal Canadian Yacht club at Chicago, Aug. 10, 12, 13 and 14; defender, the Cadillac of Detroit, representing the Chicago Yacht club.  
 1903—Won by the Irondequoit of the Rochester (N. Y.) Yacht club at Toronto, Aug. 8, 10, 11, 12 and 13; defender, the Strathcona of the Royal Canadian Yacht club.  
 1905—Won by the Iroquois of the Rochester (N. Y.) Yacht club at Charlotte, N. Y., Aug. 12, 14, 15 and 18; defender, the Temeraire of the Royal Canadian Yacht club, Toronto. The Temeraire won the second and third contests of the series.

## THE LIPTON CUP.

The fifth contest for the silver cup donated by Sir Thomas Lipton to the Columbia Yacht club of Chicago, to be competed for annually by 21-foot cabin-class yachts, took place Aug. 18, 20 and 21, 1906, on Lake Michigan at Chicago. The contesting boats were: The Cherry Circle, C. A. A.; Raven, Hamilton Y. C.; Milwaukee, Milwaukee Y. C.; Billposter, Columbia Y. C.; Quien Sabe, Columbia Y. C.; Mendota, Milwaukee Y. C.; Toledo, Toledo Y. C.; New Illinois, New Illinois Y. C., and Yo San, Columbia Y. C. The first named yacht, sailed by George R. Peare, was the winner. The first race was over an equilateral triangle of six miles sailed twice over; the second was over a windward and leeward course of six nautical miles, two miles to the leg and repeat; the third was over a quadrangular course of

twelve miles. Following is the official time of each race:

## FIRST RACE.

Yacht.	Start.	Finish.	Time.
Cherry Circle .....	2:00:15	4:31:56	2:31:56
Toledo .....	2:00:42	4:38:00	2:38:00
Milwaukee .....	2:00:40	4:40:44	2:40:44
Raven .....	2:00:05	4:44:37	2:44:37
Quien Sabe.....	2:00:20	4:46:00	2:46:00
Billposter .....	2:00:47	4:47:22	2:47:22
Yo San.....	2:00:50	4:48:38	2:48:38
Mendota.....	2:14:35	4:51:48	2:51:48
New Illinois.....	2:17:35	4:55:11	2:55:11

## SECOND RACE.

Yacht.	Start.	Finish.	Time.
Cherry Circle.....	2:00:21	4:45:35	2:45:35
Raven .....	2:00:07	4:46:39	2:46:39
Billposter .....	2:00:15	4:47:15	2:47:15
Milwaukee .....	2:00:32	4:49:25	2:49:25
Quien Sabe.....	2:00:09	4:50:44	2:50:44
Mendota .....	2:00:22	4:52:25	2:52:25
Toledo .....	2:00:11	4:52:30	2:52:30
New Illinois.....	2:00:25	5:02:57	3:02:57
Yo San.....	2:00:08	Did not finish.	

## THIRD RACE.

Yacht.	Start.	Finish.	Time.
Billposter .....	2:00:01	4:24:42	2:24:42
Mendota .....	2:00:25	4:28:48	2:28:48
Toledo .....	2:00:09	4:30:55	2:30:55
Cherry Circle.....	2:00:08	4:31:15	2:31:15
Raven .....	2:00:07	4:31:20	2:31:20
Milwaukee .....	2:00:12	4:31:30	2:31:30
Yo San.....	2:00:15	4:39:27	2:39:27
Quien Sabe.....	2:00:50	4:42:41	2:42:41
New Illinois.....	2:00:15	4:43:02	2:43:02

## SUMMARY OF PERCENTAGES.

	Aug. 18.	Aug. 20.	Aug. 21.	Tot.
Cherry Circle.....	100.0	100.0	66.7	266.7
Billposter .....	66.7	77.8	100.0	244.5
Raven .....	77.8	88.9	55.6	222.3
Mendota .....	66.7	44.4	88.9	200.0
Milwaukee .....	88.9	66.7	44.4	200.0
Toledo .....	66.7	33.3	77.8	177.8
Quien Sabe.....	66.7	55.6	22.2	144.5
Yo San.....	66.7	00.0	33.3	100.0
New Illinois.....	66.7	22.2	11.1	100.0

Winners to date:

1902—La Rita, Chicago.  
 1903—La Rita, Chicago.  
 1904—Ste. Claire, Detroit.  
 1905—Ste. Claire, Detroit.  
 1906—Cherry Circle, Chicago.

## THE ROOSEVELT CUP.

The first contest for the Roosevelt cup took place over a fifteen-mile course, off Marblehead, Mass., Sept. 3, 5, 6, 7 and 9, 1906. The trophy was donated by the Eastern Yacht club to inaugurate a series of races between German and American yachts of the so-

called "Sonderklasse." Three American and three German yachts competed, the names of the former being Vim, Caramba and Auk and those of the latter Gluckauf IV., Tilly VI. and Wannassee. The rating in feet and weight in pounds of each was:

Boat.	Rating.	Weight.
Auk .....	31.90	4,060
Caramba .....	31.93	4,220
Vim .....	31.51	4,485
Gluckauf IV. ....	31.41	4,185
Tilly VI. ....	31.59	4,095
Wannassee .....	31.28	4,290

The first race was won by the Auk, with Vim second and Wannassee third; second race, Vim first, Caramba second, Auk third and Wannassee fourth; third race, Vim first, Tilly VI. second, Caramba third; fourth race, Wannassee first, Caramba second, Auk third. The fifth and deciding contest was won by Vim, with Auk in second and Wannassee in third place.

#### THE KING EDWARD CUP.

In the first race for a cup donated by King Edward VII., to be sailed for under the auspices of the New York Yacht club, the sixty-two foot sloop Effort, having a time allowance of 9 seconds, was the winner. The contest took place Aug. 8, 1906, off Newport, R. I., over a course thirty-seven miles

long, sixteen of which were to windward, four on a reach and seventeen before the wind. Summary:

Yacht and Owner.	Elapsed time.	Corrected time.
Sloop Effort, F. M. Smith.....	4:52:20	4:06:40
Schr. Queen, J. R. Maxwell..	4:31:47	4:06:49
Schr. Elmira, F. F. Brewster..	4:44:06	4:20:35
Sloop Yankee, H. L. Maxwell..	4:46:14	4:22:05
Schooner Corona, A. F. Luke..	4:54:16	4:23:33
Yawl Vigilant, W. E. Iselin..	4:41:49	4:29:17
Schr. Amorita, R. Mansfield..	5:31:00	4:43:27
Schooner Muriel, C. Smithers..	Withdraw.	
Sloop Rainbow, C. Vanderbilt..	Ran aground.	

#### BERMUDA-NEW YORK RACE.

The Brooklyn Yacht club's race from Bermuda to New York for a cup given by Sir Thomas Lipton was won by the yawl Tamerlane, which crossed the line at 2:49 o'clock Sunday afternoon, June 3. The time for the 645 miles was 5 days 5 hours and 19 minutes. The other yachts competing were the Gauntlet and the Lila.

#### RACE TO MICHIGAN CITY.

The fifteenth annual cruising race of the Columbia Yacht club from Chicago to Michigan City was won by J. W. Shepherd's yacht Pilot, June 16-17, 1906. There was little wind and it took the winner 13 hours and 10 minutes to cover the course.

#### ROWING.

##### INTERUNIVERSITY RACES.

Figures in parentheses denote order at finish.

June 26, 1896—(1) Cornell, 19:59; (2) Harvard, 20:08; (3) Pennsylvania, 20:18; (4) Columbia, 21:25.

July 2, 1897—(1) Cornell, 20:47%; (2) Columbia, 21:20%; (3) Pennsylvania, swamped.

July 2, 1898—(1) Pennsylvania, 15:51½; (2) Cornell, 16:06; (3) Wisconsin, 16:10; (4) Columbia, 16:21.

June 27, 1899—(1) Pennsylvania, 20:04; (2) Wisconsin, 20:05½; (3) Cornell, 20:13; (4) Columbia, 20:20.

June 30, 1900—(1) Pennsylvania, 19:44%; (2) Wisconsin, 19:46%; (3) Cornell, 20:04%; (4) Columbia, 20:08%; (5) Georgetown, 20:19%.

July 2, 1901—(1) Cornell, 18:53%; (2) Columbia, 18:58; (3) Wisconsin, 19:06%; (4) Georgetown, 19:21; (5) Syracuse, distanced; (6) Pennsylvania, distanced.

June 21, 1902—(1) Cornell, 19:05%; (2) Wisconsin, 19:13%; (3) Columbia, 19:18%; (4) Pennsylvania, 19:26; (5) Syracuse, 19:31%; (6) Georgetown, 19:32.

June 26, 1903—(1) Cornell, 18:57; (2) Georgetown, 19:27; (3) Wisconsin, 19:29%; (4) Pennsylvania, 19:30%; (5) Syracuse, 19:36%; (6) Columbia, 19:54.

June 28, 1904—(1) Syracuse, 20:22%; (2) Cornell, 20:31%; (3) Pennsylvania, 20:32%; (4) Columbia, 20:45%; (5) Georgetown, 20:52%; (6) Wisconsin, 21:01%.

June 28, 1905—(1) Cornell, 20:29%; (2) Syracuse, 21:47%; (3) Georgetown, 21:49; (4) Columbia, 21:53%; (5) Pennsylvania, 21:59%; (6) Wisconsin, 22:06%.

June 23, 1906—(1) Cornell, 19:36%; (2) Pennsylvania, 19:43%; (3) Syracuse, 19:45%; (4) Wisconsin, 20:13%; (5) Columbia, 20:18%; (6) Georgetown, 20:35.

In 1898 the race took place on Saratoga lake over a three-mile course; the other contests were on the four-mile course at Poughkeepsie; N. Y.

##### UNIVERSITY FRESHMAN EIGHTS.

Poughkeepsie course, two miles.

June 30, 1900—(1) Wisconsin, 9:45%; (2) Pennsylvania, 9:54%; (3) Cornell, 9:55%; (4) Columbia, 10:08.

July 2, 1901—(1) Pennsylvania, 10:20%; (2) Cornell, 10:23; (3) Columbia, 10:36%; (4) Syracuse, 10:44.

June 21, 1902—(1) Cornell, 9:34%; (2) Wisconsin, 9:42%; (3) Columbia, 9:49; (4) Syracuse, 9:53; (5) Pennsylvania, 10:05.

June 26, 1903—(1) Cornell, 9:18; (2) Syracuse, 9:22%; (3) Wisconsin, 9:32; (4) Columbia, 9:41; (5) Pennsylvania, 9:45.

June 28, 1904—(1) Syracuse, 10:01; (2) Cornell, 10:12%; (3) Pennsylvania, 10:18%; (4) Columbia, 10:28%.

June 28, 1905—(1) Cornell, 9:35%; (2) Syracuse, 9:49; (3) Columbia, 9:53; (4) Pennsylvania, 9:58%.

June 23, 1906—(1) Syracuse, 9:51%; (2) Cornell, 9:55; (3) Wisconsin, 9:55%; (4) Columbia, 10:07%; (5) Pennsylvania, 10:13%.

##### FOUR-OARED RACES.

Poughkeepsie course, two miles.

July 2, 1901—(1) Cornell, 11:39%; (2) Pennsylvania, 11:45%; (3) Columbia, 11:51%.

June 21, 1902—(1) Cornell, 10:43%; (2) Pennsylvania, 10:54%; (3) Columbia, 11:08.

June 26, 1903—(1) Cornell, 10:34; (2) Pennsylvania, 10:35%; (3) Wisconsin, 10:55%; (4) Columbia, 11:14.

June 28, 1904—(1) Cornell, 10:53%; (2) Columbia, 11:12%; (3) Pennsylvania, 11:15%; (4) Wisconsin, 11:18%; (5) Georgetown, 11:34%.

June 28, 1905—(1) Syracuse, 10:15%; (2) Cornell, 10:17%; (3) Pennsylvania, 10:33%; (4) Columbia, 10:45; (5) Wisconsin, 10:52.

June 28, 1906—(1) Cornell, 10:34; (2) Syracuse, 10:48½; (3) Columbia, 10:55½; (4) Pennsylvania, 11:06½.

## HARVARD-YALE RACES.

UNIVERSITY EIGHTS.		<i>Loser's</i>
<i>Year. Winner.</i>	<i>Time.</i>	<i>time.</i>
1876—Yale	22:02	22:33
1877—Harvard	24:36	24:44
1878—Harvard	20:44¾	21:29
1879—Harvard	22:15	23:58
1880—Yale	24:27	25:09
1881—Yale	22:13	22:19
1882—Harvard	20:47	20:50½
1883—Harvard	24:26	26:59
1884—Yale	20:31	20:46
1885—Harvard	25:15½	26:30
1886—Yale	20:41½	21:05¾
1887—Yale	22:56	23:14½
1888—Yale	20:15	21:24
1889—Yale	21:30	21:55
1890—Yale	21:29	21:40
1891—Harvard	21:23	21:57
1892—Yale	20:48	21:40
1893—Yale	25:01½	25:15
1894—Yale	22:47	24:40
1895—Yale	21:30	25:15
1899—Harvard	20:52½	21:13
1900—Yale	21:12¾	21:37¾
1901—Yale	23:37	23:45
1902—Yale	20:20	20:33
1903—Yale	20:19¾	20:29¾
1904—Yale	21:40½	22:10
1905—Yale	22:33½	22:36
1906—Harvard	23:02	23:11

Of the above races the first two were rowed on the Springfield (Mass.) course and the remainder on the New London course, which is four miles straightaway. There were no dual races in 1896, 1897 and 1898.

## HARVARD-YALE FRESHMAN EIGHTS.

Two miles.		<i>Loser's</i>
<i>Year. Winner.</i>	<i>Time.</i>	<i>time.</i>
1901—Yale	10:37¾	10:58
1902—Dead heat	10:13	10:13
1903—Yale	9:43¾	9:48¾
1904—Yale	10:20	10:20½
1905—Harvard	9:59	10:04
1906—Yale	10:39¾	10:41

## HARVARD-YALE FOUR-OARED RACE.

Two miles.		<i>Loser's</i>
<i>Year. Winner.</i>	<i>Time.</i>	<i>time.</i>
1901—Harvard	11:49½	12:02½
1902—Harvard	11:19½	11:25½
1903—Yale	10:59¾	11:10¾
1904—Harvard	12:12	12:15
1905—Harvard	11:22	11:27
1906—Yale	12:15	12:31

## HARVARD-CAMBRIDGE RACE.

In an eight-oared race between crews from Harvard and Cambridge universities on the Putney-Mortlake course in London, England, on Saturday, Sept. 8, 1906, the Englishmen were winners by two lengths in 19 minutes and 18 seconds. The contest was witnessed

by one of the largest crowds ever gathered for an event of the kind. Cambridge led from the start and was never seriously threatened by the visitors.

## OXFORD-CAMBRIDGE RECORD.

Course from Putney to Mortlake, London.	
<i>Year.</i>	<i>Winner. Time.</i>
1880.....	Oxford .....21:23
1881.....	Oxford .....21:51
1882.....	Oxford .....20:12
1883.....	Oxford .....21:18
1884.....	Cambridge .....21:39
1885.....	Oxford .....21:36
1886.....	Cambridge .....22:29
1887.....	Cambridge .....20:52
1888.....	Cambridge .....20:48
1889.....	Cambridge .....20:14
1890.....	Oxford .....22:03
1891.....	Oxford .....22:00
1892.....	Oxford .....19:21
1893.....	Oxford .....18:47
1894.....	Oxford .....21:38
1895.....	Oxford .....20:50
1896.....	Oxford .....20:01
1897.....	Oxford .....19:11½
1898.....	Oxford .....22:15
1899.....	Cambridge .....21:04
1900.....	Cambridge .....18:47
1901.....	Oxford .....23:31
1902 (March 22).....	Cambridge .....19:09
1903 (April 1).....	Cambridge .....19:32½
1904 (March 25).....	Cambridge .....21:34
1905 (April 1).....	Oxford .....20:30
1906 (April 7).....	Cambridge .....19:24

Note—The race of 1906 was the sixty-third in the history of the event. The first contest took place in 1845.

## GRAND CHALLENGE CUP.

A crew representing the Club Nautique de Gand, Belgium, defeated the Trinity hall (Cambridge) crew at Henley, England, July 5, 1906, by three lengths in the final for the Grand Challenge cup. Time, 7:09. This is the first time the cup has been won by a foreign crew.

## ROWING RECORDS.

- ¼ mile—\*:57, single scull, straightaway, Edwin Henley, Newark, N. J., July 11, 1901.  
 ½ mile—\*2:08¾, single scull, straightaway, Edwin Henley, Newark, N. J., July 11, 1893.  
 1 mile—4:28 single scull, straightaway, James Stansbury, with tide, Thames river, England, July 11, 1896; \*4:48, single scull, straightaway, Rupert Gulness, Thames river, England, 1893.  
 2 miles—\*9:18, eight oars, straightaway, Cornell freshmen, Poughkeepsie, N. Y., June 26, 1903.  
 3 miles—\*14:27½, eight oars, straightaway, Cornell varsity, New London, Conn., June 25, 1891.  
 4 miles—18:53¾, straightaway, Cornell university, Poughkeepsie, N. Y., July 2, 1901.  
 \*Performance by amateurs.

## GOLF.

## AMERICAN OPEN CHAMPIONSHIP.

Alexander Smith of the Nassau County club, New York, won the open golf championship of America June 28-29, 1906, on the Onwentsia links, with a score of 295, which is a record for the event. Willie Smith was

second with 302 and J. Maiden and L. Auchterlonie tied for third place with 305. The record:  
 1894—Willie Dunn (New York), St. Andrew's links, won by 2 up.  
 1895—H. Rawlins (Newport), Newport links, 173.

- 1896—James Foulis (Chicago), Shinnecock Hills, 152.  
 1897—Joe Lloyd (Essex), Wheaton links, 162.  
 1898—Fred Herd (Washington park), Myopia links, 328.  
 1899—W. Smith (Midlothian), Baltimore links, 315.  
 1900—H. Vardon (Ganton, England), Wheaton links, 313.  
 1901—Willie Anderson (Pittsfield, Mass.), Myopia links, 331.  
 1902—Lawrence Auchterlonie (Glen View), Garden City links, 307.  
 1903—Willie Anderson (Apawamis), Baltusrol links, 307.  
 1904—Willie Anderson (Apawamis), Glen View, 303.  
 1905—Willie Anderson (Apawamis), Myopia links, 314.  
 1906—Alexander Smith (Nassau), Onwentsia links, 295.

#### AMERICAN AMATEUR CHAMPIONSHIP.

Eben M. Byers of Pittsburg won the American amateur golf championship at Englewood, N. J., July 10-14, 1906, by defeating George D. Lyon of Toronto, Canada, 3 up in 36 holes. The record:

- 1894—At Newport, R. I.—W. G. Lawrence, Newport, medal play, 188.  
 1895—At Newport Golf Club—C. B. Macdonald, Chicago Golf club, won; C. E. Sands, St. Andrew's Golf club, runner-up.  
 1896—At Shinnecock Hills Golf Club—H. J. Whigham, Onwentsia, won; J. G. Thorp, Cambridge, runner-up. Low score in qualifying round, H. J. Whigham, 163. Sixteen qualified.  
 1897—At Chicago Golf Club—H. J. Whigham, Onwentsia, won; W. R. Betts, Shinnecock Hills, runner-up. Low score in qualifying round, H. J. Whigham, 177. Sixteen qualified.  
 1898—At Morris County, N. J.—F. S. Douglas, Fairfield, won; Walter B. Smith, Onwentsia, runner-up. Low score in qualifying round, J. H. Choate, Jr., Stockbridge, 175. Thirty-two qualified.  
 1899—At Onwentsia—H. M. Harriman, Meadowbrook, won; F. S. Douglas, Fairfield, runner-up. Low score in qualifying round, C. B. Macdonald, Chicago, 168. Thirty-two qualified.  
 1900—At Garden City—W. J. Travis, Garden City, won; F. S. Douglas, Fairfield, runner-up. Low score in qualifying round, W. J. Travis, 166. Thirty-two qualified.  
 1901—At Atlantic City—W. J. Travis won; Walter E. Egan, Onwentsia, runner-up. Low score in qualifying round, W. J. Travis, 157. Thirty-two qualified.  
 1902—At Glen View, Ill.—L. N. James, Glen View, won; E. M. Byers, Allegheny, runner-up. Low score in qualifying round, G. A. Ormlston, Pittsburg, and W. J. Travis tied at 79, the latter winning the play-off. Sixty-four qualified at 18 holes.  
 1903—At Nassau, L. I.—W. J. Travis, Garden City, won; E. M. Byers, Allegheny, runner-up. All match play.  
 1904—At Short Hills, N. J.—H. Chandler Egan, Exmoor Country club, won; Frederick Herreshoff, Brooklyn, runner-up. Low score in qualifying round, H. C. Egan, 242 for 54 holes. Sixty-four qualified.  
 1905—At Wheaton, Ill.—H. Chandler Egan, Exmoor, won; D. E. Sawyer, Wheaton, runner-up. Low score in qualifying round,

- Dr. D. P. Fredericks, 155 for 36 holes. Thirty-four qualified.  
 1906—At Englewood, N. J.—Eben M. Byers of Pittsburg won; George D. Lyon of Toronto, Ont., runner-up. Low score in qualifying round, W. J. Travis, 152 for 36 holes. Thirty-two qualified.

#### WESTERN OPEN CHAMPIONSHIP.

- Alexander Smith of the Nassau Country club, New York, won the western open championship at the golf tournament held on the links of the Homewood Country club, Chicago, June 21-22, 1906, with a score of 306 for 72 holes. Jack Hobens of the Englewood (N. J.) Golf club was second with 309. Fred McLeod and Willie Anderson divided third and fourth money, each making 311. The championship record:  
 1899—Will Smith (Midlothian), Glen View.  
 1900—No championship meet held.  
 1901—Lawrence Auchterlonie (Glen View), Midlothian, 160.  
 1902—Willie Anderson (Pittsfield), Euclid, 299.  
 1903—Alexander Smith (Nassau), Milwaukee, 318 (72 holes).  
 1904—Willie Anderson (Apawamis), Kent Country (Grand Rapids, Mich.), 304.  
 1905—Arthur Smith (Columbus, O.), Cincinnati, 278.  
 1906—Alexander Smith (Nassau), Homewood, 306.

#### WESTERN AMATEUR CHAMPIONSHIP.

- The eighth amateur championship tournament of the Western Golf association took place on the links of the Glen Echo course at St. Louis Sept. 4-8, 1906. D. E. Sawyer of the Wheaton (Ill.) club was the winner, defeating Warren K. Wood of the Homewood (Ill.) club, 4-5. Championship record to date:  
 1899—David R. Forgan (Onwentsia), Glen View, 6 up.  
 1900—William Waller (Onwentsia), Lake Forest, 1 up.  
 1901—Phelps B. Hoyt (Glen View), Midlothian, 6 up.  
 1902—H. C. Egan (Exmoor), Wheaton, 1 up.  
 1903—Walter E. Egan (Exmoor), Cleveland, 1 up.  
 1904—H. C. Egan (Exmoor), Highland Park, 6 up, 5 to play.  
 1905—H. C. Egan (Exmoor), Glen View, 3 up and 2 to play.  
 1906—D. E. Sawyer (Wheaton), Glen Echo, 4-5.

#### BRITISH AMATEUR CHAMPIONSHIP.

- James Robb won the British amateur golf championship at Hoylake, England, May 25, 1906, by defeating C. C. Lengen 4 up and 3 to play in a 36-hole match.  
 1901—H. H. Hilton.  
 1902—Charles Hutchings.  
 1903—Robert Maxwell.  
 1904—Walter J. Travis.  
 1905—A. B. Barry (St. Andrew's).  
 1906—James Robb.

#### BRITISH OPEN CHAMPIONSHIP.

- 1890—\*John Ball, Jr. (R. L. G. C.), Prestwick, 164.  
 1891—H. Kirkcaldy (St. Andrew's), St. Andrew's, 166.  
 1892—\*H. H. Hilton (R. L. G. C.), Muirfield, 1305.  
 1893—W. Auchterlonie (St. Andrew's), Prestwick, 322.

- 1894—J. H. Taylor (Winchester), Sandwich, 323.  
 1895—J. H. Taylor (Winchester), St. Andrew's, 322.  
 1896—H. Vardon (Scarborough), Muirfield, 316.  
 1897—\*H. H. Hilton (R. L. G. C.), Muirfield, 305.  
 1898—H. Vardon (Scarborough), Prestwick, 307.  
 1899—H. Vardon (Ganton), Sandwich, 310.  
 1900—J. H. Taylor (Richmond), St. Andrew's, 309.  
 1901—James Braid (Romford), Muirfield, 309.  
 1902—Alex. Herd (Huddersfield), Hoylake, 307.  
 1903—Alex. Herd (Huddersfield).  
 1904—J. White (Sunningdale), Sandwich, 296.  
 1905—James Braid (Walton Heath), St. Andrew's, 318.  
 1906—James Braid (Walton Heath), Muirfield, 300.  
 \*Amateur. †Changed to 72 holes.

### THE OLYMPIC CUP.

The Olympic cup, first contested for at the Olympic games in St. Louis in 1904, was won by the Western Golf association team, captained by H. Chandler Egan, on the Glen Echo Country club course at St. Louis, Sept. 3, 1906, with a total score of 635 strokes. The record stands:  
 1904—Western Golf association, 1,749.  
 1905—Western Pennsylvania, 655 for 36 holes.  
 1906—Western Golf association, 635 for 36 holes.

### WESTERN PROFESSIONAL CHAMPIONSHIP.

W. C. Sherwood of the Lakeside club of Canton, O., won the second annual championship tournament of the Western Professional Golfers' association Oct. 12, 1906, on the Calumet Country club links by defeating Fred McLeod, champion in 1905, by 1 up in 37 holes. Record of the event to date:  
 1905—Fred McLeod (Midlothian) Chicago Golf club, 4 up and 2 to play.  
 1906—W. C. Sherwood (Lakeside), Calumet Country club, 1 up.

### WOMEN'S CHAMPIONSHIPS.

#### WESTERN.

Mrs. Charles L. Dering of the Midlothian Country club won the western golf cham-

pionship in the annual tournament at the Exmoor Country club Aug. 28-31, 1906, defeating Miss Frances Everett of the Exmoor club, 1 up. Record of the event to date:

- 1901—Miss Bessie Anthony (Glen View), Onwentsia, 3 up, 1 to play.  
 1902—Miss Bessie Anthony (Glen View), Onwentsia, 1 up.  
 1903—Miss Bessie Anthony (Glen View), Exmoor, 3 up, 2 to play.  
 1904—Miss Frances Everett (Exmoor), Glen View, 1 up.  
 1905—Mrs. Charles L. Dering (Midlothian), Homewood, 4 up and 2 to play.  
 1906—Mrs. Charles L. Dering (Midlothian), Exmoor, 1 up.

#### NATIONAL.

Miss Harriet S. Curtis of Boston, representing the Essex club of Manchester, Mass., won the women's national golf championship Oct. 13, 1906, on the links of the Brae Burn Country club at West Newton, Mass. Mary B. Adams of the Wollaston Golf club, Boston, who was the runner-up, was defeated 2 up and 1 to play. Record of the event to date:

- 1895—Beatrix Hoyt, on Meadowbrook Country club links.  
 1896—Beatrix Hoyt, Morris Country club, 2 up, 1 to play.  
 1897—Beatrix Hoyt, Essex County Country club, 5 up, 4 to play.  
 1898—Beatrix Hoyt, Ardsley club, 5 up, 3 to play.  
 1899—Ruth Underhill, Philadelphia Country club, 2 up, 1 to play.  
 1900—Frances Griseom, Shinnecock Hills, 6 up, 4 to play.  
 1901—Genevieve Hecker, Baltusrol Golf club, 5 up, 3 to play.  
 1902—Genevieve Hecker, Brookline, 4 up, 3 to play.  
 1903—Bessie Anthony, Chicago Golf club, 7 up, 6 to play.  
 1904—Georgeanna Bishop, Philadelphia, 5 up, 3 to play.  
 1905—Pauline Mackay, Oakley Country club, 1 up.  
 1906—Harriet S. Curtis, Brae Burn Country club, 2 up, 1 to play.

### BOWLING.

Prize winners in the sixth annual tournament of the American Bowling congress, held in Cincinnati, O., March 17-27, 1906:

#### FIVE-MAN TEAMS.

Team and city.	Score.	Prize.
Centurys I., Chicago.....	2,794	\$450
Lelsys I., Peoria.....	2,781	400
Brunswicks, Chicago.....	2,754	350
First Nationals, Chicago.....	2,750	325
Hofmanns, Chicago.....	2,745	287
Birk Bros., Chicago.....	2,745	287
Pastimes, Cincinnati.....	2,736	250
Eastern Leagues, Philadelphia.....	2,735	212
Kentucky Dewes, Louisville.....	2,735	212
Bensingers, Chicago.....	2,731	175
O'Learys I., Chicago.....	2,728	150
Strollers, Philadelphia.....	2,711	140
Ansons I., Chicago.....	2,704	120
Glenwoods, Chicago.....	2,701	100
Baltimore, Baltimore.....	2,699	85
Wyndhams, Philadelphia.....	2,690	70

N. Cincinnati Turners I.....	2,687	\$60
Belleveus, Toledo.....	2,683	55
Gunthers I., Chicago.....	2,682	50
Anguins, New York.....	2,681	50
Flying Dutchmen, Moline.....	2,679	50
Columbian Knights I., Chicago.....	2,671	45
Bands, Columbus.....	2,664	40
Kissmes, Louisville.....	2,643	40
Rathskellers, Louisville.....	2,642	40
Builders, Cleveland.....	2,640	40
Illinois, Chicago.....	2,636	35
Hovorkas, Chicago.....	2,633	35
Tuxedos, Newark.....	2,631	35
Godards, Saginaw.....	2,631	35
Duffys, St. Louis.....	2,630	30
Gunthers II., Chicago.....	2,624	30
Grand Centrals, Brooklyn.....	2,624	30
Coca Colas, Louisville.....	2,624	30
Stars, Peoria.....	2,622	30
Tellings I., Cleveland.....	2,622	30
Chic & George I., Cincinnati.....	2,620	27

Brunswicks, New York.....	2,620	\$27
North Sides I., Indianapolis.....	2,619	25
Orientalis, Cincinnati.....	2,614	25
Malt Sineus, Chicago.....	2,613	25
Schindiers II., Chicago.....	2,613	25
Bureaus, Washington.....	2,610	25
Sangerbunds, Washington.....	2,604	25
Mauer's Colts, Syracuse.....	2,604	25

TWO-MAN TEAMS.

Team and city.	Score.	Prize.
Hamilton-Hussey, Philadelphia.....	1,268	\$250
Reed-Dresbach, Columbus.....	1,247	225
Pfueger-Pfueger, Cincinnati.....	1,214	200
Gebman-Gebman, Philadelphia.....	1,187	175
Lau-Medwitzky, Chicago.....	1,174	150
Schwebke-Watt, New York.....	1,174	150
Mample-Hellhake, St. Paul.....	1,171	115
Shogren-Vandersyde, Chicago.....	1,156	100
Schlema-Koenigshoff, Cleve.....	1,149	90
Rosendal-Peth, Chicago.....	1,143	80
Helms-Netterstrom, Chicago.....	1,142	70
Sandblom-Vandertunk, St. Paul.....	1,142	65
Hoffman-Sullivan, Cleveland.....	1,141	60
Smith-Koster, Brooklyn.....	1,141	55
Riemer-Barron, Milwaukee.....	1,138	50
Steers-Schmidt, Chicago.....	1,138	50
Sweeney-Kaehry, Sioux City.....	1,138	50
Sperber-Metz, Cincinnati.....	1,137	50
Gormiller-Andres, Peoria.....	1,135	50
Rogman-Medwitzky, Chicago.....	1,133	50
Hailer-Hellitas, Brooklyn.....	1,133	45
Thieme-Kneer, Peoria.....	1,132	45
Bruck-Mahoey, Chicago.....	1,131	45
Zink-Sonthart, Louisville.....	1,131	45
Meyer-Peacock, Indianapolis.....	1,129	40
Williams-Bruna, Louisville.....	1,129	40
Vollmar-Portmess, Chicago.....	1,127	40
Kurtz-Hendricks, Dayton.....	1,126	40
Schleuk-Sturtz, St. Louis.....	1,125	40

SINGLES.

Name and city.	Score.	Prize.
F. T. Favour, Oshkosh, Wis.....	669	\$175
O. S. Bradley, Baltimore, Md.....	653	150
W. Roach, Wilmington, Del.....	652	140
Dan M. Meyers, Detroit.....	650	130
R. C. Holloway, Indianapolis.....	648	120
L. Vandersyde, Chicago.....	643	110
A. Schwebke, New York.....	640	100
H. Rogman, Chicago.....	638	90
E. E. Barnes, Philadelphia.....	633	80
Otto Schmidtke, Detroit.....	631	75
H. Grotenrath, Cleveland.....	625	70
M. J. Sullivan, Cleveland.....	623	65
J. Peacock, Louisville.....	618	60
H. Collin, Columbus.....	616	55
D. A. Jones, Milwaukee.....	616	50
E. W. Johnson, Detroit.....	614	45
C. Wright, Louisville.....	613	40
Fred Worden, Chicago.....	612	40
Henry Kumpf, Buffalo.....	610	35
G. Whitmarsh, Detroit.....	608	35
H. H. Price, Philadelphia.....	606	35
J. Watt, New York.....	606	35
Ed Blonin, Chicago.....	605	35
Fred Longberg, St. Louis.....	604	30
C. E. Baiz, Columbus.....	604	30
E. A. Treiber, Kansas City.....	604	30
Gus Steele, Chicago.....	603	30
Frank Woodbury, Milwaukee.....	603	30
William Knox, Philadelphia.....	602	30
Earl Fugh, Peoria.....	601	25

CHAMPIONSHIP RECORD.

FIVE-MAN TEAMS.

Year.	Team and city.	Score.
1901—Standards, Chicago.....		2,720
1902—Fidelias, New York.....		2,792
1903—O'Learys, Chicago.....		2,819
1904—Ansons, Chicago.....		2,437
1905—Gunthers No. 2, Chicago.....		2,795
1906—Centurys No. 1, Chicago.....		2,794

TWO-MAN TEAMS.

1901—Voorbees-Starr, New York.....	1,203
1902—McLean-Steers, Chicago.....	1,237
1903—Collins-Selbach, Columbus.....	1,227
1904—Kraus-Spies, Washington.....	1,184
1905—Stretch-Roife, Chicago.....	1,213
1906—Hamilton-Hussey, Philadelphia.....	1,263

SINGLES.

1901—Frank Brill, Chicago.....	648
1902—Fred Strong, Chicago.....	649
1903—David A. Jones, Milwaukee.....	683
1904—Martin Kern, St. Louis.....	647
1905—C. Anderson, St. Paul.....	651
1906—Frank T. Favour, Oshkosh.....	669

ILLINOIS STATE CHAMPIONSHIP.

The ninth annual state championship bowling tournament, ended May 27, 1906, was won by the Bensingers with 2,882 points. The Chicagos were second with 2,870 and the Phoenix club third with 2,700. The two-man event was won by F. Bartsch and C. H. Wood with 1,270 points and the individual event by J. Foley with 662 points. The record in each event to date stands:

FIVE-MAN TEAMS.

Year and team.	Average.
1898—Interclub league.....	803 5-15
1899—Interclub league.....	860 8-21
1900—Chicago league.....	918 3-39
1901—Chicago league.....	981 3-6
1902—Chicago league.....	966 5-6
1903—Chicago league.....	958 1-3
1904—Derhys, Chicago league.....	951
1905—West Side B. M. league.....	951 2-3
1906—Bensingers.....	960 2-3

TWO-MAN TEAMS.

Year and team.	Average.
1904—O. W. Schmidt-H. Steers.....	211 3-6
1905—P. Ward-D. McGuire.....	202 4-6
1906—C. H. Wood-F. Bartsch.....	211 4-6

INDIVIDUAL.

Year.	Winner and league.	Average.
1898—W. B. Hanna, Chicago.....		172 5-6
1899—H. E. Shepard, Chicago.....		190
1900—W. V. Thompson, Interclub.....		197 11-12
1901—Fred Worden, Anson.....		201 7-9
1902—J. E. Berlin, Sheridan.....		201 7-9
1903—Fred Worden, Star.....		214 1-3
1904—Andrew Hall, Chicago.....		210
1905—R. Wienold, Monroe.....		237
1906—James Foley, Union.....		220 2-3

CHICAGO CHAMPIONSHIP.

The individual bowling championship of Chicago in 1906 was won by R. Wienold of Lake View with a score of 659. G. Fisher was second with 655 and J. Byrne third with 647. In the two-man event Matthew Faetz and Ernest Schnelder of Lake View were the winners with a score of 1,221. Toemmel and Birren were second with 1,214. The tournament ended Jan. 7.

PEDESTRIANISM.

Edward Payson Weston walked from the city hall in Philadelphia to the city hall in New York May 23, 1906, in 23:26:00, breaking

his own record of 23:49:00 made in 1863. The distance by the road he took is 96 miles. Mr. Weston is 63 years old.

## PUGILISM.

Following is a list of the most noteworthy ring battles in the United States since 1882, the heavy-weight championship contests being first given:

Date.	Winner.	Loser.	Place.	Rounds.
Feb. 7, 1882	John L. Sullivan	Paddy Ryan	Mississippi City	9
July 8, 1889	John L. Sullivan	Jake Kilrain	Richburg, Miss.	75
Jan. 14, 1891	Bob Fitzsimmons	Jack Dempsey	New Orleans, La.	13
Sept. 7, 1892	James J. Corbett	John L. Sullivan	New Orleans, La.	21
Jan. 25, 1896	James J. Corbett	Charles Mitchell	Jacksonville, Fla.	3
Feb. 21, 1896	Bob Fitzsimmons	Peter Maher	Mexico	1
March 17, 1897	Bob Fitzsimmons	James J. Corbett	Carson City, Nev.	14
June 9, 1899	James J. Jeffries	Bob Fitzsimmons	Coney Island, N. Y.	11
Nov. 3, 1899	James J. Jeffries	Thomas J. Sharkey	Coney Island, N. Y.	25
Nov. 15, 1901	James J. Jeffries	Gus Ruhlin	San Francisco, Cal.	5
July 25, 1902	James J. Jeffries	Bob Fitzsimmons	San Francisco, Cal.	8
Aug. 14, 1903	James J. Jeffries	James J. Corbett	San Francisco, Cal.	10
Aug. 26, 1904	James J. Jeffries	Jack Munroe	San Francisco, Cal.	2
April 30, 1901	Terry McGovern	Oscar Gardner	San Francisco, Cal.	4
May 31, 1901	Terry McGovern	Herrera	San Francisco, Cal.	5
Nov. 23, 1901	Young Corbett	Terry McGovern	Hartford, Conn.	2
Feb. 22, 1902	Terry McGovern	Dave Sullivan	Louisville, Ky.	15
May 23, 1902	Young Corbett	Kid Broad	Denver, Col.	10
March 31, 1903	Young Corbett	Terry McGovern	San Francisco, Cal.	11
July 4, 1903	George Gardner	Jack Root	Buffalo, N. Y.	12
Nov. 25, 1903	Bob Fitzsimmons	George Gardner	San Francisco, Cal.	20
Feb. 29, 1904	Young Corbett	Dave Sullivan	San Francisco, Cal.	11
March 25, 1904	Jimmy Britt	Young Corbett	San Francisco, Cal.	20
July 29, 1904	Battling Nelson	Eddie Hanlon	San Francisco, Cal.	19
Feb. 28, 1905	Battling Nelson	Young Corbett	San Francisco, Cal.	9
Sept. 9, 1905	Battling Nelson	Jimmy Britt	Colma, Cal.	18
Sept. 3, 1906	Joe Gans	Battling Nelson	Goldfield, Nev.	42

## SHOOTING.

## RIFLE SHOOTING.

## SEAGIRT MEETING.

The fourth annual competition in rifle shooting of the National Board for the Promotion of Rifle Practice, the thirty-fourth competition of the National Rifle Association of America and the sixteenth competition of the New Jersey State Rifle association took place at Seagirt, N. J., Aug. 27-Sept. 10, 1906. The results in the principal events were as follows:

National Team Match—Conditions: Slow fire at 200, 600, 800 and 1,000 yards; rapid fire, 200 yards; skirmish fire, one run, two sighting shots and ten shots for record at each range. The United States infantry team won with a total score of 3,251 points; United States cavalry team second, 3,191; Massachusetts team third, 3,177; New York team fourth, 3,165; United States navy team fifth, 3,131; United States marine corps sixth, 3,113; Illinois team seventh, 3,038; New Jersey eighth, 3,036; Wisconsin ninth, 3,032; Washington tenth, 3,024.

National Individual Match—Conditions: 1,200, 600 and 800 yards slow fire, 200 yards rapid fire, one skirmish run, 1,000 yards slow fire. Lieut. T. H. Dillon of the United States marine corps won with a total of 313 points; Lieut. Humma of the United States cavalry second, 304; Private Brass of Montana third, 301.

Company Team Match (five men)—Co. H., 6th Massachusetts, won with 292 points.

Veteran Organization Team Match (six men)—Massachusetts won with 238 points.

Hale Match Squadded Competition—Lieut. W. A. Baker, 4th New Jersey, won with 50 points.

Leech Cup—Won by Capt. S. A. Wise of Massachusetts, score, 100; Corporal I. L. Eastman of Ohio second with 99.

Carbine Team Match (five men)—Second troop of Philadelphia won with a total of 299 points.

Championship Regimental Skirmish Match (six men)—Won by 1st battalion, United States engineers, 438 points.

Dryden Trophy Match (eight men)—Won by New Jersey with a score of 991; District of Columbia second, 959; United States cavalry third, 944; Illinois fourth, 944; United States navy fifth, 940.

Wimbledon Cup Match—Conditions: Squadded competition, open to all citizens of the United States; distance 1,000 yards; 29 shots. Capt. J. C. Semon, Ohio, won with a score of 46; Capt. H. M. Ball, New Jersey, second, 45; Sergt. C. R. Orr, Ohio, third, 45.

Regimental Championship Team Match (six men)—Won by 6th Massachusetts, score 772; 2d Ohio second, 735; 1st Maine third, 732.

## REVOLVER SHOOTING.

## SEAGIRT TOURNAMENT.

Championship Revolver Team Match (five men)—Conditions: Distance, 50 yards; each man to fire 15 shots, deliberate fire, one shot per minute; 15 shots in three strings of five shots each; 10 seconds time limit for each string. Squadron A, New York cavalry, won with a total of 960 points; Battery A, New Jersey, second, 731; Kansas national guard third, 604.

All-Comers' Squadded Revolver Match—Conditions: Distance, 50 yards; 15 shots, deliberate fire. J. A. Dietz won with a score of 129; T. Le Boutillier second, 128; R. H. Sayre third, 125.

## VINCENT CHALLENGE SHIELD.

The silver challenge shield donated by Sir Howard Vincent of England was won at Creedmoor, L. I., Oct. 2 and 3, 1906, by the rifle shooting team of the 7th regiment, national guard, New York, from a team representing the Queen's Westminster volunteers of London. The total scores of each

team over ranges of 500, 600, 800 and 1,000 yards were: Seventh regiment, 1,648; Queen's Westminster volunteers, 1,588.

**TARGET SHOOTING.**

**GRAND AMERICAN HANDICAP.**

The seventh Grand American handicap shoot at inanimate targets took place at Indianapolis, Ind., June 21-22, 1906. The winner of the handicap was S. E. Rogers of St. Louis, Mo., with a score of 94 out of a possible 100. The professional championship was won by Walter Hoff of Macon, Ga., with a score of 145 out of a possible 150, and the amateur championship was won by Guy Ward of Walnut Log, Tex., with a score of

144 out of 150. Grand American handicap winners to date:

Year.	Winner.	Score.
1900	R. O. Helkes	91
1901	E. C. Griffith	95
1902	C. W. Floyd	94
1903	M. Diefenderfer	94
1904	R. D. Guptaill	96
1905	R. R. Barber	99
1906	S. E. Rogers	94

**GRAND WESTERN HANDICAP.**

The first Grand Western handicap target tournament was held in Denver, Col., Aug. 21-24, 1906. W. R. Crosby was the winner with a score of 97. G. G. Pickett and R. Thompson were tied with him, each having made 97, but he won on the shoot-off.

**AUTOMOBILE RACING.**

**SPEED RECORDS.**

Several world's records were broken at the annual automobile races on the Ormond-

Distance.	Time.
1 kilometer	:18 2-5
Former record	:20 2-5
1 mile	:23 1-5
Former record	:32 4-5
2 miles	:58 4-5
5 miles	:2:47
Former record	:3:17
15 miles	:10:09
100 miles	:1:15:40 2-5
Former record	:1:18:24

**VANDERBILT CUP RACE.**

The third race for the Vanderbilt cup was run Saturday, Oct. 13, 1906, over a Long Island course beginning and ending at a point near Westbury. It was 29.7 miles long and was covered ten times, making the total distance 297 miles. The winner was Louis Wagner of France, driving a 110-horse-power French machine. His time was 4:50:10%, making his average speed 61.41 miles an hour. Lancia of Italy was second in 4:53:28%, and Duray of France third in 4:53:44%. Albert Clemens of France and Jenatzy of Germany were fourth and fifth respectively. There were eighteen starters. The record to date:

Year.	Winner.	Miles.	H.M.S.
1904	George Heath, France	302.4	5:26:45
1905	Hemery, France	283	4:36:08
1906	Louis Wagner, France	297	4:50:10%

**THE BENNETT CUP.**

There was no race for the Bennett cup in Europe in 1906. Following is the record of the event in previous years:

**WESTERN CHAMPIONSHIPS.**

The western championship tennis tournament of 1906 took place on the courts of the Kenwood Country club, Chicago, July 21-30. Nat Emerson of Cincinnati won in the finals of the men's singles by defeating L. H. Waldner by the score of 6-2, 6-1, 6-4. In the challenge match Emerson was defeated by Krelgh Collins, 6-2, 6-4, 4-6, 6-2. Waldner and Emerson won in the men's doubles by defeating Krelgh Collins and R. G. Hunt, 6-4, 0-6, 6-4, 2-6, 6-4. In the women's singles Mrs. R. B. Neff won in the finals from Miss Miriam Steever, 5-7, 6-4, 6-2. In the wom-

Daytona beach course in Florida Jan. 23-30, 1906. The following table shows the best performances at the meeting:

Driver.	Car.	Date.
Marriott	Stanley	Jan. 26, 1906
Hemery	Darracq	Dec. 30, 1905
Marriott	Stanley	Jan. 25, 1906
H. L. Bowden	Mercedes	Jan. 31, 1905
Demogeot	Darracq	Jan. 29, 1906
Marriott	Stanley	Jan. 27, 1906
Macdonald	Napier	Jan. 31, 1905
Lancia	Fiat	Jan. 27, 1906
Earp	Napier	Jan. 27, 1906
Fletcher	De Dietrich	Jan. 30, 1905

Year.	Winner.	Miles.	H.M.S.
1900	M. Charron, France	351	9:09:39
1901	M. Girardot, France	327	8:50:30
1902	S. F. Edge, England	383	10:42:00
1903	M. Jenatzy, Germany	386	8:36:00
1904	R. B. Thery, France	350	5:50:03
1905	R. B. Thery, France	342	7:02:42%

**LE GRAND PRIX.**

Instead of the Bennett cup race "Le Grand Prix" (the grand prize) contest was substituted. It took place on the Sarthe circuit in France June 26-27, 1906. The total distance was 774 miles, 387 being covered each day. The race was won by Francois Sisz in 12:14:05%, an average of 63.35 miles an hour. Nazaro was second and Clement third. There were thirty-two starters.

**CHICAGO-NEW YORK RECORD.**

The record by automobile between Chicago and New York is 56:58:00. It was made by L. L. Whitman Sept. 4-5, 1906. The route followed was via South Bend, Toledo, Cleveland, Erie, Buffalo, Rochester, Syracuse, Utica, Albany and along the east side of the Hudson to New York.

**LAWN TENNIS.**

en's doubles Miss Neely and Mrs. Neff won from the Misses Parker and Steever, 6-0, 6-2. In the mixed doubles Mr. Hunt and Mrs. Neff won from Mr. Hayes and Mrs. Barnes, 7-5, 6-1.

**NORTHWESTERN CHAMPIONSHIPS.**

The northwestern tennis championship tournament of 1906 took place at Lake Minnetonka, Minn., July 30-Aug. 6. In the singles L. H. Waldner defeated Nat Emerson, 6-3, 6-3, 3-6, 6-4, but in the challenge round he was defeated by Krelgh Collins, 4-6, 6-3, 7-5, 1-6, 6-2. R. G. Hunt and Ward Burton



won the championship in doubles, defeating Jayne and Love, 6-2, 4-6, 6-2, 6-4.

#### EASTERN CHAMPIONSHIPS.

At the Longwood tennis tournament, July 23-30, 1906, H. H. Hackett and F. B. Alexander won the eastern championship in doubles by defeating W. J. Clothier and W. A. Larned, 7-9, 4-6, 6-2, 8-10, 6-3. In the singles Karl H. Behr won, defeating W. J. Clothier, 6-1, 8-6, 6-4. In the challenge match for the Longwood cup William A. Larned won from Karl H. Behr, 8-6, 3-6, 6-2, 6-3.

#### NATIONAL CHAMPIONSHIPS.

In the national championship tennis tournament at Newport, R. I., Aug. 21-28, 1906, W. J. Clothier was the winner in the finals of the singles, defeating Karl H. Behr, 6-2, 6-4, 6-2. Hackett and Alexander, eastern champions in doubles, were to have met Emerson and Waidner, the western champions, but Emerson was disabled by an injury, and the eastern men won the right to challenge the national champions, Holcombe Ward and Beals C. Wright, by default. In the match played Aug. 22, Ward and Wright retained their title by defeating Hackett and Alexander, 6-3, 3-6, 6-3, 6-3. W. J. Clothier won the national championship in singles Aug. 29 by defeating Beals C. Wright, 6-3, 6-0, 6-4.

#### MIDDLE-WEST CHAMPIONSHIPS.

In the sixth annual tournament of the Middle-West Tennis association at Omaha, Neb., Aug. 20-25, 1906, Mr. Gilman defeated F. R. Sanderson in the singles, 8-6, 6-2, 6-4, and Kreigh Collins and C. C. Peters defeated Dr. Blatherwick and Walter Hayes in doubles, 6-4, 3-6, 8-10, 6-3. In the challenge doubles Collins and Peters defeated Sanderson and Fletcher, 6-4, 6-1, 6-3, and in the challenge singles Hayes defeated Gilman, 6-4, 6-2, 7-5.

#### ILLINOIS CHAMPIONSHIPS.

The Illinois championship tennis tournament of 1906 was held on the courts of the Aztec Tennis club, Chicago, July 9-16. In the singles Heath Byford defeated Buell McKeever, 4-6, 6-3, 6-1, and in the doubles Waidner and Peters defeated McKeever and Beard, 6-3, 6-4, 6-1. In the challenge match L. H. Waidner retained the title of Illinois champion by defeating H. Byford, 4-6, 6-3, 6-1, 6-4. Miss Miriam Steever won the wom-

en's championship in singles by defeating Miss Edythe Parker, holder of the title, 7-5, 6-4.

#### INTERNATIONAL CHAMPIONSHIPS.

R. F. and M. L. Doherty successfully defended their title to the Dwight F. Davis international challenge cup at Wimbledon, England, June 16, defeating the American challengers, Holcombe Ward and Raymond D. Little, by the score of 3-6, 11-9, 10-8, 6-1. The Americans had previously defeated the Australasian players. In singles, S. H. Smith of England defeated R. D. Little, American, 6-4, 6-4, 6-1, and R. L. Doherty, England, defeated Holcombe Ward, American, 6-2, 8-6, 6-3. In the contest for the All-England championship Kreigh Collins and Raymond D. Little, representing America, were defeated July 2 by C. H. L. Cazalet and G. Simond, British, by the score, 2-6, 7-9, 6-3, 6-4, 6-4.

Miss May Sutton of California, holder of the women's tennis championship of Great Britain, lost the title at Wimbledon, England, July 5, by being defeated by Miss Douglass, 6-3, 9-7. Miss Sutton won the championship of Wales July 14 at Newport, England, by defeating Miss Garütt, 6-1, 6-0.

#### TRISTATE CHAMPIONSHIPS.

In the annual tristate tennis tournament in Cincinnati, O., Sept. 3-8, 1906, the championship in singles was won by Robert Leroy of New York, who defeated R. D. Little in the finals, 9-7, 12-10, 6-1. In doubles Behr and Little defeated Emerson and Hunt, 6-4, 8-6, 6-3. In the women's final of the singles Miss Florence Sutton beat Miss Marjorie Dodd, 6-0, 6-1. In the women's doubles Miss May Sutton and Miss Dodd defeated Miss Florence Sutton and Miss Belden, 6-3, 3-6, 6-3. In the mixed doubles A. C. Way and Miss May Sutton won from Kreigh Collins and Miss Belden. In the challenge matches Beals C. Wright defeated Robert Leroy, 6-4, 6-4, 4-6, 4-6, 6-2. In ladies' singles May Sutton defeated Florence Sutton, 7-5, 6-2.

#### COURT TENNIS.

In the final round of the amateur court tennis championship of Great Britain at the Queen's club, May 5, 1906, Jay Gould of Lakewood, N. J., defeated H. J. Hill, 6-3, 6-1, 6-1. He met Eustace Miles, holder of the championship, May 9, and was defeated three sets to one, Miles thereby becoming the world's champion at covered-court tennis.

#### MISCELLANEOUS SPORTS.

##### BILLIARDS.

##### PROFESSIONAL CHAMPIONSHIP.

George F. Slosson won the 18-inch, two shots in, balk-line billiard championship of the world in a tournament held in New York city, April 9-21, 1906. The highest run (234) and the highest average (100) were made by George Sutton April 17, when he defeated Willie Hoppe by a score of 500 to 118. The average is the world's record at this style of game. Score:

Player.	Games won.	Games lost.	Games High run.
Slosson	5	1	153
Schaefer	4	2	171
Sutton	4	2	234
Hoppe	3	3	177
Cure	2	4	100
Cutler	2	4	146
Morningstar	1	5	82

##### CHICAGO TOURNAMENT.

In a tournament held in Chicago May 7-12, Willie Hoppe not only won without losing a game, but established a world's record for 18-2 balk-line billiards by making a run of 307 when he defeated Jake Schaefer May 11 by a score of 500 to 193. Score of tournament:

Player.	Games won.	Games lost.	High run.
Hoppe	4	0	307
Sutton	3	1	236
Schaefer	1	3	107
Cure	1	3	126
Slosson	1	3	142

##### WILLIE HOPPE, WORLD'S CHAMPION.

Willie Hoppe, 18 years old and a resident of New York city, defeated Maurice Vi-

gnaux in Paris, France, Jan. 17, 1906, at 18-inch, one shot in, balk-line billiards by a score of 500 to 323. March 27 he defeated George Slosson in New York city at the same style of game by a score of 500 to 381. These victories made him the undisputed champion of the world in 18-1 billiards.

#### AMATEUR CHAMPIONSHIP.

Edward F. Gardner of Passaic, N. J., won the amateur 14-inch balk-line billiard championship of the United States of 1906 in a tournament held in Chicago April 12-21. Following is the record made by the contestants:

Player.	Games won.	Games lost.	High run.
Gardner .....	5	0	83
Demarest .....	3	2	83
Poggenburg .....	3	2	112
Wright .....	3	2	127
Conklin .....	1	4	51

In playing off the tie Demarest took second place and Poggenburg third. Charles F. Conklin won the championship in 1905. Previous winners: Arthur Townsend, E. Gardner, Wilson P. Foss and J. F. Poggenburg.

#### WHIST.

##### TROPHY WINNERS SINCE 1901.

Year.	Trophy.	Winning club.
1901—	A. W. L. Challenge.....	Minneapolis
	Hamilton .....	Chicago
	Minneapolis .....	Ypsilanti
1902—	A. W. L. Challenge.....	Philadelphia
	Hamilton .....	Cleveland
	Minneapolis .....	Milwaukee
	Brooklyn .....	New York
1903—	A. W. L. Challenge.....	Baltimore
	Hamilton .....	Cleveland
	Minneapolis .....	Grand Rapids
	Brooklyn .....	Michigan
1904—	A. W. L. Challenge.....	Mpls. & St. Paul
	Hamilton .....	Racine, Wis.
	Minneapolis .....	Scranton, Pa.
	Brooklyn .....	Minnesota

Year.	Trophy.	Winning club.
1905—	Hamilton .....	Chicago
	Minneapolis .....	Chicago
	Brooklyn .....	Chicago
1906—	Hamilton .....	Brookline, Mass.
	Minneapolis .....	Providence, R. I.
	Brooklyn.....	New England Whist league
	Associate .....	Cincinnati, O.

The officers of the American Whist league are. President, Henry T. Fry, Chicago, Ill.; vice-president, David Muhlfelder, Albany, N. Y.; recording secretary, E. C. Montgomery, Minneapolis, Minn.; corresponding secretary, Clarence W. Vail, Brooklyn, N. Y.; treasurer, E. G. Comstock, Milwaukee, Wis.

#### CHESS.

Frank J. Marshall, American, was the winner in an international chess tournament at Nuremberg, Germany, beginning July 23 and ending Aug. 16, 1906. He took first prize with 12½ wins. O. Duras, Bohemian, was second with 11 wins, while Schlechter and Fleischmann divided third prize.

In the Western Chess association championship tournament ended Aug. 27, 1906, Harry F. Lee of Chicago, George H. Wolbrecht of St. Louis and Magnus M. Smith of Winnipeg tied for first place with 5 wins and 2 losses each. They divided the prize money equally.

#### ROQUE.

Clifford Howard of Washington, D. C., won the championship medal for 1906 at the tournament of the National Roque association at Norwich, Conn., in August. The Van Winkle gold medal was won by Harold Bosworth of New London, Conn.

#### SKAT.

In the skat congress at Buffalo, N. Y., in July, 1906, Otto Klemp of Hustisford, Wis., won the first prize, an automobile. He won twenty-five games and scored 706 points. The second prize went to C. Kocker of Detroit, Mich.

#### NATIONAL PARKS IN THE UNITED STATES.

NAME.	Location.	Created.	Acres.
Antietam.....	Maryland.....	Aug. 20, 1890.....	43
Casa Grande Ruin.....	Arizona.....	June 22, 1892.....	480
Chickamauga and Chattanooga.....	Georgia and Tennessee.....	Aug. 18, 1890.....	6,195
Crater Lake.....	Oregon.....	May 22, 1902.....	159,360
General Grant.....	California.....	Oct. 1, 1890.....	2,560
Gettysburg.....	Pennsylvania.....	Feb. 11, 1895.....	877
Hot Springs Reservation.....	Arkansas.....	June 16, 1880.....	912
Mount Rainier.....	Washington.....	May 22, 1890.....	207,360
Rock Creek.....	District of Columbia.....	Sept. 27, 1890.....	1,606
Sequoia.....	California.....	Oct. 1, 1890.....	160,000
Shiloh.....	Tennessee.....	Dec. 27, 1894.....	3,000
Vicksburg.....	Mississippi.....	Feb. 21, 1890.....	1,233
Wind Cave.....	South Dakota.....	Jan. 9, 1903.....	.....
Yellowstone.....	Montana and Wyoming.....	March 1, 1872.....	2,142,720
Yosemite.....	California.....	Oct. 1, 1890.....	967,680
Zoological.....	District of Columbia.....	March 2, 1889.....	170

#### MINE RIOTS IN CANANEA, MEXICO.

Disturbances caused by a strike of Mexican laborers employed by the Greene Consolidated Copper company in its mine at Cananea, Mexico, resulted in the killing of four Americans and twelve Mexicans June 1 and 2, 1906. It was charged

that politics also had something to do with the collision, agents working against the interests of President Diaz having incited the workmen to acts of violence. Order was restored by Mexican troops hurried to the scene from neighboring points.

## NORTHWESTERN GAME AND FISH LAWS.

Revised to Oct. 1, 1906.

NOTE—The laws as given below are necessarily very much condensed and many of the restrictions as to modes of hunting and fishing and as to the transportation, export and sale of game are omitted. Copies of the state laws may usually be obtained by writing to the commissioners and wardens whose names and addresses are given. The dates are for the open season except where it is otherwise specified.

## ILLINOIS.

**GAME**—Deer protected until 1914; quail, Nov. 10 to Dec. 20; prairie chicken and partridges (after 1907), Aug. 31 to Oct. 1; woodcock or mourning doves, Aug. 1 to Dec. 1; snipe and plover, Sept. 1 to May 1; squirrels, July 1 to Dec. 31; pheasants cannot be killed until after 1908; wild geese, ducks, brant or other waterfowl, Sept. 1 to April 15. One person is limited to thirty-five ducks and other game birds in one day. The killing of wild birds other than sparrows, hawks and crows is forbidden.

**FISH**—Fishing with nets, June 1 to April 15; with seines, July 1 to April 15; fishing with hook and line, all the year. Black bass, pike and pickerel may be taken only with hook and line. The meshes of seines must be at least 1½ inches square. Minimum length or weight of fishes allowed to be sold: Black bass, 11 inches; white or striped bass, 8; rock bass, 7; river croppie, 7; white croppie, 8; yellow perch, 6; wall-eyed pike, 15; pike or pickerel, 18; buffalo, 15; German carp, 13; native carp, 12; sunfish, 6; red-eyed perch, 6; white perch, 10; common whitefish, 1½ pounds; lake trout, 1½ pounds.

**LICENSES**—Issued by secretary of state; hunting license for nonresidents, \$15.50; residents, \$1.

State Game Commissioner—A. J. Lovejoy, Springfield, Ill.

## WISCONSIN.

**GAME**—Deer, Nov. 11 to Nov. 30; restrictions in certain counties; kill limit, two deer in one season. Woodcock, partridge, pheasant, prairie chicken, grouse, plover and snipe, Sept. 1 to Dec. 1; prairie chicken, Sept. 1 to Oct. 15 (protected in some counties for four years); wild duck or other aquatic fowl, Sept. 1 to Jan. 1; wild goose or brant, Sept. 1 to April 1; rabbits and squirrels, Sept. 1 to March 1; fisher, marten or mink, Nov. 1 to March 1; otter, Nov. 1 to Feb. 15; muskrat, Nov. 1 to May 1; beaver, no open season.

**FISH**—Game fish, May 25 to March 1; brook trout, May 1 to Aug. 1.

**LICENSES**—Nonresidents, for all kinds of game, \$25; for all kinds except deer, \$10; license for residents, \$1.

State Game Warden—Jonas Swenholt, Madison, Wis.

## MICHIGAN.

**GAME**—Deer, Nov. 10 to 30, inclusive, except on Bois Blanc island and in Lapeer, Huron, Monroe, Sanilac, Tuscola, Macomb, Allegan, Ottawa, St. Clair, Lake, Osceola, Clare, Mason, Manistee, Wexford, Missaukee, Newaygo, Mecosta, Isabella, Benzie, Leelanaw, Grand Traverse, Oceana and Gladwin counties, where deer are protected until 1908; moose, elk and caribou, protected

until 1913; one deer may be shipped out of state by nonresident hunters; prairie chicken, pheasants, wild turkeys and wild pigeons protected until 1910 and quail until 1907; squirrels, Oct. 15 to Nov. 30; otter, fisher and marten, Nov. 15 to May 1; mink, raccoon, skunk and muskrats, all the year except September and October; spruce hen and partridge, Oct. 15 to Dec. 1 in lower peninsula and Oct. 1 to Dec. 1 in upper peninsula; ducks, geese and other waterfowl, Sept. 1 to Jan. 1.

**FISH**—Speckled trout, grayling, landlocked salmon, California trout and German brown trout, May 1 to Sept. 1, to be taken with hook and line only; black bass, May 20 to April 1, with hook and line only; limit of catch, fifty in one day.

**LICENSES**—Nonresidents (for deer), \$25; residents, \$1.50.

Commissioner—Charles H. Chapman, Sault Ste. Marie, Mich.

## MINNESOTA.

**GAME**—Deer, male moose and male caribou, Nov. 10 to 30; kill limit for moose one and for deer two; doves, snipe, prairie chicken, grouse, woodcock and plover, Sept. 1 to Nov. 1; quail, ruffed grouse, partridge and pheasant, Oct. 1 to Dec. 1; wild ducks, geese, brant and other aquatic fowls, Sept. 1 to Dec. 1; kill limit, fifteen birds a day; mink, muskrat, otter and beaver, Nov. 1 to May 1.

**FISH**—Trout, April 15 to Sept. 1; black, gray or Oswego bass, May 29 to March 1; pike, muskellunge, whitefish, croppie, perch, sunfish, sturgeon, lake trout and catfish, May 1 to March 1; pickerel, suckers, bullheads, red horse and carp may be taken at any time in any manner.

**LICENSES**—Nonresidents, \$25 for all game and \$10 for game birds; licenses obtained from state commissioners; resident license, obtained from county auditors, \$1.

Executive Agent of Game and Fish Commissioners—Samuel F. Fullerton, St. Paul, Minn.

## IOWA.

**GAME**—Pinnated grouse and prairie chicken, Sept. 1 to Dec. 1; woodcock, July 10 to Jan. 1; ruffed grouse, pheasants, wild turkey and quail, Nov. 1 to Dec. 15, wild duck, goose and brant, Sept. 1 to April 15; squirrels, Sept. 1 to Jan. 1; beaver, mink, otter, muskrat, Nov. 1 to April 1.

**FISH**—Trout and salmon, March 1 to Nov. 1; bass, pike, croppies and other game fish, May 15 to Nov. 15.

**LICENSES**—Nonresidents, \$10.50 for each county.

Warden—George A. Lincoln, Cedar Rapids, Iowa.

## INDIANA.

**GAME**—Quail, ruffed and pinnated' grouse, prairie chicken, Nov. 10 to Jan. 1; squirrels, Aug. 1 to Oct. 1 and Nov. 10 to Jan. 1; wild geese, ducks, brant and other wild waterfowl, Sept. 1 to April 15; wild doves, Aug. 15 to Oct. 1 and Nov. 10 to Jan. 1; wild deer, turkeys and pheasants protected. There is an entirely closed season on all hunting except of wild duck and other waterfowl from Oct. 1 to Nov. 10 of each year.

**FISH**—Fishing with hook and line lawful during whole year; open season otherwise, April 1 to Dec. 1. Closed season on fishing in inland lakes from March 20 to May 15; fishing through ice prohibited.

**LICENSES**—Resident, \$1; issued by clerks of County Circuit courts; nonresident, \$15.50, issued from office of game commissioner.

Game Commissioner—Z. T. Sweeney, Columbus, Ind.

#### NEBRASKA.

**GAME**—Deer and antelope, with horns, Aug. 15 to Nov. 15; prairie chicken, sage chicken and grouse, Sept. 1 to Nov. 30; quail, Nov. 15 to Nov. 30; wild ducks, geese, brant, swans, cranes and game waterfowl, Sept. 1 to April 15; snipe, Sept. 1 to May 15; wild pigeons, doves and plover, July 1 to July 31.

**FISH**—Trout, April 1 to Sept. 30; all other fish, April 1 to Nov. 15.

**LICENSES**—For residents, \$1; nonresidents, \$10; issued by county clerks.

Chief Deputy Game and Fish Commissioner—George B. Simpkins, Lincoln, Neb.

#### COLORADO.

**GAME**—Deer, having horns, Sept. 25 to Oct. 15; mountain sheep, antelope and elk protected; prairie chickens and grouse, Sept. 1 to Oct. 20; sage chickens, Aug. 1 to Oct. 1; wild turkey protected; wild waterfowl, Sept. 10 to April 15, except in altitudes above 7,000 feet, where season opens Sept. 15 and closes May 1; doves, Aug. 1 to Aug. 15; quail protected.

**FISH**—Trout not less than seven inches long and other fish, June 1 to Oct. 31.

**LICENSES**—General hunting license for nonresidents, \$25; bird-hunting license in each county, \$2 first day and \$1 for each additional day; general state license, \$1.

Commissioner—John M. Woodward, Denver, Col.

#### NORTH DAKOTA.

**GAME**—Prairie chicken, pinnated grouse, sharp-tailed grouse, ruffed grouse, woodcock, Sept. 1 to Oct. 15; quail and pheasant protected; wild duck, Sept. 1 to May 1; wild geese, cranes and brant, Sept. 1 to May 1; buffalo, moose, elk, caribou, mountain sheep, permanently protected; deer, Nov. 10 to Dec. 1; beaver and otter protected; antelope protected until 1911.

**FISH**—Pike, pickerel, perch, croppie, trout, buffalo, bass and muskellunge, May 1 to Jan. 1; fishing with hook and line alone allowed.

**LICENSES**—Nonresident, \$25; resident, 75 cents.

Warden—Ever Wagness, Devil's Lake, N. D.

#### SOUTH DAKOTA.

**GAME**—Buffalo, elk, deer, mountain sheep, Nov. 15 to Dec. 15; prairie chicken, grouse, woodcock and quail, Sept. 1 to Jan. 1; wild ducks, geese and brant, Sept. 1 to May 1; plover and curlew, Sept. 1 to May 15; beaver and otter protected until 1911.

**FISH**—Bass, carp, shad and croppies, May 1 to Oct. 1; trout, May 1 to Sept. 1.

**LICENSES**—For nonresident, who must be accompanied by a warden as guide, \$25; issued by county treasurers.

Wardens—Each county has a fish and game warden.

#### MONTANA.

**GAME**—Deer, mountain sheep, Sept. 1 to Dec. 1; elk, Sept. 1 to Dec. 1; prairie

chickens, sage hens and partridge, Sept. 1 to Dec. 1; wild waterfowl, Sept. 1 to Dec. 1.

**FISH**—No restrictions.

**LICENSES**—Nonresident, for big game, \$25; for bird hunting and fishing, \$10.

Warden—William F. Scott, Helena, Mont.

#### IDAHO.

**GAME**—Moose, buffalo, antelope and caribou protected permanently; deer, elk, mountain sheep, Sept. 1 to Dec. 31; quail, Nov. 1 to Dec. 1; sage hens, July 15 to Dec. 1; turtle doves and snipe, Feb. 15 to July 15; partridges, pheasants, grouse, prairie chicken, Aug. 15 to Dec. 1; ducks, Sept. 15 to Feb. 15; geese and swans, Sept. 15 to Feb. 15.

**FISH**—Trout, grayling, bass and sunfish, with hook and line only, Nov. 1 to April 1.

Warden—T. W. Bartley, Moscow, Idaho.

#### WYOMING.

**GAME**—Deer, elk, antelope, mountain sheep, Sept. 15 to Nov. 15; moose and marten protected until 1912; ducks and geese, Sept. 1 to May 1; partridges, pheasant, prairie chicken, Sept. 1 to Dec. 1; grouse, Sept. 1 to Dec. 1.

**FISH**—Fishing open year round.

**LICENSES**—For nonresidents, \$50; guides must be employed.

Warden—D. C. Nowlin, Lander, Wyo.

#### ONTARIO.

**GAME**—Deer, Nov. 1 to Nov. 15; moose, reindeer, caribou, south of Canadian Pacific railroad, Nov. 1 to Nov. 15; north of railroad, Oct. 16 to Nov. 15; elk protected; wild turkeys, pheasants, beaver and otter protected; grouse, partridge, woodcock, squirrels and hares, snipe, plover or other shore birds, Sept. 15 to Dec. 15; swans and geese, Sept. 15 to May 1.

**FISH**—Bass, June 15 to April 15; speckled trout, April 30 to Sept. 15; whitefish and salmon trout, all the year except in November; pickerel, May 15 to April 15.

**LICENSES**—Nonresident, for hunting, \$25; resident, to hunt deer, \$2; nonresident, fishing, \$15 for two weeks, \$20 for three weeks and \$25 for four weeks.

Chairman—W. M. Smith, Strathroy.

#### MANITOBA.

**GAME**—Male deer, antelope, elk, moose and caribou, Sept. 15 to Dec. 1; female deer, etc., permanently protected; otter, sable, Oct. 1 to May 15; marten, Nov. 1 to April 15; grouse, prairie chicken, pheasant, partridge, Sept. 15 to Nov. 15; plover, quail, woodcock, snipe, Aug. 1 to Jan. 1; ducks, Sept. 1 to Jan. 1.

**FISH**—Pickerel, May 15 to April 15; speckled trout, Jan. 1 to Oct. 1.

**LICENSES**—For nonresident, \$25; issued by minister of agriculture.

Warden—C. Barber, Winnipeg.

#### BRITISH COLUMBIA.

**GAME**—Deer, Sept. 1 to Dec. 15; bull caribou, buck elk, bull moose, grouse and prairie chicken, Sept. 1 to Jan. 1; mountain goat, Sept. 1 to Dec. 15.

**FISH**—No restrictions.

**LICENSES**—For all except officers in government service, \$50; issued by any provincial officer.

Superintendent—F. S. Hussey, Victoria.

NATIONAL POLITICAL COMMITTEES (1904-1908).

REPUBLICAN.

Headquarters—911 Colorado building, Washington, D. C.

Chairman—George B. Cortelyou, New York.

Vice-Chairman—Harry S. New, Indiana.

Secretary—Elmer Dover, Ohio.

Treasurer—Cornelius William, New York.

Sergeant-at-Arms—William F. Stone, Maryland.

Executive Committee—Harry S. New, Indiana; Frank O. Lowden, Illinois; R. B. Schneider, Nebraska; David W. Mulvane, Kansas; George A. Knight, California; Elmer Dover, Ohio; Charles F. Brooker, Connecticut; N. B. Scott, West Virginia; Franklin Murphy, New Jersey; William L. Ward, New York; C. N. Bliss, New York.

Alabama—Charles H. Scott....Montgomery

Arkansas—Powell Clayton....Eureka Springs

California—George A. Knight....San Francisco

Colorado—A. M. Stevenson.....Denver

Connecticut—Charles F. Brooker....Ansonia

Delaware—John E. Addicks.....Wilmington

Florida—J. N. Coombs.....Apalachicola

Georgia—Judson W. Lyons.....Augusta

Idaho—W. B. Heyburn.....Wallace

Illinois—Frank O. Lowden.....Chicago

Indiana—Harry S. New.....Indianapolis

Iowa—Ernest E. Hart.....Council Bluffs

Kansas—David W. Mulvane.....Topeka

Kentucky—John W. Yerkes.....Danville

Louisiana—Pearl Wright.....New Orleans

Maine—John F. Hill.....Augusta

Maryland—S. A. Williams.....Belair

Massachusetts—W. Murray Crane....Dalton

Michigan—John W. Blodgett....Grand Rapids

Minnesota—Frank B. Kellogg.....St. Paul

Mississippi—L. B. Moseley.....Jackson

Missouri—Thomas J. Akins.....St. Louis

Montana—John D. Waite.....Lewistown

Nebraska—Charles H. Morrill.....Lincoln

Nevada—Patrick L. Flanagan.....Reno

New Hampshire—F. S. Streeter....Concord

New Jersey—Franklin Murphy.....Newark

New York—William L. Ward....Port Chester

North Carolina—E. C. Duncan....Raleigh

North Dakota—Alex. McKenzie....Bismarck

Ohio—Myron T. Herlek.....Cleveland

Oregon—Charles H. Carey.....Portland

Pennsylvania—Botes Penrose....Philadelphia

Rhode Island—C. R. Brayton....Providence

South Carolina—John G. Capers....Charleston

South Dakota—J. M. Greene....Chamberlain

Tennessee—Walter P. Brownlow....Jonesboro

Texas—Cecil A. Lyon.....Sherman

Utah—C. E. Loose.....Provo

Vermont—James W. Brock.....Montpelier

Virginia—George E. Bowden.....Norfolk

Washington—Levi Ankeny.....Walla Walla

West Virginia—N. B. Scott.....Wheeling

Wisconsin—J. W. Babcock.....Necedah

Wyoming—George E. Pexton.....Evanston

Alaska—John G. Held.....Juneau

Arizona—W. S. Sturgis.....Phoenix

Dist. of Col.—R. Reyburn.....Washington

Hawaii—A. G. M. Robertson.....Honolulu

Indian Territory—P. L. Soper.....Vinita

New Mexico—Solomon Luna.....Los Lunas

Oklahoma—C. M. Cade.....Shawnee

Philippine Isl'nds—Henry B. McCoy....Manila

Porto Rico—R. H. Todd.....San Juan

CHAIRMEN STATE COMMITTEES 1906.

Alabama—Joseph O. Thompson....Birmingham

Arkansas—H. L. Rimmel.....Little Rock

California—George Stone.....San Francisco

Colorado—D. B. Fairley.....Denver

Connecticut—Michael Kenealy.....Stamford

Delaware—J. Frank Allee.....Dover

Florida—Henry S. Chubb.....Gainesville

Georgia—W. H. Johnson.....Columbus

Idaho—J. H. Brady.....Boise

Illinois—Roy O. West.....Chicago

Indiana—James P. Goodrich.....Indianapolis

Iowa—R. H. Spence.....Mount Ayr

Kansas—W. R. Stubbs.....Lawrence

Kentucky—Richard P. Ernst.....Covington

Louisiana—F. B. Williams.....Patterson

Maine—F. M. Simpson.....Bangor

Maryland—John B. Hanna.....Belair

Massachusetts—Thomas Talbot.....Boston

Michigan—Gerrit J. Diekema.....Holland

Minnesota—Conde Hamlin.....St. Paul

Mississippi—F. W. Collins.....Jackson

Missouri—T. K. Niedringhaus.....St. Louis

Montana—Lee Mantle.....Butte

Nebraska—W. P. Warner.....Lincoln

Nevada—George T. Mills.....Carson City

New Hampshire—J. H. Gallinger....Concord

New Jersey—Frank O. Briggs.....Newark

New York—William Barnes, Jr....New York

North Carolina—Thos. S. Rollins....Asheville

North Dakota—L. B. Hanna.....Fargo

Ohio—Charles Dick.....Akron

Oregon—Frank C. Baker.....Portland

Pennsylvania—W. R. Andrews....Philadelphia

Rhode Island—F. E. Holden.....Providence

South Carolina—E. H. Deas.....Darlington

South Dakota—Frank Crane.....Pierre

Tennessee—J. C. R. McCall.....Nashville

Texas—Cecil A. Lyon.....Sherman

Utah—William Spry.....Salt Lake City

Vermont—Thad. M. Chapman....Middlebury

Virginia—Park Agnew.....Alexandria

Washington—E. B. Palmer.....Seattle

West Virginia—Elliott Northcott....Huntington

Wisconsin—W. D. Connor.....Milwaukee

Wyoming—J. A. Van Orsdel.....Cheyenne

Alaska—John T. Spickett.....Juneau

Arizona—W. F. Nichols.....Phoenix

Indian Ter.—Cyrus G. Kean.....Wynnewood

New Mexico—H. O. Bursum.....Santa Fe

Oklahoma—Charles H. Filson.....Guthrie

Hawaii—Clarence L. Crabbe.....Honolulu

Porto Rico—M. F. Rossy.....San Juan

DEMOCRATIC.

Headquarters—1 West 34th street, New York, N. Y.

Chairman—Thomas Taggart, Indiana.

Vice-Chairman—De Lancy Nicoll, New York.

Treasurer—Geo. Foster Peabody, New York.

Secretary—Urey Woodson, Kentucky.

Sergeant-at-Arms—John I. Martin.

Executive Committee—William F. Sheehan, chairman; August Belmont, James Smith, Jr., James M. Guffey, John R. McLean, Thomas S. Martin, Timothy E. Ryan.

Alabama—Henry D. Clayton.....Eufaula

Arkansas—William H. Martin....Hot Springs

California—M. F. Tarpey.....San Francisco

Colorado—John I. Mullins.....Denver

Connecticut—Homer S. Cummings....Stamford

Delaware—Richard F. Kenney.....Dover

Florida—Jefferson B. Browne.....Tallahassee

Georgia—Clark Howell.....Atlanta

Idaho—Simon P. Donnelly.....Lake View

Illinois—Roger C. Sullivan.....Chicago

Indiana—Thomas Taggart.....Indianapolis

Iowa—W. W. Marsh.....Ottumwa

Kansas—John H. Atwood.....Leavenworth

Kentucky—Urey Woodson.....Owensboro

Louisiana—N. C. Blanchard.....Shreveport  
 Maine—George E. Hughes.....Bath  
 Maryland—L. Victor Baughman.....Frederick  
 Massachusetts—William A. Gaston.....Boston  
 Michigan—Daniel J. Campau.....Detroit  
 Minnesota—T. T. Hudson.....Duluth  
 Mississippi—C. H. Williams.....Yazoo City  
 Missouri—W. A. Rothwell.....Moberly  
 Montana—Charles W. Hoffman.....Bozeman  
 Nebraska—James C. Dahlman.....Omaha  
 Nevada—John H. Dennis.....Reno  
 New Hampshire—True L. Norris.....Portsmouth  
 New Jersey—William B. Gourley.....Paterson  
 New York—Norman E. Mack.....Buffalo  
 North Carolina—Josephus Daniels.....Raleigh  
 North Dakota—H. D. Allert.....Langdon  
 Ohio—John R. McLean.....Cincinnati  
 Oregon—Frederick V. Holman.....Portland  
 Pennsylvania—J. M. Guffey.....Pittsburg  
 Rhode Island—G. W. Greene.....Woonsocket  
 South Carolina—B. R. Tillman.....Trenton  
 South Dakota—E. S. Johnson.....Armour  
 Tennessee—R. E. L. Mountcastle.....Knoxville  
 Texas—R. M. Johnston.....Houston  
 Utah—D. H. Peery.....Salt Lake City  
 Vermont—Bradley B. Smalley.....Burlington  
 Virginia—J. Taylor Elyson.....Richmond  
 Washington—John Y. Terry.....Seattle  
 West Virginia—John T. McGraw.....Grafton  
 Wisconsin—Timothy E. Ryan.....Waukesha  
 Wyoming—John E. Osborne.....Rawlins  
 Alaska—Arthur K. Dalany.....Juneau  
 Arizona—Ben. M. Crawford.....Clifton  
 Dist. of Col.—James L. Norris.....Washington  
 Hawaii—Palmer P. Woods.....Mahukoma  
 Indian Territory—R. L. Williams.....Durant  
 New Mexico—H. B. Ferguson.....Albuquerque  
 Oklahoma—Richard A. Billups.....Cordell  
 Porto Rico—D. M. Field.....Guayama

## CHAIRMEN STATE COMMITTEES 1906.

Alabama—H. S. D. Mallory.....Selma  
 Arkansas—O. B. Gordon.....Prescott  
 California—Timothy Spellacy.....San Francisco  
 Colorado—Milton Smith.....Denver  
 Connecticut—John J. Walsh.....Norwalk  
 Delaware—Willard Saulsbury.....Wilmington  
 Florida—D. U. Fletcher.....Jacksonville  
 Georgia—M. J. Yeomans.....Dawson  
 Idaho—Charles H. Jackson.....Boise  
 Illinois—Charles Boeschstein.....Edwardsville  
 Indiana—W. H. O'Brien.....Indianapolis  
 Iowa—S. B. Morrissy.....Des Moines  
 Kansas—William F. Sapp.....Galena  
 Kentucky—S. W. Hager.....Louisville  
 Louisiana—E. B. Kruttschnitt.....New Orleans  
 Maine—E. L. Jones.....Waterville  
 Maryland—Murray Vandiver.....Baltimore  
 Massachusetts—W. P. McNary.....Boston  
 Michigan—Edwin O. Wood.....Detroit  
 Minnesota—Frank O. Day.....St. Paul  
 Mississippi—Vacancy.  
 Missouri—W. N. Evans.....St. Louis  
 Montana—M. J. Toomey.....Deer Lodge  
 Nebraska—T. S. Allen.....Lincoln  
 Nevada—James J. Sweeney.....Carson City  
 New Hampshire—N. E. Martin.....Concord  
 New Jersey—W. B. Gourley.....Paterson  
 New York—William J. Connors.....Buffalo  
 North Carolina—F. M. Simmons.....Raleigh  
 No. Dakota—B. S. Brynjolfson.....Grand Forks  
 Ohio—Benjamin McKinney.....Marietta  
 Oregon—Alex. Sweet.....Portland  
 Pennsylvania—J. K. P. Hall.....Harrisburg  
 Rhode Island—P. H. Quinn.....Providence  
 South Carolina—Willie Jones.....Columbia  
 South Dakota—John W. Martin.....Watertown  
 Tennessee—Frank M. Thompson.....Nashville  
 Texas—Frank Andrews.....Houston  
 Utah—Frank J. Cannon.....Ogden

Vermont—Emery S. Harris.....Bennington  
 Virginia—J. T. Elyson.....Richmond  
 Washington—J. W. Godwin.....Seattle  
 West Virginia—O. S. McKinney.....Fairmont  
 Wisconsin—A. F. Warden.....Milwaukee  
 Wyoming—F. D. Hammond.....Casper  
 Alaska—Vacancy.  
 Arizona—Sam E. Wekk.....Phoenix  
 Dist. of Col.—J. F. Kelly.....Washington  
 Hawaii—Vacancy.  
 Indian Territory—F. A. Parkinson.....Wagoner

## PROHIBITION.

Headquarters—Room 1301 The Temple, 184  
 LaSalle street, Chicago, Ill.  
 Executive Committee—Chairman, Charles R.  
 Jones, Evanston, Ill.; vice-chairman, A.  
 G. Wolfenbarger, Lincoln, Neb.; secretary,  
 W. G. Calderwood, Minneapolis, Minn.;  
 treasurer, Felix T. McWhirter, Indianap-  
 olist, Ind.; Samuel Dickle, Albion, Mich.;  
 A. A. Stevens, Tyrone, Pa.; Finley C.  
 Henderson, Cumberland, Md.  
 Arkansas—John M. Parker.....Dardenelle  
 H. Brady.....Beebe  
 California—A. B. Taynton.....Oakland  
 Fred F. Wheeler.....Los Angeles  
 Colorado—John Hipp.....Denver  
 J. N. Sculler.....Denver  
 Connecticut—Frederick G. Platt.....New Britain  
 E. L. G. Hohenthal.....South Manchester  
 Delaware—George W. Todd.....Wilmington  
 Ashton R. Tatum.....Wilmington  
 Florida—A. L. Izler.....Ocala  
 Francis Trueblood.....Bradenton  
 Georgia—R. S. Cheves.....Zenith  
 Idaho—Silas S. Gray.....Star  
 Herbert A. Lee.....Wesler  
 Illinois—Oliver W. Stewart.....Chicago  
 Frank S. Regan.....Rockford  
 Indiana—Felix T. McWhirter.....Indianapolis  
 Charles Eckhart.....Auburn  
 Iowa—A. U. Coates.....Perry  
 Malcolm Smith.....Cedar Rapids  
 Kansas—Earle R. DeLay.....Emporia  
 T. D. Talmadge.....Hutchinson  
 Kentucky—T. B. Demaree.....Nicholasville  
 Dr. J. D. Smith.....Paducah  
 Louisiana—E. E. Israel.....Baton Rouge  
 Walter Miller.....New Orleans  
 Maine—Volney B. Cushing.....Bangor  
 Nathan F. Woodbury.....Auburn  
 Maryland—F. C. Hendrickson.....Cumberland  
 John N. Parker.....Baltimore  
 Massachusetts—John B. Lewis, Jr.....Boston  
 Herbert S. Morley.....Baldwinville  
 Michigan—Samuel Dickle.....Albion  
 Fred W. Corbett.....Adrian  
 Minnesota—Bernt B. Haugan.....Fergus Falls  
 George W. Higgins.....Minneapolis  
 Missouri—Charles E. Stokes.....Kansas City  
 H. P. Paris.....Clinton  
 Nebraska—L. O. Jones.....Lincoln  
 A. G. Wolfenbarger.....Lincoln  
 New Hampshire—Ray C. Durgin.....Nashua  
 L. F. Richardson.....Peterboro  
 New Jersey—Joel G. VanCise.....Summit  
 W. H. Nicholson.....Haddonfield  
 New York—Wm. T. Wardwell.....New York  
 J. H. Durkee.....Rochester  
 North Carolina—Edwin Shaver.....Salisbury  
 J. M. Templeton.....Cary  
 North Dakota—Theo. E. Ostlund.....Hillsboro  
 M. H. Kiff.....Tower City  
 Ohio—H. F. MacLane.....Hiram  
 Robert Candy.....Columbus  
 Oklahoma—Chas. Brown.....Cherokee  
 Rev. J. M. Monroe.....Oklahoma City

Oregon—F. McKercher.....Portland  
 W. P. Elmore.....Brownsville  
 Pennsylvania—A. A. Stevens.....Tyrone  
 Charles R. Jones.....  
 Rhode Island—C. H. Tilley.....Providence  
 Smith Quimby.....Hills Grove  
 South Dakota—C. V. Templeton.....Woonsocket  
 F. J. Carlisle.....Brookings  
 Tennessee—James A. Tate.....Harriman  
 Maj. A. D. Reynolds.....Bristol  
 Texas—J. B. Cranfill.....Dallas  
 E. C. Heath.....Rockwall  
 Vermont—S. M. Harris.....Vergennes  
 Fred L. Page.....Barre  
 Virginia—G. M. Smithdeal.....Richmond  
 Jas. W. Bodley.....Staunton  
 Washington—R. E. Dunlap.....Seattle  
 W. H. Roberts.....Latah  
 West Virginia—Edward W. Mills.....Fairmont  
 U. A. Clayton.....Fairmont  
 Wisconsin—J. E. Clayton.....Milwaukee  
 Alfred Gabrielson.....Eau Claire  
 Wyoming—Lemuel L. Laughlin.....Toltec  
 Dr. C. J. Sawyer.....Laramie  
 Arizona—Frank J. Sibley.....Tucson  
 Prof. J. C. Wasson.....Phoenix

CHAIRMEN STATE COMMITTEES 1906.

Alabama—J. B. Albrittton.....Eunola  
 Arkansas—G. H. Kimble.....Little Rock  
 California—Ellsworth Leonardson.....  
 Los Angeles  
 Connecticut—Rev. D. N. Griffin.....Hartford  
 Delaware—R. M. Cooper.....Cheswold  
 Florida—Dr. A. L. Izler.....Ocala  
 Georgia—R. S. Cheves.....Zenith  
 Idaho—Aaron M. Bray.....Boise  
 Illinois—Alonzo E. Wilson.....Chicago  
 Indiana—H. J. Hall.....Franklin  
 Iowa—Malcolm Smith.....Cedar Rapids  
 Kansas—Earle R. DeLay.....Emporia  
 Kentucky—Dr. J. D. Smith.....Paducah  
 Louisiana—E. E. Israel.....Baton Rouge  
 Maine—James Perrigo.....Portland  
 Maryland—F. C. Hendrickson.....Cumberland  
 Massachusetts—Prof. J. A. Nicholls.....Brighton  
 Michigan—Rev. Wm. A. Taylor.....Battle Creek  
 Minnesota—W. G. Calderwood.....Minneapolis  
 Mississippi—T. J. Bailey.....Jackson  
 Missouri—Chas. E. Stokes.....Kansas City  
 Montana—J. M. Waters.....Bozeman  
 Nebraska—J. L. Claffin.....University Place  
 Nevada—E. W. Taylor.....Reno  
 New Hampshire—A. H. Morrill.....Laconia  
 New Jersey—Grafton E. Day.....Camden  
 New York—J. H. Durkee.....Rochester  
 North Carolina—Edwin Shaver.....Salisbury  
 North Dakota—George Schlosser.....Mayville  
 Ohio—F. M. McCartney.....Columbus  
 Oregon—H. I. Amos.....Portland  
 Pennsylvania—D. B. McCalmont.....Franklin  
 Rhode Island—C. H. Tilley.....Providence  
 South Carolina—C. A. Smith.....Timminsville  
 South Dakota—Quincy L. Morrow.....Brookings  
 Tennessee—James A. Tate.....Harriman  
 Texas—E. H. Conifear.....Dallas  
 Utah—Rev. Richard Wake.....Salt Lake City  
 Vermont—S. M. Harris.....Vergennes  
 Virginia—James W. Bodley.....Staunton  
 Washington—R. E. Dunlap.....Seattle  
 West Virginia—Edward W. Mills.....Fairmont  
 Wisconsin—W. D. Cox.....Milwaukee  
 Wyoming—L. L. Laughlin.....Rock River  
 Arizona—Dr. J. W. Thomas.....Phoenix  
 Dist. Columbia—G. H. Sibley.....Washington  
 Oklahoma—Charles Brown.....Cherokee

SOCIALIST.

Headquarters—Boylston building, 269 Dearborn street, Chicago.

Secretary to International Socialist Bureau  
 —Morris Hillquit, 320 Broadway, New York.  
 National Executive Committee Members—  
 Robert Bandlow, 193 Champlain street,  
 Cleveland, O.; A. H. Floaten, 506 S. Col-  
 lege avenue, Fort Collins, Col.; Charles  
 G. Towner, 203 E. 7th street, Newport,  
 Ky.; Chas. H. Kerr, 264 E. Kinzie street,  
 Chicago, Ill.; Wm. Mailly, 598 St. Mary's  
 street, New York, N. Y.; A. M. Simons,  
 264 E. Kinzie street, Chicago, Ill.; John  
 M. Work, 1313 Harrison street, Des  
 Moines, Iowa.

NATIONAL COMMITTEEMEN.

Alabama—J. A. LeRue.....Bessemer  
 Arizona—J. R. Barnett.....Globe  
 Arkansas—L. W. Lowry.....Little Rock  
 California—Lena Morrow Lewis.....Oakland  
 L. H. Edmiston.....Riverside  
 Walter V. Holloway.....Berkeley  
 Colorado—Forrest Woodside.....Colorado Springs  
 Connecticut—Henry Krieger.....Rockville  
 Florida—A. J. Pettigrew.....Manatee  
 Idaho—E. L. Rigg.....Heyburn  
 Chicago—B. Berlyn.....Chicago  
 Illinois—A. M. Simons.....Chicago  
 Seymour Stedman.....Chicago  
 Indiana—Harry H. Hart.....Indianapolis  
 James O'Neal.....Terre Haute  
 Iowa—John M. Work.....Des Moines  
 A. K. Gifford.....Davenport  
 Kansas—George D. Brewer.....Girard  
 Kentucky—R. A. Miller.....Newport  
 Louisiana—A. L. Smith.....New Orleans  
 Maine—Charles L. Fox.....Portland  
 James F. Carey.....East Surrey  
 Massachusetts—F. H. Wentworth.....Hanson  
 Michigan—John A. C. Meaton.....Flint  
 Minnesota—Thos. J. Peach.....Grand Rapids  
 S. M. Holman.....Minneapolis  
 Missouri—G. A. Hoehn.....St. Louis  
 E. T. Behrens.....Sedalia  
 Montana—C. C. McHugh.....Butte  
 Nebraska—W. W. Blackford.....Omaha  
 New Hampshire—G. A. Little.....Manchester  
 New Jersey—James M. Reilly.....Jersey City  
 Ferdinand Ufert.....West Hoboken  
 New York—Morris Hillquit.....New York city  
 Phillip Jackson.....Rochester  
 Algernon Lee.....New York city  
 North Dakota—J. S. Lampman.....Fargo  
 Ohio—Robert Bandlow.....Cleveland  
 Margaret Prevey.....Akron  
 E. L. Rodgers.....Dayton  
 Oklahoma—J. Hagel.....Oklahoma City  
 Indian Territory—G. F. Bentley.....Duncan  
 Oregon—S. H. Holt.....Ashland  
 Pennsylvania—Fred L. Schwartz.....Allegheny  
 J. William Adams.....Wilmerding  
 Rhode Island—W. A. Carpenter.....Woonsocket  
 South Dakota—S. A. Cochran.....Roscoe  
 Texas—Word H. Mills.....Dallas  
 Tennessee—J. E. Voss.....Jackson  
 Vermont—Timothy Sullivan.....Graniteville  
 Washington—Alfred Wagenknecht.....Seattle  
 Emil Horman.....Tacoma  
 W. Virginia—F. A. Zimmerman.....MacMechen  
 Wisconsin—Victor L. Berger.....Milwaukee  
 Frederic Heath.....Milwaukee  
 Wyoming—D. A. Hastings.....Cheyenne

SOCIALIST LABOR.

O. M. Johnson, Oakland, Cal.; Charles J.  
 Mercer, Bridgeport, Conn.; Duncan B. Mc-  
 Eachern, Chicago, Ill.; Theodore Bernine,  
 Indianapolis, Ind.; Albert Schmutz, Louis-  
 ville, Ky.; Charles Becker, Baltimore,  
 Md.; Thos. F. Brennan, Salem, Mass.;

Herman Richter, Detroit, Mich.; Peter Riel, Minneapolis, Minn.; W. W. Cox, St. Louis, Mo.; Ulrich French, Haledon, N. J.; John J. Kinneally, New York, N. Y.; P. C. Christiansen, Cleveland, O.; D. E. Gilchrist, Pittsburg, Pa.; David J. Moran, Pawtucket, R. I.; A. S. Dowler, Finlay, Tex.; B. D. Downey, Portsmouth, Va.; J. C. Anderson, Tacoma, Wash.; Frank R. Wilkie, Milwaukee, Wis.

The national executive committee meets twice a year, in January and July respectively. During the intervals between meetings the party business is conducted by a subcommittee of fifteen, the recording secretary of which is John Hossack, Jersey City, N. J. All meetings of the national executive committee and those of the subcommittee are held at headquarters, 2, 4 and 6 New Reade street, New York city.

National Secretary—Frank Bohn. (The national secretary, who is also the financial secretary of the national executive committee, is not a member of the committee and at its meetings has a voice but no vote.)

### PEOPLE'S PARTY.

Chairman—James H. Ferriss, Joliet, Ill.  
Vice-Chairman—W. S. Morgan, Hardy, Ark.  
Secretary—C. Q. De France, 452 5th avenue, New York, N. Y.

Treasurer—George F. Washburn, Boston, Mass., 630 Washington avenue.

Executive Committee—Jo A. Parker, Louisville, Ky.; J. H. Edmiston, Lincoln, Neb.; J. H. Calderhead, Helena, Mont.; Paul J. Dixon, Chillicothe, Mo.; J. A. Edgerton, East Orange, N. J.; Milton Park, Dallas, Tex.; E. S. Waterbury, Emporia, Kas.

Alabama—J. Gilbert Johnson, Orville; J. A. Hurst, Walnut Grove; J. P. Pearson, Columbiana.

Arkansas—A. W. Files, Little Rock; J. E. Scanlan, Bee Branch; W. S. Morgan, Hardy.

California—D. P. Rice, Occidental; A. J. Jones, Parlier; Robert Shetterly; Spenceville.

Colorado—E. E. T. Hazen, Holyoke; R. H. Northcott, Akron; A. B. Gray, Denver.

Connecticut—T. L. Thomas, Forestville; William W. Wheeler, Meriden.

Delaware—Henry Jones, Wilmington, 514 East 4th street.

Florida—W. R. Shields, Blountstown; W. F. Woodford, Farmdale; D. L. McKinnon, Mariana.

Georgia—W. F. McDaniel, Conyers; A. J. Burnett, Carrolton; C. S. Barrett, Thomas-ton.

Idaho—Harry Watkins, Boise; R. D. Jones, Bonner's Ferry; E. E. Cox, New Plymouth.

Illinois—Joseph Hopp, Chicago; A. C. Van Tine, Flora; J. S. Felter, Springfield.

Indiana—Samuel W. Williams, Vincennes; John H. Caldwell, Lebanon; Fred J. S. Robinson, Cloverland.

Iowa—L. H. Weller, Nashua; J. R. Norman, Albia; S. M. Harvey, Des Moines.

Kansas—Dr. F. B. Lawrence, Eldorado; Rev. O. H. Truman, Abilene; J. A. Wright, Smith Center.

Kentucky—J. A. Parker, Louisville; J. A. Braddern, Louisville; A. H. Cardin, View.

Louisiana—Leland M. Guice, Longstreet; J. W. Burt, Simsboro; William McHenry, Pawnee.

Maine—L. W. Smith, Vinalhaven; Albion Gates, Carroll; John White, Levant.  
Maryland—F. A. Naille, Baltimore; Henry F. Magness, Baltimore; Frank H. Jones, Baltimore.

Massachusetts—George F. Washburn, Boston; E. Gerry Brown, Brockton; Dr. P. P. Field, Boston.

Michigan—James E. McBride, Grand Rapids; Edw. S. Grece, Detroit; Mrs. Marion Todd, Springport.

Minnesota—A. M. Morrison, Mankato; Thos. J. Meighen, Forestville; A. H. Nelson, Minneapolis.

Mississippi—R. Brewer, Aubrey; Abe Steinberger, Okolona; J. H. Simpson, Watson.

Missouri—Dr. J. T. Polson, Laclede; A. M. Ballew, Hale; A. E. Nelson, St. Louis.

Montana—J. H. Calderhead, Helena; William Clancy, Butte; Abram Hall, Miles City.

Nebraska—James T. Brady, Albion; Elmer E. Thomas, Omaha; C. Q. De France, Lincoln.

Nevada—Harry P. Beck, Virginia City; Newton Richards, Reno; J. B. McCullough, Reno.

New Hampshire—George Howle, Manchester; Philippe Garon, Manchester; Dorrance B. Currier, Hanover.

New Jersey—J. A. Edgerton, East Orange; George L. Spence, Atlantic City; John S. De Hart, Jersey City.

New York—Frank S. Johnston, Schenectady; Darwin Forrest, Green Island; M. G. Paliser, New York.

North Carolina—A. C. Shnford, Newton; James B. Lloyd, Tarboro; J. P. Sossaman, Charlotte.

North Dakota—W. H. Standish, Grand Forks; John Mostul, Leonard; Thomas Stanley, Hamilton.

Ohio—Hugo Preyer, Cleveland; Dr. R. H. Reemelin, Cincinnati; William Allerton, Alliance.

Oregon—James K. Sears, McCoy; P. E. Phelps, Vale; Dr. J. L. Hill, Albany.

Pennsylvania—T. P. Rynder, Erie; J. P. Correll, Easton; Jas. A. Fulton, McKeesport.

Rhode Island—Bartholomew Valette, 25 Arlington street, East Providence.

South Carolina—E. Gilstrap, Pickens.

South Dakota—John Campbell, Miller; W. C. Buderus, Sturgis; William Dailey, Flandreau.

Tennessee—A. L. Mims, Antioch; Sid S. Bond, Jackson; H. J. Mullins, Franklin.

Texas—James W. Biard, Paris; W. D. Lewis, Corn Hill; W. R. Cole, Dallas.

Utah—S. S. Smith, Ogden; S. G. Deihl, Hooper; J. M. Lamb, Vernal.

Vermont—Andrew J. Beebe, Swanton.

Virginia—W. H. Tinsley, Salem; V. A. Wither, Riceville; G. T. Loeffler, Ducaat.

Washington—Edward Clayton, Sr., 1323 1st street, Seattle; C. C. Gibson, Davenport; H. Packard, Snohomish.

West Virginia—A. C. Hinson, Union; Dr. R. S. Davis, Kirby.

Wisconsin—Robert Schilling, Milwaukee; William Munro, Superior; Frank Emerson, Oakfield, R. F. D. 26.

Wyoming—D. A. Diltz, Parkman.

Arizona—George W. Woy, Globe; Albert L. Henshaw, Phoenix.

Indian Territory—Dr. I. D. Burdick, Fort Gibson; Jno. W. Biard, Hugo; A. B. Weakley, Comanche.

Oklahoma—Spencer E. Sanders, Klugfisher;



Jno. S. Allan, Norman; Mrs. W. H. French, Chandler.  
New Mexico—P. E. Ferguson, Artesia; T. W. Watkins, Roswell.

District of Columbia—Mark Foster, Washington; M. A. Bodenhamer, Washington.  
Hawaii—John M. Horner, Hawaii.

## ILLINOIS STATE COMMITTEES.

## REPUBLICAN.

Headquarters—Chicago.

Chairman—Roy O. West, Chicago.

Secretary—Edward St. Clair, Streator.

Treasurer—Bernard A. Eckhart, Chicago.

Executive Committee—Charles P. Hitch, chairman; James Pease, John J. Hanberg, Charles W. Vail, Charles C. Eckhart, O. F. Severson, W. S. Cowen, Homer J. Tice, Fred A. Busse, William Grote, Walter Reeves, Frank L. Smith, Len Small, C. De Forrest Kinney, Edward E. Mitchell, W. F. Bundy.

*Dist.\**

1. Vacancy.
2. John J. Hanberg, county treasurer's office, Chicago.
3. Charles W. Vail, Superior court office, Chicago.
4. Thomas J. Healy, state's attorney's office, Chicago.
5. J. E. Bidwill, 508 Ashland-bd., Chicago.
6. Fred M. Blount, 194 S. Robey-st., Chicago.
7. O. F. Severson, 1761 Humboldt-bd., Chicago.
8. Fred E. Erickson, 256 N. Carpenter-st., Chicago.
9. Fred A. Busse, postoffice, Chicago.
10. James Pease, 3212 Dover-st., Chicago.
11. William Grote, Elgin.
12. Walter Reeves, Streator.
13. James R. Cowley, Freeport.
14. W. S. Brown, Macomb.
15. C. E. Snively, Canton.
16. G. De Forrest Kinney, Peoria.
17. Frank L. Smith, Dwight.
18. C. P. Hitch, Paris.
19. Charles G. Eckhart, Tuscola.
20. Homer J. Tice, Greenville.
21. R. M. Sullivan, Springfield.
22. Thomas W. Springer, Edwardsville.
23. W. F. Bundy, Centralia.
24. F. W. Potter, Albion.
25. Edward E. Mitchell, Carbondale.

At Large—W. S. Cowen, 218 LaSalle-st., Chicago; Len Small, Kankakee; A. Hanby Jones, Robinson; P. A. Peterson, Rockford; Clarence F. Buck, Monmouth; Solon Philbrick, Champaign; Frank F. Funk, Bloomington; Edward H. Wright, 2963 Wabash-av., Chicago.

\*Congressional districts.

## DEMOCRATIC.

Headquarters—Suite 300-301 Sherman house, Chicago.

Chairman—Charles Boeschstein, Edwardsville.

Vice-Chairman—A. W. Charles, Carmi.

Secretary—D. J. Hogan, Geneva.

Treasurer—Frank Orr, Mount Sterling.

*Dist.\**

1. John McCarthy, Metropole hotel, Chicago.
2. James J. Kelly, 100 Washington-st., Chicago.
3. J. J. O'Rourke, Harvey.
4. Edward J. Rainey, 834 35th-st., Chicago.
5. Wm. Loeffler, 309 Johnson-st., Chicago.
6. M. L. Sullivan, 171 S. Green-st., Chicago.
7. Roger C. Sullivan, 115 Dearborn-st., Chicago.
8. M. C. Conlon, 349 W. Monroe-st., Chicago.

*Dist.\**

9. J. McGillen, 595 Cleveland-av., Chicago.
10. (Contested.)
11. D. J. Hogan, Geneva.
12. James E. Doyle, LaSalle.
13. Martin J. Dillon, Galena.
14. Truman Plantz, Warsaw.
15. J. H. DeWolf, Lewistown.
16. Frank J. Quinn, Peoria.
17. Louis Fitz Henry, Bloomington.
18. A. L. White, Fairmount.
19. Charles J. Mulliken, Champaign.
20. Frank Orr, Mount Sterling.
21. A. W. Crawford, Carlisle.
22. Charles Boeschstein, Edwardsville.
23. George M. LaCrone, Effingham.
24. A. W. Charles, Carmi.
25. William H. Hart, Benton.

At Large—H. N. Wheeler, Quincy; Samuel Woolner, Jr., Peoria; Daniel Heenan, Streator; S. D. Griffin, 1310 W. Adams-st., Chicago; J. F. O'Malley, 40 N. Clark-st., Chicago; W. T. Stanton, 95 Clark-st., Chicago; John W. Shaw, Harrisburg; James H. Donahue, East St. Louis; George A. Cooke, Aledo; C. J. Dittmar, Freeport; Ernest Hoover, Taylorville; Isaac B. Craig, Mattoon.

\*Congressional districts.

## PROHIBITION.

Headquarters—Room 38, 92 LaSalle-st., Chicago.

Chairman—Alonzo E. Wilson.

Executive Committee—Alonzo E. Wilson, chairman, Wheaton; L. F. Gumbart, secretary, Macomb; John Whitson, treasurer; LaGrange; J. H. Hill, Chicago; J. A. Ruth, Chicago; D. R. Sheen, Peoria; F. S. Regan, Rockford; R. H. Patton, Springfield; W. A. Morgan, Bone Gap.

*Dist.\**

1. J. H. Hill, 4136 Berkeley-av., Chicago.
2. O. W. Stewart, Hyde Park, Chicago.
3. G. G. Pendell, 6943 Normal-av., Chicago.
4. Ralph McGregor, Chicago.
5. Vacancy.
6. John Whitson, LaGrange.
7. J. A. Ruth, 115 Dearborn-st., Chicago.
8. Gus T. Thorsen, Chicago.
9. George S. Chindahl, Chicago.
10. Joseph P. Tracy, Chicago.
11. A. E. Wilson, Wheaton.
12. F. S. Regan, Rockford.
13. J. E. Countryman, Rochelle.
14. L. F. Gumbart, Macomb.
15. J. A. Hoopes, Ipava.
16. Dan R. Sheen, Peoria.
17. F. S. Gaston, Normal.
18. George W. Woolsey, Danville.
19. Anna Sloan Walker, Decatur.
20. J. A. Murray, Litchberry.
21. Robert H. Patton, Springfield.
22. R. H. Harding, East St. Louis.
23. J. D. Collins, Vandalla.
24. W. A. Morgan, Bone Gap.
25. J. J. Harris, Marion.

\*Congressional districts.

## SOCIALIST.

Headquarters—163 Randolph street, Chicago.  
Chairman—Peter Miller.

Secretary—James S. Smith, Chicago.  
Executive Committee—Louis Dalgaard, Chas. W. Kuehn, John Dobleman, W. C. Benton, Jacob Winnen, Daniel Donahue, Andrew Lafin, C. E. Kirkland, Peter Miller.

*Dist.\**

1. Louis Dalgaard, Charles Kuen.
2. Theodore J. Vind, Nels Anderson.
3. H. P. Neuman, John Dobleman.
4. Andrew Olson.
5. W. C. Benton, Jacob Winnen.
6. H. B. Stewart, P. F. Nelson.
7. Samuel Robbins, Daniel Donahue.
8. James B. Smiley, Otto Beselack.
9. A. Lafin, C. E. Kirkland.
10. Peter Miller, Ernest Buchler.
11. N. G. Marlatt, J. H. Trainer.
12. Vacancy.
13. S. H. Zimmerman, W. L. Buffington.
14. Perry H. Shipman, Charles Saltus.
15. John C. Sjudin, J. H. Hanly.
16. William Huettemann, Rudolph Pfeiffer.
17. J. F. Sanders, J. W. Crandall.
18. Vacancy.
19. C. E. Peebles, G. N. Egnor.
20. Thomas W. Wakely, W. L. Heberling.
21. Vacancy.
22. Frank J. Hayes, B. Montgomery.
23. Isaac Stork, J. C. Wibel.
24. Vacancy.
25. D. W. Boone, Edward Brown.

## PEOPLE'S PARTY.

Chairman—Joseph Hopp, Chicago.  
Secretary—Dr. F. B. Bullard, Mount Pleasant.

Treasurer—Asahel Duff, Pearl.

*Dist.\**

1. John F. Shepherd, Chicago.
2. William O. Ducis, Chicago.
3. A. L. Nichols, Chicago.
4. Stanley H. Parker, Chicago.
5. Charles J. Roberts, Chicago.
6. James P. Phelan, Chicago.
7. Leo A. Hopp, Chicago.

*Dist.\**

8. George Mawman, Lake Bluff.
9. Dennis B. Bradley, Chicago.
10. Frank H. Stolp, Oregon.
11. Conrad Kaibfell, Chicago.
12. Henry Solomon, Freeport.
13. Francis J. Shulte, Chicago.
14. John Blazer, Aurora.
15. E. P. Woodruff, Chicago.
16. James C. Wood, Secor.
17. Charles J. Roth, Chicago.
18. Earl Richardson, Peoria.
19. John M. Clarke, Chicago.
20. Fred Freeman, Kankakee.
21. Albert Nelson, Chicago.
22. A. C. Barton, Danville.
23. F. D. Ingersoll, Chicago.
24. Harmon Hoffman, Lovington.
25. Nathan Rosenthal, Chicago.
26. Charles Simon, Bloomington.
27. William League, Chicago.
28. F. B. Bullard, Mount Pleasant.
29. James Hogan, Chicago.
30. Thomas Barton, Cooperstown.
31. Joseph Hopp, Chicago.
32. Silas Walker, Macomb.
33. E. J. Clevensline, Rock Island.
34. Adam Whitmer, Humboldt.
35. C. C. Eastman, Amboy.
36. Asahel Duff, Pearl.
37. S. N. Lind, Kewanee.
38. Frank Romerscherien, Mount Olive.
39. Norman Kilburn, Ottawa.
40. John Tate, Pawnee.
41. James H. Ferriss, Joliet.
42. Gilbert Williams, Marion.
43. L. C. Barlow, Canton.
44. David Kennedy, Duquoin.
45. J. S. Felter, Springfield.
46. James Turner, Fairfield.
47. A. M. Cable, Rushville.
48. D. T. Harbeson, Stoy.
49. George W. Wiekline, East St. Louis.
50. H. S. Hutchcraft, Benton.
51. Henry Westerman, Metropolis.

\*Legislative districts.

## COOK COUNTY COMMITTEES.

## REPUBLICAN COUNTY CENTRAL COMMITTEE.

Headquarters—76 5th avenue, Chicago.

Chairman—James Reddick.

Vice-Chairman—Charles W. Andrews.

Secretary—William H. Weber.

Treasurer—Fred A. Busse.

*Ward.*

1. Francis P. Brady.....1311 Michigan-av.
2. Chauncey Dewey.....Hotel Metropole
3. M. B. Madden.....3829 Michigan-av.
4. E. J. Magerstadt.....313 24th-st.
5. T. J. Finucane.....2912 Loomis-st.
6. John R. Thompson.....38 State-st.
7. Roy O. West.....1338, 119 Monroe-st.
8. John J. Hanberg.....County treas. office
9. William J. Cooke.....
10. W. B. Burke.....Criminal court
11. Joseph E. Bidwill.....508 Ashland-bd.
12. A. W. Miller..Bd. of Asses'rs. 78 5th-av.
13. D. W. Clark.....956 Warren-av.
14. D. A. Campbell.....1302, 138 Washington-st.
15. George A. Mugler.....710 N. California-av.
16. John F. Devine.....County Clerk's office
17. Jacob J. Marks.....248 N. May-st.
18. Leland Berz.....299 Jackson-bd.
19. Chris Mamer.....158 Throop-st.
20. F. M. Blount.....194 S. Robey-st.
21. F. A. Busse.....391 Sedgwick-st.
22. B. F. Clettenberg.....126 Larrabee-st.

*Ward.*

23. C. W. Andrews.....116 Lincoln-av.
24. E. J. Brundage.....225 Osgood-st.
25. James Pease.....3212 Dover-st.
26. R. M. Simon.....Recorder's office
27. W. M. McEwen.....Criminal Court bldg.
28. James Reddick.....1034, 164 Dearborn-st.
29. Matt Mueller.....5017 S. Wood-st.
30. Thomas J. Healy.....1011, 122 Monroe-st.
31. C. S. Deneen.....532 W. 61st-pl.
32. C. W. Vall.....7159 Normal-av.
33. H. L. Lucas.....3 112th-st.
34. William Lorimer.....611 The Rookery bldg.
35. Fred Lundin.....2443 W. Kinzie-st.

## COUNTRY DISTRICTS.

1. George Mand.....Harvey, Ill.
2. W. H. Weber.....78 5th-av.
3. Carlton Prouty.....Winnetka, Ill.
4. A. S. Ray.....137 N. Hoyne-av.
5. William Busse.....Mount Prospect, Ill.
6. George W. Paullin.....Stewart building

## EXECUTIVE COMMITTEE.

James Reddick, chairman; Charles W. Andrews, William H. Weber, Fred A. Busse, John J. Hanberg, D. A. Campbell, James Pease, Charles S. Deneen, Charles W. Vall, William Lorimer, Chauncey Dewey, Roy O. West, Fred M. Blount, Robert M. Simon.

DEMOCRATIC COUNTY COMMITTEE.

Headquarters—122 LaSalle street.  
 Chairman—William L. O'Connell.  
 Secretary—John P. Tansey.

Ward.

1. John J. Coughlin.....123 LaSalle-st.
- Michael Kenna.....279 Clark-st.
2. Frank W. Solon.....2536 Indiana-av.
- Nicholas Fitzgerald.....2924 South Park-av.
3. Patrick White.....3436 Indiana-av.
- Harry Kerwin.....3812 Langley-av.
4. Frank McMahon.....515 26th-st.
- James Dailey.....630 31st-st.
5. Patrick Carroll.....3658 Seeley-av.
- Charles Martin.....3353 Union-av.
6. William O'Connell.....4133 Calumet-av.
- John Gibbons.....5008 Wabash-av.
7. E. F. Brennan.....6310 Cottage Grove-av.
- William Rotham.....6035 Drexel-av.
8. John Mack.....9807 Exchange-av.
- Alex. Wisniewski.....8708 Houston-av.
9. William Loeffler.....Chi. Opera House blk.
- Henry Fick.....38 W. 12th-st.
10. Edward Novak.....648 Loomis-st.
- Ed. Prindville.....43 Solon-pl.
11. A. J. Sabath.....901 S. Ashland-av.
- John J. Joyce.....696 W. Taylor-st.
12. Frank Biewersdorf.....944 W. 21st-st.
- John A. Mullen.....1096 Douglas-bd.
13. Michael Rogers.....482 S. Fairfield-av.
- Richard Conside.....1064 W. Madison-st.
14. Roger C. Sullivan.....115 Dearborn-st.
- Thomas F. Little.....942 W. Lake-st.
15. John P. Tansey.....289 Hirsch-st.
- Joseph Strauss.....1197 Milwaukee-av.
16. Stanley H. Kunz.....685 Noble-st.
- John M. Nowicki.....1070 N. Robey-st.
17. William Deyer.....Room 50, 50 LaSalle-st.
- Nicholas Budzban.....48 Fry-st.
18. John J. Brennan.....80 S. Center-av.
- M. C. Conlon.....331 W. Madison-st.
19. John Powers.....142 Madison-st.
- Thomas Gallagher.....241 S. Sangamon-st.
20. John J. Hayes.....622 Jackson-bd.
- Geo. L. McConnell.....408 S. Ashland-bd.
21. James A. Quinn.....166 LaSalle-av.
- Edward Diederick.....389 E. Division-st.
22. William H. Lyman.....265 Elm-st.
- James J. Lyons.....29 Huron-st.
23. D. W. Sullivan.....384 Mohawk-st.
- F. X. Brandecker.....648 Sedgwick-st.
24. Theodore Kwidzinski.....1060 Marianna-st.
- William H. Eheman.....717 Southport-av.
25. Harry R. Gibbons.....529 Orchard-st.
- William F. Quinlan.....1224 Catalpa-av.
26. Matt Evert.....2008 E. Ravenswood-pk.
- Henry Bental.....395 W. Ravenswood-pk.
27. George S. Foster.....59 Dearborn-st.
- Edward Keeley.....1567 N. Francisco-av.
28. J. J. Tagney.....1601 Milwaukee-av.
- Frank Burke.....1249 Milwaukee-av.
29. L. A. Lencki.....4809 Throop-st.
- Vacancy.
30. Joseph F. Strahan.....4442 Dearborn-st.
- John J. Bradley.....726 Garfield-bd.
31. James A. Long.....527 W. 60th-st.
- Edward Carroll.....6022 Carpenter-st.
32. P. J. Murray.....6552 Normal-av.
- J. H. Madigan.....10312 Prospect-av.
33. Peter A. Foote.....7132 Ingleside-av.
- Thomas Noonan.....102 Fulton-av.
34. Frank S. Ryan.....106 city hall
- Thomas J. Powers.....2072 W. Monroe-st.
35. M. J. Collins.....1027 Railway Ex. bldg.
- Leslie P. Kelly.....133 Baird-av.

COUNTRY TOWNS.

- Walter A. Lantz.....LaGrange  
 John Fanning.....Glencoe

- J. O'Rourke.....Harvey  
 August Koeling.....Arlington Heights  
 Ross C. Hall.....Oak Park  
 William O'Neil.....Lemont

Dist. SENATORIAL DISTRICTS.

1. Thomas McNally.....66 21st-st.
2. Thomas Fitzgerald.....1123 W. Harrison-st.
3. James Leddy.....4101 Indiana-av.
4. M. J. Doherty.....946 Garfield-bd.
5. Wm. McAllister.....4947 St. Lawrence-av.
6. Frank A. Stadler.....817 Lincoln-av.
7. Louis Richter.....Melrose Park
9. Peter Kill.....3932 Wentworth-av.
11. John McQuire.....69th and Green-sts.
13. James F. Curry.....7000 Jackson Park-av.
15. James Rosenthal.....388 Blue Island-av.
17. John F. McCaffery.....142 Lytle-st.
19. Wm. Skldmore.....Madison and California
21. William Kells.....284 N. Sawyer-av.
23. B. J. Mahony.....570 N. Hamlin-av.
25. Daniel Herlihy.....1528 N. Albany-av.
27. Joseph J. Murray.....311 Jackson-bd.
29. John H. Haires.....16 Maple-st.
31. John H. Sullivan.....37 Sigel-st.

CONGRESSIONAL DISTRICTS.

1. John Griffin.....381 State-st.
2. John Budinger.....2449 Wentworth-av.
- John Hildreth.....10054 Avenue L
- Fred Tegtmeier.....6438 Champlain-av.
3. John E. Traeger.....1021 W. 54th-pl.
- George E. Brennan.....6449 Yale-av.
4. Edward J. Kelly.....2139 35th-st.
- Edw. Cummings.....4439 Lowe-av.
5. James McNichols.....158 Washburne-av.
- Denis F. Egan.....154 W. 18th-st.
6. Frank J. Kilcrane.....557 W. Monroe-st.
- J. J. McLaughlin.....1551 W. Monroe-st.
7. John T. Rea.....357 W. Huron-st.
- John Fitzsimmons.....1514 N. Troy-st.
8. Peter O'Brien.....251 S. Center-av.
- John O'Neill.....78 Ashland-bd.
9. John McGhlin.....535 Cleveland-av.
- Thomas Lynch.....267 Dearborn-av.
10. M. T. Fitzgerald.....2601 Ridge-av.
- Ernst Sherrmann.....1031 School-st.

PROHIBITION CENTRAL COMMITTEE.

Headquarters—Room 38, 92 LaSalle street.  
 Chairman—A. E. Hoyt.

Vice-Chairman—M. C. Harper.  
 Secretary—W. A. Brubaker.

Treasurer—Edward E. Blake.  
 Members at Large—North side: A. E. Hoyt,  
 698 Leland-av.; A. G. Million, 735 Cly-  
 bourn-av.; George W. York, 2611 N. Ash-  
 land-av.; Charles Watts, 63 Walton-pl.;  
 F. A. Morris, 169 Webster-av.

West side: E. L. Kletzing, 711 Hobart-  
 av.; A. W. Fairbanks, 1467 Fillmore-st.;  
 J. W. Hart, Austin; F. W. Ellsworth,  
 Mont Clare; Edward E. Blake, 821 W.  
 Adams-st.

South side: W. F. Mulvihill, 6853  
 Prairie-av.; B. J. Williams, 7508 Eggle-  
 ston-av.; R. K. Hill, 5939 Wentworth-av.;  
 C. J. Werner, 11204 Michigan-av.; C. P.  
 Hurd, 527 E. 44th-pl.

Country towns: H. E. Clarkson, Har-  
 vey; E. S. Nethercutt, Evanston; J. A.  
 Lucas, LaGrange.

Ward.

1. Oscar Odellus.....1836 Michigan-av.
2. William F. Kellett.....2317 State-st.
3. W. E. Campbell.....170 E. 39th-st.
4. George W. Westcott.....3001 Butler-st.
5. Ralph McGregor.....2307 Emerald-av.
6. H. S. Orton.....321 E. 44th-st.

7. Frank V. Irish.....5729 Kimbark-av.
  8. G. H. Johnson.....9113 Exchange-av.
  9. A. Pelko.....70 W. 19th-st.
  10. James Kostka.....107 W. 18th-pl.
  11. Edwin J. Ellis.....934 W. 13th-st.
  12. E. F. Woodruff.....583 S. Spaulding-av.
  13. H. W. Matthews.....848 Warren-av.
  14. Vacancy.
  15. Vacancy.
  16. F. H. Booth.....281 W. North-av.
  17. G. T. Thorsen.....20 Keith-st.
  18. Vacancy.
  19. F. W. Harkin.....151 Throop-st.
  20. W. J. Miller.....106 DeKalb-st.
  21. W. E. Lyon.....398 Oak-st.
  22. Aug. Anderson.....242 Sedgwick-st.
  23. George L. Chindahl.....637 Cleveland-av.
  24. J. E. Larsen.....28 Clifton-av.
  25. E. T. Hay.....3300 Dover-st.
  26. Joseph P. Tracy.....2798 N. Winchester-av.
  27. E. H. Parkinson.....2823 N. 47th-ct.
  28. Vacancy.
  29. Charles F. Friend.....1701 Garfield-bd.
  30. D. J. Stewart.....4424 Union-av.
  31. J. F. O'Neal.....318 W. 61st-st.
  32. G. G. Pendell.....361 W. 64th-st.
  33. G. A. Dahlberg.....145 W. 114th-pl.
  34. C. G. James.....2063 W. 25th-st.
  35. John Harper.....415 S. 53d-av.
- Proviso—E. W. Hlecks, Maywood.  
 Evanston—Malcolm C. Harper, Evanston.  
 Thornton—M. H. Myers, Harvey.  
 Lyons—John Whitson, LaGrange.

- Ward.**
3. L. Dalgaard.
  4. William Stange.
  5. J. P. Lynch.
  6. M. J. DeMuth.
  7. Thomas J. Morgan.
  8. P. D. Beaner, J. T. Kelly.
  9. Charles Schliecker.
  10. A. Porcelius.
  11. J. Lewin.
  12. Henry Jensen.
  13. H. B. Stewart.
  14. J. J. Burness.
  15. P. J. Riordan, H. Haberman, M. A. Goldstein.
  16. O. Beselock.
  17. A. A. Wigness, Hjalmar Peterson, A. G. Erlaudo.
  18. M. H. Taft.
  19. G. F. Franckel.
  20. M. Milde.
  21. William Linke.
  22. Charles Erickson.
  23. Rud. Holthusen.
  24. Richard Oge.
  25. Charles W. Greene, Charles H. Sand.
  26. M. Jacker.
  27. Paul J. Berry, Otto Swanson, P. Smith.
  28. Herman Sorum, T. J. Koettler.
  29. Harry Whitmiller, M. Oswald.
  30. D. L. Nary.
  31. Charles F. Woerner, Chas. Harold.
  32. W. T. Mills.
  33. H. J. Malloy, O. H. Peterson, N. W. Nelson.
  34. Louis Schrieber.
  35. H. W. Harris.

**SOCIALIST COUNTY CENTRAL COMMITTEE.**

Headquarters—163 Randolph street, Chicago.  
 Secretary—Treasurer—Charles L. Breckon.  
 Executive Committee—M. H. Taft, E. B. Cope, T. J. Morgan, Peter Sissman, Chas. F. Woerner, S. Stedman, C. E. Kirkland, G. F. Franckel, P. J. Berry.  
**WARD COUNTY COMMITTEE.**  
 1. W. M. P. Wolf.  
 2. A. J. Deane.

**COUNTRY TOWNS.**  
 Berwyn—Aug. Mittlestaedt.  
 Bloom—George Wiencke.  
 Cicero—Joseph P. Buckley.  
 Leyden—Herman Toepper.  
 New Trier—Robert Knox.  
 Proviso—Peter Pitschner.  
 Ridgeville—John McPhail.  
 Thornton—Jacob Gross.

**FASTEST VOYAGES ACROSS THE ATLANTIC.**

Queenstown to New York, 5 days 7 hours 23 minutes, by the *Lucania*, Oct. 21-26, 1894.  
 New York to Queenstown, 5 days 8 hours 38 minutes, by the *Lucania*, Sept. 8-14, 1894.  
 Hamburg to New York, 5 days 11 hours 54 minutes, by the *Deutschland*, Sept. 4-8, 1903.  
 Cherbourg to New York, 5 days 11 hours 54 minutes, by the *Deutschland*, Sept. 2-8, 1903.  
 New York to Cherbourg, 5 days 16 hours, by the *Kaiser Wilhelm der Grosse*, Jan. 4-10, 1900.  
 Southampton to New York, 5 days 20 hours, by the *Kaiser Wilhelm der Grosse*, March 30-April 5, 1898.  
 Havre to New York, 6 days 3 hours 35 minutes, by *La Provence*, April 30-May 25, 1906.  
 New York to Southampton, 5 days 17

hours 8 minutes, by the *Kaiser Wilhelm der Grosse*, Nov. 23-29, 1897.  
 New York to Havre, 6 days 2 hours 48 minutes, by *La Provence*, May 31-June 6, 1906.  
 New York to Plymouth, 5 days 7 hours 28 minutes, by the *Deutschland*, Sept. 5-10, 1900.  
 Plymouth to New York, 5 days 15 hours 46 minutes, by the *Deutschland*, July 7-12, 1900.  
 Moville, Ireland, to Cape Race, N. F., 4 days 10 hours, by the *Virginian* (turbine), June 9-13, 1905.  
 Distances: New York to Southampton, 3,100 miles; to Plymouth, 2,962 miles; to Queenstown, 2,800 miles; to Cherbourg, 3,047 miles; to Havre, 3,170 miles; to Hamburg, 3,820 miles.

**THE B. F. FERGUSON MONUMENT FUND.**

By the will of Benjamin Franklin Ferguson, a pioneer lumberman who died April 10, 1905, the perpetual income from a trust fund of \$1,000,000 was set aside for defraying the cost of statuary to be erected in the parks and boulevards of Chicago. The fund is to be known as the "B. F. Ferguson monument fund" and is to be used "entirely and exclusively under the direction

of the board of trustees of the Art Institute of Chicago in the erection and maintenance of enduring statuary and monuments of stone, granite or bronze, in the parks, along the boulevards and in other public places, commemorating worthy men and women of America or important events of American history." The Northern Trust company is designated as trustee.

## INHERITANCE TAXES COLLECTED IN THE UNITED STATES.

[From the Massachusetts Labor Bulletin.]

STATE OR TERRITORY.	AMOUNT OF TAX COLLECTED.			NUMBER OF DECEDENTS REPRESENTED		
	1903.	1904.	1905.	1903.	1904.	1905.
Arkansas.....	\$2,735	\$85	\$755	3		
California.....	290,447	582,396	247,574		529	421
Colorado.....	4,000	8,632	46,046	14		
Connecticut.....	249,730	265,781	284,117	500	495	528
Delaware.....	1,618	3,272				
Hawaii.....		2,364	6,149		6	9
Illinois.....	519,320	377,436	740,724	220	324	346
Iowa.....	138,000	110,620	206,330	460	320	440
Louisiana.....		10,694	57,001			
Maine.....	31,227	73,899	69,076	149	151	212
Maryland.....	89,487	91,559	76,665			
Massachusetts.....	518,626	575,433	706,556	650	760	850
Michigan.....	174,572	174,106	213,474	272	745	805
Minnesota*.....						
Missouri.....	142,564	122,030	305,551			
Montana.....	14,536	8,096	5,434		23	32
Nebraska.....	4,189	2,344	4,240	16		
New Hampshire*.....			2,012			23
New Jersey.....	149,577	458,635	202,698		314	399
New York.....	4,665,735	5,792,830	5,010,434	3,767	4,682	5,431
North Carolina.....	12,579	16,000	5,324		18	21
North Dakota.....						
Ohio.....		55,794	383,953		53	666
Oregon.....		8,162	23,523		27	42
Pennsylvania.....	1,300,834	1,080,578	1,677,185	3,500	3,600	3,600
Porto Rico.....		8,440	13,308		89	99
South Dakota*.....						
Tennessee.....		\$112,014				
Utah.....	44,144	39,393	9,972	20	25	11
Vermont.....	29,440	37,227	41,058	89	127	141
Virginia.....		12,797	20,215			
Washington.....	16,073	25,046	32,503	31	74	97
West Virginia.....	1,367	6,443	10,495			
Wisconsin.....		23,185	158,346		363	665
Wyoming.....			5,662			4

\*Law passed in 1905. †No tax collected. ‡Total for 1903 and 1904.

NOTE—The following states and territories have no inheritance-tax laws: Arizona, District of Columbia, Florida, Georgia, Idaho, Kansas, Mississippi, Nevada, New Mexico, Oklahoma, Rhode Island, South Carolina and Texas.

## LEGACY OR INHERITANCE TAX LAWS.

A law taxing the right to inherit personal property by will or intestate law was passed by congress July 6, 1797. The rate was 25 cents on amounts from \$50 to \$100; 50 cents on amounts from \$100 to \$500, "and for every further sum of \$500 the additional sum of \$1." This act continued in force until June 30, 1802. A national legacy-tax law was again enacted July 1, 1862, amended in 1864 and in 1866 and repealed in 1870, five years after the close of the war of the rebellion. Again June 13, 1893, congress enacted a legacy-tax law which was amended in 1901 and continued in force until repealed July 1, 1902. Under the acts of 1893 and 1901 the sum of \$21,603,699.02 was collected and paid into the national treasury up to June 30, 1904.

Pennsylvania enacted a legacy-tax law April 6, 1826, which law as amended from time to time is still in force. Legacy-tax laws were enacted in Maryland in 1844 and Delaware in 1869. They were enacted in North Carolina in 1846 and repealed in 1883. Were enacted in Virginia in 1844, repealed in 1855, re-enacted in 1863 and again repealed in 1884. Since 1855 legacy-tax laws have been enacted in twenty-nine states, namely, Arkansas, California, Colorado, Con-

necticut, Illinois, Iowa, Kentucky (1906), Louisiana, Maine, Massachusetts, Michigan, Minnesota, Missouri, Montana, Nebraska, New Hampshire (1905), New Jersey, New York, North Dakota, Ohio (repealed 1905), Oregon, Tennessee, Utah, Vermont, Virginia, Washington, West Virginia, Wisconsin and Wyoming.

The following table shows the amount of legacy tax collected from the estates of some of the more prominent and wealthy decedents, some of whom were of national reputation:

George Smith, resident of England (paid in New York).....	\$1,934,753.07
Jay Gould, New York.....	800,000.00
Collis P. Huntington, New York..	665,000.00
Cornelius Vanderbilt, New York..	450,052.90
Cornelia M. Stewart, New York..	300,410.32
Winfield S. Stratton, Denver, Col.	300,000.00
Wilson G. Hunt, New York.....	285,000.00
Joshua Jones, New York.....	284,937.56
Emma A. Schley, New York.....	261,490.67
Henrietta A. Lenox, New York....	234,635.70
William Whitewright, New York..	223,141.52
Robert G. Dun, New York.....	178,730.68
Catherine L. Wolfe, New York....	159,599.38
Daniel B. Fayerweather, N. Y....	158,296.19
George M. Pullman, Chicago.....	158,282.04

John Krower, New York.....	\$152,319.72	W. W. Kimball, Illinois.....	\$86,700.24
Daniel Edgar Crouse, Syracuse, N. Y.....	150,882.48	A. M. Billings, Illinois.....	85,724.75
Timothy B. Blackstone, New York and Illinois.....	150,661.01	Potter Palmer, New York and Illinois.....	78,063.99
Henry B. Plant, New York.....	140,000.00	Ernest J. Lehmann, Illinois.....	71,097.15
Ezra G. Benedict, Albany, N. Y.....	131,122.99	Silas B. Cobb, Illinois.....	63,298.02
Mary J. Walker, New York.....	119,223.83	Levi Z. Leiter, Illinois.....	48,295.83
Joseph C. Hoagland, New York..	119,211.80	Sidney Kent, Illinois.....	38,070.09
Gustav W. Swift, Chicago.....	113,885.27	Peter Fabryer, Illinois.....	37,982.88
Jonathan Scoville, New York.....	112,758.08	Jacob Rosenberg, Illinois.....	37,667.32
Mary J. Winthrop, New York.....	110,169.55	Charles W. Fullerton, Illinois...	36,461.02
Leonard Lewishohn, New York....	107,634.36	Catherine M. White, Illinois.....	25,236.35
William Astor, New York.....	106,536.97	Columbus R. Cummings, Illinois.	21,864.40
William H. Vanderbilt, New York	103,612.59	Joseph Medill, Illinois.....	16,048.46
Mary Eichler, New York.....	102,866.94	Phillip D. Armour, Illinois.....	15,786.91
		Lucius B. Otis, Illinois.....	15,699.41

**DEATH OF PRESIDENT HARPER.**

William R. Harper, president of the University of Chicago and one of the most noted educators of his generation, died at his home in Chicago Jan. 10, 1906. He had been incurably ill from cancer for some months, but continued actively at work until the last few days of his life. Dr. Harper was distinguished as a teacher of Hebrew and Sanskrit, as a writer on biblical subjects, as an orator and as an organizer of ex-

traordinary ability. It was through his work and influence mainly that the University of Chicago, now ranking as one of the great schools of the world, was established and provided with abundant means for carrying on its mission of usefulness. He was born in July, 1856, and was thus less than 50 years of age at the time of his death.

**RACE WAR IN ATLANTA, GA.**

In a series of riots in Atlanta, Ga., Sept. 22-25, 1906, eighteen negroes and one white man were killed. The cause alleged was

the attacking of white women by colored men. Order was restored by sending several companies of state troops into the city.

**THE BLIND AND THE DEAF (1900).**

[Bureau of the census report, 1906.]

STATE OR TERRITORY.	THE BLIND.			THE DEAF.			STATE OR TERRITORY.	THE BLIND.			THE DEAF.		
	Total.	Totally blind.	Partially blind.	Total.	Totally deaf.	Partially deaf.		Total.	Totally blind.	Partially blind.	Total.	Totally deaf.	Partially deaf.
Alabama.....	1,791	1,055	736	1,333	609	724	Nebraska.....	640	361	279	1,220	522	698
Arizona.....	69	44	25	51	25	26	Nevada.....	56	44	12	61	19	42
Arkansas.....	1,587	762	825	1,317	664	653	N. Hampshire..	417	262	155	762	211	551
California.....	1,196	697	499	1,749	591	1,158	New Jersey....	1,004	612	392	2,285	720	1,565
Colorado.....	235	190	105	472	176	296	New Mexico....	450	310	140	308	85	218
Connecticut....	747	452	295	1,514	526	988	New York.....	5,486	3,287	2,199	9,946	3,751	6,195
Delaware.....	142	76	66	255	79	176	North Carolina	1,788	992	796	1,642	920	722
Dist. Columbia.	202	129	73	507	212	295	North Dakota..	168	94	74	256	135	121
Florida.....	394	223	171	382	169	213	Ohio.....	4,466	2,452	2,014	6,080	2,431	3,649
Georgia.....	2,034	1,138	896	1,817	846	971	Oklahoma.....	250	117	133	282	164	118
Idaho.....	111	68	43	116	51	65	Oregon.....	249	150	99	410	193	217
Illinois.....	3,767	1,990	1,777	6,053	2,564	3,489	Pennsylvania..	4,441	2,589	1,872	7,547	3,103	4,444
Indiana.....	2,987	1,511	1,476	3,697	1,888	1,969	Rhode Island..	285	182	103	583	172	411
Iowa.....	2,014	1,017	997	2,952	1,200	1,752	South Carolina	1,102	617	485	952	500	452
Indian Ter....	261	134	127	228	94	134	South Dakota..	230	161	119	430	191	239
Kansas.....	1,400	704	696	2,096	925	1,171	Tennessee.....	2,400	1,170	1,230	2,626	984	1,642
Kentucky.....	2,780	1,353	1,427	2,619	1,257	1,362	Texas.....	2,065	1,176	919	2,316	1,152	1,164
Louisiana.....	1,071	689	382	1,211	527	684	Utah.....	207	118	89	343	156	187
Maine.....	724	386	338	1,257	456	801	Vermont.....	456	247	209	723	158	565
Maryland.....	983	560	423	1,579	613	966	Virginia.....	1,589	886	703	1,913	880	1,033
Massachusetts.	2,217	1,260	957	4,015	1,283	2,732	Washington....	210	117	93	374	168	206
Michigan.....	1,946	1,049	897	3,402	1,357	2,045	West Virginia..	925	453	472	1,146	559	587
Minnesota.....	887	526	361	1,738	862	876	Wisconsin.....	1,500	817	683	2,476	1,181	1,295
Mississippi....	1,250	678	572	990	512	478	Wyoming.....	20	13	7	29	9	20
Missouri.....	3,325	1,678	1,647	3,766	1,776	1,990							
Montana.....	99	69	30	126	70	56							
							Total.....	64,763	35,645	29,118	89,287	37,426	51,861

Of the blind in 1900 57.2 per cent were males and 42.8 per cent females; 55 per cent were totally and 45 per cent partially blind. The number of white blind was 56,533 and of the colored blind 8,288.

## INSANE, FEEBLE-MINDED AND PAUPERS (1903-1904).

[Bureau of the census report, 1906.]

STATE OR TERRITORY.	INSANE.			Feeble-Minded in institutions, 1904.	Paupers in almshouses, 1904.
	Number, Dec. 31, 1903.	No. per 100,000 population.	Increase+Decrease-1890 to 1903.		
Alabama.....	1,033	82.6	-14.5	.....	1,509
Arizona.....	224	165.5	+58.2	.....	582
Arkansas.....	667	4.4	-21.6	.....	1,557
California.....	5,717	361.3	+52.1	638	12,470
Colorado.....	754	128.9	-49.8	53	1,092
Connecticut.....	2,831	292.9	-17.4	262	4,403
Delaware.....	353	185.2	+50.2	.....	461
District of Columbia.....	2,453	828.6	+143.7	.....	378
Florida.....	713	125.4	+33.7	.....	504
Georgia.....	2,839	120.7	-21.9	.....	1,758
Idaho.....	255	135.6	-37.2	.....	238
Illinois.....	9,607	185.5	-11.9	1,507	10,081
Indiana.....	4,358	165.5	-15.4	1,118	4,920
Iowa.....	4,385	186.9	-19.7	1,152	2,915
Kansas.....	2,490	165.6	-39.9	434	1,335
Kentucky.....	3,058	135.9	-10.9	244	2,691
Louisiana.....	1,585	107.4	+26.0	.....	224
Maine.....	885	125.3	-71.2	.....	1,980
Maryland.....	2,505	202.0	+44.1	176	3,250
Massachusetts.....	8,679	288.5	-15.9	965	14,332
Michigan.....	5,440	215.6	-37.7	657	5,066
Minnesota.....	4,070	213.1	-43.7	1,071	1,064
Mississippi.....	1,493	90.8	+5.2	.....	741
Missouri.....	5,103	156.5	-28.9	354	3,588
Montana.....	543	194.4	-49.1	.....	1,073
Nebraska.....	1,536	143.9	-53.9	386	638
Nevada.....	200	472.4	-72.5	.....	518
New Hampshire.....	496	116.9	-138.3	72	1,796
New Jersey.....	4,865	238.4	+19.5	527	3,525
New Mexico.....	113	54.2	-11.4	.....	.....
New York.....	26,176	339.0	-41.5	2,594	22,806
North Carolina.....	1,883	94.5	-12.1	.....	2,382
North Dakota.....	446	122.2	+1.2	86	847
Ohio.....	8,621	199.0	-8.0	1,307	15,263
Oklahoma.....	413	80.5	+69.2	.....	139
Oregon.....	1,285	296.9	-82.9	.....	802
Pennsylvania.....	11,521	172.6	-11.3	2,201	18,792
Rhode Island.....	1,077	235.0	-4.9	.....	1,339
South Carolina.....	1,156	82.1	+2.9	.....	1,118
South Dakota.....	595	141.5	-47.2	77	509
Tennessee.....	1,713	81.1	-23.3	.....	3,272
Texas.....	3,345	100.1	+25.4	.....	1,814
Utah.....	314	114.5	-34.7	.....	368
Vermont.....	887	255.1	-7.5	.....	615
Virginia.....	3,137	162.9	-17.5	46	4,074
Washington.....	1,178	204.6	-24.9	121	726
West Virginia.....	1,475	143.3	+1.8	175	1,600
Wisconsin.....	5,023	227.9	-19.6	710	2,698
Wyoming.....	96	93.0	+27.1	.....	.....
Total.....	150,151	186.2	+16.2	16,946	163,176

Of the insane enumerated Dec. 31, 1903, 51.1 per cent were male and 48.9 per cent female; 93.4 per cent were white and 6.6 per cent colored. Of the white insane 72.7 per cent were of native parentage, 21.6 of foreign parentage and 5.7 of mixed parentage. The average age at admission of insane in hospitals is 38.5 years.

Of the white paupers enumerated Dec. 31, 1903, 56.8 per cent were native born and 43.2 per cent foreign born; 91.5 per cent were white and 8.5 per cent colored.

## INSANE IN FOREIGN COUNTRIES.

COUNTRY.	Year	Number.	No. per 100,000 population	COUNTRY.	Year	Number.	No. per 100,000 population
England and Wales.....	1903	113,964	340.1	Austria.....	1901	14,895	57.0
Scotland.....	1903	16,653	393.7	Hungary.....	1902	2,716	14.1
Ireland.....	1903	22,133	490.9	Netherlands.....	1903	8,958	167.5
Canada.....	1901	12,819	238.6	Switzerland.....	1901	7,434	224.2
France.....	1904	69,190	177.5	Norway.....	1902	1,833	80.5
Germany.....	1903	108,004	191.6	Sweden.....	1903	5,083	97.3
Italy.....	1899	34,892	109.2	Denmark.....	1901	3,438	140.3

## IMMIGRATION INTO THE UNITED STATES.

Fiscal years ended June 30.

COUNTRY.	1905.			1906.		
	Male.	Female.	Total.	Male.	Female.	Total.
Austria-Hungary.....	197,557	78,136	275,693	189,444	75,694	265,138
Belgium.....	3,554	1,748	5,302	3,520	1,579	5,099
Bulgaria, Servia, Montenegro..	1,950	53	2,013	4,561	105	4,666
Denmark.....	6,689	3,281	9,970	5,068	2,673	7,741
France.....	6,007	4,161	10,168	5,591	3,795	9,386
German empire.....	23,350	17,226	40,574	21,747	15,817	37,564
Greece.....	10,016	499	10,515	18,593	926	19,519
Italy.....	182,718	38,761	221,479	216,115	57,005	273,120
Netherlands.....	3,219	1,735	4,954	3,042	1,904	4,946
Norway.....	15,832	9,212	25,064	14,131	7,569	21,730
Portugal.....	3,151	1,877	5,028	5,012	3,505	8,517
Roumania.....	2,264	2,173	4,437	2,298	2,178	4,476
Russian empire and Finland...	127,871	57,026	184,897	127,253	88,412	215,665
Spain.....	2,156	444	2,600	1,571	350	1,921
Sweden.....	14,411	12,180	26,591	13,835	9,475	23,310
Switzerland.....	2,634	1,575	4,269	2,440	1,383	3,846
Turkey in Europe.....	4,237	142	4,542	9,130	380	9,510
United Kingdom—England	41,237	23,435	64,709	30,983	18,568	49,491
Ireland.....	23,841	29,104	52,945	18,234	16,761	34,995
Scotland.....	11,047	5,390	16,477	10,500	5,366	15,866
Wales.....	1,550	953	2,503	1,345	536	1,841
Europe, not specified.....	9	4	13	35	13	48
Total Europe.....	684,643	289,655	974,298	704,308	313,967	1,018,265
Chinese empire.....	2,897	160	3,057	1,404	140	1,544
Japan.....	9,106	1,226	10,332	12,344	1,491	13,835
India.....	155	35	196	187	29	216
Turkey in Asia.....	4,235	1,922	6,157	4,538	1,816	6,354
Other Asia.....	4,632	449	5,081	306	45	351
Total Asia.....	21,025	2,792	24,817	18,779	3,521	22,300
Africa.....	601	156	757	562	150	712
Australia, Tasmania, New Zealand.....	1,425	666	2,091	1,165	517	1,682
Pacific islands, not specified...	28	8	36	36	15	51
British North America.....	1,817	351	2,168	4,386	677	5,063
Central America.....	829	367	1,196	838	302	1,140
Mexico.....	2,182	459	2,641	1,643	354	1,997
South America.....	1,866	710	2,576	1,942	815	2,757
West Indies.....	11,264	5,377	16,641	11,101	2,555	13,656
Other countries.....	39	61	200	19,613	13,399	33,012
Grand total.....	724,914	301,585	1,026,499	764,463	336,272	1,100,735

## IMMIGRATION BY MONTHS.

Fiscal year ended June 30, 1906.

July.....	76,030	October.....	86,758	January.....	51,127	April.....	150,337
August.....	63,409	November.....	61,374	February.....	68,695	May.....	150,927
September.....	77,549	December.....	62,116	March.....	132,332	June.....	119,900

## IMMIGRATION SINCE 1871.

Years ended June 30.

1871.....	321,350	1879.....	177,826	1886.....	334,203	1893.....	502,917	1900.....	448,572
1872.....	404,806	1880.....	457,257	1887.....	490,109	1894.....	285,431	1901.....	487,918
1873.....	459,803	1881.....	609,431	1888.....	546,889	1895.....	258,536	1902.....	648,743
1874.....	313,339	1882.....	788,932	1889.....	444,427	1896.....	343,267	1903.....	857,046
1875.....	227,498	1883.....	603,322	1890.....	455,302	1897.....	230,832	1904.....	815,361
1876.....	169,986	1884.....	518,592	1891.....	560,319	1898.....	229,249	1905.....	1,026,449
1877.....	141,957	1885.....	395,346	1892.....	623,084	1899.....	311,715	1906.....	1,100,735
1878.....	138,469								

The total recorded immigration into the United States since the organization of the government is, in round numbers, 24,000,000 persons.

## IMMIGRATION LAW OF THE UNITED STATES.

Approved March 4, 1903.

The act codifies and amends the existing immigration laws. It raises the poll tax on aliens from \$1 to \$2, whether they arrive by sea or land, but exempts citizens of Canada, Cuba and Mexico. The tax is not levied on aliens in transit through the United States nor upon such as have been admitted

into the country before and have already paid the tax. The money collected from this source is to go into the national treasury and constitute a permanent fund for defraying the expenses of regulating immigration.

The following classes are excluded from admission into the United States: Idiots,



insane persons, epileptics and persons who have been insane five years previous; paupers and persons likely to become public charges; persons afflicted with dangerous and contagious diseases; felons, polygamists, anarchists or persons who believe in or advocate the overthrow by force or violence of the government of the United States or of all governments or of all forms of law, or the assassination of public officials; prostitutes; those who have been, within one year from the date of application for admission, deported as being under agreement or contract to perform labor or service of some kind; all assisted immigrants, unless it is affirmatively shown that they do not belong to any of the foregoing classes; but this section shall not be held to prevent persons living in the United

States from sending for a relative or friend who is not of the excluded classes. Persons convicted of purely political offenses are not excluded.

It is provided that skilled labor may be imported if labor of like kind unemployed cannot be found in this country. The provisions of the law applicable to contract labor do not exclude professional actors, artists, lecturers, singers, ministers of any religious denomination, professors for colleges or seminaries, persons belonging to any recognized learned profession or persons employed strictly as personal or domestic servants. The time within which persons landed in violation of law, or who shall become public charges, may be deported is extended from one to two and three years.

BRITISH EDUCATION BILL.

The most important measure passed by the house of commons at the first session of the new parliament in 1906 was the education bill. This, if concurred in by the house of lords, will nationalize all the primary schools of the united-kingdom, bring them under complete public control and abolish all religious tests. The first clause, which is the really operative one, is as follows:

"On and after Jan. 1, 1908, a school shall not be considered a public elementary school unless it is a school provided by the local education authority."

Until 1902 there were in the united kingdom board schools and "voluntary" or denominational schools, both receiving government support, and the former getting in addition a part of the taxes. An act of parliament in 1902 placed all the schools on the rates (taxes), and the schools were distinguished by the terms "provided" for board schools and "nonprovided" for voluntary schools. Under the act of 1906 all schools must be board schools and publicly managed, all "nonprovided" schools being abolished.

Undenominational teaching is to be the rule hereafter, with certain exceptions. Owners of existing denominational school buildings may make it a part of their bargain with the local authority that in the case of children whose parents so desire, religious instruction of "some special character" shall be permitted on not more than two mornings in the week. Such instruction, however, must not be paid for by the local authority nor may the teacher take part in it. On the other three mornings undenom-

national religious teaching will be given. No denominational teaching of any kind will be permitted in what are now provided schools or the old board schools.

In cases where the parents of at least four-fifths of the children desire for them religious instruction of a special character, and if there is sufficient public-school accommodation in the district for the remainder of the children, the local authority may allow "extended facilities" for such instruction, but not at the public expense.

Children attending public elementary schools are not required to be present in the schoolhouse except during the time allotted exclusively to secular instruction. No teacher is to be required as a part of his duty to give any religious instruction whatever, nor to attend any church, nor to be subject to any religious test. In all schools he may take part in undenominational religious teaching, but he must not take part, except in certain specified cases, in denominational instruction.

In addition to any other parliamentary grant, there shall be annually paid out of moneys provided by parliament a grant of £1,000,000 (\$5,000,000), to be distributed among the local education authorities in such shares and in such manner as may be determined by the board of education. The king is authorized to establish a central education authority for Wales, to be called the council of Wales, which shall have power to supply and to aid the supply of education of all kinds in Wales.

NATIONAL CEMETERIES.

There are seventy-eight national cemeteries in the United States, in which 317,836 soldiers and sailors who fell in the civil war are buried. Among the more important are the following:

Cemetery.	Known dead.	Unknown dead.
Andersonville, Ga.....	12,793	921
Antietam, Md.....	2,853	1,818
Arlington, Va.....	11,915	4,349
Beaufort, S. C.....	4,748	4,493
Chalmette, La.....	6,837	5,674
Chattanooga, Tenn.....	7,999	4,963
City Point, Va.....	3,778	1,374
Corinth, Miss.....	1,789	3,927

Cemetery.	Known dead.	Unknown dead.
Fredericksburg, Va.....	2,487	12,770
Gettysburg, Pa.....	1,967	1,608
Hampton, Va.....	4,930	494
Jefferson Barracks, Mo.....	8,584	2,906
Maricetta, Ga.....	7,183	2,963
Memphis, Tenn.....	5,160	8,817
Mound City, Ill.....	2,505	2,721
Nashville, Tenn.....	11,825	4,701
Poplar Grove, Va.....	2,197	3,993
Stone River, Tenn.....	3,821	2,324
Vicksburg, Miss.....	3,896	12,704
Winchester, Va.....	2,094	2,365

## ARCTIC AND ANTARCTIC EXPLORATION.

News was received from Robert E. Peary Nov. 2, 1906, that he had reached 87 degrees 6 minutes north latitude, thus eclipsing the record made by Duke d'Abuzzi in 1900 by about thirty-four miles. His telegram announcing this important event in the history of arctic exploration tersely summarized the work of his expedition as follows: "Hopedale, Labrador (via Twillingate, N. F.), Nov. 2.—Herbert L. Bridgman: The Roosevelt wintered on the north coast of Grant land, a little north of Alert's winter quarters. Went north with sledges in February via Hekla and Columbia. Delayed by open water between 84 and 85 degrees. Beyond 85 six days. Gale disrupted ice, destroyed caches, cut off communication with supporting bodies and drifted due east. Reached 87 degrees 6 minutes north latitude over ice, drifting steadily eastward. Returning ate eight dogs. Drifted eastward, delayed by open water, and reached north coast of Greenland in straitened conditions. Killed musk oxen and returned along Greenland coast to ship. Two supporting parties driven on north coast of Greenland. One reached by me in starvling condition. After one week's recuperation on Roosevelt sledged west, completing north coast of Grant land, and reached other land near 100th meridian. Homeward voyage was incessant battle with ice, storm and head winds. Roosevelt magnificent ice fighter and sea boat. No deaths or illness in expedition. PEARY."

Commander Peary sailed from New York for the north in his ship, the Roosevelt, July 15, 1905.

## WELLMAN-CHICAGO RECORD-HERALD EXPEDITION.

The Wellman-Chicago Record-Herald polar expedition attracted widespread attention during the year. Preparations for this were begun in the latter part of 1905, when the Chicago Record-Herald commissioned its Washington correspondent, Walter Wellman, to build an airship for the purpose of reaching the north pole. Mr. Wellman made the first public announcement of his plans Dec. 31, 1905, and in January proceeded to Paris, where he gave orders for the construction of a dirigible balloon according to plans elaborated by himself, M. Santos-Dumont and other experienced aeronauts. Briefly, his idea was to build an airship of sufficient size to carry himself and companions with the necessary equipment from Spitzbergen to the north pole and back while keeping in touch with the outside world by means of wireless telegraphy.

Work on the airship was begun in February, 1906, M. Louis Godard of Paris being the contracting engineer. The chief specifications were as follows: Length of balloon, 164.04 feet; greatest diameter, 52.49 feet; surface, 21,098 square feet; lifting power, 16,000 pounds; length of steel car, 52.5 feet; weight of airship complete, 6,600 pounds; weight of crew and equipment, 9,400 pounds; propelling power, two gasoline motors, one of fifty and the other of twenty-five horse-power. The airship was completed in June and on the 16th of that month it was shipped to Dane's island, Spitzbergen, where a balloon house was already

under construction. Wireless stations were constructed at Hammerfest, Norway, and on Dane's island and these were used during the summer.

Mr. Wellman arrived with his airship, which he christened "America," at the proposed starting point July 10 and joined with his companions in pushing forward the preparatory work as fast as possible, but there were many delays, defects were discovered in the machinery and other circumstances were such as to make it impossible to attempt the voyage until the summer of 1907. The idea of making the flight in 1906 was finally abandoned Aug. 28. This contingency had been foreseen from the start and was not unexpected. It is proposed to make the trip in July or August of 1907. Those who are expected to accompany Mr. Wellman are Gaston Hervieu, aeronaut; Maj. Hersey, weather observer; M. J. Smith, wireless telegraph expert, and Paul Colardeau, motor engineer.

## THE NORTHWEST PASSAGE.

In December, 1905, Capt. Roald Amundsen of Norway arrived in Alaska after having completed the northwest passage and relocated the magnetic pole. He began his voyage in June, 1903, sailing from Christiania in the forty-seven-ton sloop Gjoa. His course took him through Baffin bay, Lancaster sound, Barrow strait, Peel sound, James Ross strait, Rae strait, Simpson strait, Dease strait, Coronation gulf, Dolphin strait and Union strait to King Point on the western side of the Mackenzie river delta, arriving there in September, 1905. The voyage was completed through Bering strait in the summer of 1906, the Gjoa being taken to Seattle. Capt. Amundsen and his crew returned home via San Francisco, Chicago and New York. The expedition devoted much time to fixing the position of the north magnetic pole, which, it is reported, was found in King William land, not far from the place ascribed to it by Ross. The captain accumulated much information relating to magnetic variation, inclination and intensity, the three elements of terrestrial magnetism, and made extensive surveys in King William land, Boothia and the adjacent territory.

## THE MIKKELSEN EXPEDITION.

Capt. Einar Mikkelsen sailed in the schooner Duchess of Bedford from Victoria, B. C., May 21, 1906, on an expedition to the Beaufort sea and the regions lying between the American archipelago and the New Siberia Islands north of Asia. His purpose was to winter on Banks land and in the spring of 1907 start on a sledge journey from Prince Alfred cape toward the northwest. Capt. Mikkelsen received a grant of \$3,000 from the American Geographical society to aid him in his enterprise. He was accompanied by Ernest DeK. Leflingwell of Chicago.

## THE POLAR RECORD.

The record of the principal polar expeditions since 1871 stands:

ARCTIC.		
Year.	Explorer.	Deg. Min.
1871—	Capt. Hall.....	82 16
1876—	Capt. Nares.....	83 10

Year.	Explorer.	Deg.	Min.
1879—	Lieut. De Long.....	77	15
1882—	Lieut. Greely.....	83	24
1890—	Lieut. Peary.....	83	59
1891—	Lieut. Peary.....	83	24
1895—	Fridtjof Nansen.....	86	14
1900—	Duke d'Abruzzi.....	86	23
1902—	Lieut. Peary.....	84	17
1904—	Anthony Fiala.....	82	13
1906—	Commander Peary.....	87	06

ANTARCTIC.			
Year.	Explorer.	Deg.	Min.
1774—	Capt. Cook.....	71	15
1823—	Capt. Weddell.....	74	15
1842—	Capt. Ross.....	77	49
1895—	Borchgrevink.....	74	10
1898—	De Gerlache.....	71	36
1900—	Borchgrevink.....	78	50
1902—	Capt. Scott.....	82	17

**THE CARNEGIE HERO FUND.**

In April, 1904, Andrew Carnegie placed in the hands of a commission the sum of \$5,000,000 to be known as "the hero fund." Its purpose is to reward with medals and money the men and women who perform heroic deeds, or, in case they lose their lives, to care for those dependent upon them. Only such as follow peaceful vocations on sea or land in the United States and Canada are eligible to become beneficiaries of the fund. The headquarters of the commission is in Pittsburgh, Pa., and F. M. Wilmot is the secretary. The first awards of medals and money were made in May, and others in October, 1905. The names of the recipients will be found on page 360 of The Daily News Almanac and Year-Book for 1906. Awards announced May 16, 1906, included the following:

Lucy Ernst, Philadelphia, silver medal for saving life of boy bitten by a rattlesnake. She sucked the poison from the wound and was made seriously ill thereby.

Capt. T. E. Haggerty, silver medal and \$1,200; Fireman Michael Sasso and Engineer R. W. Simpson, each a silver medal and \$500 for rescue of crew of schooner Yukon near Ashtabula, O.

Widow of Michael Gismonde, Mount Pleasant, Pa., silver medal and \$600. Her husband lost his life trying to save a boy overcome by gas.

William Watkins, Edwardsville, Pa., silver medal and \$1,200 for rescuing three miners from death by gas.

Michael P. O'Brien, New York, N. Y., silver medal for rescuing a mother and two children from a burning building.

Walter H. Murbach, Elyria, O., silver medal for rescue of a boy from drowning.

Widow of Henry Stuckel, Unity, Pa., bronze medal and \$1,200. Mr. Stuckel lost his life trying to save two men from drowning.

John Delo, Oil City, Pa., bronze medal and \$500 for rescuing comrade from being electrocuted on an electric light pole.

Therese S. McNally, 13 years of age,

bronze medal and \$2,000 for saving a 4-year-old child from drowning.

Richard X. Hughes, Bangor, Pa., bronze medal for rescuing a workman whose clothing had caught fire.

Capt. Mark Casto and crew of six men of fishing schooner, medals and \$9,500 for rescuing fifty-two persons from wreck of steamer Cherokee, near Atlantic City, N. J., Jan. 14, 1906. (Award announced Jan. 31, 1906.)

The following awards were announced Oct. 17, 1906:

William J. A. Darst, aged 14, and Clifford W. Snyder, aged 14, each a bronze medal and \$1,000 for saving two boys from drowning in Lake Michigan at Chicago.

Elsie C. Plantz, aged 15, Appleton, Wis., silver medal for rescuing a girl from river. Irving Church, aged 20, Menominee Falls, Mich., bronze medal for rescuing three girls from river.

Harris J. Giddings, Lawrence A. Hanlon and Peter Lancaster, Milwaukee, Wis., firemen, each a gold medal and \$1,500 for rescuing at the risk of their lives man imprisoned in tunnel.

James V. Goodman, aged 30, Warsaw, Ind., killed while rescuing city marshal from sewer where he had been overcome by gas; widow given a silver medal and \$1,500.

Arthur Simon, aged 15, Wabash, Ind., bronze medal for saving two girls from drowning.

William C. Stillwell, aged 13, Bellaire, Mich., bronze medal and \$2,000 for saving young girl from drowning.

Rufus K. Combs, Midway, Ky., silver medal and \$1,000 for saving man from vault filled with gas.

Samuel M. de Sherbinin, Langham, Canada, bronze medal for saving man from drowning.

Henry J. Schiller, aged 31, Lakeside, O., bronze medal and \$1,500 for saving boy from drowning in the lake.

John M. Parks, LeRoy McCoy and Wallace C. McPheters, Ketchum, Idaho, bronze medals for saving fellow miners from death.

The total of the cash awards made in May and October was \$23,500.

**PASSPORTS.**

Passports are issued to citizens of the United States upon application to the state department in Washington. The application must be accompanied by an affidavit, attested by a notary public or other officer empowered to administer oaths, stating that the applicant is a citizen and giving the place of birth and age, and it must be accompanied by the certificate of one other citizen, to whom he is personally known, that the declaration made by the applicant

is true. The application must also be accompanied by a description of the person, particularly as to age, height, complexion, forehead, eyes, nose, mouth, chin, hair and face. Blank forms are furnished by the state department upon application. The fee for each passport is \$1. Citizens traveling abroad may also obtain passports by applying to United States ambassadors and ministers.

### REVOLUTION IN CUBA.

Dissatisfaction with the way in which the presidential election in December, 1905, was conducted and the filling of the government offices with moderates led the liberal party of Cuba to revolt against President Palma in 1906. Disorder began in the early part of the year and culminated in armed insurrection in August and September. Among the most active of the rebel leaders were Gen. Loinaz del Castillo, Col. Piuo Guerra, Juan Gilberto Gomez, Velas, Carlos and Justo Garcia and Gen. Demetrio Castillo. Their operations were carried on chiefly in the provinces of Pinar del Rio, Havana, Santa Clara and Santiago. The government troops were unable to offer effective resistance and before the middle of September nearly the whole of the country with the exception of the city of Havana was in the possession of the insurgents.

Sept. 14 President Roosevelt wrote a letter to Senor Quesada, Cuban minister to the United States, in which he warned the Cuban people that unless they adjusted their differences peaceably and put an end to the armed revolt it would be the duty of the United States, under its treaty with Cuba, to intervene for the protection of life, property and individual liberty. At the same time he sent the secretary of war, William H. Taft, and the assistant secretary of state, Robert Bacon, to Havana as the representatives of the United States to secure a settlement of the troubles. Warships had already been sent and Sept. 13 a number of marines were temporarily landed in Havana. Conferences were held between representatives of the insurgents and the government and the American officials with the result that a truce was declared. President Palma considered the terms upon which peace was to be re-established humiliating and, with the members of his cabinet, resigned Sept. 29. The Cuban congress was dissolved on the same day and thus the country was left without a government. Secretary Taft immediately assumed charge on behalf of the United States and issued a proclamation, dated at Havana, Sept. 29, 1906, the essential part of which follows:

"To the people of Cuba: The failure of congress to act on the irrevocable resignation of the president of the republic of Cuba or to elect a successor leaves the country without a government at a time when great disorder prevails and requires that, pursuant to the request of Mr. Palma, the necessary steps be taken in the name and by the authority of the president of the United States to restore order and protect life and property in the island of Cuba and the islands and keys adjacent thereto, and for this purpose to establish therein a provisional government.

"The provisional government hereby established will be maintained only long enough to restore order, peace and public confidence, by direction of and in the name of the president of the United States, and then to hold such elections as may be necessary to determine on those persons upon whom the permanent government of the republic should be devolved.

"In so far as is consistent with the nature of a provisional government established under the authority of the United States this will be a Cuban government, conforming with the constitution of Cuba. The Cuban flag will be hoisted as usual over the government buildings of the island; all the executive departments and provincial and municipal governments, including that of the city of Havana, will continue to be administered as under the Cuban republic; the courts will continue to administer justice and all the laws not in their nature inapplicable by reason of the temporary and emergent character of the government will be in force."

Oct. 3 President Roosevelt appointed Charles E. Magoon provisional governor of Cuba and Oct. 13 Secretaries Taft and Bacon sailed for home. Gen. J. F. Bell, chief of staff, was placed in command of the "Army of Cuban Pacification," consisting of about 6,000 men. The insurgents gave up their arms and Oct. 10 a proclamation giving general amnesty was issued covering all acts of political violence.

### THE CARNEGIE FOUNDATION.

On the 27th of April, 1905, it was announced by Frank A. Vanderlip, vice-president of the National City bank of New York city, that Andrew Carnegie had transferred to a board of trustees \$10,000,000 first mortgage 5 per cent United States Steel corporation bonds, the purpose of the trust fund thus created being to provide annuities for college professors in the United States, Canada and Newfoundland who from old age or other physical disability are no longer in a position to render the most efficient service. The trustees are as follows:

A. T. Hadley, Yale university.  
Charles William Elliot, Harvard university.  
Nicholas Murray Butler, Columbia university.  
Jacob G. Schurman, Cornell university.  
Woodrow Wilson, Princeton university.  
L. Clark Seelye, Smith college.  
Charles C. Harrison, University of Pennsylvania.  
Alex. C. Humphreys, Stevens institute.

S. B. McCormick, Western University of Pennsylvania.

Edwin B. Craighead, Tulane university.

H. C. King, Oberlin college.

C. F. Thwing, Western Reserve university.

Thomas McClelland, Knox college.

Edwin H. Hughes, Depauw university.

H. McClelland Bell, Drake university.

George H. Denny, Washington and Lee university.

President Peterson, McGill university.

Samuel Plantz, Lawrence university.

David S. Jordan, Leland Stanford Jr. university.

W. H. Crawford, Allegheny college.

Henry S. Pritchett, Massachusetts Institute of Technology.

F. A. Vanderlip, New York.

T. Morris Carnegie, New York.

R. A. Franks, Hoboken, N. J.

The corporation having charge of the fund is styled "The Carnegie Foundation." No annuity to exceed \$2,400 is paid.

## ISLAND OF PORTO RICO.

Porto Rico, according to the decision of the United States Supreme court in the insular cases May 27, 1901, is a territory appurtenant and belonging to the United States, but not a part of the United States within the revenue clause of the constitution. The island was ceded to the United States by Spain Dec. 10, 1898, and was under military rule until the Foraker law went into effect May 1, 1900. (For the provisions of that law see The Daily News Almanac for 1901.) In accordance with the third section of that act, the legislative assembly of Porto Rico having put into operation a system of local taxation to meet the necessities of government, President McKinley on the 25th of July, 1901—the anniversary of the landing of American troops on the island in 1898—proclaimed free trade between the United States and Porto Rico.

**GOVERNMENT**—Civil government, under the provisions of the Foraker act, was established May 1, 1900. The upper house consists of eleven members, six of whom are "cabinet" officers appointed by the president; the lower house is made up of thirty-five delegates elected by the people every two years. The governor, who is appointed by the president, has practically the same duties as the governor of any other territory of the United States. The present offi-

cers are: Governor, Beekman Winthrop; secretary, R. H. Post; attorney-general, Frank Fuerle; commissioner of education, Roland P. Falkner.

**AREA AND POPULATION**—The area of Porto Rico is about 3,600 square miles and the population, as shown by the military census of 1899, is 953,243. Of these 941,751 are natives. The whites number 589,426 and the colored 363,817. The colored are subdivided into 304,352 mestizos, 59,390 negroes and 75 Chinese. By departments the population is: Aguadilla, 99,645; Arecibo, 162,308; Bayamon, 147,681; Guayama, 111,986; Humacao, 100,866; Mayaguez, 127,566; Ponce, 203,191. The cities having more than 5,000 inhabitants are: San Juan, 32,048; Ponce, 27,952; Mayaguez, 15,187; Arecibo, 8,008; Aguadilla, 6,425; Yauco, 6,108; Caguas, 5,450; Guayama, 5,334.

**COMMERCE**—For the year ended June 30, 1906, the total domestic exports from Porto Rico to foreign countries were \$4,060,534, and to the United States \$19,055,474. Foreign imports amounted to \$2,602,784, and imports from the United States amounted to \$18,648,991. Of the exports Spain took \$810,290; Cuba, \$1,556,293; France, \$634,191; Germany, \$136,106; Austria-Hungary, \$274,932.

The leading articles of export are coffee, oranges, brown sugar and tobacco.

## THE PHILIPPINE ISLANDS.

The Philippine Islands were ceded to the United States by Spain Dec. 10, 1898. Maj.-Gen. Merritt was the first military governor. He was succeeded in August, 1899, by Maj.-Gen. E. S. Otis, who in turn was followed in May, 1900, by Maj.-Gen. Arthur MacArthur. The last named remained in office until July 4, 1901, when the military authority was transferred to Gen. A. R. Chaffee. By order of the president Gen. Chaffee was relieved of his duties as military governor July 4, 1902, and the office terminated. The Philippine commission was at the same time made the superior authority. Sept. 2 the islands were divided into three military departments, to be known as the department of Luzon, the department of Visayas and the department of Mindanao.

**OFFICIALS AND SALARIES**—The government of the Philippine Islands is in the hands of a commission appointed by the president of the United States, consisting in November, 1906, of James F. Smith of California, Prof. Dean C. Worcester of Michigan, W. Morgan Shuster of the District of Columbia, W. Cameron Forbes of Massachusetts and Trinidad Pardo de Tavera, Benito Legarda and Jose R. Luzuriaga of the Philippines. The officers in 1906 were:

Governor-General—James F. Smith.  
Vice-Governor and Secretary of Commerce and Police—Vacancy.

Secretary Interior Department—Dean C. Worcester.

Secretary of Commerce and Police—W. Cameron Forbes.

Secretary Public Instruction—W. M. Shuster.

Executive Secretary—Arthur W. Fergusson.  
Auditor—Abraham L. Lawshe.

Treasurer—Frank A. Branagan.

Superintendent of Education—David P. Barrows.

Director-General of Posts—C. M. Cotterman.

Attorney-General—Gregorio Araneta.

Solicitor-General—Vacancy.

Acting Collector of Customs—H. B. McCoy.

Chief Justice Supreme Court—Cayetano Arellano.

The governor receives \$20,000 a year (\$15,000 as governor-general) and the other commissioners receive \$15,500 each (\$10,500 being for their services as heads of departments). The salaries of other leading officials are: Executive secretary, \$7,500; assistant executive secretary, \$4,000; auditor, \$6,000; collector of customs, \$7,000; attorney-general, \$7,000; solicitor-general, \$5,000; chief justice Supreme court, \$10,500; associate justices, \$10,000; superintendent of public education, \$6,000; director-general of posts, \$6,000; treasurer, \$7,000.

**AREA AND POPULATION**—The total land and water area of the Philippine archipelago is 832,968 square miles and the population 7,635,436.

**PRODUCTS AND CLIMATE**—The chief products are hemp, sugar, coffee, tobacco leaf, copra, cigars and indigo. Between 600,000 and 700,000 bales of hemp are exported annually.

The climate of the Philippine islands is considered excellent, for the tropics. The mean temperature in Manila ranges from 77 in January to 83 in May. June, July, August and September are the rainy months; March, April and May the hot and dry, and October, November, December, January and February the temperate and dry.

**TRADE WITH THE UNITED STATES**—The

shipments of merchandise from the United States to the Philippines in the fiscal year ended June 30, 1906, amounted in value to \$5,458,867, as compared with \$6,198,384 in 1905. The principal articles sent were: Bread-stuffs, \$379,756; cotton manufactures, \$403,896; iron and steel manufactures, \$838,918; oils, \$218,593; provisions, \$490,705; spirits, wines and liquors, \$149,798; wood and manu-

factures of wood, \$431,249. The imports amounted in value to \$12,337,927, as compared with \$12,657,904 in 1905. The principal articles imported were: Unmanufactured mania, \$10,818,683; straw hats, \$29,807; sugar, \$1,424,136; tobacco, \$5,896.

IMPORTS AND EXPORTS—The total imports of the Philippine islands in 1905 amounted to \$25,114,852; total exports, \$16,681,097.

POPULATION OF THE PHILIPPINES.

[Census taken in 1903.]

PROVINCE OR COMANDANCIA.*	Total population.	Civil-ized.	Wild.	PROVINCE OR COMANDANCIA.	Total population.	Civil-ized.	Wild.
Abra.....	51,890	37,823	14,067	Manila city.....	219,928	219,928	.....
Albay.....	240,326	239,434	892	Marinduque.....	51,674	51,674	.....
Ambos Camarines.....	239,405	233,472	5,933	Masbate.....	43,675	43,675	.....
Antique.....	134,166	131,245	2,921	Mindoro.....	39,582	32,318	7,264
Basilan.....	30,179	1,331	28,848	Misamis.....	175,683	135,473	40,210
Bataan.....	46,787	45,166	1,621	Negros Occidental.....	308,272	303,660	4,612
Batangas.....	257,715	257,715	.....	Negros Oriental.....	201,494	134,889	16,605
Benguet.....	22,745	917	21,828	Nueva Ecija.....	134,147	132,969	1,148
Bohol.....	269,223	269,223	.....	Nueva Vizcaya.....	62,541	16,026	46,515
Bulacan.....	223,742	223,327	415	Pampanga.....	223,754	222,656	1,098
Caayan.....	156,239	142,825	13,414	Pangasinan.....	397,902	394,516	3,386
Capiz.....	230,721	225,082	5,639	Paragua.....	29,351	27,493	1,858
Cavite.....	134,779	134,779	.....	Paragua Sur.....	6,345	1,539	4,806
Cebu.....	653,727	653,727	.....	Rizal.....	150,923	148,502	2,421
Cottabato.....	23,875	2,313	123,562	Romblon.....	52,848	52,848	.....
Dapitan.....	23,577	17,154	6,423	Samar.....	266,257	265,549	688
Davao.....	65,496	20,224	45,272	Siasi.....	24,562	297	24,265
Ilocos Norte.....	178,965	176,785	2,210	Sorsogon.....	120,495	120,454	41
Ilocos Sur.....	187,411	173,800	13,611	Surigao.....	115,112	99,298	15,814
Iloilo.....	410,315	403,962	6,383	Tarlac.....	135,107	133,513	1,594
Isabela.....	76,431	68,793	7,638	Tawi Tawi.....	14,658	93	14,565
Jolo.....	51,389	1,270	50,119	Tababas.....	153,065	150,262	2,803
La Laguna.....	148,606	148,606	.....	Zambales.....	104,549	101,381	3,168
La Union.....	137,839	127,789	10,050	Zamboanga.....	44,322	20,692	23,630
Lepanto-Bontoc.....	72,750	2,467	70,283	Total.....	7,635,426	6,987,686	647,740
Leyte.....	388,922	388,922	.....				

\*Comandancia is Spanish for military district. At the date of the census the civil organization had not been extended to all parts of the archipelago and certain districts were therefore returned as comandancias which have since become civil districts. †Subprovince of Tayabas. ‡Exclusive of subprovince of Marinduque.

Population of Principal Islands—Bohol, 243,148; Cebu, 592,247; Jolo, 44,718; Leyte, 357,641; Luzon, 3,798,507; Marinduque, 50,601; Mindanao, 499,634, of whom 252,940 are uncivilized; Negros, 460,776 (21,217 uncivilized); Panay, 743,646 (14,933 uncivilized); Samar, 222,630.

TERRITORY OF HAWAII.

Annexed to United States Aug 12, 1896.

Created a territory June 14, 1900.

Governor—George H. Carter.

Secretary—Henry E. Cooper.

POPULATION—According to the federal census of 1900 the total population of the territory is 154,001. In 1890 it was 89,990. The only large city is Honolulu, which in 1900 had a population of 39,306. By island divisions the population is as follows: Hawaii, 46,843; Kauai and Niihan, 20,734; Lanai and Maui, 25,416; Oahu, 58,504; Molokai, 2,504.

COMMERCE WITH THE UNITED STATES—The total value of the shipments of merchandise from Hawaii to the United States for the

twelve months ended June 30, 1906, was \$26,850,463. Brown sugar was the principal item, amounting to 712,560,997 pounds, valued at \$23,840,803. The other articles of importance were: Coffee, \$248,593; hides and skins, \$126,425; fruits, \$287,603; raw wool, \$45,883; rice, \$223,012. The total value of the shipments of merchandise from the United States to Hawaii was \$11,771,155. The principal articles were: Iron, steel and machinery, \$1,380,414; leather and manufactures of, \$307,848; oils, \$1,269,711; provisions, \$587,334; tobacco, \$494,818; lumber and manufactures of wood, \$814,250; wool, manufactures of, \$192,852; wines and liquors, \$540,955.

TUTUILA AND GUAM.

TUTUILA.

Acquired by United States January, 1900. Area, including Manua and several other small islands, 79 square miles.

Population, about 4,000.

Pango-Pango harbor acquired by the United States in 1872.

GUAM.

Ceded to United States by Spain Dec. 10, 1898.

Area about 200 square miles.

Population, about 9,000.

First American governor, Capt. R. P. Leary, U. S. N.

## MANUFACTURES IN THE UNITED STATES.

[Bureau of census report, 1906.]

COMPARATIVE SUMMARY, 1860-1905.

	1905.	1900.	1890.	1880.	1870.	1860.
Establishments.....	216,262	207,562	355,415	253,852	252,148	140,433
Capital.....	\$12,686,265,673	\$8,978,825,200	\$6,525,156,486	\$2,790,272,606	\$2,118,206,709	\$1,009,855,715
Salaries persons.....	519,751	564,202	461,009	.....	.....	.....
Salaries.....	\$574,761,231	\$380,889,091	\$391,988,208	.....	.....	.....
Wage earners*.....	5,470,521	4,715,023	4,251,613	2,732,595	2,033,996	1,311,246
Wages.....	\$2,611,540,532	\$2,009,755,799	\$1,891,228,321	\$947,953,796	\$775,584,343	\$378,878,966
General expenses.....	\$1,455,613,473	\$995,000,225	\$631,225,035	.....	.....	.....
Cost of materials.....	\$8,503,949,756	\$7,567,614,074	\$5,162,044,076	\$3,396,823,549	\$2,488,427,242	\$1,081,605,092
Value of products†.....	\$14,802,147,087	\$11,411,121,122	\$9,372,437,233	\$5,369,579,191	\$4,232,325,442	\$1,885,861,676

\*Average number. †Gross value.

## MANUFACTURES BY STATES AND TERRITORIES (1905).

STATE OR TERRITORY.	Capital invested.	Gross value of product.	STATE OR TERRITORY.	Capital invested.	Gross value of product.
Alabama.....	\$105,382,859	\$109,169,922	Nevada.....	\$2,891,997	\$3,006,274
Alaska.....	10,884,739	8,244,524	New Hampshire.....	109,495,072	123,610,904
Arizona.....	14,336,654	28,083,192	New Jersey.....	715,000,174	774,369,025
Arkansas.....	44,306,116	53,964,304	New Mexico.....	4,638,248	5,705,880
California.....	282,647,201	367,218,494	New York.....	2,091,459,915	2,488,345,579
Colorado.....	107,963,500	100,143,939	North Carolina.....	141,000,639	142,520,776
Connecticut.....	373,283,580	369,082,091	North Dakota.....	5,709,837	10,217,914
Delaware.....	50,925,630	41,160,276	Ohio.....	856,988,830	960,811,857
Dist. of Columbia.....	20,199,783	18,359,159	Oklahoma.....	11,107,762	16,549,656
Florida.....	32,971,982	50,298,290	Oregon.....	44,023,548	55,525,123
Georgia.....	135,211,551	151,040,453	Pennsylvania.....	1,993,836,988	1,955,551,332
Idaho.....	9,989,445	8,768,743	Rhode Island.....	215,901,375	202,109,583
Illinois.....	975,844,739	1,410,342,129	South Carolina.....	113,422,224	79,376,262
Indiana.....	5,016,654	7,909,451	South Dakota.....	7,585,142	13,085,333
Iowa.....	312,071,234	393,954,405	Tennessee.....	102,433,481	137,960,476
Kansas.....	111,427,429	160,572,313	Texas.....	115,664,871	150,523,880
Kentucky.....	88,680,117	198,244,392	Utah.....	26,004,011	38,926,464
Louisiana.....	147,262,478	159,753,968	Vermont.....	62,658,741	63,083,611
Maine.....	150,810,608	186,379,592	Virginia.....	147,989,182	148,856,625
Maryland.....	143,707,750	144,020,197	Washington.....	96,952,621	128,891,677
Massachusetts.....	201,877,966	243,375,996	West Virginia.....	86,820,823	99,040,676
Michigan.....	965,948,887	1,124,092,051	Wisconsin.....	412,647,051	411,139,681
Minnesota.....	337,894,102	429,120,000	Wyoming.....	2,695,889	3,523,260
Mississippi.....	184,903,271	307,858,073	Total.....	12,686,265,673	14,802,147,087
Missouri.....	50,256,309	57,451,445	Total 1900.....	8,978,825,200	11,411,121,122
Montana.....	379,368,827	439,548,957	Per cent increase.....	41.3	20.7
Nebraska.....	52,589,810	66,415,452			
	80,235,310	154,918,220			

## MANUFACTURES IN LARGE CITIES (1905).

CITIES.	Capital invested.	Value of product.	CITIES.	Capital invested.	Value of product.
Boston, Mass.....	\$131,562,822	\$184,351,163	Pittsburg, Pa.....	\$202,424,240	\$165,428,881
Buffalo, N. Y.....	137,023,114	147,377,873	Providence, R. I.....	95,666,407	91,980,963
Chicago, Ill.....	637,745,474	955,036,277	Rochester, N. Y.....	71,529,724	82,747,370
Cincinnati, O.....	139,271,811	166,059,745	St. Louis, Mo.....	265,936,570	267,307,068
Cleveland, O.....	156,500,252	172,115,101	St. Paul, Minn.....	36,401,282	38,918,670
Detroit, Mich.....	91,228,214	128,761,658	San Francisco, Cal.....	102,362,378	137,688,233
Indianapolis, Ind.....	53,419,820	82,227,950	Syracuse, N. Y.....	38,740,651	44,833,751
Kansas City, Mo.....	32,126,674	35,573,049	Toledo, O.....	38,643,300	44,823,004
Milwaukee, Wis.....	162,129,641	138,881,545	Trenton, N. J.....	41,623,232	52,719,945
Minneapolis, Minn.....	66,694,604	121,593,120	Troy, N. Y.....	32,697,084	31,860,389
New York, N. Y.....	1,042,946,487	1,526,523,006	Washington, D. C.....	20,199,783	18,559,159
Newark, N. J.....	119,026,172	150,055,227	Wilmington, Del.....	33,226,991	30,300,039
Omaha, Neb.....	34,557,961	54,003,704	Worcester, Mass.....	48,771,852	52,144,965
Philadelphia, Pa.....	520,178,654	591,388,078	Youngstown, O.....	42,370,660	43,126,885

## SANTOS DUMONT'S FLYING MACHINE.

In Paris Oct. 23, 1906, M. Santos Dumont, the aeronaut, made a circular flight of more than one kilometer (.62 mile) in a machine built on the aeroplane principle and propelled by a sixty-horse-power motor. While

the flight was not entirely successful, it apparently demonstrated that the problem of aerial navigation without the aid of gas had been solved and M. Dumont was awarded a cup and cash prize of \$10,000.

## LEADING INDUSTRIES BY GROUPS.

GROUP.	Con- sus.	Estab- lish- ments.	Capital.	Wage earn- ers.	Wages.	Cost of ma- terials used.	Value of products.
Food and kindred products.....	1905	45,790	\$1,173,151,276	354,054	\$164,601,803	\$2,304,416,564	\$2,845,234,900
	1900	41,139	900,927,187	301,305	125,538,463	1,778,644,270	2,193,791,518
Textiles.....	1905	17,042	1,744,169,234	1,156,306	419,841,630	1,476,562,061	2,147,441,484
	1900	17,647	1,340,633,629	1,022,123	341,651,496	884,846,961	1,628,006,214
Iron and steel and their products....	1905	14,239	2,351,498,157	857,208	482,357,503	1,179,981,458	2,176,759,726
	1900	13,874	1,558,439,831	737,986	484,233,365	993,965,831	1,806,273,241
Lumber and its re- manufactures.....	1905	32,726	1,013,827,138	735,945	336,058,173	518,908,150	1,223,730,336
	1900	35,181	730,067,675	672,655	233,626,194	481,761,505	1,009,778,057
Leather and its fin- ished products....	1905	4,945	440,777,194	255,368	116,094,140	471,112,321	705,747,470
	1900	5,313	327,804,674	241,002	98,726,363	390,673,471	503,619,254
Paper and printing..	1905	30,787	798,758,312	350,205	155,547,791	308,269,655	857,112,256
	1900	26,065	557,131,055	297,320	139,950,715	183,701,954	605,114,847
Liquors & beverages	1905	6,381	639,547,620	68,340	45,146,285	219,854,147	501,266,605
	1900	5,740	515,160,244	55,120	33,217,604	93,815,032	382,808,381
Chemicals and allied products.....	1905	9,680	1,504,723,510	210,165	93,965,248	609,351,160	1,031,365,293
	1900	8,812	1,139,036,104	182,227	71,594,508	437,637,550	785,432,542
Clay, glass and stone products.....	1905	10,775	553,846,682	285,365	148,471,903	123,124,392	391,230,422
	1900	11,527	335,400,558	231,753	102,867,056	85,168,409	270,726,065
Metals and metal products other than iron and steel	1905	6,310	598,340,758	211,706	117,599,837	644,567,583	922,268,457
	1900	5,505	389,735,215	171,963	87,198,156	481,190,510	710,825,156
Tobacco.....	1905	16,328	323,983,501	159,408	62,640,303	126,088,608	331,117,681
	1900	14,959	111,517,318	132,526	47,975,331	92,866,542	263,713,173
Vehicles for land transportation....	1905	7,285	447,637,020	384,577	221,860,517	334,244,377	643,924,442
	1900	8,739	394,235,576	314,340	163,038,574	267,129,730	505,004,454
Shipbuilding.....	1905	1,067	121,623,700	50,754	29,241,087	37,463,179	82,769,239
	1900	1,107	77,341,001	46,747	24,824,738	33,474,896	74,532,277
Miscellaneous in- dustries.....	1905	12,377	974,316,571	390,831	187,514,312	460,205,501	941,604,873
	1900	11,394	621,318,135	307,296	134,833,266	332,732,413	655,010,866
United States.....	1905	216,262	12,686,265,673	5,470,321	2,611,540,532	8,508,949,756	14,802,147,087
	1900	207,562	8,978,825,200	4,715,023	2,009,735,739	6,577,614,074	11,411,121,122

## INTERNATIONAL TRADE UNION STATISTICS.

[Compiled by the New York state department of labor, September, 1906.]

COUNTRY.	Date.	No. of local unions.	Aggregate membership.	Population, 1900-1.
United States.....	1905	.....	*2,000,000	76,000,000
Great Britain and Ireland.....	Jan. 1, 1905	16,213	1,866,755	41,458,721
Germany.....	(average) 1905	14,828	1,822,343	56,367,178
France.....	Jan. 1, 1905	4,625	781,344	33,961,945
New York.....	Sept. 1, 1905	2,402	383,286	7,268,894
Austria.....	Dec. 31, 1905	3,111	323,069	26,150,708
Italy.....	1904	.....	260,102	32,475,253
Belgium.....	1905	.....	128,700	6,636,810
Sweden.....	1904	.....	105,000	5,293,851
Australia.....	Jan. 1, 1904	.....	100,626	3,782,943
Denmark.....	Jan. 1, 1904	1,156	90,911	2,449,540
Hungary.....	Dec. 31, 1905	40	71,173	19,254,559
Spain.....	Feb. 1, 1905	373	56,905	18,618,086
Switzerland.....	Dec., 1905	618	48,000	3,325,023
Netherlands.....	1904	.....	37,221	5,104,137
New Zealand.....	1904	260	27,714	772,179
Norway.....	1904	.....	16,227	2,221,477
Total.....	.....	.....	8,119,406	345,198,844

\*Estimated.

The membership of trade unions in the United States can only be stated approximately, as there are numerous organizations that publish no figures and many others claim no accuracy for the figures that they do publish; even the American Federation of Labor does not obtain accurate reports as to the membership of the affiliated national unions. The total membership of the federation as officially reported at its annual convention last December was 1,494,300. To

this may be added 250,000 members of the seven organizations of railway men that are not attached to the federation and perhaps as many more in other outside unions and federations—including in the latter term the Knights of Labor, American Labor union, Industrial Workers of the World, and in the former term the boxmakers and sawyers, bricklayers and masons, letter carriers, lithographers, Western Federation of Miners, plasterers and stonecutters.

## DIVORCE DECISION BY THE SUPREME COURT.

It was decided by the United States Supreme court April 16, 1906, that divorces obtained in states which do not have jurisdiction over both parties to a marriage are

not enforceable outside the state granting them. A divorce to be legal must be obtained in the state of which both parties are residents.



## LABOR ORGANIZATIONS.

## AMERICAN FEDERATION OF LABOR.

Headquarters, Washington, D. C.  
 President—Samuel Gompers.  
 Secretary—Frank Morrison.  
 Treasurer—John B. Lennon, Bloomington, Ill.  
 National and International unions, 119.  
 State branches, 36.  
 City centrals, 549.  
 Local trade and federal labor unions, 846.  
 Estimated total membership, 1,500,000.  
 Total number local unions, 27,000.  
 First convention held Nov. 15-18, 1881.

AFFILIATED NATIONAL AND INTERNATIONAL ORGANIZATIONS, NAMES AND ADDRESSES OF SECRETARIES.

Actors' National Protective Union of America—Lew Morton, 8 Union square, New York, N. Y.  
 Asbestos Workers of America, National Association of Heat, Frost and General Insulators—P. G. Jessen, 2620 Clark avenue, St. Louis, Mo.  
 Bakery and Confectionery Workers' International Union of America—F. H. Harzbecker, 161 Randolph street, Chicago, Ill.  
 Barbers' International Union, Journeymen—Jacob Fischer, box 517, Indianapolis, Ind.  
 Bill Posters and Billers of America, National Alliance—William J. Murray, box 74, Tappan, N. J.  
 Blacksmiths, International Brotherhood of—George J. Werner, suite 570-585 Monon building, Chicago, Ill.  
 Boiler Makers and Iron Ship Builders of America, Brotherhood of—W. J. Giltner, Portsmouth bldg., Kansas City, Kas.  
 Bookbinders, International Brotherhood of—James W. Dougherty, 132 Nassau street, New York, N. Y.  
 Boot and Shoe Workers' Union—C. L. Balne, 246 Sumner street, Boston, Mass.  
 Brewery Workmen, International Union of United—Louis Kemper, rooms 109-110 Odd Fellows' temple, 7th and Elm streets, Cincinnati, O.  
 Brick, Tile and Terra Cotta Workers' Alliance, International—George Hodge, rooms 509-10 Garden City block, 56 5th avenue, Chicago, Ill.  
 Bridge and Structural Iron Workers, International Association of—J. J. McNamara, 517 Superior building, Cleveland, O.  
 Broom Makers' Union, International—Oliver A. Brower, 14 Swan street, Amsterdam, N. Y.  
 Brushmakers' International Union—John M. McElroy, 1822 Stiles street, Philadelphia, Pa.  
 Carpenters and Joiners of America, United Brotherhood of—Frank Duffy, P. O. box 187, Indianapolis, Ind.  
 Carpenters and Joiners, Amalgamated Society of—Thomas Atkinson, 332 E. 93d street, New York, N. Y.  
 Carriage and Wagon Workers, International—Charles A. Bastian, room 304, 30-36 LaSalle street, Chicago, Ill.  
 Carvers' Association of North America, International Wood—John S. Henry, 1220 3d avenue, New York, N. Y.  
 Car Workers, International Association of—G. W. Gibson, 1205-06 Star building, 356 Dearborn street, Chicago, Ill.  
 Cement Workers, American Brotherhood of—Henry Ullner, 525 13th street, Oakland, Cal.

Chainmakers' National Union of the United States of America—Curtin C. Miller, 162 Wisconsin avenue, Columbus, O.  
 Cigarmakers' International Union of America—George W. Perkins, 820 Monon block, 320 Dearborn street, Chicago, Ill.  
 Clerks' International Protective Association, Retail—Max Morris, box 1581, Denver, Col.  
 Cloth Hat and Cap Makers of North America, United—Max Zuckerman, 62 E. 4th street, New York, N. Y.  
 Commercial Telegraphers' Union of America, The—Wesley Russell, 922-930 Monon building, Chicago, Ill.  
 Compressed Air Workers, International Union—Matt Morlarity, 193 Amity place, Brooklyn, N. Y.  
 Coopers' International Union of North America—James A. Cable, Meriwether bldg., Kansas City, Kas.  
 Curtain Operatives of America, Amalgamated Lace—James Parker, 3153 North Wendle street, Philadelphia, Pa.  
 Cutting Die and Cutter Makers, International Union of—Joseph J. Brady, 34 Oakland street, Brooklyn, N. Y.  
 Electrical Workers of America, International Brotherhood of—Peter W. Collins, Pierick bldg., Springfield, Ill.  
 Elevator Constructors, International Union of—Henry Snow, 40 Park avenue, Chicago, Ill.  
 Engineers, International Union of Steam—R. A. McKee, 606 Main street, Peoria, Ill.  
 Engravers, International Association of Watch Case—George Weldman, box 263, Canton, O.  
 Firemen, International Brotherhood of Stationary—C. L. Shamp, rooms 2-4, 2502 N. 18th street, Omaha, Neb.  
 Fitters and Helpers of America, International Association of Steam and Hot Water—W. F. Costello, 183 Crown street, New Haven, Conn.  
 Flour and Cereal Mill Employes, International Union of—A. E. Kellington, 112 Corn Exchange, Minneapolis, Minn.  
 Foundry Employes, International Brotherhood of—George Bechtold, 1310 Franklin avenue, St. Louis, Mo.  
 Freight Handlers and Warehousemen's Union of America, Interior—J. J. Flynn, Yondorf bldg., 210 S. Halsted street, Chicago, Ill.  
 Fur Workers of the United States and Canada, International Association of—A. V. McCormack, box 124, Toronto, Ont.  
 Garment Workers of America, United—B. A. Lørger, 116-117 Bible House, New York, N. Y.  
 Garment Workers' Union, International Ladies—John Alex. Dyche, 25-27 3d avenue, New York, N. Y.  
 Glass Bottle Blowers' Association of the United States and Canada—William Lauer, 930-931 Witherspoon bldg., Juniper and Walnut streets, Philadelphia, Pa.  
 Glass House Employes, International Association—Ed. F. Weber, 1310 Jefferson street, Belleville, Ill.  
 Glass Snappers' National Protective Association of America, Window—L. L. Jacklin, lock box 785 Kane, Pa.  
 Glass Workers' International Association, Amalgamated—William Figoiah, 55 North Clark street, Chicago, Ill.

- Glove Workers' Union of America, International—A. H. Cosselman, 42 1st avenue, Gloversville, N. Y.
- Gold Beaters' National Protective Union of America, United—Thomas Delaney, 88 Barrow street, New York, N. Y.
- Granite Cutters' International Association of America—James Duncan, Hancock bldg., Quincy, Mass.
- Grinders and Finishers' National Union, Pocket Knife Blade—F. A. Didsbury, 508 Brook street, Bridgeport, Conn.
- Grinders' National Union, Table Knife—John F. Gleason, 76 Chestnut street, Bristol, Conn.
- Hatters of North America, United—Martin Lawlor, 11 Waverly place, New York, N. Y.
- Hod Carriers and Building Laborers' Union of America, International—H. A. Stemburg, 81-82 Wieting block, Syracuse, N. Y.
- Horseshoers of United States and Canada, International Union of Journeymen—R. Kenehan, 1548 Wazee street, Denver, Col.
- Hotel and Restaurant Employes' International Alliance and Bartenders' International League of America—Jere L. Sullivan, Commercial Tribune bldg., Cincinnati, O.
- Iron, Steel and Tin Workers, Amalgamated Association of—John Williams, House bldg., Smithfield and Water streets, Pittsburgh, Pa.
- Jewelry Workers' Union of America, International—William F. Shade, box 141, Philadelphia, Pa.
- Lathers, International Union of Wood, Wire and Metal—Ralph V. Brant, 401 Superior bldg., Cleveland, O.
- Laundry Workers' International Union, Shirt, Waist and—John J. Manning, 602 2d avenue, Troy, N. Y.
- Leather Workers on Horse Goods, United Brotherhood of—J. J. Pfeiffer, 438 Gibraltar bldg., Kansas City, Mo.
- Leather Workers' Union of America, Amalgamated—John Roach, box 414, Newark, N. J.
- Lithographers, International Protective and Beneficial Association of the United States and Canada—James J. McCafferty, Germania Bank bldg., Spring street and Bowery, New York, N. Y.
- Longshoremen's Association, International—Henry C. Barter, 407-8 Elks temple, Detroit, Mich.
- Machine Printers and Color Mixers of the United States, National Association of—Charles McCrory, 352 41st street, Brooklyn, N. Y.
- Machinists, International Association of—George Preston, 908-14 G street N. W., McGill bldg., Washington, D. C.
- Maintenance of Way Employes, International Brotherhood of—C. Boyle, 609 Benoist bldg., St. Louis, Mo.
- Marble Workers, International Association of—Stephen C. Hogan, 632 Eagle avenue, New York, N. Y.
- Meat Cutters and Butcher Workmen of North America, Amalgamated—Homer D. Call, 87-89 Wieting block, Syracuse, N. Y.
- Metal Polishers, Buffers, Platers and Brass Workers' Union of North America—Charles R. Atherton, Neave bldg., Cincinnati, O.
- Metal Workers' International Association, Amalgamated Sheet—John E. Bray, 325 Nelson bldg., Kansas City, Mo.
- Mine Managers and Assistants' Mutual Aid Association, National—William Scaife, 1600 E. Cook street, Springfield, Ill.
- Mine Workers of America, United—William B. Wilson, 1106 State Life bldg., Indianapolis, Ind.
- Molders' Union of North America, Iron—E. J. Denney, 520 Walnut street, Cincinnati, O.
- Musicians, American Federation of—Owen Miller, 3335 Pine street, St. Louis, Mo.
- Painters, Decorators and Paperhangers of America, Brotherhood of—J. C. Skemp, drawer 199, Lafayette, Ind.
- Paper Box Workers, International Union of—John L. Helm, 1064 Washington street, Boston, Mass.
- Paper Makers of America, United Brotherhood of—Thomas Mellor, 22 Smith bldg., Watertown, N. Y.
- Pattern Makers' League of North America—Jas. Wilson, Neave bld., Cincinnati, O.
- Pavers and Rammermen, International Union of—John E. Pritchard, 25 3d avenue, New York, N. Y.
- Paving Cutters' Union of the United States of America and Canada—William Dodge, Albion, N. Y.
- Photo-Engravers' Union of North America, International—H. E. Gudbrandsen, 2830 14th avenue, south, Minneapolis, Minn.
- Piano and Organ Workers' Union of America, International—Charles Doid, 849 North Irving avenue, Chicago, Ill.
- Pilots' Protective Association of the Great Lakes—Alfred E. Becroft, 16 E. Seneca street, Buffalo, N. Y.
- Plate Printers' Union of North America, International Steel and Copper—T. L. Mahan, 319 S street N. E., Washington, D. C.
- Plumbers, Gas Fitters, Steam Fitters and Steam Fitters' Helpers of United States and Canada, United Association of—Thomas M. Dooley, 401-6 Bush Temple of Music, Chicago, Ill.
- Potters, National Brotherhood of Operative—Edward Menge, box 181, East Liverpool, O.
- Powder and High Explosive Workers of America, United—James G. McCrindle, Gracedale, Pa.
- Print Cutters' Association of America, National—Thomas I. G. Eastwood, 1054 St. Nicholas avenue, New York, N. Y.
- Printers' Association of America, Machine Textile—George Udell, 368 Branch avenue, Providence, R. I.
- Printing Pressmen's Union, International—Martin P. Higgins, 35 Washington street, Charlestown, Mass.
- Quarry Workers' International Union of North America—P. F. McCarthy, Scampln bldg., Barre, Vt.
- Railroad Telegraphers, Order of—L. W. Quick, Star bldg., St. Louis, Mo.
- Railway Employes of America, Amalgamated Association of Street and Electric—W. D. Mahon, 45 Hodges block, Detroit, Mich.
- Sawsmiths' National Union—Charles G. Wertz, 351 S. Illinois street, Indianapolis, Ind.
- Seamen's Union, International, of America—William H. Frazier, 1½A Lewis street, Boston, Mass.
- Shingle Weavers' Union of America, International—J. E. Cambell, Everett, Wash.
- Shipwrights' Joiners and Calkers of America, National Union of—Thomas Durett, 103 Marshall street, Elizabeth, N. J.

Slate and Tile Roofers' Union of America, International—William W. Clark, 1460 St. Louis avenue, East St. Louis, Ill.

Slate Workers, International Union of—Thomas H. Palmer, Pen Argyll, Pa.

Spinners' Association, Cotton Mule—Samuel Ross, box 367, New Bedford, Mass.

Stage Employes' International Alliance, Theatrical—Lee M. Hart, care of State hotel, State and Harrison streets, Chicago, Ill.

Steel Plate Transferrers' Association of America—John Prender, 715 D street N. E., Washington, D. C.

Stereotypers and Electrotypers' Union of North America, International—George W. Williams, 665 Massachusetts avenue, Boston, Mass.

Stove Mounters' International Union—J. H. Kaefler, 166 Concord avenue, Detroit, Mich.

Switchmen's Union of North America—M. R. Welch, 326 Mooney bldg., Buffalo, N. Y.

Tackmakers' International Union—A. E. Lincoln, 109 S. Broadway, Baltimore, Md.

Tailors' Union of America, Journeymen—John B. Lennon, box 597, Bloomington, Ill.

Teamsters, International Brotherhood of—Thomas L. Hughes, 51, 147 Market street, Indianapolis, Ind.

Textile Workers of America, United—Albert Hibbert, box 742, Fall River, Mass.

Tile Layers and Helpers' Union, International Ceramic, Mosaic and Encaustic—James P. Reynolds, 108 Corry street, Allegheny, Pa.

Tin Plate Workers' Protective Association of America, International—C. E. Lawyer, 20-21 Reilly block, Wheeling, W. Va.

Tip Printers, International Brotherhood of—T. J. Carolan, 187 Ferry street, Newark, N. J.

Tobacco Workers, International Union—E. Lewis Evans, 56 American National bank bldg., 3d and Main streets, Louisville, Ky.

Travelers' Goods and Leather Novelty Workers' International Union of America—Charles J. Gille, 1533 N. 18th street, St. Louis, Mo.

Typographical Union, International—J. W. Bramwood, Newton Claypool bldg., Indianapolis, Ind.

Upholsterers' International Union of North America—Anton J. Engel, 28 Greenwood terrace, Chicago, Ill.

Weavers' Amalgamated Association, Elastic Goring—Alfred Houghton, 50 Cherry street, Brockton, Mass.

Weavers' Protective Association, American Wire—E. E. Desmond, 139 Skillman avenue, Brooklyn, N. Y.

Woodsmen and Saw-Mill Workers, International Brotherhood of—Ernest Pape, 1609 5th street, Eureka, Cal.

Wood Workers' International Union of America, Amalgamated—John G. Melier, 407-410 Bush Temple, Chicago, Ill.

## STATE BRANCHES.

Alabama—James B. Drake, 1924½ 1st street, Birmingham.

Arkansas—L. H. Moore, postoffice box 443, Little Rock.

California—J. H. Bowling, 835 Webster street, San Francisco.

Colorado—Frank J. Puiver, box 1408, Denver.

Connecticut—P. H. Connolly, 169 Main street, Danbury.

Florida—J. A. Roberts, box 48, Ybor City station, Tampa.

Georgia—W. C. Puckett, box 671, Atlanta.

Illinois—J. F. Morris, Marine Bank bldg., Springfield.

Indiana—Marion B. Johnson, 1217 Hurd street, Fort Wayne.

Indian Territory and Oklahoma Territory—J. Harvey Lynch, box 458, Shawnee, O. T.

Iowa—J. H. Strief, box 362, Sioux City.

Kentucky—John Young, box 296, Louisville.

Maine—John F. Connelly, 11 Central street, Bangor.

Maryland—Joseph McGregor, box 900, Baltimore.

Massachusetts—D. D. Driscoll, box C, station A, Boston.

Michigan—James G. Henley, box 45, Jackson.

Minnesota—W. E. McEwen, care of Labor World, Duluth.

Missouri—John T. Smith, 1112 Locust street, Kansas City.

New Hampshire—D. W. Finn, 29 Main street, Keene.

New Jersey—Thomas J. Mead, 66 S. Orange avenue, Newark.

New York—Edw. A. Bates, 256 South street, Utica.

North Carolina—S. Waldrop, 41 Woodfin street, Asheville.

Ohio—Michael Goldsmith, 14 Middle street, Cleveland.

Oregon—H. C. Kundert, room 8, 232½ Washington street, Portland.

Pennsylvania—C. F. Quinn, 53 Wyoming street, Wilkesbarre.

Porto Rico—Free Federation of Workmen; Manuel Aldea Nazario, box 807, Porto Rico.

Rhode Island—John E. Weiss, 101 Almy street, Providence.

Tennessee—Clarence E. Swick, 305 W. 6th street, Chattanooga.

Texas—E. N. Graves, box 513, Cleburne.

Utah—Andrew Mutchler, box 831, Salt Lake City.

Vermont—Ira E. Stafford, 92 Maple street, Rutland.

Virginia—M. R. Pace, 516 South Laurel street, Richmond.

Washington—P. W. Dowler, box 185, Tacoma.

West Virginia—George N. Koliman, R. R. No. 2, Clarksburg.

Wisconsin—Fred Brockhausen, 553 Orchard street, Milwaukee.

West Indian (British)—J. W. Hopkins, 43 Nelson street, Port of Spain, Trinidad.

## OTHER ORGANIZATIONS.

Brotherhood of Locomotive Engineers—Warren S. Stone, grand chief, 307 Society for Savings bldg., Cleveland, O.

Brotherhood of Locomotive Firemen—William S. Carter, Peoria, Ill.

Brotherhood of Railway Carmen—W. L. Detweiler, 507 Hall bldg., Kansas City, Mo.

Brotherhood of Railway Clerks—J. F. Marshall, Kansas City, Mo.

Brotherhood of Railway Trainmen—A. E. Kling, 1213 American Trust bldg., Cleveland, O.

Knights of Labor (organized 1878)—Thos. H. Canning, 37 B street, Washington, D. C.

Order of Railway Conductors of America—W. J. Maxwell, Cedar Rapids, Iowa.

Steam Shovel and Dredge Men, Associated Union of—John O'Hern, 614, 269 Dearborn street, Chicago, Ill.

## ELECTION CALENDAR.

## GENERAL STATE ELECTIONS.

Alabama—Every fourth year. Next election Nov. 8, 1910.

Arkansas—Biennially; first Monday in September. Next election Sept. 7, 1908.

California—Every fourth year. Next election Nov. 8, 1910.

Colorado—Biennially. Next election Nov. 3, 1908.

Connecticut—State officers, except attorney-general, biennially; attorney-general quadrennially. Next election Nov. 3, 1908.

Delaware—Every fourth year. Next election Nov. 3, 1908.

Florida—Every fourth year. Next election Nov. 3, 1908.

Georgia—Biennially; first Monday in October. Next election Oct. 5, 1908.

Idaho—Biennially. Next election Nov. 3, 1908.

Illinois—Governor, lieutenant-governor, secretary of state, auditor and attorney-general every fourth year. Next election Nov. 3, 1908. State treasurer, biennially. Next election Nov. 3, 1908.

Indiana—Governor, every fourth year. Next election Nov. 3, 1908. Other state officers biennially. Next election Nov. 3, 1908.

Iowa—Governor, lieutenant-governor, superintendent of instruction, one justice of the Supreme court and one railroad commissioner, biennially. Next election Nov. 3, 1908. Other state officers biennially in the alternate years. Next election Nov. 5, 1907.

Kansas—Biennially. Next election Nov. 3, 1908.

Louisiana—Every fourth year; third Tuesday in April. Next election April 21, 1908.

Maine—Biennially; second Monday in September. Next election Sept. 14, 1908.

Maryland—Every fourth year. Next election Nov. 5, 1907.

Massachusetts—Annually. Next election Nov. 5, 1907.

Michigan—Biennially. Next election Nov. 3, 1908.

Mississippi—Every fourth year. Next election Nov. 5, 1907.

Missouri—Principal state officers every fourth year. Next election of governor, lieutenant-governor, secretary of state, auditor, treasurer and attorney-general Nov. 3, 1908.

Montana—Every fourth year. Next election Nov. 3, 1908.

Nebraska—Biennially. Next election Nov. 3, 1908.

Nevada—Every fourth year. Next election Nov. 8, 1910.

New Hampshire—Biennially. Next election Nov. 3, 1908.

New Jersey—Governor every third year, other officers appointed. Next election Nov. 5, 1907.

New York—Biennially. Next election Nov. 3, 1908.

North Carolina—Every fourth year. Next election Nov. 3, 1908.

North Dakota—Biennially. Next election Nov. 3, 1908.

Ohio—Governor, lieutenant-governor, state treasurer and attorney-general biennially. Next election Nov. 5, 1907. Secretary of state and dairy and food commissioner biennially. Next election Nov. 3, 1908. Au-

ditor every fourth year. Next election Nov. 5, 1907.

Oregon—Every fourth year; first Monday in June. Next election June 6, 1910.

Pennsylvania—Governor, lieutenant-governor and secretary of internal affairs every fourth year. Next election Nov. 8, 1910. State treasurer biennially. Next election Nov. 5, 1907. Other officials appointed.

Rhode Island—Annually. Next election Nov. 5, 1907.

South Carolina—Biennially. Next election Nov. 3, 1908.

South Dakota—Biennially. Next election Nov. 3, 1908.

Tennessee—Biennially. Next election Nov. 3, 1908.

Texas—Biennially. Next election Nov. 3, 1908.

Utah—Every fourth year. Next election Nov. 3, 1908.

Vermont—Biennially; first Tuesday in September. Next election Sept. 1, 1908.

Virginia—Every fourth year. Next election Nov. 2, 1909.

Washington—Every fourth year. Next election Nov. 3, 1908.

West Virginia—Every fourth year. Next election Nov. 3, 1908.

Wisconsin—Biennially. Next election Nov. 3, 1908.

Wyoming—Every fourth year. Next election Nov. 3, 1910.

## CHICAGO, COOK COUNTY AND ILLINOIS.

## FIRST TUESDAY IN APRIL.

Aldermen in Chicago (one from each ward), annually. Next election April 2, 1907.

Mayor quadrennially, treasurer and city clerk biennially. Next election April 2, 1907.

Town officers, officers in cities containing one or more towns and officers in villages whose boundaries coincide with the boundaries of a town, annually. Next election April 2, 1907.

## THIRD TUESDAY IN APRIL.

Officers of cities organized under the general law (except such as contain within their limits one or more townships), annually. Next election April 16, 1907.

Officers of villages organized under the general law (except where the territorial limits coincide with the territorial limits of a township), annually. Next election April 16, 1907.

## FIRST MONDAY IN JUNE.

Judges of the Circuit court (fourteen in Cook county), every sixth year, counting from 1873. Next election in 1909.

Judges of the Supreme court of the state, 5th district, every ninth year, counting from 1873 (next election in 1909); from the 4th district, every ninth year counting from 1876 (next election in 1909); from the 1st, 2d, 3d, 6th and 7th districts, every ninth year, counting from 1879. Next election in 1915.

One judge of the Superior court of Cook county, every sixth year, counting from 1903. Next election 1909.

## FIRST TUESDAY AFTER FIRST MONDAY IN NOVEMBER.

Presidential electors, governor, lieutenant-governor, secretary of state, auditor, at-

to:ney-general, state senators in even-numbered districts, members of the state board of equalization, clerk of the Superior court and recorder of deeds in Cook county, clerks of the Circuit courts, state's attorneys, county surveyors and county coroners every fourth year counting from 1872. Next election Nov. 3, 1908.

State treasurer, representatives in congress, representatives in the general assembly and three trustees of the University of Illinois, every second year, counting from 1872. Next election Nov. 3, 1908.

Clerk of the state Supreme court, every sixth year, counting from 1902. Next election Nov. 3, 1908.

Clerks of the Appellate courts, every sixth year, counting from 1878. Next election Nov. 3, 1908.

Superintendent of public instruction, state senators in odd-numbered districts, clerk of the Criminal court in Cook county, county clerks, county judges, county treasurers, county superintendents of schools and sheriffs, every fourth year, counting from 1874. Next election Nov. 3, 1910.

President and fifteen members of the Cook county board, biennially. Next election Nov. 3, 1908.

Five members of the board of assessors in Cook county, every second year as terms (six years) expire. Two will be elected Nov. 3, 1908, one in 1910 and two in 1912.

Three members of the board of review in Cook county, every second year as terms (six years) expire. One will be elected Nov. 3, 1908, one in 1910 and one in 1912.

Eleven judges of the Superior court of Cook county as terms (six years) expire. One will be elected in 1907, one in 1909, six in 1910 and four in 1911.

Nine sanitary district trustees in Cook county as terms expire. Three are elected each year. Next election Nov. 5, 1907. Next president to be elected in 1910.

Twenty-seven judges, one chief justice, one clerk and one bailiff of the municipal court as terms expire. Nine judges will be elected Nov. 3, 1908, nine in 1910 and nine in 1912. The next chief justice will be elected in 1912.

UNITED STATES POSTAL SERVICE.

Fiscal year ended June 30, 1906.

RECEIPTS.

Stamps, envelopes, wrappers, cards .....	\$152,137,405.01
Second-class postage (pound rates) paid in money.....	6,603,388.40
Third and fourth class postage paid in money.....	1,892,791.41
Box rents .....	3,256,061.97
Money-order receipts .....	3,018,822.62
Letter postage paid in money..	105,346.30
Miscellaneous receipts .....	101,496.25
Fines and penalties.....	54,863.59
From unclaimed dead letters..	24,090.52
<b>Total receipts .....</b>	<b>167,932,782.95</b>

EXPENDITURES.

Transportation of mails on railroads .....	\$41,141,210.13
Compensation to postmasters..	23,544,585.09
City free-delivery service.....	22,057,176.70
Compensation of asst. postmasters and clerks in postoffices.	24,695,233.24
Railway mail service.....	14,177,969.99
Transportation on star routes..	7,292,660.64
Railway postoffice car service.	5,684,783.76
Transportation of foreign mails	2,895,756.00
Rent, light, fuel.....	2,714,130.06
Mail-messenger service.....	1,285,143.03
Manufacture stamped envelopes	959,804.18

Transportation wagon service..	\$1,168,049.44
Transportation of mails on steamboats .....	731,398.89
Mail depredations and post-office inspectors.....	621,448.38
Mail bags and catchers.....	349,019.26
Transportation—electric and cable cars.....	556,219.05
Manufacture of postage stamps	410,824.59
Transportation—spec. facilities	117,856.42
Manufacture of postal cards...	164,008.35
Miscellaneous items at first and second class offices.....	209,581.44
Balance due foreign countries..	141,443.21
Blanks, etc., for money-order service .....	149,296.56
Registered package, tag, official and dead-letter envelopes....	190,230.33
Wrapping twine .....	174,983.04
Renting of canceling machines	220,604.00
Stationery for postal service...	64,930.08
Rural free delivery.....	24,738,980.79
Payment of money orders more than one year old.....	738,516.85
<b>Total expenditures*.....</b>	<b>178,270,103.02</b>

Excess of expenditures..... 10,337,320.07  
 \*Includes many minor items not specified in above list.

THE NEW STATE OF OKLAHOMA.

Statehood bill approved by president June 19, 1906.

Total area—70,430 square miles.

Estimated population in 1904—980,928.

Capital until 1913—Guthrie.

United States senators—Two.

Congressmen—Five.

Electoral vote—Seven.

Delegates elected to constitutional convention—Nov. 6, 1906.

Convention began work on constitution—Nov. 20, 1906.

Sale of liquor in Indian Territory and Osage

reservation forbidden for twenty-one years.

When the constitution has been framed it must be ratified by the people of the two territories at an election. The representatives in congress are to be chosen at the same election. If the constitution is ratified it will be certified to the president, who will then issue a proclamation announcing the admission of Oklahoma to the union.

The United States senators will be elected by the legislature after the formal admission of the state into the union.

### WINNERS OF THE NOBEL PRIZES.

[Prepared for The Daily News Almanac by B. Lofgren, chief clerk of the Nobel foundation.]

#### PHYSICS.

- 1901—William Conrad Roentgen, professor of physics at the University of Munich, for his discovery of the rays bearing his name.
- 1902—Divided equally between Henrik Anton Lorentz, professor of physics at the University of Leyden, and Peter Zeeman, professor of physics at the University of Amsterdam, for their researches in the effects of magnetism on the phenomena of radiation.
- 1903—Half to Antoine Henri Becquerel, professor of physics at the Ecole Polytechnique and at the Museum d'Histoire Naturelle, Paris, France, member Institute Francaise, in recognition of his discovery of spontaneous radioactivity; half to Pierre Curie, professor of physics at the University of Paris (Sorbonne) and teacher in physics at the Paris Municipal School of Industrial Physics and Chemistry, and his wife, Marie Sklodovska Curie, preceptress at the Higher Normal School for Young Girls at Sevres, "as an acknowledgment of the extraordinary merit they have acquired through the work which they have done in common in connection with the radiation phenomena discovered by Prof. Henri Becquerel."
- 1904—Lord Rayleigh, professor of natural philosophy, Royal Institution of Great Britain, London, for his investigation of the constituent elements of the most important gases and for his discovery of argon in connection with that investigation.
- 1905—Prof. Philippe Lenard, professor of physics at the Physical Institute of Kiel, for his investigation of the cathode rays and recognition of his excellent works on "Electricity in Waterfalls," "The Cathode Rays and Their Electric Action on Gases," "The Bringing Out of Cathode Rays from Ultraviolet Light" and others.

#### CHEMISTRY.

- 1901—Jakob Hendrik van't Hoff, professor of chemistry in the University of Berlin, for discovering the laws of chemical dynamics and of osmotic pressure in solutions.
- 1902—Emil Fischer, professor of chemistry in the University of Berlin, for his synthetic works within the sugar and purine groups.
- 1903—Svante August Arrhenius, professor at the University of Stockholm, for elaborating and demonstrating his theory of electrolytic dissociation, and thus promoting the development of chemistry.
- 1904—Sir William Ramsay, professor of chemistry in the University college, London, in recognition of his merit in discovering atmospheric gases and determining their place in the periodic system.
- 1905—Prof. Adolf von Baeyer, professor of chemistry at Munich, for his recent

discoveries of the green coloring matter "cærulein" and red coloring matter "eosin" and of "indol" and of his discovery of the process to make artificial indigo blue. He is the world's most noted student of synthetic chemistry and has in the last few years discovered a great number of processes of value to the industrial world.

#### MEDICINE.

- 1901—Emil Adolf von Behring, professor of hygiene and medical history at the University of Marburg, Prussia, for his works on serum therapeutics, with especial reference to diphtheria.
- 1902—Donald Ross, professor of tropical medicine at the University College of Liverpool, for his discovery of the cause and cure of malaria.
- 1903—Niels Ryberg Finsen, professor of medicine, Copenhagen, Denmark, for his work in treating diseases, especially lupus vulgaris, with concentrated light rays.
- 1904—Ivan Petrovic Pawlow, professor of physiology in the Military Academy of Medicine, St. Petersburg, in recognition of his work in the physiology of the digestion.
- 1905—Robert Koch, member of the Royal Academy of Science, Berlin, for his bacteriologic discoveries, as for example his tuberculine; also for his works on bacteriologic researches with special reference to cholera and tuberculosis.

#### LITERATURE.

- 1901—Rene Francois Armand Sully-Prudhomme, member of the French academy, for poetical works exhibiting the highest idealism and artistic perfection as well as a rare union of the qualities of heart and genius.
- 1902—Theodor Mommsen, professor of history at the University of Berlin, as the "greatest living master of the art of historical writing, with special regard to his monumental work 'Römische Geschichte.'"
- 1903—Bjornstjerne Bjornson, author, Norway, "as a token of recognition of his noble, grand and many-sided work as a classic writer, which work has always been characterized simultaneously by the freshness of inspiration and a rare purity of soul."
- 1904—Half to Frederic Mistral for the originality and art of his poetry and for his important labors in Provençal philology; half to Jose Echegaray in recognition of his comprehensive and skillful work as an author, by which he revived the great traditions of the Spanish drama.
- 1905—Henryk Sienkiewicz, the author of the famous book "Quo Vadis?" for his ability to picture the first Christians in the realistic colors of the olden time.

PEACE.

- 1901—Divided equally between Henri Duntant, founder of the International Red Cross Society of Geneva, and Frederic Passy, founder of the first French peace association, the "Societe Francaise pour l'Arbitrage Entre Nations."
- 1902—Divided equally between Elle Ducommun, secretary of the International peace bureau at Bern, and Albert Gobat, chief of the interparliamentary peace bureau at Bern.
- 1903—William Randal Cremer, M. P., secretary of the International Arbitration league, London.

- 1904—The Institute of International Right, a scientific association founded in 1873 in Ghent, Belgium.
- 1905—Baroness Bertha von Suttner for her splendid literary work written in the interest of the world's peace movement.

The prizes are awarded on the 10th of December of each year. In 1901 each prize was \$40,409.64; in 1902, \$38,014.97; in 1903, \$37,883.82; in 1904, \$37,344.10; in 1905, \$37,442.10.

An official account of the origin of the Nobel prize fund will be found on page 108 of The Chicago Daily News Almanac and Year-Book for 1904.

STATE PROPERTY VALUATION.

[Data supplied by auditors and other state officials.]

State or Territory.	Year.	Assessed valuation.	Actual valuation.	State or Territory.	Year.	Assessed valuation.	Actual valuation.
Alabama	1906	\$373,468,462.00	\$622,447,437.00	Nebraska	1906	\$213,060,301.02	\$1565,301,505.10
Arizona	1906	62,227,633.54	186,682,900.00	Nevada	1905	41,645,100.68	.....
Arkansas	1905	299,730,877.00	.....	New Hamp.	1906	319,076,430.00	425,000,000.00
Cal.	1906	1,594,781,905.00	1,594,781,905.00	N. Jersey	1905	1,107,333,933.10	.....
Colorado	1906	356,145,547.35	.....	New York	1905	\$129,020,387.00	\$452,349,300.00
Conn.	1905	712,519,166.00	888,148,937.00	N. Mexico	1906	45,987,367.81	229,936,800.00
Delaware	.....	.....	.....	N. Carolina	1904	355,395,931.00	473,866,000.00
Dis. of Col.	1906	268,131,287.48	347,951,948.48	N. Dakota	1906	196,462,534.00	982,312,820.00
Florida	1905	131,436,593.00	.....	Ohio	1905	2,163,601,593.00	7,090,000,000.00
Georgia	1906	640,000,000.00	850,000,000.00	Oklahoma	1906	96,625,694.00	500,000,000.00
Idaho	1906	80,707,903.32	200,000,000.00	Oregon	1905	317,956,720.19	636,000,000.00
Illinois	1905	1,095,681,557.00	5,478,407,785.00	Penn.	1905	3,925,989,521.00	.....
Indiana	1905	1,543,000,000.00	2,145,000,000.00	R. Island	1905	477,392,908.00	596,741,135.00
Iowa	1906	634,733,822.00	2,538,935,288.00	S. Carolina	.....	.....	.....
Kansas	1906	260,671,679.00	2,000,000,000.00	S. Dakota	1906	221,241,578.00	1,106,207,890.00
Kentucky	1906	678,000,419.00	847,500,000.00	Tennessee	1905	337,981,201.00	623,303,000.00
Louisiana	1906	459,271,270.00	.....	Texas	1906	1,221,177,579.00	3,500,000,000.00
Maine	1904	366,514,014.00	366,514,014.00	Utah	1906	146,204,050.00	7204,685,670.00
Maryland	1906	738,762,161.00	.....	Vermont	1906	162,241,945.00	162,241,945.00
Mass.	1905	4,222,281,054.00	4,222,281,054.00	Virginia	1905	494,348,616.00	494,348,616.00
Michigan	1906	1,596,431,914.00	1,734,100,000.00	Washington	1905	328,542,525.00	823,366,310.00
Minn.	1906	941,346,831.00	1,506,155,009.00	W. Va.	1905	328,000,000.00	920,000,000.00
Miss.	1905	284,343,137.32	450,000,000.00	Wisconsin	1906	1,411,576,454.00	2,124,800,000.00
Missouri	1905	1,489,390,319.00	4,448,170,957.00	Wyo.	1906	51,223,202.87	200,000,000.00
Montana	1906	234,070,663.00	390,117,770.00				

FOREIGN TRADE OF GREAT SEAPORTS.

From table compiled by the bureau of statistics, department of commerce and labor, Washington, D. C.:

Ports.	Year.	Commerce.
Alexandria	1903	\$165,147,000
Antwerp	1903	736,114,000
Barcelona	1903	82,598,000
Bilbao	1903	31,540,000
Bombay	1904	255,272,000
Bordeaux	1903	108,896,000
Baltimore	1904	103,181,952
Boston	1904	170,503,469
Bremen	1903	292,457,000
Bristol	1903	72,539,782
Buenos Ayres	1903	217,297,000
Calcutta	1904	294,406,000
Cape Town	1903	132,975,000
Cardiff	1903	71,347,338
Dunkirk	1903	144,020,000
Galveston	1904	147,164,103
Glasgow	1903	173,513,739
Grimsby	1903	99,264,862
Hamburg	1903	981,516,000
Havre	1903	364,143,000
Harwich	1903	117,244,453
Hull	1903	256,250,313
Kobe	1903	122,036,000

Ports.	Year.	Commerce.
Leith	1903	\$80,577,663
Liverpool	1903	1,185,514,439
London	1903	1,304,754,181
Manchester	1903	143,923,162
Marseilles	1903	431,552,000
Melbourne	1902	153,060,000
Montreal	1904	148,406,004
Odessa	1902	81,207,000
New Orleans	1904	182,631,619
New York	1901	1,196,979,046
Philadelphia	1904	125,283,360
Puget Sound	1901	34,014,676
Riga	1902	62,537,000
Rio de Janeiro	1902	82,015,000
St. Petersburg	1902	81,207,000
San Francisco	1904	70,090,159
Santos	1902	89,277,000
Savannah	1904	54,694,443
Shanghai	1903	188,139,000
Singapore	1902	213,968,000
Southampton	1903	147,590,108
Sydney	1902	188,960,000
Trieste	1903	100,995,000
Tyne ports	1903	86,262,821
Valparaiso	1903	33,687,600
Yokohama	1903	128,215,000

## STATE AND COUNTY DEBTS IN 1902.

Less sinking fund assets.

[Bureau of the census report, 1906.]

STATE OR TERRITORY.	Total.	State.	County.*	Total, 1890.	PER CAPITA	
					1902.	1890.
Alabama.....	\$27,092,343	\$12,726,569	\$14,365,774	\$18,956,149	\$14.32	\$12.53
Arizona.....	6,591,834	3,099,333	3,492,501	2,937,971	50.75	49.28
Arkansas.....	4,225,715	1,191,382	3,034,333	7,549,835	3.13	6.73
California.....	17,853,929	2,911,077	14,942,852	15,569,459	11.60	12.89
Colorado.....	22,066,653	3,797,329	18,269,324	9,458,331	39.06	22.95
Connecticut.....	31,887,835	1,677,964	30,209,871	23,724,510	53.89	31.79
Delaware.....	4,144,634	762,062	3,382,542	2,919,084	22.04	17.32
District of Columbia.....	14,540,191	.....	14,540,191	19,781,050	50.42	85.86
Florida.....	5,246,806	1,032,500	4,214,306	2,276,619	9.36	5.81
Georgia.....	21,285,731	7,876,202	13,409,529	20,272,095	9.29	11.03
Idaho.....	3,883,823	324,174	3,559,649	1,594,333	22.02	18.89
Illinois.....	80,715,059	2,155,122	78,559,937	42,468,138	16.08	11.10
Indiana.....	34,827,951	2,913,767	31,914,164	24,471,528	13.49	11.16
Iowa.....	17,439,964	49,589	17,390,375	11,275,319	7.84	5.90
Indian Territory.....	665,129	.....	665,129	.....	1.53	.....
Kansas.....	35,774,494	632,000	35,142,494	40,629,022	24.42	28.47
Kentucky.....	22,748,773	2,198,482	20,550,291	19,432,885	10.32	10.46
Louisiana.....	37,777,047	13,592,795	24,184,252	33,335,497	29.80	45.60
Maine.....	15,046,819	7,785,583	12,261,436	15,772,146	21.46	23.86
Maryland.....	30,643,817	4,942,394	25,701,423	41,898,651	25.18	40.20
Massachusetts.....	209,762,910	65,964,005	143,798,905	84,094,876	72.72	37.56
Michigan.....	34,838,727	6,566,366	28,272,361	16,941,928	14.07	8.09
Minnesota.....	40,683,757	1,755,033	38,928,724	26,237,825	22.07	20.15
Mississippi.....	8,403,920	2,877,124	5,526,796	6,192,927	5.24	4.81
Missouri.....	50,396,922	4,365,635	46,031,287	51,557,568	15.79	19.24
Montana.....	8,920,689	1,203,769	7,716,920	2,926,268	33.87	22.15
Nebraska.....	22,415,041	2,005,001	20,410,040	15,536,772	21.01	14.67
Nevada.....	1,184,189	243,904	940,285	985,165	27.97	21.52
New Hampshire.....	11,413,234	1,551,148	9,862,086	8,118,362	27.27	21.64
New Jersey.....	81,147,209	756,550	81,203,759	49,257,740	34.09	43.06
New Mexico.....	4,579,516	998,923	3,580,593	2,831,538	22.64	18.44
New York.....	436,683,365	7,498,239	429,185,126	201,255,570	57.55	33.55
North Carolina.....	15,348,108	6,754,328	8,593,780	11,123,638	7.88	6.87
North Dakota.....	5,608,153	968,390	4,639,763	3,854,514	15.31	21.10
Ohio.....	117,230,101	4,685,016	112,545,085	70,927,147	27.55	19.32
Oklahoma.....	3,696,326	509,766	3,186,560	.....	7.99	.....
Oregon.....	11,302,400	236,267	11,066,133	2,479,859	26.11	7.90
Pennsylvania.....	127,236,408	374,625	126,861,783	171,041,675	19.55	13.51
Rhode Island.....	28,150,226	2,619,928	25,530,298	12,998,661	62.67	37.62
South Carolina.....	15,751,327	6,730,439	9,020,888	13,659,645	11.43	11.87
South Dakota.....	6,584,351	457,263	6,127,088	6,613,702	15.56	20.11
Tennessee.....	32,717,130	17,984,468	14,732,662	29,543,843	15.79	16.71
Texas.....	36,449,685	3,993,119	32,456,566	20,092,653	11.35	8.99
Utah.....	6,612,568	974,492	5,638,076	1,217,501	22.81	5.85
Vermont.....	5,216,774	362,946	4,853,828	3,755,373	15.08	11.39
Virginia.....	48,106,325	24,171,863	23,934,462	52,222,126	25.40	31.54
Washington.....	29,556,734	1,271,391	28,285,343	3,418,798	53.71	9.78
West Virginia.....	4,767,776	.....	4,767,776	2,532,490	4.78	3.32
Wisconsin.....	22,847,683	2,278,068	20,669,615	10,420,731	10.48	6.18
Wyoming.....	2,546,260	300,530	2,245,730	1,647,381	26.66	27.14
Total.....	1,864,195,826	234,314,190	1,629,881,636	1,137,913,868	23.72	18.17

\*Including cities, villages, townships, school districts and other minor civil divisions.  
†Excess of sinking fund over debt.

## UNITED STATES TELEGRAPH STATISTICS.

YEAR.	WESTERN UNION.			POSTAL TELEGRAPH.		
	Miles of wires.	Offices.	Messages.	Miles of wires.	Offices.	Messages.
1896.....	826,929	21,725	58,760,444	165,013	9,074	13,461,452
1897.....	841,002	21,769	58,151,684	178,438	9,875	13,628,064
1898.....	874,420	22,210	62,173,749	191,834	11,068	15,407,018
1899.....	904,633	22,285	61,398,157	209,373	12,663	15,958,351
1900.....	933,153	22,900	63,167,783	226,465	13,100	16,528,444
1901.....	972,766	23,238	65,657,049	243,422	14,877	17,398,073
1902.....	1,029,984	23,567	69,374,883	266,122	16,248	20,086,930
1903.....	1,089,212	23,120	69,790,866	276,245	19,977	21,600,577
1904.....	1,155,405	23,458	67,908,973	302,260	21,071	22,525,528
1905.....	1,184,557	23,814	67,477,320	306,187	23,066	23,925,962



## DATES OF RECENT HISTORICAL EVENTS.

- Aguinaldo captured, March 23, 1901.  
 Alaska boundary award made, Oct. 17, 1903.  
 Alfonso XIII. ascended throne of Spain, May 17, 1902; attempted assassination of in Paris, June 1, 1906.  
 Anarchists pardoned by Altgeld, June 26, 1893.  
 Andree began Arctic balloon trip, July 11, 1897.  
 Anglo-American arbitration treaty signed, Jan. 11, 1897.  
 Anglo-Boer war began, Oct. 10, 1899; ended, May 31, 1902.  
 Anglo-Japanese treaty signed, Jan. 30, 1902.  
 Armenian massacres began in 1890; culminated in 1895, 1896 and 1897.  
 Australian commonwealth inaugurated, Jan. 1, 1900.  
 Baltimore fire, Feb. 7, 1904.  
 Bennington gunboat disaster July 21, 1905.  
 Bering sea seal treaty signed, Nov. 8, 1897.  
 Bismarck resigned chancellorship, March 18, 1890; died, July 30, 1898.  
 Borda, President, assassinated, Aug. 25, 1897.  
 Boxer outbreak in China began, May, 1900.  
 Brazil proclaimed a republic, Nov. 15, 1889.  
 Cable, Pacific, laying of begun at San Francisco, Dec. 14, 1902.  
 Campanile in Venice fell, July 14, 1902.  
 Carnot, President, assassinated, June 24, 1894.  
 Caroline islands bought by Germany, Oct. 1, 1899.  
 Cholera epidemic in Hamburg, Germany, August, 1892.  
 Christian IX., king of Denmark, died, Jan. 29, 1906.  
 Coal (anthracite) strike began, May 12, 1902; ended, Oct. 21, 1902.  
 Corinth ship canal opened, Aug. 6, 1893.  
 Cronin murder, May 4, 1889.  
 Cuba under sovereignty of United States, Jan. 1, 1899.  
 Cuban constitution signed, Feb. 21, 1901.  
 Cuban-United States reciprocity treaty ratified March 19, 1903; bill to carry treaty into effect passed by congress Dec. 16, 1903.  
 Cuban republic inaugurated, May 20, 1902; President Palma and cabinet resigned and American control established Sept. 29, 1906.  
 Cuban revolt began, Feb. 24, 1895.  
 Czolgosz, McKinley's assassin, tried and sentenced, Sept. 24, 1901; executed, Oct. 29, 1901.  
 De Lesseps, Ferdinand, convicted of Panama fraud, Feb. 9, 1893.  
 Delhi coronation durbar began, Dec. 29, 1902.  
 Delyannis, Grecian premier, assassinated June 13, 1905.  
 Dewey's victory at Manila, May 1, 1898.  
 Dingley tariff bill signed, July 24, 1897.  
 Dom Pedro exiled from Brazil, Nov. 16, 1889.  
 Dreyfus, Capt., degraded and sent to Devil's island, Jan. 4, 1895; brought back to France, July 3, 1899; new trial begun, Aug. 7; found guilty, Sept. 9; pardoned Sept. 19, 1899; restored to rank in army July 12, 1906, by decision of Supreme court of France; decorated with cross of Legion of Honor, July 21, 1906.  
 Earthquake in India, April 4, 1905; in Calabria, Italy, Sept. 8, 1905. (See also San Francisco and Valparaiso.)  
 Edward VII. proclaimed king, Jan. 24, 1901; crowned, Aug. 9, 1902.  
 Elizabeth, empress of Austria, assassinated, Sept. 10, 1898.  
 Emmanuel III., king of Italy, crowned, Aug. 11, 1902.  
 Fallieres, C. A., elected president of France Jan. 17, 1906.  
 Field, Marshall, died, Jan. 16, 1906.  
 Formosa transferred to Japan, June 4, 1895.  
 Frederick VIII. succeeded to throne of Denmark, Jan. 29, 1906.  
 Galveston tornado, Sept. 8, 1900.  
 General Slocum disaster, June 15, 1904.  
 Gladstone resigned premiership, March 2, 1894; died, May 19, 1898.  
 Goebel, Gov. William, shot, Jan. 30, 1900; died, Feb. 3.  
 Greco-Turkish war began, April 16, 1897; ended, May 11, 1897; peace treaty signed, Sept. 18, 1897.  
 Harrison, Benjamin, died, March 13, 1901.  
 Harrison, Carter, Sr., assassinated, Oct. 28, 1893.  
 Hawaii made a republic, July 4, 1894; annexed to United States, Aug. 12, 1896; made a territory, June 14, 1900.  
 Hay - Pauncefote isthmian - canal treaty signed, Nov. 18, 1901.  
 Homestead (Pa.) labor riot, July 6, 1892.  
 Hugo, Victor, centenary celebration begun in Paris, Feb. 26, 1902.  
 Humbert, King, assassinated, July 29, 1900.  
 Idaho admitted as a state, July 3, 1890.  
 Irish land-purchase law in force, Nov. 1, 1903.  
 Iroquois theater fire, Dec. 30, 1903; lives lost, 575.  
 Isthmian canal bill signed by president, June 28, 1902.  
 Italian army routed in Abyssinia, March 1, 1896.  
 Italian prisoners lynched in New Orleans, March 14, 1891.  
 Jameson raiders in Transvaal routed, Jan. 2, 1896.  
 Japan, battle of Sea of, May 27-28, 1905.  
 Japan declared war on China, Aug. 1, 1894; war ended, April 17, 1895.  
 Japan-Russia war began Feb. 7, 1904; ended Sept. 5, 1905.  
 Johnstown flood, May 31, 1889.  
 Ketteler, Baron von, killed in Peking, June 20, 1900.  
 Kishinev massacre, April 20, 1903.  
 Koch's lymph cure announced, Nov. 17, 1890.  
 Kossuth, Louis, died, March 20, 1894.  
 Lawton, Gen. H. W., killed, Dec. 19, 1899.  
 Letter wheat deal collapsed, June 13, 1898.  
 Liliuokalani, queen of Hawaii, deposed, Jan. 16, 1893.  
 Madagascar annexed to France, Jan. 23, 1896.  
 Maine blown up, Feb. 15, 1898.  
 Marconi signals letter "S" across Atlantic, Dec. 11, 1901.  
 Meyerbeer centenary celebrated in Berlin, Sept. 5, 1891.  
 Morocco conference began, Jan. 16, 1906.  
 Mukden, battle of, Feb. 24-March 12, 1905.  
 McKinley, President, shot by anarchist, Sept. 6, 1901; died, Sept. 14, 1901.  
 Nansen arctic expedition started, July 21, 1893; returned, Aug. 13, 1896.  
 Nicholas II. proclaimed czar of Russia, Nov. 2, 1894; crowned, May 26, 1896; attempted assassination of, Jan. 19, 1905.  
 Norge disaster, June 28, 1904.  
 Norway dissolved union with Sweden, June 7, 1905.  
 Omdurman, battle of, Sept. 4, 1898.

Panama canal property bought by the United States, Feb. 16, 1903.  
 Panama fraud trials in Paris, Jan. 10 to March 21, 1898.  
 Panama revolution, Nov. 3, 1903.  
 Pan-American congress, first, began, Oct. 2, 1889; second, Oct. 23, 1902.  
 Peace congress called by czar, Aug. 24, 1898, opened at The Hague, May 18, 1899; closed, July 29, 1899.  
 Peking captured by the allies, Aug. 15, 1900.  
 Philippine-American war began, Feb. 4, 1899; ended, April 30, 1902.  
 Philippines ceded to the United States, Dec. 10, 1898.  
 Pope Leo XIII. died, July 20, 1903.  
 Pope Pius X. elected, Aug. 4, 1903.  
 Port Arthur captured by Japanese from Chinese, Nov. 21, 1894; from Russians, Jan. 1, 1905.  
 Porto Rico ceded to the United States, Dec. 10, 1898.  
 Porto Rico hurricane, Aug. 8, 1899.  
 Pretoria captured by the British, June 4, 1900.  
 Pullman strike began, May 11, 1894; boycott began, June 26; rioting in Chicago and vicinity, June and July; strike and boycott ended, August.  
 Rhodes, Cecil, died, March 26, 1902.  
 Roentgen ray discovery made public, Feb. 1, 1896.  
 Russia-Japan war began, Feb. 7, 1904; ended, Sept. 5, 1905.  
 Salisbury, Premier, resigned, July 13, 1902; died, Aug. 22, 1903.  
 St. Louis cyclone, May 27, 1896.  
 St. Petersburg riots, Jan. 22, 1905.  
 St. Pierre, Martinique, destroyed, May 8, 1902.  
 San Francisco earthquake and fire, April 18-

20, 1906.  
 San Juan and El Caney, battles of, July 1, 1898.  
 Santiago de Cuba, naval battle of, July 3, 1898.  
 Santiago de Cuba surrendered, July 17, 1898.  
 Schley inquiry ordered, July 26, 1901; began, Sept. 20; ended, Nov. 7; verdict announced, Dec. 13.  
 Sergius, Grand Duke, assassinated, Feb. 17, 1905.  
 Serbia, king and queen of, assassinated, June 11, 1903.  
 Shah of Persia assassinated, May 1, 1896.  
 Simpson tunnel completed, Feb. 25, 1905.  
 Spanish-American war began, April 25, 1898; peace protocol signed, Aug. 12, 1898; Paris peace treaty signed, Dec. 12; peace treaty ratified, Feb. 6, 1899.  
 Steel workers' strike began, Aug. 10, 1901.  
 Stone, Ellen M., captured by brigands, Sept. 3, 1901; released, Feb. 23, 1902.  
 Transvaal republic annexed to Great Britain, Sept. 1, 1900.  
 Utah admitted as a state, Feb. 4, 1896.  
 Valparaiso earthquake, Aug. 16, 1906.  
 Venezuelan blockade by England, Germany and Italy began in first part of December, 1902; ended, Feb. 13, 1903.  
 Vesuvius, great eruption of, April 1-10, 1906.  
 Victoria, queen of England, died, Jan. 22, 1901.  
 Wilhelmina proclaimed queen of Holland, Aug. 31, 1898.  
 Windsor hotel, New York, burned, March 17, 1899.  
 World's Fair in Chicago opened, May 1, 1893; ended, Oct. 30, 1893.  
 Wyoming admitted as a state, July 10, 1890.  
 Yalu, battle of, Sept. 17, 1894.

### PROCEEDINGS AGAINST TRUSTS.

The prosecution of cases brought against trusts, railroads and other corporations for violating the Sherman, Elkins and similar federal and local laws against acts in restraint of trade was greatly assisted by a decision of the United States Supreme court announced March 12, 1906. It was in effect that in proceedings under the antitrust laws witnesses could be compelled to testify and that hooks and papers required must be produced. Suits begun by the federal and local authorities in 1904 and 1905 were vigorously prosecuted and many new ones instituted in various parts of the country. Among the defendants were the meat packers, the Standard Oil company, the tobacco, paper, fertilizer, ice, refrigerator, elevator and lumber trusts and various other combinations. The Elkins antirebate law was the basis for many suits against the railroads and the trusts. Up to the middle of November fifty-three indictments had been found against hundreds of defendants, covering thousands of transactions. There had been fourteen criminal convictions and individuals and corporations had been fined more than \$300,000. Brief notices of some of the cases attracting general attention follow:

#### BEEF PACKERS.

Feb. 21, 1905, a special grand jury was called by the federal authorities to meet in Chicago March 20 to investigate the beef trust for alleged violations of the Sherman

antitrust law. On the date named the inquiry was begun and July 1 twenty-one packing company officials and five of the corporations with which they were connected were indicted by the jury in the United States District court. Seventeen of the number were indicted for a conspiracy to restrain commerce and trade by monopolizing the meat product and four were indicted for conspiring to secure rebates from various railroads in connection with the shipment of meat. The following individuals were indicted for conspiracy:

J. Ogden Armour, Charles W. Armour, Louis F. Swift, Edward F. Swift, Charles H. Swift, Edward Cudahy, Arthur E. Evans, L. A. Carton, Edward Morris, Ira N. Morris, Arthur Meeker, T. J. Connors, P. A. Valentine, A. H. Veeder, R. C. McManus and D. E. Hartwell.

Corporations indicted: Armour & Co. of Illinois; Armour Packing company, organized under the laws of New Jersey, Charles W. Armour of Kansas City, president; Swift & Co., Fairbank Canning company and the Cudahy Packing company.

Indicted for rebating: B. S. Cusey, traffic manager for Schwarzschild & Sulzberger; V. D. Skipworth and C. M. Todd, assistant traffic managers for same firm, and Samuel Well of New York, vice-president of Schwarzschild & Sulzberger in 1903.

Sept. 21, 1905, the four officials last named

appeared before Judge J. Otis Humphrey in the United States District court in Chicago and pleaded guilty to the indictments charging them with conspiracy to accept railroad rebates. A fine of \$10,000 was imposed upon Samuel Weil and \$5,000 upon each of the others.

Oct. 5, 1905, counsel for the defendants filed a demurrer to the indictment and on Oct. 18 the demurrer was overruled as to some of the counts and sustained as to others. Oct. 23 special immunity pleas were filed and Dec. 13 the trial began. A jury had been called, but it was excluded while the lawyers argued the immunity plea. The packers were represented by John S. Miller, W. J. Hynes, Moritz Rosenthal and John C. Cowen and the government by United States Attorney-General William H. Moody and District Attorney Charles B. Morrison. March 21, 1906, Judge J. Otis Humphrey, before whom the case was heard, decided that the individual packers were entitled to immunity from prosecution, specifically because the investigation of the beef industry in 1904 by Commissioner of Corporations James R. Garfield was in effect compulsion upon the packers to produce evidence tending to incriminate themselves—evidence which afterward was contained in the indictments against them. As to the corporations, however, the judge held that they were entitled to no such immunity and that they must stand trial.

June 12 in Kansas City, Mo., Armour & Co. and the Nelson Morris Packing company were found guilty of having accepted rebates from the Chicago, Burlington & Quincy railroad. The case was appealed.

**RAILROAD REBATING.**

**NEW YORK CENTRAL CASE.**

In the United States Circuit court, New York, Oct. 17, 1906, the New York Central Railroad company and Frederick L. Pomeroy, its general traffic manager, were found guilty of giving rebates to the American Sugar Refining company in 1904. Judge George C. Holt, who presided at the trial, fined the company \$108,000 and Pomeroy \$6,000. In passing sentence the judge said the crime had been deliberate and premeditated and therefore was much more heinous than the ordinary, common, vulgar crimes usually brought before the criminal courts. The corporation had received large and valuable public privileges. It was under the highest obligations to treat all citizens alike and not to grant any unjust discriminations.

**CHICAGO & ALTON CASE.**

In the United States District court in Chicago, Judge K. M. Landis presiding, the Chicago & Alton Railroad company and two of its former officers were found guilty July 6, 1906, of granting rebates to Schwarzschild & Sulzberger, packers. July 11 the company was fined \$20,000 on each of two counts; John N. Faithorn, former vice-president, \$5,000 on each of two counts, and Fred A. Wann \$5,000 on each of two counts, making the total \$60,000.

**SANTA FE CASE.**

Chief Justice William J. Mills in the United States court at Las Vegas, N. M., July 12, 1906, imposed a fine of \$15,000 on the Atchison, Topeka & Santa Fe Railroad company and the Colorado Fuel and Iron company for violating the antirebate law.

**MINNESOTA CASES.**

Nov. 8, 1906, the federal grand jury in Minneapolis, Minn., returned ten true bills against the Wisconsin Central, the Minneapolis & St. Louis, the Chicago, St. Paul, Minneapolis & Omaha and the Great Northern railroad companies for granting rebates and the McCaull-Densmore Grain company for accepting rebates.

**BURLINGTON ROAD CASE.**

In Kansas City, Mo., June 13, the Chicago, Burlington & Quincy road was convicted of giving rebates to certain packing companies.

**REFRIGERATOR COMPANY CASE.**

In Milwaukee, Wis., June 11, the federal court issued a perpetual injunction against several railroads forbidding the granting of rebates to a refrigerator car company.

**STANDARD OIL COMPANY.**

**PRESIDENT'S MESSAGE.**

May 3, 1906, President Roosevelt sent the Garfield oil report to congress with a message in which he said that the Standard Oil company had, according to the facts developed in the investigation, benefited enormously by secret rates, many of which were clearly unlawful. "This benefit," the president declared, "amounts to at least \$750,000 a year. This \$750,000 represents the profit that the Standard Oil company obtains at the expense of the railroads; but of course the ultimate result is that it obtains a much larger profit at the expense of the public." The message recommended that the fee to oil lands held by the government should be held by the government; that railroads should be permitted to protect themselves from the great corporations and that the interstate-commerce commission should examine the affairs of a railroad as thoroughly as bank examiners examine banks. The president also announced in the message that the department of justice would institute proceedings in certain of the cases reported upon by the commissioner of corporations.

**INDICTMENTS IN CHICAGO.**

Aug. 27, 1906, ten indictments containing 6,423 counts were returned against the Standard Oil company by two federal grand juries in the United States Circuit court in Chicago. The indictments covered five different classes of offenses and the total amount of rebates alleged to have been paid to the company by seven railroads was \$487,690. The indictments were brought under the Elkins law and constituted what was practically the first step taken by the government in the prosecution of the oil trust, though indictments had been returned a short time before by juries at Jamestown, N. Y., and Jackson and Memphis, Tenn. The railroads concerned in the Chicago cases were the Chicago, Burlington & Quincy, Chicago & Alton, the Chicago & Eastern Illinois, the Evansville & Terre Haute, the Illinois Central, the Southern and the Lake Shore & Michigan Southern.

**THE OHIO CASE.**

In the case of the state of Ohio against the Standard Oil company of Ohio the jury at Findlay returned a verdict Oct. 19, 1906, of guilty on the charge of conspiracy in restraint of trade in violation of the Val-

enfine antitrust law. Proceedings were also begun under the antirebate law in Cleveland, O.

#### ACTION IN ST. LOUIS.

Attorney-General Moody instituted proceedings against the Standard Oil company of New Jersey under the Sherman antitrust act by filing in the United States Circuit court in St. Louis, Mo., Nov. 15, a petition in equity against the company and its seventy constituent corporations and partnerships and seven individual defendants, asking

that the combination be declared unlawful and in the future enjoined from entering into any contract or combination in restraint of trade.

#### THE PAPER TRUST.

The prosecution of the General Paper company begun by the government in 1904 was successfully terminated in the United States District court in Minneapolis, Minn., when the defendant company withdrew its pleas and was compelled to dissolve its organization.

#### NOTABLE PUBLIC GIFTS AND BEQUESTS IN 1906.

Belt, Alfred, to University of Johannesburg, College of Technology in London and to other educational and charitable institutions, \$3,150,000.

Blackstone, Mrs. T. B., to Lake Forest university, \$36,000.

Blumenthal, George, to Columbia university, \$100,000.

Boardman, Mrs. Lucy, by will to Trinity college, Hartford, and other institutions, \$800,000.

Carnegie, Andrew, to Carnegie technical schools in Pittsburg, \$2,000,000; to Richmond (Va.) public library, \$100,000; to Amherst college, \$75,000; Drury college, \$50,000; Coe college, \$45,000; Ellsworth college, \$10,000; St. Viateur's college, \$32,000; Butler university, \$25,000; Swarthmore college, \$50,000; Mount Union college, \$50,000.

Creighton, John A., to Creighton college, \$500,000.

Dottger, Andrew T., by will to Tuskegee institute, \$665,000.

Gilbert, Edwin, by will to Storrs Agricultural college and other institutions, \$250,000.

Harris, N. W., to Northwestern university, \$25,000.

Lowden, Mr. and Mrs. Frank O., to Sterling (Ill.) public library, \$20,000.

Mackay, Clarence H., to University of California, \$100,000.

Pearsons, D. K., to Gullford college for O. W. Nixon memorial, \$25,000.

Rockefeller, John D., to the University of Chicago, \$1,450,000; to Naval Y. M. C. A. at Norfolk, Va., \$250,000.

Ryerson, Martin A., to University of Chicago for Harper memorial, \$25,000.

Smith, James H., to St. Luke's hospital, Chicago, \$500,000.

Strawn, Mrs. Phœbe, by will to Illinois college, \$20,000; to Jacksonville female academy, \$10,000; to other institutions, \$20,000.

Unnamed, to Barnard college, \$150,000.

Williamson, Mrs. M. H., to Columbia university, \$150,000.

Wilmer, W. M., estate, to Chicago Academy of Sciences, \$100,000.

Yerkes, Charles T., by will, for hospital in New York, N. Y., \$9,000,000; for art gallery in New York, \$5,000,000; for Yerkes observatory, \$100,000.

#### EARTHQUAKE AND FIRE IN VALPARAISO, CHILE.

Nearly two-thirds of the city of Valparaiso, Chile, was destroyed by earthquakes and fire Aug. 16-17, 1906. Santiago and other smaller cities on the coast suffered severely from the shocks, which were more than 300 in number. The loss of life in Valparaiso was at first estimated at 5,000, but later investigation showed that probably not more than 1,500 were killed. The exact number will never be known, as the fire following the earthquake destroyed everything in the ruins. The property loss was also exaggerated, being first placed at \$250,000,000. It has since been estimated at \$100,000,000.

The first shock occurred at 7:15 p. m., Aug. 16, and was followed a few minutes later by a second still more severe, and then by a series of lighter ones lasting five hours. As was the case in San Francisco, the water and gas mains were broken and fires broke out almost immediately in several places and swept over a large part of the city, doing much more damage than the earthquake itself. The inhabitants fled into the open squares and to the surrounding hills, where they suffered much from lack of food, water and shelter, the railroads leading to other points having been made temporarily use-

less, so that no provisions could be brought in except by water. The sailors from the Chilean fleet landed Aug. 17 and did much to restore order and prevent looting.

Most of the damage done by the shocks and fire was in the main business part of the city, the quarter in which the custom house and municipal buildings were located suffering the least. Many of the finer residences on the hills were destroyed by landslides. Among the prominent structures ruined were the churches of Espiritu Santo and La Marced, the Club de Setiembre and the Victoria theater. Nearly every building in the Avenue Brazil and Victoria street, both prominent thoroughfares, was destroyed. The earthquake shocks were so severe that practically no building in Valparaiso escaped without some damage. The Chilean government voted \$4,000,000 for the relief of the sufferers and other countries sent contributions.

In Santiago thirty persons were killed and property valued at \$1,500,000 was destroyed. Other towns damaged by the earthquake were Arica, Casabianca, Quilota, San Felipe, Quirihue, Petorca and Limache.

#### DISASTER AT ATLANTIC CITY, N. J.

Sunday afternoon, Oct. 23, 1906, a train of three electric cars on the West Jersey and Seashore electric road plunged through a trestle spanning the waterway between At-

lantic City, N. J., and the mainland. Of the eighty-eight passengers aboard fifty-three were drowned, only a few of those in the rear coach escaping.

## SAN FRANCISCO EARTHQUAKE AND FIRE.

Date—April 18, 1906.  
 Lives lost—452.  
 Persons injured—1,500.  
 Persons made homeless—265,000.  
 Property loss—\$350,000,000 (estimated).  
 Loss to insurance companies—\$132,823,067.21.  
 Buildings destroyed—60,000.  
 Blocks or squares burned—453.  
 Area of burned district—3.96 square miles.  
 Relief appropriation by congress—\$2,500,000.  
 Relief subscriptions—\$11,000,000.

One of the greatest calamities in the history of the United States occurred Wednesday, April 18, 1906, when an earthquake destroyed a portion of the city of San Francisco, Cal., and started a number of fires resulting in a conflagration which within the following two or three days wiped out part of the residence and nearly the whole of the business section of the city. Four hundred and fifty-two persons were killed and property to the value of \$350,000,000 was destroyed.

The first shock came at 5:13 o'clock on the morning of April 18. It was very severe and, while it was followed by many other quakes on that and succeeding days, they did comparatively little damage. The total loss of life occasioned by the original shock was 266, the other casualties resulting from the fire later in the day, and the amount of property lost by the collapse of buildings was estimated at about \$10,000,000. The principal buildings which were destroyed or seriously damaged by the earthquake alone were the city hall, the Albert Pike Masonic Memorial temple, St. Dominic's church, the Terminus hotel and the St. Agnew's insane asylum, forty miles from the city.

## THE GREAT FIRE.

The earthquake broke the water mains, gas mains and electric light wires and when between 6:30 and 7:30 o'clock in the morning fires broke out near the Palace hotel, in the Mission district and at the base of Telegraph hill, there was nothing to hinder the progress of the flames. To add to the confusion, Dennis Sullivan, chief of the fire department, was so severely injured by the fall of a brick chimney at the time of the first shock that he died three days later. At first the most serious fire was that in the region south of Market street, but it soon spread to the business section and then out to the Mission and the Hayes Valley residence district. The other scattered fires combined with it and became a conflagration which swept away stores, banks, hotels, newspaper offices, theaters, halls, schools, churches, office structures—in short, buildings and establishments of every description. The noted Chinese settlement was utterly destroyed and so were most of the poorer classes of residences around Telegraph hill. The famous palaces on Nob hill met the same fate. The advance of the flames was only stayed on the second day at the broad Van Ness avenue, the efforts of the fire fighters here proving successful with the aid of dynamite and a change in the wind. The region destroyed extended three miles in extreme length and two miles in extreme width, covering an area of 3.96 square miles. North of Market street 342

city blocks were burned and south of Market street 111 blocks. The churches destroyed alone numbered fifty-seven, their aggregate value being \$1,808,500. The manufacturing plants and great sugar refineries to the south escaped, as did the larger part of the residence district to the north and west. Fortunately the great ferry building at the foot of Market street was saved, leaving open an avenue of escape for the thousands of refugees.

## NOTABLE BUILDINGS DESTROYED.

Following is a list of some of the more notable buildings destroyed or seriously damaged by the earthquake and fire combined:

Apartment Buildings—Aberdeen. Buena Vista, Hamilton, Linda Vista, Pleasanton, St. Augustine.

Art Institute—Hopkins.

Bank Buildings—Bank of British North America, Canadian Bank of Commerce, First National, Italian-American, London, Paris and American, Nevada National, Union Trust, United States subtreasury.

Clubs—Bohemian, Concordia, Pacific Union, Olympic, Union League.

Department Stores—City of Paris, Emporium, Nathan, Dohrman & Co., Newman & Levinson, O'Connor, Moffatt & Co., White House.

Hospitals—St. Mary's, Waldeck.

Hotels—Abbotsford, Alexandria, California, Colonial, Fairmount, Grand, Hotel Granada, Hotel Netherland, Hotel Savoy, Kingsley, Lick house, Occidental, Palace, Plymouth, Russ, St. Francis, St. Nicholas, Valencia, Victoria, Winchester.

Newspaper Offices—Bulletin, Call, Chronicle, Evening Post, Examiner.

Office, Mercantile and Insurance Buildings—Claus Spreckels, Crocker, Flood, Gore, Grant, Haywood, Hobart, Mercantile Trust, Merchants' Exchange, Mills, Monadnock, Mutual Life, Natoma, Pacific Mutual, Parrott, Pbelan, Postal, Shreve, Sunset Telephone, Upham, Western Union. Public Buildings—City hall, postoffice, mint. Theaters and Halls—Alcazar, Central, Columbia, Grand opera house, Majestic, Mechanics' Pavilion, Odd Fellows' hall, Orpheum.

The mint was not badly injured and the postoffice was put in use almost immediately. The Hayward and other buildings of modern steel construction stood the fire and earthquake better than any other class of structures.

## THOUSANDS MADE HOMELESS.

San Francisco in April, 1906, had an estimated population of about 360,000 and of these some 265,000 were made temporarily homeless. Many took refuge in Oakland or went to other cities, but the majority were given shelter in army tents in Golden Gate park and other open places. Order was maintained by federal and state troops under Gen. Frederick Funston, who took charge immediately after the earthquake, and, besides helping to stop the advance of the fire and preventing looting, looked after the distribution of food and clothing until Mayor Eugene E. Schmitz appointed committees to do a part of this work. Within a few days after the disaster Dr. Edward

T. Devine, representing the National Red Cross society, at the suggestion of President Roosevelt, went to San Francisco and took charge of the relief measures. He was ably assisted by ex-Mayor James D. Phelan and other prominent citizens of the city and by experienced men from other places. At first there was lack of water and food, but the mains were quickly repaired and provisions by trainloads were rushed in at once from all sides.

#### RELIEF CONTRIBUTIONS.

Congress, which was in session, appropriated \$2,500,000 for the relief of the stricken city and corporations, companies and individuals throughout the country at once began raising money for the purchase of supplies of every kind needed. Within a few weeks \$4,245,000 in cash had been sent to the San Francisco finance committee, of which James D. Phelan was the chairman, and the total actually subscribed by June 5 was \$7,467,088.97. The exact figures of the amount contributed for the benefit of the sufferers will never be exactly known, as much of it came from relatives and friends and went directly to individuals.

#### APPROXIMATE STATEMENT.

Appropriated by congress.....	\$2,500,000
Cash subscriptions.....	8,319,000
Privately distributed.....	200,000
<b>Total .....</b>	<b>11,019,000</b>

#### INSURANCE LOSSES.

Most of the American and foreign insurance companies doing business in San Francisco passed safely through the crisis caused by their enormous losses, the Traders of Illinois being a notable exception. Its loss was placed at \$3,748,000 and it was placed in a receiver's hands. Some of the companies objected to paying the amounts called for in the policies because they held that they were not liable for earthquake damages, but most of them settled by paying all claims in full or in part. According to a statement prepared by the New York state superintendent of insurance the gross amount of insurance involved was \$222,836,307.74 and the actual loss to the companies \$132,823,067.21. The actual loss of the foreign companies was \$57,701,865.63, of the

New York companies \$23,138,090.74, and of companies in other states \$51,983,111.44.

#### EFFECT ON STOCKS.

The following table shows the effect of the San Francisco disaster upon the market value of some of the active stocks traded in on the New York stock exchange, the total depreciation of all stocks being estimated at about \$900,000,000.

	Close. April 17.	Low. May 2.	Decline.
Amalgamated Copper.....	113 $\frac{3}{4}$	97 $\frac{3}{4}$	15 $\frac{3}{4}$
American Ice Securities 6 $\frac{3}{4}$	57 $\frac{1}{4}$	6	22 $\frac{3}{4}$
American Smelting.....	161 $\frac{1}{2}$	138 $\frac{1}{2}$	23
American Sugar.....	141	127 $\frac{1}{2}$	13 $\frac{1}{2}$
Anaconda .....	279 $\frac{3}{4}$	226	53 $\frac{3}{4}$
Atchison .....	93 $\frac{1}{2}$	85 $\frac{3}{8}$	8 $\frac{1}{8}$
Brooklyn Rapid Transit.....	87 $\frac{1}{2}$	72	15 $\frac{1}{2}$
Baltimore & Ohio.....	111 $\frac{1}{8}$	105 $\frac{1}{4}$	5 $\frac{7}{8}$
Canadian Pacific.....	174	155 $\frac{1}{2}$	18 $\frac{1}{2}$
St. Paul.....	177 $\frac{3}{4}$	155 $\frac{1}{4}$	22 $\frac{3}{4}$
Colorado Fuel and Iron.....	62 $\frac{1}{4}$	40 $\frac{1}{8}$	22 $\frac{1}{8}$
Erle .....	45 $\frac{3}{8}$	38 $\frac{1}{8}$	7 $\frac{1}{4}$
Great Northern.....	323	275	48
Illinois Central.....	175	164 $\frac{1}{4}$	10 $\frac{3}{4}$
Louisville & Nashville.....	150 $\frac{3}{4}$	136 $\frac{1}{4}$	14 $\frac{3}{4}$
Missouri Pacific.....	96 $\frac{1}{4}$	85 $\frac{1}{2}$	10 $\frac{3}{4}$
New York Central.....	144 $\frac{1}{2}$	130 $\frac{1}{2}$	14
Northern Pacific.....	220 $\frac{3}{4}$	179 $\frac{1}{4}$	41
Pennsylvania .....	142 $\frac{3}{4}$	133 $\frac{3}{8}$	9
Reading .....	137 $\frac{1}{4}$	112	25 $\frac{1}{4}$
Southern Pacific.....	63 $\frac{1}{8}$	61	8 $\frac{1}{8}$
Union Pacific.....	157 $\frac{3}{4}$	138 $\frac{1}{2}$	19 $\frac{1}{2}$
United States Steel pfd.....	108 $\frac{3}{4}$	102	6 $\frac{3}{4}$
United States Steel.....	43 $\frac{1}{2}$	36 $\frac{1}{4}$	6 $\frac{3}{4}$

#### IN OTHER TOWNS.

Some of the smaller cities in the vicinity of San Francisco also suffered severely from the earthquake. In Santa Rosa seventy-one persons were killed and fifty-three injured, twenty-four blocks of buildings being destroyed. The business center of San Jose was ruined and a score of persons were killed. At the Stanford university several of the buildings were wrecked and others damaged. There was also considerable destruction at Salinas, Napa, Hollister, Redwood City and Santa Cruz. But little damage was done at Oakland, Berkeley and Alameda, though these places are only across the bay from San Francisco.

#### GREAT ERUPTION OF MOUNT VESUVIUS.

About the middle of March, 1906, lava began to overflow from the crater of Mount Vesuvius, taking a southwesterly direction. Other signs of unusual activity were also apparent, but it was not until the first week in April that danger was feared by persons living in the vicinity of the volcano. Then an enormous stream of lava came from the summit and, flowing down the side of the mountain, united with streams that burst from the lower strata. The molten flood almost entirely destroyed the village of Boscotrecase. Throughout the lava discharge the volcano was comparatively quiet and without electrical phenomena or explosions. The only ominous sign was the advancing wave of lava and the cinders forming an enormous cloud in the shape of a pine tree over the crater. What followed is thus described by Prof. Matteucci, director of the observatory on the volcano, who remained at his post throughout the disturbance:

"Our really terrible time came at 3 o'clock Sunday morning, April 8, and lasted until 8 o'clock. The mountain, which hitherto had been silent, suddenly gave out a deafening roar and a great rent was made in its cone. Huge solid rocks were hurled skyward. Some of them fell near the observatory, threatening to crush in the roof, but most of them fell far outside the observatory zone. There were no scoriae in this first discharge, but solid, bluelike stones, which cut the roof and damaged the windows. Throughout Sunday enormous solid blocks of stone rose to a height of 2,500 feet from the crater, while ashes and sand were thrown much higher, but toward Monday the terrible shocks of earthquake gradually diminished. One of the worst features of the eruption was the unusual extent of the electrical phenomena, the darkness being broken by vivid flashes of lightning, giving the sky a bloodlike color, with short, heavy peals

of thunder interspersed. No one thought of sleep, but all stood gazing at the awful scene. At 3 o'clock in the morning the lowest station seemed to be burning and at half past 3 the whole cone broke open with a tremendous earthquake shock. Red-hot projectiles were precipitated toward Mount Somma and the observatory. Compared with other great eruptions this is one of the most important in the history of Vesuvius. Its effects are less terrible than those of the eruption in the year 79, when Pompeii was buried, but it equals in intensity the great eruptions of 1631 and 1872."

Many of the towns at the foot of Vesuvius suffered severely from the fall of ashes and cluders. Torre del Greco, with a population of 25,000, was half buried and so was Torre Annunziata, a still larger place. Here a number of houses in the suburbs were destroyed by lava. Boscotrecase was partly destroyed by the lava, but the people escaped.

#### DESTRUCTIVE EARTHQUAKE IN FORMOSA.

Saturday afternoon, March 17, 1906, two earthquake shocks of great severity occurred on the island of Formosa. Investigation by the Japanese authorities showed that 1,238 persons were killed, 872 severely injured and 1,457 slightly injured; total killed and injured, 3,567. Of these only 45 were Japa-

At Ottajano, a town of 20,000 people, four feet of ashes and cluders fell, causing the collapse of five churches and many houses. Here the greatest loss of life occurred, the number of victims being estimated at about 150. Other places that suffered in a lesser degree were San Giuseppe, Portici, Caserta, Nota and San Giorgio. Pompeii was threatened for a time, but only a few houses were destroyed, while the famous ruins from the ancient eruption escaped injury. In Naples, twelve miles from the volcano, the fall of ashes was so great that it caused the collapse of the roof of one of the market places and the death in the ruins of twelve persons and the injury of many more.

The violence of the eruption began subsiding April 11 and a few days later the volcano was in its usual condition. The appearance of the summit was completely changed, several hundred feet of the crater rim having been blown off by the explosions.

nese, all the others being native Formosans. The districts in which fatalities occurred were as follows: Kagi, Damyo, Shinko, Balshiko, Chubo, Bokushiyoku and Tenshiko. The total number of houses destroyed was 5,556 and about as many more were damaged.

#### HURRICANES ON THE GULF COAST.

The gulf coast from Pensacola, Fla., to New Orleans, La., was devastated by a storm beginning Sept. 25 and culminating Thursday morning, Sept. 27, 1906. The wind blew with cyclonic violence from the southeast and south. Lighthouses and other government stations were ruined and in some cases the occupants drowned. The largest number of lives were lost and the greatest damage done in Pensacola, Fla., and Mobile, Ala. In the former place seventy-five persons lost their lives and \$5,000,000 worth of property was destroyed. In Mobile between seventy-five and 100 lives were lost and property valued at \$4,000,000 was destroyed. New Orleans suffered comparatively little damage to property. About fifteen lives were lost in the vicinity of the city. The villages of Navyport, Bayou la Bache and Coden were swept

away. Eight large vessels and thirty smaller ones were wrecked. The total number of lives lost was about 200 and the total damage not less than \$10,000,000.

More than 1,500 lives were lost in a hurricane which swept the southeastern coast of Florida and the northern part of Cuba Oct. 17-18, 1906. Elliott's key was engulfed by a tidal wave and 250 persons were drowned; seventy were lost from the steamers St. Lucia and Peerless and eighteen were killed in the city of Havana, where the storm was the worst experienced in half a century. The largest number of casualties was on barges and dredges used by contractors building a railroad along the keys to connect the mainland with Key West. About 1,200 workmen were reported drowned. The property loss in Havana was placed at \$2,000,000.

#### DESTRUCTIVE TYPHOON AT HONGKONG.

In a typhoon which occurred at Hongkong and vicinity Sept. 18, 1906, 10,000 Chinese and a number of Europeans were drowned through the wrecking of steamers, launches, sampans and junks. The storm was of a local nature, but of great severity. Damage to the amount of \$20,000,000 was done to shipping and to property on the Kowloon

peninsula. Among the steamers that foundered or were driven ashore were the Mont-eagle, Fatsan, Albatross, Ying Fat, Keungshan, Sorsogon, S. P. Hitchcock, Emma Luyken, San Rosario, Slava, Pakhong, Petrarch and Chinkal Maru. Several English and French torpedo boats were driven ashore or sunk.

#### HURRICANE IN SOCIETY AND TAUMOTO ISLANDS.

One hundred and fifty lives were lost and property valued at \$1,500,000 was destroyed by a hurricane which visited the Society and Taumoto Islands Feb. 7 and 8, 1906. The city of Papeete, in Tahiti, was inundated; twenty-five buildings were swept away.

At Anaa a stone building collapsed, killing forty-eight persons who had taken refuge in it. The British ship County of Roxborough, the schooner Tahitiene and the quarantine schooner Elmeo were wrecked and about fifty seamen drowned.

#### STORMS IN HONDURAS AND SAN SALVADOR.

Oct. 12, 1906, a West Indian hurricane visited the towns of Ruatan, Tela, Utilia and El Provenca, Honduras, causing damages estimated at \$1,000,000. The British schooner Southern Queen and a number of other vessels were wrecked on the coast. In San Sal-

vador the storm began Oct. 12 and lasted nearly ten days. More than 100 persons were drowned in Coatepeque and casualties were reported from numerous other points. An immense amount of damage was done by floods.

## REVOLUTION IN RUSSIA.

### THE FIRST PARLIAMENT.

In accordance with the manifestoes of Aug. 19 and Oct. 30, 1905, members of the first national assembly in Russia, called the *douma*, were elected in the spring of 1906. They were not chosen by direct vote of the people, but by electoral bodies in the chief cities and provinces, these electoral bodies themselves being chosen by district or town elective assemblies. The term of the deputies, or members of the *douma*, was fixed at five years, or during the life of the *douma*. The old council of the empire was reorganized and formed into the soviet, or upper house of the national assembly, half of the members being elected and half appointed by the czar, the total number being forty-eight. The total membership of the lower house in 1906 would have been 524 had all the elections taken place before the assembly was dissolved. As it was, less than 450 were in attendance. These represented a great variety of nationalities, the majority being Great Russians. In religion 339 were Russian orthodox, 63 catholics, 14 Mohammedans, 11 Jews and 13 protestants, the remainder being old believers, Buddhists or infidels. The membership included 204 peasants and 164 noblemen. In regard to politics classification was found to be difficult owing to the generally hazy ideas of the members as to what they wanted. The constitutional democrats were in control with 153 members and the "group of toil," or peasant party, came next with 107 members. There were also autonomists, democratic reformers, moderates, Octoberists and industrialists and more than 100 belonged to no party. The power of initiative in legislation was given to both houses and before being submitted for imperial sanction laws had to be passed by both. The czar expressly reserved the power of dissolving the *douma* at his pleasure and of rejecting any or all measures passed.

### OPENING OF THE DOUMA.

The *douma* began its sessions in St. Petersburg May 10, 1906. The opening ceremonies took place in St. George's hall of the winter palace in the presence of the czar, zarina, the grand dukes and other dignitaries and were marked by much splendor and pomp. In his address from the throne the emperor said:

"Divine Providence has laid upon me the care of the welfare of the fatherland and has moved me to summon representatives elected by the people to co-operate in the work of framing laws. With an ardent belief in a prosperous future for Russia I welcome in you the best men of the empire, to whose election I commanded my beloved people to proceed. Difficult and complicated labors await you, but I believe the ardent wishes of the dear native land will inspire you and unite you. I for my part will unswervingly uphold the institutions which I have granted in the firm conviction that you will devote all your powers to the self-sacrificing service of the fatherland; to a clear presentation of the needs of the peasants, which lie so close to my heart; to the enlightenment of the people and to the development of the country's well-being. You must realize that for the great welfare of

the state not only is liberty necessary, but also order, as the basis of laws. May my ardent wishes be fulfilled. May I see my people happy and be able to bequeath to my son as his inheritance a firmly established, well-ordered, enlightened state. May God bless me in conjunction with the council of the empire and the *douma* in the work before us and may this day prove the moral rejuvenation of Russia and the reincarnation of her best powers! Go to the work to which I have summoned you and justify worthily the trust of your czar and your country. God help me and you!"

### REPLY TO THE CZAR.

On the assembling of the *douma* in the Tauride palace, where its sessions were to be held, Prof. Sergi Andreivitch Mourmoumtseff, a constitutional democrat, was elected president by a vote of 426 to 7. The council of the empire organized under the presidency of Count Solsky. The first speeches in the *douma* demanded amnesty for all political prisoners.

The address to the czar as adopted by unanimous vote May 18 contained the following demands:

1. General amnesty.
  2. The abolition of the death penalty.
  3. The suspension of martial law and all exceptional laws.
  4. Full civil liberty.
  5. The abolition of the council of the empire.
  6. The revision of the fundamental law.
  7. The establishment of the responsibility of ministers.
  8. The right of interpellation.
  9. Forced expropriation of land.
  10. Guaranty of the rights of trade unions.
  11. No new taxes levied without the consent of parliament.
  12. Budget or taxation projects accepted by parliament not to be altered by a nonrepresentative body.
  13. Parliament to have control of all loans.
- Some of the more striking passages in the address follow:

"Above all, it is first necessary in Russia to repeal the exceptional laws, the laws of increased protection, and the state of siege under cover of which the arbitrariness and irresponsibility of officials appear and develop. At the same time the principle of the responsibility of the administration to the representatives of the nation must be adopted.

"Parliament holds that it is its duty to declare to your majesty in the name of the people that the whole nation will carry out the creative work of renewing its life with all its power and energy, with a firm belief in the imminent elevation of the fatherland if between it and the throne there does not stand an imperial council composed of appointed dignitaries and persons elected by the highest classes of the population and if the legislative powers of the people's representatives are not limited by special laws.

"In the domain of the legislative work before it parliament regards as an absolute necessity for the country a precise law assuring inviolability of the person and liberty of conscience, speech, the press, association, gatherings and strikes.



"Careful examination of the needs of the peasantry and the measures called for by them will form parliament's next task. Parliament would not be doing its duty if it did not make a law for the satisfaction of these needs by the aid of the crown domains and monastic lands and the compulsory expropriation of land belonging to the owners of estates.

"Parliament holds that satisfaction of the needs of the working classes is equally incapable of being deferred. Popular education is another task that lies before parliament.

"Parliament further holds that it is necessary to include among the tasks the fulfillment of which cannot be deferred the question of the satisfaction of the long-matured demands of the various nationalities of the empire. Russia affords the example of a state peopled by many races and nationalities. Union in spirit of all of these is possible only through the satisfaction of the needs of each, whereby the individuality of the divers sides of their lives will be preserved and developed. Parliament will give careful heed to the task of giving wide satisfaction to these just demands.

"Your majesty: At the threshold of all our labors stands a question which stirs the soul of every nationality in the empire, which stirs up the representatives of the people and prevents us from tranquilly taking the first step of our legislative career. The first word which rang through the douma, which was received with the sympathetic cheers of the whole assembly, was the word 'amnesty.' The land thirsts for full political amnesty which will satisfy the demands of the national conscience. This petition cannot be denied. Its fulfillment cannot be delayed."

Ill feeling was created by the refusal of the czar to receive the douma's address in person and tension was greatly increased May 26, when Premier Goremykin, who had succeeded Count Witte at the head of the cabinet, refused in the name of the emperor to agree to the proposals in the reply to the throne speech. The ministerial statement was to the effect that political amnesty could not be granted, though the partial abrogation of martial law and other extreme measures might be looked for. The proposed expropriation of land was rejected on the ground that it interfered with the rights of property and it was declared that the responsibility of ministers and the abolition of the council of the empire were matters involving fundamental law and therefore beyond the province of the douma. The government was willing to concede universal suffrage, but that was all. It proposed to solve the agrarian question by the distribution through the peasants' bank of 25,000,000 acres of crown lands.

In the debates which followed the position taken by the government was severely criticised, especially by Dr. Rodicheff, M. Nabukoff, M. Aladin, Count Heyden and Dr. Lednicki. A resolution was finally adopted demanding the immediate resignation of the Goremykin cabinet. A deadlock resulted and the only measure which passed both houses and was signed by the czar was one appropriating \$7,500,000 for the relief of famine sufferers.

DISSOLUTION OF THE DOUMA.

The final act of the douma was to adopt a manifesto or address to the people setting forth the reasons for the failure of the assembly to secure any of the reforms demanded. Though this manifesto was considerably toned down by the constitutional democrats, it was regarded by the czar and his advisers as another act of defiance and July 21 the douma was dissolved by an imperial ukase. In a manifesto issued on the following day the czar, after referring to the reasons which prompted him to summon the douma and his expectation that the representatives would carry out the great reforms in all departments of the national life which he had proposed, declared:

"A cruel disappointment has befallen our expectations. The representatives of the nation, instead of applying themselves to the work of productive legislation, strayed into a sphere beyond their competence and have been making comments on the imperfections of the fundamental laws, which can only be modified by our imperial will. In short, the representatives of the nation have undertaken really illegal acts, such as an appeal to the nation by parliament.

"The peasants, disturbed by such anomalies, seeing no hope for the amelioration of their lot, resorted in a number of districts to open pillage, destruction of other people's property and disobedience of law. But our subjects ought to remember that improvement in the lot of the people is only possible under conditions of perfect order and tranquillity. We shall not allow arbitrary, illegal action and shall impose our imperial will on the disobedient by all the force of the power of the state.

"We call on well-disposed Russians to unite for the maintenance of legal power and the restoration of peace to our dear fatherland. May calm be re-established in the Russian land. May God help us realize the chiefest of our tasks, that of reform of the lot of the peasants. Our will on this point is unshakable and Russian husbandmen, without other people's property being encroached upon, will be supplied, in cases where peasants' lands are too small, with legal and honest means for the enlargement of their property. Representatives of other classes will, at our request, devote all efforts to the realization of this great task, which will be performed definitely in a legislative manner by a future parliament.

"In dissolving parliament we confirm our immutable intention of keeping this institution, and in conformity with this intention we appoint March 5, 1907, the date for the convocation of the new parliament by ukase addressed to the senate."

VIBORG MANIFESTO.

Between 200 and 300 members of the douma, as soon as they heard of the ukase of dissolution, proceeded to Viborg, Finland, where they organized and adopted an address to the people concluding as follows:

"Citizens, stand up for the trampled-on rights of popular representation and for the imperial douma. Russia must not remain a day without popular representation. You possess the means of acquiring it. The government has, without the assent of the popular representatives, no right to collect taxes from the people nor to summon the people to military service. Therefore you

are, now that the government has dissolved the douma, justified in giving neither money nor soldiers. Should the government, however, contract loans in order to procure funds, such loans will be invalid without the consent of the popular representatives. The Russian people will never acknowledge them and will not be called upon to pay them. Accordingly, until the popular representatives are summoned, do not give a kopeck to the throne or a soldier to the army."

The premiership of M. Goremykin ended with the douma and he was succeeded by M. Stolypin, a former head of the interior department.

#### MASSACRE OF JEWS.

The reign of lawlessness and terror which began in 1905 continued throughout 1906. There were numberless assassinations by the revolutionists on the one hand and by the "black hundred" reactionary organizations on the other. Hundreds of citizens were tried by military tribunals and summarily executed, while others were deported to Siberia. The venom of the reactionaries was especially directed against the Jews and many "pogroms" or crusades against them were organized and carried out.

In the large manufacturing town of Bialystok, 100 miles northeast of Warsaw, a concerted attack upon the Jewish residents was made June 14 while a religious procession was passing through the streets. Shots were fired and bombs thrown and the people were told that the Jews were the perpetrators. Immediately the work of alleged retaliation was begun. Jewish shops were pillaged and their owners shot or wounded. As in former affairs of this kind, the bodies of the killed were mutilated and allowed to remain in the streets for many hours before being removed. The total number of killed was placed at about 200 and the wounded at 2,000. The massacre continued three days before order was restored.

Sept. 9-10 there was another massacre of Jews at Siedlce, Poland, in which 200 persons were killed and 1,000 wounded by soldiers. The latter pillaged, burned and killed indiscriminately. The massacre was followed by a reign of terror and bloodshed throughout Poland.

#### CHRONOLOGY OF THE YEAR.

The story of the year in Russia, told according to the sequence of the chief events, is as follows:

- Jan. 4—Governor of Ufa killed by means of a bomb.
- Jan. 11—The budget shows a deficit of \$240,500,000.
- Jan. 11—M. Dragomiroff, prefect of police, assassinated at Irkutsk.
- Jan. 11—Two bombs thrown from Armenian seminary in Tiflis wounding four Cossacks; seminary attacked by troops and 33 persons killed and 300 wounded.
- Jan. 14—Count Sheiometieff kills a student in St. Petersburg for refusing to sing the national hymn.
- Jan. 15—Two bombs thrown at Gen. Khovostoff, governor of Cherbigov province; he is seriously wounded.
- Jan. 18—Six anarchists executed in Warsaw.
- Jan. 18—Five persons killed by a bomb thrown at a policeman in Odessa.
- Jan. 20—Alexis A. Souvorin, editor of Russ, sentenced to one year in prison.

Jan. 21—Many persons in Courland tried by drumhead court-martial and shot by order of Gen. Sollugob.

Jan. 22—Anniversary of "Red Sunday" quietly observed.

Jan. 24—Political chancellery of the gendarmerie in St. Petersburg wrecked by a bomb; many injured.

Jan. 25—Forty-five villagers at Fiellin, Livonia, executed at drumhead court-martial.

Jan. 28—Count Frederick Lamsdorff killed and Baron Hoene wounded by revolutionists near Tukum, Courland.

Jan. 29—Gen. Griaznof, chief of staff of the viceroy of the Caucasus, has head blown off by a bomb.

Jan. 30—Many Jews killed by Cossacks at Gomel; part of the town burned.

Jan. 31—Provincial Councilor Filonoff killed at Poltava.

Feb. 3—Gen. L'nevitch succeeded by Gen. Grodekof in Manchuria.

Feb. 9—Attempt made by a woman to assassinate Vice-Admiral Chuknin in Sebastopol.

Feb. 10—Four gendarmes mortally wounded by a bomb thrown by a boy in Warsaw.

Feb. 14—It is announced that the war with Japan cost Russia \$988,300,000.

Feb. 24—Privy Councilor Ivanoff shot and killed in Warsaw.

Feb. 25—Five persons, including a police commissioner, killed by explosion of a bomb in Odessa.

Feb. 26—Ukase issued by czar fixing May 10 for the opening of the douma.

March 5—Attempt made by a woman to assassinate Vice-Admiral Doubasoff in Moscow.

March 6—Text of imperial manifesto and laws relating to the national assembly published.

March 20—Lieut. Schmidt, commander of the mutinous Black sea fleet, executed at Otkhakov with three sailors.

March 20—The Credit Mutuel bank in Moscow robbed of \$432,500.

March 23—Many murders, robberies and military executions reported as occurring in Tambov, Riga, Warsaw, Batum and Samara.

March 26—Reports of immorality and theft of money belonging to workmen's associations denied by Father Gapon.

March 26—Details of the torturing of Mdle. Spiridonovo, who killed M. Luzehoffsky, chief of police at Tambov, published.

March 29—First elections for members of the douma held; constitutional democrats generally victorious.

April 7—M. Slepztzoff, governor of Tver, killed in city of Tver by explosion of a bomb.

April 7—Maxim Gorky sailed for the United States.

April 10—Father Gapon hanged by revolutionists near St. Petersburg.

April 18—M. Abramoff, a Cossack officer, who helped to torture Mdle. Spiridonovo, died from wound received April 16 at Borisgliebsk.

April 18—Russia reported to have secured a 5 per cent loan of \$440,000,000.

April 28—Chief of police of Odessa killed by explosion of a bomb.


April 29—Attempt made to assassinate Gen. Minn, commander of the Semlinovsky guards in St. Petersburg.

- May 2—Count Witte's resignation as premier accepted; he is succeeded by M. Goremynkin.
- May 6—Vice-Admiral Doubasoff, governor-general of Moscow, frightfully wounded by bomb thrown at his carriage; his adjutant, a policeman and a boy killed.
- May 8—Gen. Count Alexis Paolich Ignatieff, former governor, assassinated at Kiev.
- May 10—The douma formally opened by the czar at the winter palace in St. Petersburg.
- May 13—Body of Father Gapon discovered in secluded villa.
- May 14—Vice-Admiral Kuzmich, commander of the port of St. Petersburg, killed by a workman.
- May 14—Police Captain Constantinoff killed by explosion of a bomb in Warsaw; four persons killed and nineteen wounded by soldiers.
- May 17—Reply to the address from the throne adopted by the douma.
- May 17—M. Zahnof, a police officer who helped to torture Mdle. Spiridonovo, killed in Tambov.
- May 21—Count Keller severely wounded by the explosion of a bomb at Kalisz, Poland.
- May 23—Presidency of the council of the empire resigned by Count Solsky.
- May 26—All of the douma's demands flatly refused by the czar.
- May 28—The terrorist campaign resumed; M. Shataloff, city warden of St. Petersburg, assassinated; bombs thrown at the governor-general of Tiflis; eleven persons killed in Sebastopol.
- May 30—Gen. Alikhanoff, governor-general of Kutais, fatally wounded by the explosion of a bomb.
- June 12—M. Sharpovsky, marshal of nobility, assassinated at Kutais.
- June 14—Massacre of Jews at Bialystok.
- June 23—Prince Manveloff killed at Ufa for political reasons.
- June 27—The Preobajensky regiment in St. Petersburg reprimanded for protesting against doing police duty.
- July 10—Mutiny of troops at Tambov.
- July 10—Admiral Rojestvensky acquitted by court-martial of having surrendered in the battle of the Sea of Japan.
- July 11—Vice-Admiral Chuknin shot from ambush by unknown man at Sebastopol (died July 12).
- July 14—Gen. Kozloff mistaken for Gen. Treppoff at Peterhof and assassinated.
- July 19—Commission appointed to investigate the surrender of Port Arthur recommended that Lieut.-Gen. Stoessel be dismissed and shot; that Gen. Fook be dismissed from army and imprisoned one year at hard labor; that Gen. Relss, chief of staff, be dismissed and banished, and Gens. Smirnof and Vornander and Admiral Alexieff be reprimanded.
- July 21—The douma dissolved by the czar.
- July 23—Viborg manifesto issued by members of the douma.
- July 25—Col. Salmatoff stabbed to death in Warsaw.
- July 28—Passenger train carrying government money held up and robbed by revolutionists.
- July 30—Part of the fortress of Sveaborg at Helsingfors, Finland, captured by mutineers and revolutionists; rebels bombarded by warships.
- July 31—M. Hertenstein, a member of the douma, murdered by reactionaries.
- Aug. 1—Sveaborg mutineers compelled to surrender after fierce fighting.
- Aug. 2—Mutinous sailors and soldiers made an attempt to capture Fort Constantine at Kronstadt; defeated by loyal troops; mutiny at Reval suppressed.
- Aug. 3—Governor of Samara killed by the explosion of a bomb.
- Aug. 3—General strike called by Workmen's Council.
- Aug. 7—General strike called off as a failure.
- Aug. 11—Attempt made to assassinate Grand Duke Nicholas at Krasnoe Selo review.
- Aug. 15—The killing of sixty-three and wounding of more than 200 persons in revolutionary outbreaks reported from Warsaw, Lodz, Radom, Samara, Kiev and other places.
- Aug. 25—Bomb exploded by revolutionists in the house of Premier Stolypin on Apothecary Island; thirty persons killed and fifty wounded; the premier not injured.
- Aug. 26—Gen. Minn, commander of the Semionovsky guard, killed in St. Petersburg by Zenaide Konopliankikova, a girl. (She was executed Sept. 9.)
- Aug. 27—Gen. Von Liarliarski, acting military governor of Moscow, shot and killed.
- Aug. 27—Ukase issued by the czar transferring 4,500,000 acres of land belonging to the imperial appanage to the peasants' bank.
- Sept. 9-10—Massacre of Jews at Sledice, Poland.
- Sept. 12—Col. Jakoloff, chief of the transfer prison at Warsaw, killed.
- Sept. 15—Gen. Treppoff, commandant at the imperial palace at Peterhof, died; his death alleged to have been due to poison.
- Sept. 17—Gen. Doroshevsky shot and wounded at Warsaw.
- Sept. 19—Gen. Nicolaleff killed by revolutionists in Warsaw.
- Sept. 22—Bomb thrown at Gen. Sollogub at Riga; act said to have been planned by himself.
- Sept. 24—Chief of Police Tomushan, another of Mdle. Spiridonovo's persecutors, wounded at Tambov.
- Sept. 26—Gen. Stoessel resigned from the army.
- Sept. 28—Two armed terrorists arrested in the imperial palace at Peterhof.
- Oct. 1—Election of members of the new douma fixed for the end of December.
- Oct. 2—Gen. Rinkevitch assassinated at Askabad by unknown man.
- Oct. 3—Official report issued showing that in last four months thirty-two policemen and soldiers were killed and 107 wounded; in same time 132 citizens were killed and 389 wounded.
- Oct. 5—Mail train held up and robbed of \$125,000 near Ufa.
- Oct. 8—Vice-Governor Kobeto injured by explosion of a bomb at Kazan.
- Oct. 15—"Black hundred" league in session at Kiev.
- Oct. 20—Interpretation of election laws issued by senate further restricting the right to vote.
- Oct. 20—Ukase published removing zemstvo elections from administrative control and permitting peasants to choose their representatives freely and abolishing the communal guaranty of the payment of taxes.
- Oct. 27—Custom-house cashier robbed of \$193,000 by revolutionists in St. Petersburg.

## MEN OF THE YEAR.

Brief biographies of the celebrities of 1906.


BENSON, Alfred



the senate will expire in 1907.

W.—Appointed United States senator by Gov. Hoch of Kansas June 9, 1906. Mr. Benson was educated in the public schools and studied law, practicing in Ottawa, Kas.; was judge of the Franklin-Douglas judicial circuit for twelve years, when he resumed the practice of law; member of state legislature in 1905; republican in politics; his term in

GEARIN, John M.—



Dec. 8, 1905; term expires 1907.

Born in Umatilla, Ore., Aug. 15, 1851; educated in the public schools; elected a member of the state legislature in 1874 and city attorney of Portland in 1876; though a democrat in politics he had the indorsement of the republicans and was appointed United States senator to fill the unexpired term of John H. Mitchell, who died


BROWN, Elmer Ellsworth—



commissioner of education in 1906.

Born at Klantone, N. Y., Aug. 23, 1861; educated at Illinois State Normal university, University of Michigan and German universities; school principal in Belvidere, Ill., 1881-1884, and at Jackson, Mich., 1890-1891; professor in University of Michigan, 1891-1892, and in University of California, 1892-1906; he was appointed United States

PAYNTER, Thomas H.—



In 1906; democrat in

politics. Born in Lewis county, Kentucky, Dec. 19, 1851; educated at Centre college, Danville, and admitted to the bar in 1872; elected to congress in 1889 and re-elected twice; upon retiring from congress he practiced law at Greenup, Ky., until 1894, when he was elected a justice of the State Court of Appeals; chosen United States senator

COBURN, Foster Dwight—



by Gov. Hoch, but declined.

Born in Jefferson county, Wisconsin, May 7, 1846; educated in common schools; served in civil war; removed to Kansas in 1867 and engaged in farming and stock raising; editor Kansas City Live Stock Indicator six years; secretary state board of agriculture, 1894-1906; republican in politics; appointed United States senator, 1906,

TAYLOR, Robert Love—



as United States senator.

Born in Happy Valley, Carter county, Tenn., July 31, 1850; educated at Pennington, N. J.; admitted to bar, 1878; member of congress, 1879-1881; elected governor of Tennessee three times, beginning with 1886; democrat in politics; editor in chief of Bob Taylor's Magazine; chosen at primaries in May, 1906, to succeed Edward W. Carmack


DU PONT, Henry



from Delaware in 1906.

Algernon—Born near Wilmington, Del., July 30, 1838; graduated at West Point, 1861; served in civil war and awarded medal by congress for gallantry; brevetted lieutenant-colonel in 1864 for distinguished services; resigned from army in 1874; engaged in powder manufacturing on a large scale; republican in politics; elected United States senator

WHYTE, William Pinkney—



canceled; democrat in

politics. Born in Baltimore, Md., Aug. 9, 1824; educated in Baltimore college and Harvard law school; admitted to bar in 1846; member of state legislature in 1847; appointed United States senator to fill vacancy, 1868-1869; governor of Maryland, 1871-1874; United States senator, 1875-1881; appointed to same position in 1906 to fill vacancy; democrat in

**STRAUS, Oscar Solomon**—Born Dec. 23, 1850; graduated from Columbia university in 1871 and from Columbia law school in 1873; engaged in business in New York, N. Y., as an importer; was minister to Turkey, 1887-1889 and 1897-1900; member Hague court of arbitration; appointed secretary of commerce and labor in 1906 to take office in 1907.



**SQUIERS, Herbert Goldsmith**—Born in Madoc, Can., April 20, 1859; educated in public schools and military academy; in United States army from 1877 to 1891; entered diplomatic service, serving in Berlin and in Peking, China, where he distinguished himself in the siege in 1900-1901; minister to Cuba, 1902-1905; appointed minister to Panama, 1906.



**FRANCIS, Charles Spencer**—Born in Troy, N. Y., June 17, 1853; graduated from Cornell in 1877; won fame as a college oarsman; learned the printer's trade and became manager and finally owner of the Troy Times; was minister to Greece, Roumania and Servia in 1901-1902; appointed American ambassador to Austria-Hungary in 1906.



**WILSON, Huntington**—Born in Chicago, Ill., Dec. 15, 1875; educated in the public schools and at Yale university; appointed second secretary of legation at Tokyo, Japan, in 1897; appointed secretary of legation in 1900; served as charge d'affaires on several occasions; appointed 3d asst. secretary of state to succeed H. H. D. Peirce in 1906.



**MEYER, George von Lengerke**—Born in Boston, Mass., June 24, 1858; graduated from Harvard university in 1879; speaker of Massachusetts house of representatives, 1894, 1895 and 1896; appointed ambassador to Italy, 1900; transferred to St. Petersburg embassy in 1905; appointed postmaster-general in 1906 to succeed George B. Cortelyou in 1907.




**WRIGHT, Luke E.**—Born in Tennessee in 1847; studied law and practiced in Memphis; served eight years as attorney-general; gold democrat in politics; had three sons in war of 1895; appointed a member of the Philippine commission in 1900 and became governor-general in 1905; resigned and was appointed first ambassador to Japan in 1906.



**PEIRCE, Herbert Henry Davis**—Born in Cambridge, Mass., April 11, 1849; educated at Exeter, N. H., and Harvard university; appointed secretary of legation at St. Petersburg, Russia, in 1894; attended coronation of Emperor Nicholas II.; appointed third assistant secretary of state in 1901; appointed minister to Norway, 1906.



**BUCHTEL, Henry Augustus**—Born near Akron, O., Sept. 30, 1847; educated in private schools and Asbury university (now DePauw); pastor of methodist churches at Zionsville, Greencastle, Knightstown, Richmond and Lafayette, Ind., and Denver, Col.; chancellor University of Denver, 1900; elected governor of Colorado in 1906.



**SMITH, James F.**—Born in San Francisco, Cal., Jan. 23, 1859; admitted to bar in 1881; went to Philippines as colonel of 1st California volunteers in 1898; became brigadier-general and was successively district commander, collector of customs, justice of the Supreme court and member of the commission; appointed governor-general, 1906.



**CUMMINS, Albert Baird**—Born at Carmichaels, Pa., Feb. 15, 1850; received a public school and academic education; studied law and began practice in Des Moines, Iowa; member of the republican national committee, 1896-1900; elected governor of Iowa in 1901; re-elected in 1903 and in 1906; is a leading representative of the tariff-reform idea.



CRAWFORD, Coe I.



—Born near Volney, Iowa, Jan. 14, 1858; educated in common schools and law department, state university of Iowa; was state's attorney of Hughes county, Dakota territory, 1886-1888; member first state senate, South Dakota, 1890; attorney-general of South Dakota, 1892-1896; elected governor of same state in 1906.

JOHNSON, John A.



—Born at St. Peter, Minn., July 28, 1871; educated in the public schools; began work in printing office and became one of the publishers and the editor of the St. Peter Herald; democratic in politics; captain in Minnesota national guard; represented St. Peter district in state senate; elected governor in 1904 and re-elected in 1906.

DAVIDSON, James O.



—Born in Norway in 1854; came to the United States at the age of 19 and settled at Soldiers Grove, Wis.; ran a general store; filled several local offices; served in the state assembly and was state treasurer four years; elected lieutenant-governor three times and was elected governor in 1906 on the republican ticket.

WARNER, Fred Maltby




—Born in Hickling, England, July 21, 1865; was brought to the United States when a child and adopted by P. D. Warner of Farmington, Mich.; established a cheese factory there and at other places in vicinity; member of state senate, 1895-1898; secretary of state, 1900 and 1902; elected governor in 1904 and in 1906.

GUILD, Curtis, Jr.



—Born in Boston, Mass., Feb. 2, 1860; graduate of Harvard in 1881; entered office of the Commercial Bulletin and became sole owner; served in Cuban war as lieutenant-colonel; entered politics as a republican speaker; elected lieutenant-governor of Massachusetts in 1902 and governor in 1905; was re-elected in 1906.

FALLIERES, Clement Armand



—Born at Mezin, France, Nov. 6, 1841; studied law and was admitted to the bar; elected deputy as a republican in 1875; was a member of the cabinet at various times until 1899, when he was elected to the senate, of which body he subsequently became president; elected president of France in 1906.

HOCH, Edward Wallis




—Born in Danville, Ky., March 17, 1849; educated in the public schools and Central college, Kentucky; has been editor and proprietor of the Marion Record at Marion, Kas., from 1874 to the present time; member of the Kansas legislature, 1889-1893; elected governor in 1905 and re-elected in 1906; republican in politics.

FREDERICK VIII.



—Born in Copenhagen, Denmark, June 3, 1843; eldest son of King Christian IX.; married July 28, 1869, to Princess Louise, daughter of King Charles XV. of Sweden and Norway; educated as soldier and statesman; succeeded to the throne of Denmark on the death of his father, Jan. 29, 1906; proclaimed king Jan. 30, 1906.

HUGHES, Charles



—Born at Glens Falls, N. Y., April 11, 1862; graduate of Brown university and Columbia law school; admitted to New York bar in 1884 and practiced law in New York city; was attorney for the Armstrong legislative committee investigating life-insurance frauds in 1905; elected governor of New York in 1906.

WERNZ, Francis Xavier



—Born at Rothwell, Wurttemberg, Dec. 2, 1842; entered the Jesuit order at the age of 15; studied canon law and in 1883 was appointed professor in the Gregorian university, of which he became rector in 1904; published a series of books on canon law; elected general of the Congregation of the Company of Jesus in 1906.

## EVENTS OF 1906.

## FIRE LOSSES AND CASUALTIES.

Baltimore, Md., June 13—Merchants and Miners' wharf burned; loss, \$1,000,000.  
 Fairbanks, Alaska, May 22—Business section burned; loss, \$1,000,000.  
 Gambler, O., Feb. 24.—Kenyon Military academy burned; three persons killed and eight hurt.  
 Chicago, Jan. 30—Roos Bros.' manufacturing plant burned; five men injured; loss, \$100,000.  
 Chicago, Feb. 8—St. Paul's M. E. church burned; loss, \$50,000.  
 Chicago, April 13—Wicker Park hall burned; nine persons injured; loss, \$80,000.  
 Chicago, May 30—Armour elevator D burned; loss, \$600,000.  
 Chicago, July 13—Heath & Milligan paint factory burned; loss, \$550,000.  
 Chicago, Nov. 19—Lehigh Valley coal docks burned; loss, \$750,000.  
 Chicago, Nov. 16—Buildings at 104-106 Lake street burned; loss, \$600,000.  
 Cudahy, Wis., Sept. 13—Packing plant damaged by fire; loss, \$400,000.  
 Johnstown, Pa., March 25—Business blocks burned; one life lost; property loss, \$500,000.  
 Kansas City, Mo., Jan. 5—National Bank of Commerce and other buildings burned; loss, \$500,000.  
 Kansas City, Kas., Oct. 25—Chamber of Commerce building burned; four lives lost; many persons injured.  
 Lowell, Mass., Jan. 27—Three women burned to death in hotel fire.  
 Lynnville, Ind., July 12—Town destroyed by fire; loss, \$200,000.  
 Milan, Italy, Aug. 3—Buildings at international exposition burned; loss, \$800,000.  
 Minneapolis, Minn., Jan. 10—Eight lives lost through fire in West hotel; twelve persons injured.  
 New York, N. Y., May 20—Plant of New York Sanitary Utilization company burned; loss, \$1,000,000.  
 New York, N. Y., June 11—Four lives lost in a tenement house fire.  
 Ogden, Utah, May 22—Several business houses burned; loss, \$350,000.  
 Rutland, Vt., Feb. 18—Six business blocks burned; loss, \$750,000.  
 San Francisco, Feb. 1—Three men killed and fifty-five injured by fire in hold of army transport Meade.  
 Stockholm, Sweden, July 12—Five residence blocks burned; loss, \$710,000.  
 Tacloban, P. I., March 4—City destroyed by fire; loss, \$600,000.

## STORMS AND FLOODS.

Briggs, Tex., April 12—Six persons killed and a number injured by tornado.  
 Chicago, Sept. 29—Considerable damage done by strong gale of wind; car ferry blown over with loss of three lives.  
 Bellevue, Tex., April 26—Town swept by a hurricane; eleven persons killed and many injured.  
 Goessel, Kas., June 7—Town nearly destroyed by a tornado; eighty persons injured.  
 Lindstrom, Minn., June 6—Several lives lost and many persons injured by tornado in vicinity.  
 Meridian, Miss., March 2—Twenty-four per-

sons killed and forty-six injured in tornado; property loss, \$1,250,000.  
 New Orleans, La., Oct. 5—Six persons killed and nine fatally injured by tornadoes in the vicinity of New Orleans.  
 Stoddard, Wis., June 6—One man killed and four hurt by tornado near Stoddard. (See also "Hurricane in Society Islands," "Hurricanes on the Gulf Coast," "Storm in Honduras and San Salvador" and "Destructive Typhoon in Hongkong.")

## RAILROAD WRECKS.

Baltimore & Ohio road, at Woodville, Ind., Nov. 12—Fifty-nine immigrants killed and fifty-two injured.  
 Boston & Maine, at Lansingburg, N. Y., Oct. 4—Five killed and twenty injured.  
 Chicago & Eastern Illinois, near Crete, Ill., Oct. 16—Two killed and three injured.  
 Chicago & Northwestern, near Janesville, Wis., Feb. 14—Three killed, nine injured.  
 Chicago & Northwestern, west of Casper, Wyo., March 26—Nine killed and thirteen injured.  
 Chicago, Milwaukee & St. Paul, in Chicago, Jan. 3—Fifteen hurt.  
 Denver & Rio Grande, near Florence, Col., March 16—Thirty-five killed, thirty hurt.  
 Great Northern, at Grantham, England, Sept. 20—Ten killed and sixteen injured.  
 Great Northern, near Camden, Wash., July 24—Seven killed and twenty hurt.  
 Illinois Central, near Chapmansboro, Tenn., Feb. 11—Ten injured.  
 London & Southwestern, at Sallsbury, England, July 1—Twenty-three killed.  
 Louisville & Nashville, in Louisville, Ky., May 23—Eight killed and twenty-two injured.  
 Minneapolis & St. Louis, at New Prague, Minn., Sept. 24—Five killed and fifteen injured.  
 New York Central, near New Hamburg, N. Y., July 30—Two killed and twelve injured.  
 Nickel Plate, near South Whaley, Ind., March 31—Twenty-five injured.  
 Pennsylvania, near Clover Creek Junction, Pa., May 4—Ten killed and twenty-two injured.  
 Pennsylvania, at Sang Hollow, Pa., Aug. 19—Seven killed.  
 Pennsylvania, near Eddington, Pa., Sept. 29—Two killed and forty injured.  
 Seaboard Air line, near Hamlet, N. C., July 22—Twenty killed and twenty-four injured.  
 Southern Pacific, at Sea Cliff, Cal., Sept. 10—Twenty-seven injured.  
 Southern, at Pomona, S. C., Feb. 11—Six killed.  
 Wabash, near Catlin, Ill., Sept. 26—Six killed, thirty-five injured.  
 Western Indiana, in Chicago, Jan. 22—Twenty injured.  
 Wisconsin Central, at Theresa, Wis. Feb. 11—Fourteen injured.  
 (See also "Disaster at Atlantic City.")

## MARINE DISASTERS.

Atlanta, steamer, burned off Sheboygan, March 18—One life lost.  
 British King, steamer, lost off Sable Island, March 11—Twenty-seven lives lost.  
 Charterhouse, British steamer, foundered off

Hainan head, China, Sept. 30—Sixty-one lives lost.  
 Count de Smet de Naeyer, Belgian training ship, foundered in Bay of Biscay April 18—Thirty-five lives lost.  
 Dix, steamer, sunk in collision off Alki point, Washington, Nov. 18—Forty-one lives lost.  
 Erlin, steamer, sunk in collision in St. Clair river, May 31—Five lives lost.  
 Haverford, steamer, damaged by explosion at Liverpool, England, June 14—Ten men killed and forty injured.  
 Lutin, French submarine, lost off Biserta, Tunis, Oct. 16—Fourteen lives lost.  
 Plymouth, steamer, burned at Newport, R. I., March 27—Loss, \$1,000,000.  
 Sheridan, army transport, struck coral rock off island of Oahu, Aug. 30—No lives lost.  
 Sirio, steamship, off coast of Spain, Aug. 5—Two hundred and twenty-five lives lost.  
 Thor, Norwegian steamer, dashed on rocks near Haugesund, Norway, Feb. 28—Thirty-three lives lost.  
 Valencia, steamship, wrecked on coast of Vancouver island, Jan. 23—One hundred and nineteen lives lost.  
 (See also "Loss of the Cruiser Aquidaban," "Explosion on the Kearsarge" and "Wreck of the Steamship Valencia.")

#### MINING DISASTERS.

Birmingham, Ala., Feb. 27—Twelve men killed by explosion in Piper mines.  
 Century, W. Va., March 22—Fifteen men killed and twenty-five injured by explosion in coal mine.  
 Charleston, W. Va., Feb. 8—Twenty-eight men in Parall coal mines killed by an explosion.  
 Coaldale, W. Va., Jan. 4—Twenty-one miners killed by an explosion.  
 Durham, England, Oct. 15—Fifty miners killed by an explosion.  
 Mud Lick, Ky., Sept. 1—Twelve miners entombed by cave-in.  
 Pocahontas, Va., Oct. 3—Seventy miners killed by explosion.  
 Raton, N. M., Oct. 5—Fifteen men killed by an explosion in Dutchman coal mine.  
 Trinidad, Col., April 22—Nineteen men killed by coal-dust explosion.

Walzenberg, Col., Feb. 19—Fourteen men killed by explosion in Maitland coal mine.

#### MISCELLANEOUS CASUALTIES.

Cedar Rapids, Iowa, July 12—Seven girls drowned in Cedar river.  
 Celina, O., Oct. 17—Five persons killed and many injured by gasoline explosion in store.  
 Chicago, Jan. 21—One man killed and several persons hurt by boiler explosion in Windermere hotel.  
 Chicago, Feb. 12—Three persons killed and eight injured by collision between train and street car at 106th street.  
 Chicago, April 14—Three children trampled to death in panic in St. Ludmilla's church; many injured.  
 Chicago, July 5—Five members of the Illinois naval reserve drowned in the lake by overturning of boat.  
 Chicago, July 6—Ten persons injured in collision between cable cars on the north side.  
 Gary, Ill., Jan. 6—Five men killed and twelve injured by dynamite explosion.  
 Haverstraw, N. Y., Jan. 8—Twenty persons killed in a landslide.  
 Jellico, Tenn., Sept. 21—Nine persons killed and fifty injured by dynamite explosion; property loss, \$1,000,000.  
 Kwarell, Russia, Sept. 10—Town buried by slide from side of a mountain; 255 persons killed.  
 Manitowoc, Wis., July 22—Five persons killed and twenty hurt by stroke of lightning.  
 Mobile, Ala., May 27—Five spectators at a ball game killed and twenty-five injured by lightning.  
 Oconto Falls, Wis., Oct. 5—One killed and twenty injured by collapse of a foot bridge across river.  
 Philadelphia, Pa., Jan. 21—Eighteen persons killed and forty hurt in negro church in panic caused by false alarm of fire.  
 Philadelphia, Pa., Oct. 5—Eight men killed and forty injured by gas explosion.  
 Providence, R. I., June 3—Eleven persons killed and seventy-five injured by overturning of electric car.  
 South Framingham, Mass., July 24—Ten persons killed by collapse of a new building.

#### DEATH ROLL OF 1906.

Dec. 1, 1905, to Dec. 1, 1906.

##### UNITED STATES.

Adams, Henry C. (1850), Wisconsin congressman, in Chicago, July 9.  
 Adams, Robert (1849), congressman from Pennsylvania, in Washington, D.C., June 1.  
 Anthony, Susan B. (1820), woman suffragist, at Rochester, N. Y., March 13.  
 Arnett, Benjamin W. (1838), bishop in A. M. E. church, at Xenia, O., Oct. 7.  
 Arthur, Joseph (1850), playwright, in New York, N. Y., Feb. 20.  
 Ashbridge, Samuel H. (1849), former mayor, in Philadelphia, March 24.  
 Atkinson, Edward (1827), economist, in Boston, Mass., Dec. 11, 1905.  
 Bailey, James A. (1847), showman, in Mount Vernon, N. Y., April 11.  
 Baird, Henry M. (1832), scholar, in Yonkers, N. Y., Nov. 12.  
 Bartlett, John (1820), author of "Familiar Quotations," in Cambridge, Mass., Dec. 3, 1905.

Bels, Alfred H. (1873), publisher, at Dallas, Tex., Feb. 27.  
 Bliss, Aaron T. (1837), former governor of Michigan, in Milwaukee, Wis., Sept. 16.  
 Booth, Lucius A. (1821), California pioneer, at Oakland, Cal., July 19.  
 Boyd, James E. (1834), former governor, in Omaha, Neb., April 30.  
 Breslin, James H. (1834), hotel man, in New York, N. Y., March 31.  
 Brown, Horace F. (1840), mining engineer, in Chicago, April 16.  
 Cayvan, Georgia, actress, at Flushing, L. I., Nov. 19.  
 Clampitt, John W., lawyer, at Indianapolis, Ind., July 17.  
 Clarke, George (1836), actor, at Norwalk, Conn., Oct. 4.  
 Cleveland, W. N. (1833), clergyman, at Columbus, O., Jan. 15.  
 Dalrymple, Louis (1863), cartoonist, at Amityville, L. I., Dec. 27, 1905.



- Danforth, Elliott (1850), former state treasurer, in New York, N. Y., Jan. 7.
- Davis, Mrs. Jefferson (1820), widow of confederate president, in New York, N. Y., Oct. 16.
- Doremus, R. Ogden (1824), chemist, in New York, N. Y., March 22.
- Dresser, Paul (1859), song writer, in New York, N. Y., Jan. 30.
- Dunbar, Paul Laurence (1872), negro poet, at Dayton, O., Feb. 9.
- Dunn, Jere (1839), at Elizabeth, N. J., June 27.
- Emery, Thomas J., Cincinnati, (O.) millionaire, in Egypt, Jan. 16.
- Fabyan, Brother (1854), at Notre Dame, Ind., Feb. 1.
- Florence, Mrs. W. J. (1830), actress, in New York, N. Y., Feb. 18.
- Forsyth, James W. (1834), soldier, at Columbus, O., Oct. 24.
- Fowler, Anderson (1843), packer, at Genoa, Italy, Feb. 9.
- Free, J. N. (1828), known as the "Immortal J. N.," at Toledo, O., June 27.
- Gildden, Joseph F. (1813), inventor, at DeKalb, Ill., Oct. 9.
- Goodwin, William R. (1832), clergyman, at Los Angeles, Cal., March 23.
- Gorman, Arthur Pue (1839), United States senator from Maryland, in Washington, D. C., June 4.
- Haff, Hank (1838), yachtsman, at Islip, L. I., June 30.
- Haupt, Herman (1817), soldier and engineer, in Washington, D. C., Dec. 14, 1905.
- Henderson, David B. (1840), former speaker of the national house of representatives, at Dubuque, Iowa, Feb. 25.
- Henry, J. A. (1834), clergyman, at Asbury Park, N. J., Aug. 8.
- Hitt, Robert R. (1834), Illinois congressman, at Narragansett Pier, R. I., Sept. 20.
- Hoar, Rockwood (1855), member of congress, at Worcester, Mass., Nov. 1.
- Holmes, Mary E., educator and philanthropist, at Rockford, Ill., Feb. 13.
- Hunt, Mrs. Mary H., temperance advocate, in Boston, Mass., April 24.
- Hurd, Albert (1823), educator, at Galesburg, Ill., Sept. 2.
- Jewett, Daniel T. (1807), former United States senator, in St. Louis, Mo., Sept. 7.
- Johnson, Eastman (1824), portrait painter, in New York, N. Y., April 5.
- Jones, Samuel P. (1847), preacher and lecturer, on a train near Little Rock, Ark., Oct. 15.
- Kaufman, Samuel H. (1829), newspaper publisher, in Washington, D. C., March 15.
- Ketcham, John H. (1833), congressman, in New York, N. Y., Nov. 4.
- Langley, Samuel P. (1834), secretary Smithsonian Institution, Washington, D. C., at Aiken, S. C., Feb. 27.
- Lockwood, Daniel N. (1844), lawyer, in Buffalo, N. Y., June 1.
- Lowe, Robert G. (1835), publisher, at Galveston, Tex., Jan. 15.
- Marshall, William E. (1835), artist, in New York, N. Y., Aug. 28.
- Mercer, Louis P. (1845), clergyman, in Cincinnati, O., July 6.
- Mitchener, John H. (1821), banker, in Philadelphia, Pa., Sept. 16.
- Monfort, Joseph G. (1811), preacher, educator and editor, at Cincinnati, O., Feb. 1.
- Moore, Henry M. (1831), Y. M. C. A. worker, at Northfield, Mass., Feb. 20.
- Morris, Benjamin W. (1819), episcopal bishop, at Portland, Ore., April 8.
- Morrison, Lewis (1845), actor, in New York, N. Y., Aug. 18.
- Morse, John T. (1813), oldest Harvard graduate, in Boston, Sept. 20.
- Most, Johann (1840), anarchist, in Cincinnati, O., March 17.
- McCall, John A. (1849), president of New York Life Insurance company, at Lakewood, N. J., Feb. 18.
- McMichael, Clayton (1844), former postmaster, in Philadelphia, Pa., April 17.
- Neville, James S. (1851), mayor of Bloomington, Ill., at West Baden, Ind., Aug. 17.
- New, John C. (1831), newspaper publisher, at Indianapolis, Ind., June 4.
- Nicholson, Isaac L. (1843), bishop, in Milwaukee, Wis., Oct. 29.
- O'Day, Daniel (1844), capitalist, at Rouen, France, Sept. 13.
- Oelrichs, Herman (1850), New York capitalist, at sea, Sept. 1.
- Olver, James B. (1844), manufacturer, at Pittsburg, Pa., Nov. 28.
- Palne, John K. (1839), composer, at Cambridge, Mass., April 25.
- Painter, William (1838), inventor, in Baltimore, Md., July 15.
- Pattengill, Andrew H. (1842), educator, at Ann Arbor, Mich., March 16.
- Patterson, George R. (1863), congressman from Pennsylvania, in Washington, D. C., March 21.
- Patterson, Robert E. (1830), soldier, at Winnetka, Ill., July 14.
- Pattison, John M. (1847), governor, at Milford, O., June 18.
- Pillsbury, Harry N. (1872), chess player, in Frankford, Pa., June 17.
- Roosevelt, Robert T. (1830), lawyer, at Sayville, L. I., June 14.
- Powell, Frank D., Indian scout, on train in Texas, May 8.
- Power, Frederick L. (1865), actor, at Dowagiac, Mich., June 18.
- Prior, Leland W. (1860), stock broker, in Cleveland, O., Jan. 9.
- Ricks, James B. (1852), jurist, at Taylorville, Ill., July 23.
- Rose, Gustavus A. (1861), banker, at LaPorte, Ind., Jan. 26.
- Rosewater, Edward (1841), editor and publisher, at Omaha, Neb., Aug. 31.
- Rouse, Henry C. (1850), railroad president, in Cleveland, O., April 30.
- Rucker, Louis H. (1842), soldier, at Los Angeles, Cal., July 9.
- Sage, Russell (1816), capitalist, at Lawrence, L. I., July 22.
- Schofield, Gen. John M. (1831), soldier, at St. Augustine, Fla., March 4.
- Schurz, Carl (1829), statesman, in New York, N. Y., May 14.
- Scrapps, James E. (1835), publisher, at Detroit, Mich., May 29.
- Shaler, Nathaniel S. (1841), geologist, April 10.
- Shafter, Gen. William R. (1835), soldier, near Bakersfield, Cal., Nov. 12.
- Shufeldt, Henry H. (1834), distiller, at Oconomowoc, Wis., Nov. 13.
- Simmons, George H., clergyman, banker and politician, at Peoria, Ill., Feb. 6.
- Smith, A. J. (1840), railroad official, at Harlettstown, N. Y., July 26.
- Spencer, Corwin H. (1851), capitalist, in St. Louis, Mo., May 3.

Spencer, Samuel (1847), railroad president, at Sawyers, Va., Nov. 29.  
 Stanton, John R. (1830), mining engineer, in New York, N. Y., Feb. 23.  
 Stetson, John B. (1830), hat manufacturer, at Gillen, Fla., Feb. 18.  
 Thayer, John M. (1820), civil war veteran and former governor and United States senator, in Lincoln, Neb., March 19.  
 Thomas, Barak G. (1826), horseman, at Lexington, Ky., May 15.  
 Thomas, Charles W. (1840), lawyer, at Belleville, Ill., March 13.  
 Train, Charles J., rear-admiral U. S. N., at Chefoo, China, Aug. 4.  
 Turner, Willis H. (1855), newspaper publisher, at Grand Rapids, Mich., March 19.  
 Waggaman, Thomas (1837), former Washington capitalist, near Annapolis, Md., June 27.  
 Walters, William J. H. (1834), merchant, in Baltimore, Md., Feb. 15.  
 Webb, W. E. (1844), correspondent and soldier, at San Diego, Cal., Jan. 25.  
 Wesson, Daniel B. (1825), revolver manufacturer, in Springfield, Mass., Aug. 4.  
 Wheeler, Joseph (1836), brigadier-general U. S. A., in Brooklyn, N. Y., Jan. 25.  
 Wheelock, Joseph A. (1831), editor, in St. Paul, Minn., May 9.  
 Whitney, Mrs. A. D. T. (1842), author, at Milton, Mass., March 20.  
 Yeomans, James D. (1845), former interstate-commerce commissioner, in Washington, D. C., Oct. 31.  
 Yerkes, Charles T. (1837), street-railway magnate, in New York, N. Y., Dec. 29, 1905.

## FOREIGN.

Albrecht, Prince, of Prussia (1837), in Berlin, Sept. 13.  
 Almodovar, Duke of (1854), minister of foreign affairs, in Madrid, June 23.  
 Campbell-Bannerman, Lady, at Marienbad, Austria, Aug. 30.  
 Baring-Gould, Sabine (1834), clergyman and author, at Port Elizabeth, June 4.  
 Belt, Alfred (1853), capitalist, in London, July 16.  
 Blarco, Ramon de (1832), Spanish general, in Madrid, April 4.  
 Bond, William B. (1815), primate of Canada, in Montreal, Oct. 9.  
 Breton, Jules Adolphe (1827), painter, in Paris, July 5.  
 Chichester, Sir Edward (1849), British rear-admiral, at Gibraltar, Sept. 17.  
 Christian IX. (1818), king of Denmark, in Copenhagen, Jan. 29.  
 Chun Afong (1825), Hawaiian millionaire, in China, Sept. 25.  
 Craigie, Pearl M. T. (1867), novelist known as "John Oliver Hobbes," in London, Aug. 13.  
 Curie, Pierre (1859), discoverer with his wife of radium, in Paris, April 19.  
 Curzon, Lady (Mary V. Leiter), in London, July 18.  
 Davitt, Michael (1846), Irish leader, in Dublin, May 31.  
 Gatacre, Gen. W. F. (1843), soldier, in London, March 4.  
 Gott, John (1830), bishop of Truro, at Trenython, Cornwall, July 28.  
 Grenfell, Rev. George (1849), missionary, at Basoko, Kongo Free State, July 1.  
 Hartman, Kari E. von (1850), philosopher, in Berlin, June 6.

Herring, George, philanthropist, in London, Nov. 2.  
 Ibsen, Henrik (1828), poet and dramatist, in Christiania, Norway, May 23.  
 Kjeiland, Alexander (1849), author, at Molde, Norway, April 6.  
 Kodama, Baron (1852), distinguished soldier, in Tokyo, July 22.  
 Lawson, Wilfrid (1829), temperance advocate and member of parliament, in London, July 1.  
 Leven, Earl of (1835), keeper of privy seal of Scotland, in London, Aug. 22.  
 Masham, Lord (1815), inventor, at Swinton Abbey, England, Feb. 2.  
 Merivale, Herman C. (1839), author, in London, Jan. 15.  
 Muir, Alexander, author of Canada's national hymn, at Toronto, June 27.  
 Peel, Sir Frederick (1823), in London, June 6.  
 Perraud, Adolphe (1828), cardinal, member of French academy, at Autun, France, Feb. 10.  
 Quintana, Manuel (1835), president of Argentina, March 11.  
 Ras Makonnen, Abyssinian general, at Jibuti, March 23.  
 Richter, Eugene (1838), statesman, in Berlin, March 10.  
 Richthofen, Baron (1847), statesman, in Berlin, Germany, Jan. 17.  
 Ristori, Adelaide (1822), actress, in Rome, Italy, Oct. 9.  
 Ritchie, Charles T. (1838), British statesman, at Biarritz, France, Jan. 9.  
 Sanguilly, Julio, Cuban general, at Havana, March 23.  
 Schereschewsky, S. I. J. (1831), bishop, at Tokyo, Oct. 5.  
 Scully, William (1821), land owner, in London, Oct. 17.  
 Seddon, Richard John (1845), premier of New Zealand, in Sydney, N. S. W., June 10.  
 Spencer, Stanley, aeronaut, at Malta, Jan. 27.  
 Steen, Johannes (1827), former premier, in Vossevangen, Norway, April 1.  
 Thornton, Edward (1817), former British minister at Washington, in London, Jan. 26.  
 Tissandier, Albert (1839), aeronaut, in Paris, Sept. 5.  
 Toole, John L. (1830), comedian, in London, July 30.  
 Treppoff, Dmitri F., prefect of police and general, at Peterhof, Russia, Sept. 15.  
 Weir, Harrison M. (1824), artist, in London, Jan. 4.

## CHICAGO.

Altpeter, John J. (1831), former alderman and sanitary trustee, April 29.  
 Antisdal, Albert (1842), manager of American Express company, Oct. 31.  
 Ascher, Adolph (1835), attorney, Sept. 7.  
 Bacon, Moses S. (1825), grain merchant, Aug. 10.  
 Baldwin, John A. (1837), real estate, Feb. 28.  
 Barnes, Charles W. (1839), hatter, April 9.  
 Barrett, Thomas E. (1863), sheriff of Cook county, March 29.  
 Belford, Alexander (1851), publisher, at Los Angeles, Cal., Sept. 7.  
 Bemis, Henry V. (1843), brewer and hotel proprietor, March 6.  
 Bentley, Harry C. (1876), writer, Aug. 22.  
 Bentner, Max (1866), superintendent, Oct. 9.  
 Bluthardt, Theodore J., United States consul at Barmen, Germany, Jan. 14.  
 Boltwood, Henry L. (1831), educator, in Evanston, Jan. 23.

- Borden, William (1853), capitalist, April 10.  
 Bourne, James H. (1827), clergyman, May 2.  
 Brayton, Charles W. (1825), Jan. 25.  
 Brega, Charles W. (1839), retired business man, April 19.  
 Brine, George J. (1839), business man, Jan. 4.  
 Brown, George W. (1859), jurist, June 10.  
 Bryan, Thomas B. (1828), Chicago pioneer and lawyer, in Washington, D. C., Jan. 25.  
 Buefl, Ira W. (1830), attorney, Jan. 14.  
 Bundy, Henry (1826), evangelist, Sept. 15.  
 Burley, Frank E. (1850), merchant, Feb. 11.  
 Busbey, William H. (1839), editorial writer, July 14.  
 Campana, Napoleon (1833), "Old Sport," April 3.  
 Canterbury, Richard A. (1843), business man, Sept. 19.  
 Carlisle, Frederick (1819), philanthropist, in Evanston, Nov. 12.  
 Casey, Charles E. (1855), May 24.  
 Class, J. W. (1874), physician, at St. Joseph, Mich., Aug. 9.  
 Cochran, Charles C. (1837), educator, at Wilmette, Ill., July 23.  
 Compton, Alfred M. (1847), business man, Feb. 16.  
 Compton, Dow (1858), life saver, April 10.  
 Crawford, Samuel B., physician, Aug. 8.  
 Crowley, J. J. (1844), special agent, Jan. 16.  
 Currier, Charles L. (1829), insurance, in Los Angeles, Cal., Jan. 26.  
 Curtin, Margaret (1851), charity worker, Feb. 18.  
 Cushing, George W. (1828), railroad man, Jan. 22.  
 Deming, H. H. (1845), physician, Sept. 22.  
 Diesel, Frank (1838), manufacturer, June 26.  
 Doud, Levi B. (1840), packer, Dec. 9.  
 Duncan, James W. (1849), lawyer, July 21.  
 Dwyer, Edward J. (1861), former state senator, March 20.  
 Eager, Alonzo M. (1853), capitalist, Jan. 4.  
 Eames, Mrs. Emily S. (1819), Feb. 1.  
 Ebert, Albert E. (1839), druggist, Nov. 20.  
 Elliott, Horace M., detective, Sept. 2.  
 Ennis, Lawrence M. (1859), lawyer, Dec. 30, 1905.  
 Ensign, Frederick G. (1837), Sunday-school worker, Sept. 26.  
 Falker, Henry (1846), merchant, Oct. 6.  
 Falls, Samuel K. (1831), physician, March 22.  
 Farnum, Albert H. (1849), grain merchant, Jan. 1.  
 Field, Marshall (1835), merchant, in New York, N. Y., Jan. 16.  
 Fiero, Albert W. (1849), engineer, at Battle Creek, Mich., July 28.  
 Fish, David (1833), furniture dealer, May 3.  
 Flint, Nott W. (1870), educator, Feb. 22.  
 Forsyth, Wellington B. (1858), grain commission merchant, Dec. 26, 1905.  
 Fowler, Anderson (1853), packer, in Egypt, Feb. 10.  
 Frantzen, Michael (1832), former alderman, Sept. 22.  
 Gallagher, "Black Jack," Dec. 25, 1905.  
 Gallagher, Michael (1834), detective, March 25.  
 Gary, Joseph E. (1821), jurist, Oct. 31.  
 George, Isaac D. (1838), printer, Aug. 2.  
 Gerardin, Victor (1832), hat manufacturer, Nov. 29, 1905.  
 Gillett, Truman S. (1824), paper merchant, March 6.  
 Gilmore, Arnold P. (1852), physician, Oct. 10.  
 Gottlieb, Daniel (1811), rabbi, Oct. 27.  
 Graff, James E. (1860), Cook county surveyor, at St. Joseph, Mo., Jan. 20.  
 Hamburger, Solomon (1857), manufacturer, Nov. 8.  
 Harper, William R. (1856), president of the University of Chicago, Jan. 10.  
 Hatch, Azel F. (1848), attorney, Nov. 28.  
 Hellmann, George A. (1831), grain dealer, March 25.  
 Henderson, Wilbur S. (1839), shoe manufacturer, Nov. 20.  
 Henriel, Philip (1846), restaurant proprietor, Jan. 25.  
 Henriel, Wm. (1848), restaurateur, June 15.  
 Herrick, William (1866), business man, May 25.  
 Heywood, Francis S. (1826), educator, July 10.  
 Honore, Mrs. Eliza C. (1826), May 6.  
 Hubbard, Mrs. Augusta P. (1836), Aug. 10.  
 Huck, Louis C. (1842), capitalist, Dec. 25, 1905.  
 Hunt, Daniel T. (1844), former street railway president, Sept. 17.  
 Hunt, Mellican (1821), Illinois pioneer, at Franklin Park, Aug. 10.  
 Hurd, Harvey B. (1828), lawyer, in Evanston, Jan. 20.  
 Huscher, Christian (1830), retired merchant, at Morton Grove, March 11.  
 Hyde, Charles E. (1841), tailor, Dec. 1.  
 Hyland, David M. (1848), chief operator in fire department, June 30.  
 Jackson, Harris (1855), theater treasurer, March 3.  
 Jamleson, John (1832), publisher, Sept. 3.  
 Jocelyn, Franklin C. (1844), lumber merchant, Feb. 28.  
 Jung, William H. (1841), caterer, July 19.  
 Keep, William B. (1850), lawyer, June 17.  
 Kimball, George, F. (1839), retired business man, in New York, N. Y., Oct. 16.  
 Kimbell, Martin N. (1855), brick manufacturer, March 25.  
 Knisely, John A. (1863), manufacturer, April 16.  
 Lane, Albert G. (1841), educator, Aug. 22.  
 Langley, Joseph L. (1824), tea inspector, in New York, N. Y., Sept. 19.  
 Larrabee, Albert (1831), missionary worker, March 29.  
 Lathrop, Edward B., business man, Dec. 20, 1905.  
 Laughlin, Edward (1855), building inspector, April 8.  
 Levy, Wolf (1833), merchant, Nov. 28, 1905.  
 Loeb, Adolph (1839), insurance, Oct. 8.  
 Longenecker, Joel M. (1847), attorney, Sept. 19.  
 Lord, Mrs. Louisa M. (1845), Sept. 14.  
 Low, Francis (1813), retired business man, at Oak Park, Ill., Jan. 22.  
 Lowenthal, Berthold (1830), banker, March 1.  
 Lukens, William J. (1854), real-estate dealer, Oct. 14.  
 Magnus, Arthur J. (1861), dealer in brewers' supplies, Jan. 23.  
 Marshall, William I. (1850), lecturer and educator, Nov. 1.  
 Martin, Alexander (1855), merchant, Oct. 3.  
 Merrick, Levi C. (1836), tobacco manufacturer, March 4.  
 Mitchell, Lewis B. (1841), broker, Dec. 16, 1905.  
 Mollitor, Joseph (1842), clergyman, Aug. 24.  
 Montgomery, Eli (1818), retired merchant, at Palm Beach, Fla., Jan. 20.  
 Mooney, Rev. Nathan J. (1857), priest, Oct. 10.

- Mulvey, Charles (1825), manufacturer, Dec. 3, 1905.
- Murphy, William J. (1878), former alderman, March 14.
- McArthur, John (1826), ex-postmaster of Chicago and officer in civil war, May 15.
- McLean, Archibald (1820), veteran soldier, Aug. 2.
- Neu, Bernhard (1855), banker, in Hamburg, Germany, Oct. 2.
- Newman, Benjamin L. (1860), business man, Aug. 1.
- Nickerson, Roland C. (1860), banker, at East Brewster, Mass., June 9.
- Novak, Anton (1858), sanitary-canal trustee, Oct. 13.
- Parker, Renslow S. (1823), commission merchant, Sept. 19.
- Parsons, J. A. (1834), mining expert, Oct. 27.
- Pearsons, Mrs. D. K. (1819), at Hinsdale, Ill., March 30.
- Pirosh, Berthold (1850), physician, Jan. 25.
- Pope, George G. (1825), business man, Sept. 13.
- Quan, William J., wholesale grocer, in Evanston, Ill., Sept. 17.
- Rawson, Stephen W. (1837), banker, at Redlands, Cal., March 16.
- Robson, William O. (1843), supreme secretary of Royal Arcanum, at Wellesley, Mass., Oct. 28.
- Rosenthal, Morris (1825), retired business man, Sept. 17.
- Rozwadowski, Count Anthony L. (1850), Italian consul, April 10.
- Rush, Edwin F. (1852), physician, May 21.
- Salter, George B. (1835), dentist, June 30.
- Samson, Clark B. (1855), lawyer, Aug. 26.
- Schober, Charles (1831), lithographer, Sept. 28.
- Scoville, George (1824), lawyer, Oct. 7.
- Sears, Thad. P. (1825), California pioneer, April 28.
- Shay, Thomas J. (1839), merchant, Nov. 4.
- Shipman, Daniel B. (1820), manufacturer, Nov. 22.
- Shippey, Chas. W., real-estate agent, Aug. 10.
- Shurtleff, Benjamin (1811), capitalist, Sept. 2.
- Skelton, Leonard L. (1857), physician, March 14.
- Smith, Edwin Burritt (1854), attorney, May 9.
- Southard, Samuel L. (1840), civil engineer, July 29.
- Sprague, William (1836), business man, Oct. 10.
- Spray, John C. (1846), physician, Feb. 20.
- Spurling, Gen. Andrew B. (1833), soldier in civil war, Aug. 22.
- Story, Allan C. (1836), lawyer, March 1.
- Street, Harry (1840), printer, Oct. 28.
- Swalm, Frederick F. (1841), business man, May 20.
- Swift, Edward C. (1846), packer, in Boston, Mass., April 5.
- Thayer, George H. (1842), railroad man, Jan. 8.
- Thomas, Ambrose L. (1851), advertising agent, Nov. 10.
- Tilton, Mrs. Lucretia J. (1825), Nov. 4.
- Tremaine, J. Eugene (1868), physician, June 7.
- Tuley, Murray F. (1827), jurist, at Kenosha, Wis., Dec. 25, 1905.
- Tweddle, Herbert J. (1864), noted golf player, at Wheaton, Ill., July 8.
- Van de Laar, Father, (1853), priest, Feb. 22.
- Van Housen, John H. (1826), wine merchant, March 8.
- Wanzer, Sidney (1835), business man, Jan. 5.
- Ward, Charles A. (1849), banker, in Evanston, Ill., April 15.
- Ward, Henry A. (1834), naturalist, in Buffalo, N. Y., July 4.
- Wathier, Chas. A. (1852), politician, Sept. 9.
- Weaver, Henry E. (1854), coal dealer, Dec. 17, 1905.
- Webster, Arthur F. (1859), educator, Sept. 8.
- Welss, George A. (1852), business man, Dec. 10, 1905.
- Welling, John C. (1840), railroad official, Nov. 9.
- White, Frank (1873), attorney, March 2.
- Wilder, Fred W. (1858), packer, April 26.
- Wilson, E. Crane (1850), merchant, at Colorado Springs, Col., Jan. 7.
- Wilson, F. Cortez (1836), business man, Nov. 28.
- Woodward, Theron R. (1848), publisher, Feb. 1.
- Woolf, Isaac (1850), merchant, Oct. 21.
- Wooster, Clarence K. (1858), business man, - Sept. 9.
- Young, Otto (1844), Chicago capitalist, at Lake Geneva, Wis., Nov. 30.

### FOREST FIRES IN MICHIGAN AND WISCONSIN.

Forest fires swept over large areas in northern Michigan and Wisconsin during the week ended May 19, 1906. Lack of rain and a strong gale caused the flames to spread with great rapidity and many of the villages in the district were either wholly or partly destroyed. Four lives were lost. The counties in which the greatest destruction was wrought were Menominee, Dickinson, Delta and Alger in Michigan, and Marquette in Wisconsin. The towns burned or

partly burned were: Ralph, Alfred, Salvole, Quinnisee, Cornell, Northland, Antoine, Foster, Spring Valley, Woodlawn, Homansville, Perronville, Loomis, Saunderson, Birch, Pentoga, Dagget, Powers and Niagara, all in Michigan. Altogether an area of nearly 400 square miles was burned over and the total damage was estimated at about \$1,000,000. A large part of the loss fell on lumber companies and the railroads traversing the region.

### TOTAL WEALTH OF THE UNITED STATES.

The United States census bureau in November, 1906, issued a bulletin estimating the total wealth of the country in 1904 to have been \$106,881,415,009. This shows an increase in wealth over the estimates for 1900 of nearly 21 per cent, and of 64 per cent over the estimate for 1890, when the total wealth was \$65,037,091,197. In 1904 the value of the real property taxed was \$55,607,719,435;

real property not taxed, \$6,569,527,174; live stock, \$4,073,791,736; railroads and their equipment, \$11,244,752,000; materials and products of manufactures, \$7,409,286,000; furniture, carriages, etc., \$5,700,000,000; manufacturing machinery, etc., \$3,297,754,180; gold and silver coin and bullion, \$2,002,430,272; clothing, \$2,500,000,000.

## UNIVERSITIES AND COLLEGES.

Corrected to Oct. 1, 1906.

<i>School.</i>	<i>Location.</i>	<i>President.</i>	<i>Instructors.</i>	<i>Students</i>
Amherst, Amherst, Mass.....		George Harris, D. D., LL. D.....	40	460
Armour Institute, Chicago.....		F. W. Gunsaulus, D. D.....	66	1,745
Augustana, Rock Island, Ill.....		G. Andreen.....	35	540
Baker university, Baldwin, Kas.....		L. H. Murlin, A. M., D. D.....	40	983
Bates, Lewiston, Me.....		G. C. Chase, D. D., LL. D.....	16	396
Baylor university, Waco, Tex.....		Samuel P. Brooks, A. M., LL. D.....	90	1,184
Beloit, Beloit, Wis.....		G. L. Collier (acting).....	33	600
Berea, Berea, Ky.....		William G. Frost, D. D.....	55	1,018
Bethany, Lindsborg, Kas.....		Ernst F. Pihblad.....	50	956
Boston university, Boston, Mass.....		W. E. Huntington.....	155	1,401
Bowdoin, Brunswick, Me.....		Wm. DeWitt Hyde, D. D., LL. D.....	21	281
Brigham Young, Logan, Utah.....		James H. Linford, B. S., D. B.....	46	828
Brown university, Providence, R. I.....		W. H. P. Faunce, D. D.....	75	935
Bucknell university, Lewisburg, Pa.....		John H. Harris, LL. D.....	53	708
Catholic Univ. of Am., Washington, D. C.....		Dennis J. O'Connell, S. T. D.....	30	203
Central university, Danville, Ky.....		Rev. F. W. Hitt, Ph. D., D. D.....	72	1,312
Claflin university, Orangeburg, S. C.....		L. M. Dunton, D. D.....	38	700
Colby, Waterville, Me.....		Charles L. White, A. M.....	18	240
College City of New York, New York, N. Y.....		John H. Finley, LL. D.....	160	3,500
Colorado college, Colorado Springs, Col.....		W. F. Slocum, LL. D.....	43	567
Columbia, New York, N. Y.....		N. M. Butler, Ph. D., LL. D.....	561	4,868
Cornell college, Mount Vernon, Iowa.....		William F. King, LL. D.....	41	775
Cornell university, Ithaca, N. Y.....		J. G. Schurman, A. M., D. S., LL. D.....	473	4,122
Dartmouth, Hanover, N. H.....		William J. Tucker, LL. D.....	78	1,000
Denison university, Granville, O.....		Emory W. Hunt, D. D., LL. D.....	35	548
De Pauw university, Greencastle, Ind.....		Edwin H. Hughes, S. T. D.....	36	790
Drake university, Des Moines, Iowa.....		Hill M. Bell.....	109	1,634
Fisk university, Nashville, Tenn.....		James D. Merrill, D. D.....	32	525
Fort Worth university, Fort Worth, Tex.....		Dr. William Fielder.....	40	706
Geo. Washington, The, Washington, D. C.....		Charles W. Needham, LL. D.....	250	1,500
Georgetown university, Georgetown, D. C.....		Rev. David H. Buell, S. J.....	151	930
Glarad college, Philadelphia.....		A. H. Fetterolf, LL. D.....	67	1,510
Grove City college, Grove City, Pa.....		I. C. Kettler, D. D.....	26	582
Hampton institute, Hampton, Va.....		H. B. Frissell, D. D., LL. D.....	126	1,383
Harvard university, Cambridge, Mass.....		Charles W. Elliot, LL. D.....	554	5,283
Howard university, Washington, D. C.....		Dr. W. P. Thirkield.....	90	950
Illinois Wesleyan, Bloomington, Ill.....		Frank G. Barnes.....	33	1,083
Indiana university, Bloomington, Ind.....		William L. Bryan.....	70	1,900
Iowa State college, Ames, Iowa.....		A. B. Storms, LL. D.....	125	1,400
Johns Hopkins, The, Baltimore, Md.....		Ira Remsen, M. D., Ph. D., LL. D.....	173	720
Kentucky university, Lexington, Ky.....		B. A. Jenkins, A. M., D. D.....	63	1,176
Knox college, Galesburg, Ill.....		Thos. McClelland, A. M., D. D.....	30	560
Lafayette college, Easton, Pa.....		Rev. E. D. Warfield, D. D., LL. D.....	33	360
Lake Forest university, Lake Forest, Ill.....		Vacancy.....	49	379
Lehigh university, South Bethlehem, Pa.....		Henry S. Drinker, LL. D.....	57	686
Leland Stanford, Jr., Palo Alto, Cal.....		David S. Jordan, LL. D.....	130	1,785
Lewis institute, Chicago.....		George N. Carman, director.....	90	2,500
Lawrence university, Appleton, Wis.....		Samuel Plantz, Ph. D., LL. D.....	32	527
Manhattan college, New York, N. Y.....		Rev. Brother Edward, F. S. C.....	15	206
Massachusetts Agricultural, Amherst, Mass.....		K. Butterfield.....	33	255
Massachusetts Inst. Tech., Boston, Mass.....		Henry S. Pritchett, LL. D.....	248	1,466
Michigan Agricultural, Lansing, Mich.....		J. L. Snyder, Ph. D.....	80	950
Monmouth college, Monmouth, Ill.....		Thomas H. McMichael, LL. D.....	23	471
Mount Holyoke college, South Hadley, Mass.....		Mary E. Woolley, Lit. D., L. H. D.....	81	714
Nevada State university, Reno, Nev.....		Joseph E. Stubbs, D. D.....	30	248
New York university, New York, N. Y.....		H. M. MacCracken, D. D., LL. D.....	241	3,063
Northwestern university, Evanston, Ill.....		Abram W. Harris, LL. D.....	291	3,863
Oberlin college, Oberlin, O.....		Henry C. King, D. D.....	110	1,771
Ohio State university, Columbus, O.....		Wm. O. Thompson, D. D., LL. D.....	172	2,157
Ohio Wesleyan, Delaware, O.....		Herbert Welch, A. M., D. D.....	130	1,086
Ottawa university, Ottawa, Kas.....		S. E. Price.....	20	650
Polytechnic institute, Brooklyn, N. Y.....		F. W. Arkinson, Ph. D.....	18	115
Prairie institute, Brooklyn, N. Y.....		Charles M. Pratt.....	131	3,489
Princeton university, Princeton, N. J.....		W. Wilson, Ph. D., Lit. D., LL. D.....	153	1,384
Purdue university, Lafayette, Ind.....		W. E. Stone, Ph. D.....	120	1,800
Ripon college, Ripon, Wis.....		Richard C. Hughes, A. M., D. D.....	16	175
State University of Iowa, Iowa City, Iowa.....		Geo. E. MacLean, LL. D., Ph. D.....	225	2,100
St. Francis Xavier, New York, N. Y.....		Rev. David W. Hearn, S. J.....	31	596
St. Ignatius, Chicago.....		Henry J. Dumbach, S. J.....	40	650
Simpson college, Indianola, Iowa.....		Charles E. Shelton, A. M.....	41	914
Smith college, Northampton, Mass.....		L. Clarke Seelye, D. D., LL. D.....	100	1,350
State Univ. of Kentucky, Louisville, Ky.....		L. C. Pierce, D. D.....	11	150
Stevens Inst. of Technology, Hoboken, N. J.....		A. C. Humphreys, M. E., S. D., LL. D.....	28	422
Syracuse university, Syracuse, N. Y.....		James R. Day, S. T. D., LL. D.....	205	1,776

<i>School.</i>	<i>Location.</i>	<i>President.</i>	<i>Instructors.</i>	<i>Students</i>
Talladega college, Talladega, Ala.....		Benjamin M. Nyce.....	32	593
Tufts college, Tufts College, Mass.....		F. W. Hamilton, D. D.....	205	1,067
Tulane university, New Orleans, La.....		Edwin B. Craighead, LL. D.....	103	1,302
Union college, College View, Neb.....		C. C. Lewis.....	16	375
Union university, Schenectady, N. Y.....		A. V. V. Raymond, D. D., LL. D.....	101	636
U. S. Military academy, West Point, N. Y..		Col. Hugh L. Scott (supt.).....	82	476
U. S. Naval academy, Annapolis, Md.....		Rear-Ad. Jas. H. Sands, U. S. N.....	105	800
University of Alabama, University, Ala....		John W. Abercrombie.....	44	807
University of Arizona, Tucson, Ariz.....		Kendrick C. Babcock.....	29	226
University of California, Berkeley, Cal....		Benjamin Ide Wheeler, LL. D.....	500	2,973
University of Chicago, Chicago.....		H. P. Judson, LL. D. (acting).....	230	5,079
University of Cincinnati, Cincinnati, O....		Charles W. Dabney, LL. D.....	120	964
University of Colorado, Boulder, Col.....		James H. Baker, M. A., LL. D.....	115	750
University of Denver, Denver, Col.....		H. A. Buchtel, D. D.....	170	1,200
University of Georgia, Athens, Ga.....		David C. Barrow, LL. D.....	34	325
University of Idaho, Moscow, Idaho.....		James A. McLean, Ph. D.....	27	409
University of Illinois, Urbana, Ill.....		Edmund J. James, LL. D.....	408	4,074
University of Kansas, Lawrence, Kas.....		Frank Strong, Ph. D., chancellor.....	96	1,750
University of Maine, Orono, Me.....		G. E. Fellows, Ph. D., LL. D., LL. D.....	71	611
University of Michigan, Ann Arbor, Mich...		James B. Angell, LL. D.....	283	4,571
University of Minnesota, Minneapolis, Minn		Cyrus Northrop, LL. D.....	290	3,975
University of Missouri, Columbia, Mo.....		R. H. Jesse, LL. D.....	145	2,072
University of Mississippi, University, Miss.		R. B. Fulton, LL. D.....	30	361
University of Montana, Missoula, Mont....		Oscar J. Craig, A. M., Ph. D.....	22	360
University of Nebraska, Lincoln, Neb.....		E. Benjamin Andrews, LL. D.....	175	2,914
Univ. of North Carolina, Chapel Hill, N. C.		F. P. Venable, Ph. D.....	74	682
Univ. of North Dakota, Grand Forks, N. D.		W. Merrifield, M. A.....	42	740
Univ. of Notre Dame, Notre Dame, Ind.....		Rev. John Cavanaugh, C. S. C.....	76	787
University of Oklahoma, Norman, O. T....		David R. Boyd, Ph. D.....	40	690
University of Oregon, Eugene, Ore.....		Prince L. Campbell, A. B.....	79	535
University of Pennsylvania, Philadelphia...		Charles C. Harrison, LL. D.....	347	3,558
University of Rochester, Rochester, N. Y...		Rush Rhees, LL. D.....	20	312
University of S. Dakota, Vermillion, S. D...		Vacancy.....	42	381
University of Tennessee, Knoxville, Tenn...		Brown Ayres, Ph. D.....	103	695
University of Texas, Austin, Tex.....		David F. Houston, LL. D.....	150	2,000
University of Utah, Salt Lake City, Utah...		J. T. Kingsbury, Ph. D.....	51	1,337
University of Virginia, Charlottesville, Va...		E. A. Alderman, LL. D.....	94	726
University of Vermont, Burlington, Vt.....		M. S. Buckham, D. D.....	37	540
University of Washington, Seattle, Wash...		Thomas F. Kane, Ph. D.....	71	1,194
University of Wisconsin, Madison, Wis....		Charles R. Van Hise, Ph. D.....	294	3,571
University of Wyoming, Laramie, Wyo....		Frederick M. Tisdell, Ph. D.....	21	241
Vanderbilt university, Nashville, Tenn.....		J. H. Kirkland, Ph. D., LL. D.....	103	833
Vassar college, Poughkeepsie, N. Y.....		James M. Taylor, D. D., LL. D.....	80	977
Washington university, St. Louis, Mo.....		W. S. Chaplin, LL. D.....	230	1,703
Wellesley, Wellesley, Mass.....		Caroline Hazard, M. A., Lit. D.....	95	1,096
W. Virginia university, Morgantown, W. Va.		D. B. Purinton, Ph. D., LL. D.....	75	1,105
Western Reserve university, Cleveland, O...		Charles F. Thwing, LL. D.....	150	850
Western Univ. of Pa., Pittsburg, Pa.....		S. B. McCormick, chancellor.....	144	812
Williams college, Williamstown, Mass....		Rev. Henry Hopkins, D. D., LL. D.....	47	440
Yale university, New Haven, Conn.....		Arthur T. Hadley, LL. D.....	359	3,239

PROFESSIONAL SCHOOLS IN THE UNITED STATES.

YEAR.	THEOLOGICAL SCHOOLS.			LAW SCHOOLS.			MEDICAL SCHOOLS.		
	Number.	Teachers.	Pupils.	Number.	Teachers.	Pupils.	Number.	Teachers.	Pupils.
1893-1894.....	147	963	7,658	67	621	7,311	109	3,077	17,001
1894-1895.....	149	906	8,050	72	604	8,350	113	3,738	18,030
1895-1896.....	144	869	8,017	73	638	9,780	116	3,902	19,949
1896-1897.....	157	980	8,173	77	744	10,449	118	3,142	21,438
1897-1898.....	155	958	8,371	83	845	11,615	122	3,423	21,002
1898-1899.....	163	996	8,261	93	906	11,874	122	3,562	21,401
1899-1900.....	154	994	8,009	96	1,004	12,513	121	3,545	22,752
1900-1901.....	150	988	7,567	100	1,095	13,642	123	3,876	24,139
1901-1902.....	148	1,034	7,343	102	1,155	13,912	154	5,029	26,831
1902-1903.....	153	1,031	7,572	100	1,158	14,057	146	4,928	27,062
1903-1904.....	153	1,055	7,392	95	1,167	14,306	152	5,252	26,949
1904-1905.....	156	1,094	7,411	96	1,190	14,714	148	5,405	28,835

## STATISTICS OF EDUCATION.

## COMMON-SCHOOL STATISTICS (1904-1905).

Population, enrollment, average daily attendance, number and sex of teachers.

STATE OR TERRITORY.	Estimated total population in 1905.	Pupils enrolled in the elementary, and secondary common schools.	Per cent of the population enrolled.	Average daily attendance.	NUMBER OF TEACHERS.		
					Male.	Female.	Total.
<b>North Atlantic Division—</b>							
Maine.....	711,156	132,448	18.64	97,845	693	5,965	6,658
New Hampshire.....	429,118	77,922	17.69	49,876	208	2,208	2,416
Vermont.....	349,251	65,721	19.10	48,352	331	3,086	3,417
Massachusetts.....	3,088,546	497,904	16.12	404,117	1,192	12,657	13,849
Rhode Island.....	470,081	71,425	15.19	53,830	167	1,830	2,047
Connecticut.....	989,500	168,779	17.06	129,143	337	4,282	4,619
New York.....	7,901,754	1,311,108	16.59	996,433	4,709	34,372	39,081
New Jersey.....	2,106,039	369,409	17.57	254,045	1,119	8,038	9,157
Pennsylvania.....	6,824,115	1,209,908	17.73	390,110	8,028	24,324	32,352
<b>South Atlantic Division—</b>							
Delaware.....	192,855	36,695	19.08	25,300	156	741	897
Maryland.....	1,230,869	226,825	17.99	138,911	908	4,242	5,150
District of Columbia.....	302,883	51,230	16.91	40,596	189	1,289	1,478
Virginia.....	1,953,284	361,772	18.53	215,205	2,098	6,974	9,072
West Virginia.....	1,056,805	247,505	23.42	163,068	3,793	3,843	7,636
North Carolina.....	2,031,740	474,111	23.34	280,288	3,372	6,315	9,687
South Carolina.....	1,434,901	302,693	21.09	200,435	2,630	3,429	6,059
Georgia.....	2,405,821	499,103	21.08	311,489	3,435	6,925	10,360
Florida.....	597,102	122,696	21.02	83,631	331	1,904	2,235
<b>South Central Division—</b>							
Kentucky.....	2,291,444	501,482	22.48	309,836	4,513	5,936	10,449
Tennessee.....	2,147,166	508,423	23.68	348,688	4,117	5,667	9,784
Alabama.....	1,986,347	400,000	20.14	210,000	2,300	3,100	5,400
Mississippi.....	1,682,105	403,647	24.77	233,175	3,028	5,894	8,922
Louisiana.....	1,513,145	210,116	13.89	146,234	995	3,685	4,680
Texas.....	3,455,300	756,019	21.88	501,734	6,495	10,621	17,116
Arkansas.....	1,403,239	335,765	23.93	207,440	4,038	3,788	7,826
Oklahoma.....	558,261	158,322	28.36	90,238	1,269	2,418	3,687
Indian Territory.....	498,000	48,078	9.65	28,487	464	861	1,325
<b>North Central Division—</b>							
Ohio.....	4,400,155	826,148	18.78	621,707	8,866	17,603	26,469
Indiana.....	2,678,492	550,121	20.54	415,622	6,518	9,977	16,495
Illinois.....	5,319,150	965,134	18.52	811,919	6,137	21,723	27,860
Michigan.....	2,557,275	521,463	20.39	407,977	2,658	14,165	16,823
Wisconsin.....	2,256,897	465,114	20.61	290,743	1,989	12,065	14,054
Minnesota.....	1,971,949	430,005	21.81	280,508	1,772	11,548	13,320
Iowa.....	2,391,633	540,337	22.59	375,563	3,598	26,021	29,619
Missouri.....	3,320,405	728,800	21.95	470,666	5,235	12,150	17,385
North Dakota.....	383,226	106,909	27.90	67,883	1,274	4,440	5,714
South Dakota.....	428,055	109,131	25.48	75,289	980	4,170	5,150
Nebraska.....	1,068,120	278,715	26.09	185,172	1,310	8,370	9,680
Kansas.....	1,582,473	381,595	24.11	264,034	2,331	9,205	12,036
<b>Western Division—</b>							
Montana.....	293,534	44,881	16.20	31,471	216	1,052	1,268
Wyoming.....	107,521	18,345	17.07	12,200	83	645	728
Colorado.....	692,925	137,918	22.87	91,907	738	3,716	4,454
New Mexico.....	212,825	37,670	17.70	25,705	406	422	828
Arizona.....	140,276	21,792	15.53	14,009	97	441	538
Utah.....	309,734	75,062	24.06	56,183	553	1,165	1,718
Nevada.....	42,335	7,319	17.29	5,182	39	318	357
Idaho.....	198,382	57,377	28.92	40,738	410	1,137	1,547
Washington.....	598,538	170,386	28.47	118,852	1,228	3,951	5,179
Oregon.....	461,451	108,096	23.41	78,114	817	3,205	4,022
California.....	1,620,833	315,226	19.45	239,491	1,312	7,714	9,026
North Atlantic Division.....	22,866,560	3,905,624	17.08	2,963,751	16,784	96,812	113,596
South Atlantic Division.....	11,236,300	2,322,740	20.17	1,458,923	17,512	35,752	53,264
South Central Division.....	15,535,007	3,321,852	21.38	2,075,832	27,219	41,970	69,189
North Central Division.....	28,357,830	5,923,472	20.89	4,269,083	43,118	151,437	194,555
Western Division.....	4,588,404	984,612	21.79	713,942	5,899	23,706	29,605
United States.....	82,584,061	16,468,300	19.94	11,481,531	110,532	349,737	460,269

INSTRUCTORS AND STUDENTS IN PUBLIC HIGH SCHOOLS AND IN PRIVATE  
HIGH SCHOOLS AND ACADEMIES (1904-1905).

STATE OR TERRITORY.	PUBLIC HIGH SCHOOLS.					PRIVATE SECONDARY SCHOOLS.				
	Number.	Secondary teachers.		Secondary students.		Number.	Secondary teachers.		Secondary students.	
		Male.	Female	Male.	Female		Male.	Female	Male.	Female
<b>North Atlantic Division—</b>										
Maine.....	175	210	248	4,544	5,907	31	63	88	1,410	1,457
New Hampshire.....	58	87	140	2,155	2,614	29	125	60	1,553	742
Vermont.....	73	81	115	1,869	2,512	19	37	61	691	833
Massachusetts.....	252	701	1,209	20,824	25,474	90	322	459	3,192	3,142
Rhode Island.....	21	81	110	1,879	2,355	14	49	69	527	401
Connecticut.....	76	139	296	4,346	5,448	51	134	183	1,357	1,311
New York.....	532	1,191	2,080	37,629	46,413	185	554	839	4,613	6,197
New Jersey.....	101	232	444	6,188	8,234	58	217	249	2,481	1,690
Pennsylvania.....	488	924	784	18,243	26,221	123	440	516	6,191	4,555
<b>South Atlantic Division—</b>										
Delaware.....	15	23	40	567	826	4	9	21	129	109
Maryland.....	65	146	115	2,757	3,955	41	117	131	1,037	1,057
District of Columbia....	7	82	114	1,581	2,278	21	57	146	280	837
Virginia.....	70	87	103	1,822	2,818	61	119	154	1,995	1,629
West Virginia.....	37	62	59	1,018	1,453	12	33	50	506	513
North Carolina.....	43	61	62	1,191	1,781	69	132	138	2,363	2,205
South Carolina.....	100	129	85	1,974	2,684	15	37	46	585	557
Georgia.....	140	190	130	2,797	4,357	55	96	111	1,437	1,647
Florida.....	49	59	55	731	1,314	7	3	18	63	274
<b>South Central Division—</b>										
Kentucky.....	81	147	150	2,817	3,989	69	111	178	1,713	1,599
Tennessee.....	99	135	107	2,371	3,093	58	96	119	1,881	1,737
Alabama.....	80	111	112	1,853	3,024	29	44	68	750	851
Mississippi.....	100	120	105	1,800	2,484	32	46	43	821	714
Louisiana.....	44	71	84	1,109	1,898	23	33	69	605	750
Texas.....	298	517	325	8,133	12,428	47	127	137	1,805	2,126
Arkansas.....	59	86	58	1,338	2,112	22	36	41	853	868
Oklahoma.....	21	48	39	863	1,132	4	6	8	157	149
Indian Territory.....	8	12	8	144	222	7	7	12	156	267
<b>North Central Division—</b>										
Ohio.....	801	1,390	889	24,692	30,644	46	123	189	1,223	1,492
Indiana.....	571	1,028	568	15,706	19,900	24	59	126	800	1,033
Illinois.....	417	914	1,031	20,181	28,492	60	107	207	1,244	2,196
Michigan.....	373	583	829	13,811	19,376	19	51	97	604	919
Wisconsin.....	237	412	639	10,135	13,838	22	70	96	737	739
Minnesota.....	161	257	510	7,425	10,710	29	80	125	1,237	1,144
Iowa.....	351	513	854	13,572	18,772	36	54	93	1,116	1,461
Missouri.....	337	645	495	11,420	15,938	59	120	191	1,464	1,990
North Dakota.....	38	47	72	882	1,337	1	.....	3	6	42
South Dakota.....	103	122	107	1,815	2,735	6	13	21	132	208
Nebraska.....	360	413	336	6,975	10,499	21	41	85	550	912
Kansas.....	290	406	350	8,007	12,018	12	25	42	365	467
<b>Western Division—</b>										
Montana.....	25	47	86	997	1,648	6	2	24	17	183
Wyoming.....	11	15	14	231	332	1	.....	5	.....	35
Colorado.....	52	160	187	3,352	4,783	6	1	48	6	317
New Mexico.....	10	21	13	320	321	2	2	1	24	9
Arizona.....	4	7	6	112	174	2	.....	4	.....	55
Utah.....	13	39	45	736	1,051	12	92	52	1,404	1,327
Nevada.....	6	8	2	70	101	.....	.....	.....	.....	.....
Idaho.....	12	31	17	335	536	4	12	10	182	184
Washington.....	90	175	171	3,338	4,570	15	19	43	140	384
Oregon.....	70	95	70	1,700	2,437	12	27	47	362	450
California.....	149	380	550	9,916	13,273	56	117	232	1,084	1,065
<b>North Atlantic Division..</b>	<b>1776</b>	<b>3,646</b>	<b>5,426</b>	<b>97,677</b>	<b>125,178</b>	<b>600</b>	<b>1,941</b>	<b>2,554</b>	<b>22,015</b>	<b>20,358</b>
<b>South Atlantic Division..</b>	<b>526</b>	<b>839</b>	<b>765</b>	<b>14,438</b>	<b>21,466</b>	<b>285</b>	<b>693</b>	<b>815</b>	<b>8,345</b>	<b>8,828</b>
<b>South Central Division..</b>	<b>730</b>	<b>1,247</b>	<b>988</b>	<b>20,488</b>	<b>30,382</b>	<b>291</b>	<b>506</b>	<b>675</b>	<b>8,721</b>	<b>9,061</b>
<b>North Central Division..</b>	<b>4042</b>	<b>6,790</b>	<b>6,680</b>	<b>134,621</b>	<b>184,159</b>	<b>335</b>	<b>743</b>	<b>1,275</b>	<b>9,478</b>	<b>12,573</b>
<b>Western Division.....</b>	<b>442</b>	<b>978</b>	<b>1,161</b>	<b>21,167</b>	<b>29,526</b>	<b>116</b>	<b>272</b>	<b>406</b>	<b>3,219</b>	<b>4,609</b>
<b>United States.....</b>	<b>7576</b>	<b>13,440</b>	<b>15,021</b>	<b>288,391</b>	<b>391,311</b>	<b>1627</b>	<b>4,065</b>	<b>5,785</b>	<b>51,778</b>	<b>55,429</b>



INSTRUCTORS AND STUDENTS IN COEDUCATIONAL COLLEGES AND UNIVERSITIES AND IN COLLEGES FOR MEN ONLY (1904-1905).

STATE OR TERRITORY.	Number of Institutions.	PROFESSORS AND INSTRUCTORS		STUDENTS.						Total income.
		Male.	Female	Preparatory.		Collegiate.		Graduate.		
				Male.	Female	Male.	Female	Male.	Female	
North Atlantic Div.—										
Maine.....	4	140	6	9	.....	1,008	284	12	2	\$265,000
New Hampshire.....	2	99	.....	85	.....	879	.....	36	.....	185,800
Vermont.....	3	89	.....	.....	.....	406	108	1	.....	149,196
Massachusetts.....	10	982	14	543	17	4,280	405	561	37	2,470,772
Rhode Island.....	1	77	3	.....	.....	681	203	60	44	213,158
Connecticut.....	3	388	2	.....	.....	2,500	26	333	37	999,407
New York.....	23	1,984	127	4,778	516	7,348	1,395	982	371	4,134,089
New Jersey.....	5	182	5	260	87	1,630	.....	93	.....	356,345
Pennsylvania.....	33	1,234	84	2,356	769	8,119	803	357	77	2,900,308
South Atlantic Div.—										
Delaware.....	2	27	2	30	30	150	23	1	.....	67,847
Maryland.....	10	282	19	587	74	727	96	199	.....	443,919
Dist. of Columbia.....	7	462	14	556	90	645	247	133	13	486,731
Virginia.....	11	183	11	451	162	1,493	60	48	.....	372,882
West Virginia.....	4	83	23	300	180	573	316	2	.....	217,157
North Carolina.....	13	232	37	863	602	1,527	236	37	2	356,555
South Carolina.....	9	105	18	490	176	933	82	29	1	146,715
Georgia.....	11	149	45	612	483	1,103	212	2	9	354,708
Florida.....	5	77	32	296	192	212	99	.....	1	176,433
South Central Div.—										
Kentucky.....	10	252	73	1,081	583	1,020	441	31	5	320,375
Tennessee.....	22	453	10	1,937	1,106	1,436	630	47	28	543,271
Alabama.....	5	113	1	147	8	646	59	24	1	159,627
Mississippi.....	4	70	15	357	281	564	75	33	2	134,615
Louisiana.....	7	182	24	555	110	797	17	66	33	321,344
Texas.....	14	345	73	1,214	675	1,465	862	27	18	537,880
Arkansas.....	7	114	30	679	471	577	247	6	1	235,106
Oklahoma.....	1	33	.....	135	50	100	40	3	.....	65,000
Indian Territory.....	2	7	14	177	123	14	11	.....	.....	16,349
North Central Div.—										
Ohio.....	35	1,069	210	2,876	1,344	5,013	2,481	158	91	1,825,128
Indiana.....	14	289	45	974	187	2,179	1,212	74	33	630,452
Illinois.....	29	1,273	245	2,348	1,135	4,936	3,069	938	425	2,787,119
Michigan.....	9	405	55	474	214	2,269	1,037	103	33	922,251
Wisconsin.....	10	369	51	754	118	2,648	1,005	124	33	908,486
Minnesota.....	9	509	86	1,165	359	1,657	1,113	87	53	883,004
Iowa.....	25	485	185	1,829	1,434	1,870	1,412	136	89	965,287
Missouri.....	19	690	105	2,334	1,051	2,235	955	154	33	979,975
North Dakota.....	3	43	20	180	139	131	57	5	1	181,121
South Dakota.....	5	61	36	575	372	183	122	5	5	153,589
Nebraska.....	10	430	72	1,157	404	1,246	1,037	86	67	599,397
Kansas.....	19	414	115	1,341	1,084	1,604	1,066	53	41	543,360
Western Division—										
Montana.....	1	10	5	43	45	69	48	7	1	66,860
Wyoming.....	1	13	5	26	18	40	22	2	1	59,478
Colorado.....	4	336	35	548	358	728	619	86	50	262,000
New Mexico.....	1	9	9	34	80	7	13	.....	.....	18,500
Arizona.....	1	22	4	85	70	21	12	4	2	54,351
Utah.....	2	70	18	576	693	267	170	.....	.....	175,120
Nevada.....	1	22	11	34	42	103	75	1	2	98,205
Idaho.....	1	17	5	105	51	121	52	.....	1	98,295
Washington.....	6	102	30	401	209	648	394	40	39	475,349
Oregon.....	8	128	40	282	233	549	243	3	6	112,060
California.....	12	747	77	1,167	359	3,323	1,854	236	144	1,834,287
North Atlantic Div..	84	5,175	241	8,031	1,339	26,971	3,224	2,435	568	11,074,735
South Atlantic Div..	72	1,600	201	4,185	1,989	7,263	1,371	458	18	2,622,447
South Central Div..	72	1,569	341	6,282	3,407	6,619	2,382	237	88	2,383,567
North Central Div..	187	6,027	1,225	16,007	7,841	25,371	14,566	1,923	904	11,469,169
Western Division.....	38	1,476	239	3,301	2,208	5,676	3,502	379	246	3,250,105
United States.....	453	15,847	2,247	37,806	16,784	72,500	25,045	5,432	1,824	30,750,523

## SCHOOL AND COLLEGE ENROLLMENT IN 1904-5.

GRADE.	NUMBER OF PUPILS.		
	Public.	Private.	Total.
Elementary (primary and grammar).....	15,772,311	1,166,939	16,939,250
Secondary (high schools and academies).....	635,989	180,061	816,050
City evening schools.....	292,319	.....	292,319
Universities and colleges.....	46,824	91,720	138,544
Professional schools.....	10,571	50,751	61,322
Normal schools.....	54,521	10,779	65,300
Business schools.....	.....	146,086	146,086
Reform schools.....	36,580	.....	36,580
Schools for deaf.....	11,414	538	11,952
Schools for blind.....	4,441	.....	4,441
Schools for feeble-minded.....	15,530	710	16,240
Government Indian schools.....	30,106	.....	30,106
Indian schools (five civilized tribes).....	12,432	.....	12,432
Schools in Alaska.....	6,283	.....	6,283
Orphan asylums and other benevolent institutions.....	.....	15,000	15,000
Private kindergartens.....	.....	105,932	105,932
Miscellaneous (art, music, etc.).....	.....	50,000	50,000
<b>Total for United States.....</b>	<b>16,989,321</b>	<b>1,818,516</b>	<b>18,807,837</b>

## INSTRUCTORS AND STUDENTS IN COLLEGES AND SEMINARIES FOR WOMEN WHICH CONFER DEGREES (1904-1905).

STATE OR TERRITORY.	Number of institutions.	PROFESSORS AND INSTRUCTORS.		FEMALE STUDENTS.			Total income.
		Male.	Female	Preparatory.	College.	Graduate.	
<b>North Atlantic Division—</b>							
Maine.....	1	4	6	96	24	6	\$7,500
Massachusetts.....	6	170	269	11	3,633	80	1,097,948
New York.....	6	77	176	599	1,749	15	772,324
Pennsylvania.....	7	55	106	350	798	63	370,876
<b>South Atlantic Division—</b>							
Maryland.....	5	34	68	284	615	2	212,108
District of Columbia.....	1	7	18	.....	85	.....	30,391
Virginia.....	10	53	124	373	1,234	10	221,682
North Carolina.....	9	28	122	640	891	4	183,660
South Carolina.....	8	30	89	220	1,186	7	155,431
Georgia.....	9	43	133	399	1,893	9	273,938
<b>South Central Division—</b>							
Kentucky.....	9	27	96	529	820	6	90,325
Tennessee.....	7	20	98	279	704	5	174,600
Alabama.....	7	19	87	304	806	9	149,857
Mississippi.....	9	15	155	822	916	28	247,302
Louisiana.....	4	13	47	293	358	2	82,530
Texas.....	4	9	42	255	245	.....	77,624
Arkansas.....	1	1	9	60	70	.....	11,500
<b>North Central Division—</b>							
Ohio.....	3	7	65	132	241	.....	111,093
Illinois.....	3	6	55	253	290	4	139,834
Wisconsin.....	1	2	30	231	88	.....	107,871
Missouri.....	9	38	106	590	546	16	184,270
Kansas.....	1	.....	17	.....	.....	.....	12,600
<b>Western Division—California.....</b>	<b>2</b>	<b>5</b>	<b>53</b>	<b>171</b>	<b>108</b>	<b>.....</b>	<b>65,000</b>
North Atlantic Division.....	20	306	557	1,056	6,264	164	2,245,648
South Atlantic Division.....	42	195	574	1,915	5,902	32	1,077,210
North Central Division.....	41	104	534	2,542	3,919	50	842,738
South Central Division.....	17	53	273	1,206	1,165	20	555,668
Western Division.....	2	5	53	171	108	.....	65,000
<b>United States.....</b>	<b>122</b>	<b>663</b>	<b>1,991</b>	<b>6,890</b>	<b>17,358</b>	<b>266</b>	<b>4,789,264</b>

## Election Returns.

## POPULAR VOTE FOR PRESIDENT (1904).

(Official.)

STATE.	Roosevelt. Rep.	Parker. Dem.	Swal- low. Pro.	Deba. Soc.	Wat- son. Peo.	Corra- gan. S.L.	Hol- comb. Cnt.	Rep. Plu- ralit's	Dem. Plu- ralit's	*Total vote.
Alabama.....	22,474	79,857	612	839	5,040				57,383	108,822
Arkansas.....	46,800	64,434	993	1,816	2,318				17,574	116,421
California.....	205,226	89,404	7,380	29,535				115,822		331,871
Colorado.....	134,687	100,105	3,438	4,804	824	335		34,582		243,683
Connecticut.....	111,089	72,909	1,506	4,543	494	575		38,180		191,127
Delaware.....	23,705	19,347	607	146	51			4,358		43,856
Florida.....	8,314	27,046	5	1,605					18,732	39,307
Georgia.....	24,003	83,472	685	197	22,635				59,469	130,992
Idaho.....	47,789	18,480	1,013	1,943	353			29,309		72,584
Illinois.....	632,645	327,606	34,770	69,225	6,725	4,638	830	305,039		1,076,990
Indiana.....	368,289	274,345	23,496	12,013	2,444	1,598		93,944		632,185
Iowa.....	397,907	149,141	11,601	14,847	2,207			158,796		435,703
Kansas.....	210,893	84,800	7,244	15,494	6,156			126,003		324,588
Kentucky.....	205,277	217,170	6,609	3,602	2,511	596			11,893	435,795
Louisiana.....	5,205	47,708		995					42,503	53,905
Maine.....	64,437	27,630	1,510	2,103	338			36,807		96,027
Maryland.....	109,497	109,446	3,034	2,247				51		224,224
Massachusetts.....	237,822	165,746	4,274	13,694	1,294	2,359		92,076		445,104
Michigan.....	361,836	134,151	13,308	8,941	1,159	8,941		227,715		520,437
Minnesota.....	216,651	55,187	6,253	11,692	2,103	974		161,464		232,860
Mississippi.....	3,168	53,280		392	1,424				50,112	58,264
Missouri.....	321,449	206,312	7,191	13,009	4,226	1,674		25,137		643,861
Montana.....	34,932	21,773	335	5,676	1,520	208		13,159		64,444
Nebraska.....	138,558	51,876	6,323	7,412	20,518			86,682		232,268
Nevada.....	6,867	3,582		925	344			2,885		12,118
New Hampshire.....	54,164	34,075	750	1,090	83			20,089		90,162
New Jersey.....	245,138	164,550	6,838	9,582	3,704	2,676		80,588		432,483
New York.....	859,444	683,822	20,776	36,883	7,459	9,125		175,622		1,617,509
North Carolina.....	82,442	124,121	361	124	819				41,679	207,867
North Dakota.....	52,596	14,273	1,149	2,017	165			38,322		70,190
Ohio.....	600,095	344,674	19,339	36,260	1,392	2,633		255,421		1,026,229
Oregon.....	60,455	17,521	3,806	7,619	753			42,934		90,154
Pennsylvania.....	840,949	337,998	33,717	21,803		2,211		502,951		1,236,738
Rhode Island.....	41,605	24,899	768	956		488		16,766		68,656
South Carolina.....	2,554	52,563		22	1				50,009	55,140
South Dakota.....	72,083	21,969	2,965	3,138	1,240			50,114		101,395
Tennessee.....	105,319	131,653	1,889	1,354	1,354				26,284	241,612
Texas.....	50,307	167,200	8,865	2,787	8,062	421			116,893	232,619
Utah.....	62,444	33,413		5,767				29,031		101,624
Vermont.....	40,459	9,777	792	859				30,682		51,888
Virginia.....	46,450	80,638	1,382	56	359	218			34,188	129,103
Washington.....	101,540	28,068	3,229	10,023	609	1,377		73,442		145,151
West Virginia.....	132,608	100,850	4,413	1,572	99			81,758		239,542
Wisconsin.....	279,870	124,093	9,770	28,220	590	223		155,834		442,649
Wyoming.....	20,489	8,930	217	1,077				11,559		30,715
Total.....	7,620,670	5,080,207	258,205	401,380	111,373	41,330	830	3,067,182	526,719	13,538,386
Plurality.....	2,540,463									
Majority.....	1,727,345									

\*Includes scattering votes in a few cases.

In Maryland the electoral vote was split, the democrats getting seven and the republicans one, but the republican elector chosen had 51 more votes than the highest elector on the democratic ticket.

In Pennsylvania the independent vote of 2,568 is included in the Parker vote.

The electoral vote of each state in the elections of 1896, 1900 and 1904 will be found on page 28.

Other data relating to previous presidential elections will be found on pages 28 and 29.

The total vote cast in 1904 was less than that of 1900 by 412,432. It also fell below that of 1896, which was 14,073,285. The decrease was especially marked in the southern and south-western states.

In all cases the vote for the elector on each ticket receiving the highest number of votes has been used.

Vote of States and Territories by Counties.

ALABAMA (Population in 1903, 1,923,284).

Population in 1900.	COUNTIES. (66)	GOV. 1906			PRESIDENT 1904					PRESID'NT 1900			
		Dem. Comer	Rep. Straton	Soc. Abbott	Rep. Roosevelt	Dem. Parker	Pro. Swall	Pro. Wats.	Pro. Debs.	Rep. McKinley	Dem. Bryan	Pro. Peo. Wiley	Pro. Peo. Brker
17915	Autauga.....	810	21	...	73	733	1	...	10..	537	980	...	38
13194	Baldwin.....	265	4	...	126	454	1	24	9..	389	440	7	74
35152	Barbour.....	969	4	16..	49	1357	8	...	29..	271	2685	19	18
18498	Bibb.....	570	30	...	155	1085	5	13	48..	408	725	19	29
23119	Blount.....	1147	577	3..	910	1385	13	3	117..	982	1402	65	75
31944	Bullock.....	433	...	...	...	726	...	...	2..	239	1581	4	3
25761	Butler.....	810	1	6..	83	805	4	...	63..	1161	744	13	27
34874	Calhoun.....	1376	96	...	287	1556	26	7	57..	1336	1794	62	156
32554	Chambers.....	1002	12	1..	74	1421	10	1	59..	801	2837	...	62
21096	Cherokee.....	1205	110	32..	562	905	15	38	232..	1172	1167	30	58
16522	Chilton.....	754	828	5..	648	738	6	8	257..	784	409	19	24
18136	Choctaw.....	418	...	...	45	588	4	1	22..	406	649	2	7
27796	Clarke.....	720	4	...	79	1181	13	4	9..	372	2044	1	88
17089	Clay.....	1082	454	...	990	1345	1	4	44..	1069	980	8	20
13206	Cleburne.....	1242	91	...	414	701	3	1	33..	622	690	37	50
20372	Coffee.....	1750	9	2..	226	1106	7	...	382..	532	939	15	14
22341	Colbert.....	534	56	24..	203	939	5	15	3..	1237	1516	13	85
17514	Concuh.....	457	5	2..	106	735	1	1	18..	821	703	13	81
16144	Coosa.....	870	228	5..	472	933	7	6	107..	982	959	10	24
15346	Covington.....	909	53	...	310	907	6	1	110..	183	549	2	21
19668	Crenshaw.....	946	12	4..	180	1077	4	5	93..	497	1032	67	61
17849	Cullman.....	1490	737	...	1238	1499	11	32	240..	806	1167	12	37
21189	Dale.....	900	39	...	345	999	11	...	73..	888	1134	101	22
54657	Dallas.....	736	2	1..	36	1472	...	11	4..	109	4708	49	13
23558	DeKalb.....	1344	617	4..	1237	1716	10	6	100..	1717	1873	19	1615
26039	Elmore.....	879	43	...	151	1236	3	...	35..	1074	1768	9	21
11520	Escambia.....	402	6	3..	83	627	4	2	3..	436	603	6	15
27361	Etowah.....	1434	500	10..	823	1431	22	10	229..	1627	1734	17	52
14132	Fayette.....	908	334	8..	509	712	19	12	177..	873	681	5	11
10511	Franklin.....	736	416	17..	638	767	...	7	62..	1151	814	8	21
19086	Geneva.....	904	63	2..	473	743	16	...	288..	655	671	11	40
24182	Greene.....	373	3	...	17	477	3	...	...	107	964	8	10
31011	Hale.....	522	...	...	27	723	...	...	1..	345	1557	7	4
36147	Henry.....	514	4	1..	104	701	1	...	105..	590	1888	42	36
(*)	Houston.....	715	4	1..	348	1248	16	...	75..	...	...	...	...
30508	Jackson.....	847	91	1..	636	1641	6	1	43..	1635	1923	40	7
140420	Jefferson.....	6874	273	136..	1090	624	68	387	54..	2840	4576	137	33
16054	Lamar.....	845	175	1..	215	824	3	2	8..	512	879	9	19
26559	Lauderdale.....	858	28	1..	316	1269	10	7	4..	1434	1369	4	9
20124	Lawrence.....	576	55	3..	410	909	5	3	8..	997	1170	8	16
31826	Lee.....	658	17	...	40	1348	3	19	5..	829	1698	7	13
22387	Limestone.....	774	13	1..	187	1053	4	...	13..	1133	1063	37	15
35651	Lowndes.....	539	6	...	32	697	...	...	3..	1524	1770	3	6
23126	Macon.....	301	5	...	51	562	...	...	7..	488	1163	1	11
43702	Madison.....	1309	21	12..	182	2119	5	1	6..	1679	3641	8	14
38315	Marengo.....	726	2	...	56	1149	...	...	9..	261	2306	...	1
14424	Marion.....	851	135	...	635	1224	1	...	4..	675	1137	158	8
23259	Marshall.....	1458	476	4..	966	1396	7	6	296..	1139	1398	14	58
62740	Mobile.....	967	59	7..	325	3283	20	39	9..	2243	2939	34	74
29466	Monroe.....	470	5	...	46	896	2	...	8..	138	904	3	3
72047	Montgomery.....	1365	21	9..	50	2432	2	8	3..	546	3047	8	60
28820	Morgan.....	976	37	23..	416	1437	32	70	43..	1500	1747	30	67
31783	Perry.....	457	1	...	47	739	47	...	...	77	1744	2	9
24402	Pickens.....	723	9	1..	105	896	13	1	76..	146	737	7	13
29172	Pike.....	847	23	...	29	1544	2	1	38..	484	1413	5	35
21647	Randolph.....	580	79	...	635	1518	5	2	60..	1370	1501	7	36
27083	Russell.....	338	3	...	21	553	1	4	9..	142	1416	5	123
19425	Shelby.....	1012	758	...	679	1106	31	8	613..	1375	740	5	51
23684	St. Clair.....	933	416	9..	593	908	9	6	426..	1171	794	17	46
32110	Sumter.....	535	...	4..	16	833	...	7	...	200	1053	1	2
35773	Talladega.....	829	50	...	252	1264	13	...	37..	1437	1002	24	46
29675	Tallapoosa.....	1031	17	6..	234	1791	15	6	85..	1231	2537	84	24
36147	Tuscaloosa.....	1319	16	5..	132	1405	5	26	25..	642	1173	22	50
25162	Walker.....	2047	1015	19..	1024	1639	14	22	3..	1657	1244	16	25
11134	Washington.....	312	6	...	54	443	3	2	9..	269	492	8	16
35631	Wilcox.....	612	...	...	2	912	2	1	5..	20	2031	2	1
9554	Winston.....	556	767	...	789	602	...	2	36..	516	539	1	13
	Total.....	62711	10002	389..	22474	79857	612	839	5040..	55634	96398	1407	3796
	Plurality.....	52769	...	...	17574	...	...	...	...	40734	...	...	...
	Per cent.....	85.80	13.67	.53..	20.65	73.38	.56	.77	4.64..	34.57	62.08	.89	2.05
	Total vote.....	73162	...	...	108822	...	...	...	...	157195	...	...	...

\*New county; not included in census of 1900.

- FOR REPRESENTATIVES IN CONGRESS, 1906.
- The counties of Choctaw, Clarke, Marengo, Mobile, Monroe and Washington.  
George W. Taylor, Dem.....3,593
  - The counties of Baldwin, Butler, Concuh, Covington, Crenshaw, Escambia, Montgomery, Pike and Wilcox.  
A. A. Wiley, Dem.....6,001

J. C. Fonville, Ind.....	751
3. The counties of Barbour, Bullock, Coffee, Dale, Gereva, Henry, Lee and Russell, H. D. Clayton, Dem.....	6,922
4. The counties of Calhoun, Chilton, Cleburne, Dallas, Shelby and Talladega. W. B. Craig, Dem.....	5,783
5. The counties of Autauga, Chambers, Clay, Coosa, Elmore, Lowndes, Macon, Randolph and Tallapoosa. J. T. Hefin, Dem.....	6,940
6. The counties of Fayette, Greene, Lamar, Marion, Pickens, Sumter, Tuscaloosa and Walker. Richmond P. Hobson, Dem.....	8,308
7. The counties of Cherokee, Cullman, DeKalb, Etowah, Franklin, Marshall, St. Clair and Winston. John L. Burnett, Dem.....	8,265
C. B. Kennamer, Rep.....	4,914
Charles Kenopka, Soc.....	10

8. The counties of Colbert, Jackson, Lauderdale, Lawrence, Limestone, Madison and Morgan. William Richardson, Dem.....	5,873
J. T. Masterson, Rep.....	317
9. The counties of Bibb, Blount, Hale, Jefferson and Perry. Oscar W. Underwood, Dem.....	7,864

LEGISLATURE.

Senate.	House.	J.B.
Democrats .....	35	104
Republicans .....	—	1
Populist-republican .....	—	1

STATE OFFICERS.  
(All democrats.)  
Governor—B. B. Comer.  
Lieutenant-Governor—Henry B. Gray.  
Attorney-General—Alexander M. Garber.  
Secretary of State—Frank N. Julian.  
State Auditor—William W. Brandon.  
State Treasurer—Walter D. Seed.  
Superintendent of Education—H. C. Gunnells.  
Commissioner of Agriculture and Industries—J. A. Wilkinson.

ARIZONA (Population in 1903, 133,338).

Population in 1900.	DELEGATE 1906—STATEHOOD				DELEGATE 1904				DEL. 1902			
	Dem.	Rep.	Soc.	J.S.*	Dem.	Rep.	Pro.	Soc.	S.L.	Dem.	Rep.	
8297 Apache.....	205	251	9	16..	127	220..	209	301	2	—	212	356
9251 Cochise.....	2556	1475	545	64..	609	3445..	2001	1875	10	142	230..	1504
5514 Coconino.....	562	417	16	22..	126	715..	496	567	10	11	2..	448
4973 Gila.....	906	539	391	8..	92	1568..	752	383	2	150	5..	438
14162 Graham.....	1159	853	256	26..	400	1427..	1111	793	—	213	—	1345
20457 Maricopa.....	1968	1545	150	81..	394	3027..	1731	1974	55	107	10..	1762
3426 Mohave.....	364	107	82	34..	92	417..	344	213	2	82	—	277
8829 Navajo.....	367	223	19	44..	142	438..	290	331	3	7	1..	234
14689 Pima.....	735	1368	85	55..	456	1178..	893	1027	6	57	10..	812
7779 Pinal.....	270	243	15	2..	24	405..	369	206	—	22	—	265
4545 Santa Cruz.....	353	215	12	37..	117	400..	239	309	1	4	—	277
13799 Yavapai.....	1500	1179	374	73..	305	2404..	1492	1608	21	414	22..	1663
4145 Yuma.....	878	474	124	46..	257	618..	467	455	1	86	2..	447
Total.....	11101	8909	2078	508..	3141	16265..	10394	9522	125	1304	82..	9684
Plurality.....	2192	—	—	—	—	—	872	—	—	—	—	445
Per cent.....	49.13	39.38	9.15	2.25..	—	—	48.51	44.44	58	6.09	38..	49.34
Total vote.....	22506	—	—	—	—	—	—	—	21427	—	—	19688

\*Joint statehood.

TERRITORIAL OFFICERS.  
Governor—Alexander O. Brodie.  
Secretary—W. F. Nichols.  
Treasurer—E. F. Kirkland.  
Attorney-General—E. W. Wells.

LEGISLATURE.

Republicans .....	6	7
Democrats .....	5	16

Council. House. J.B.

ARKANSAS (Population in 1903, 1,366,119).

Population in 1900.	GOVERNOR 1906				PRESIDENT 1904						PRES. 1900	
	Dem.	Rep.	Soc.	Pro.	Rep.	Dem.	Pro.	Soc.	Pro.	Rep.	Dem.	
12763 Arkansas.....	892	844	24	27..	470	753	25	32	17..	508	990	
19734 Ashley.....	1580	643	5	18..	347	804	6	5.	524	1138		
9238 Baxter.....	755	352	20	12..	236	426	4	17	5..	287		
31611 Benton.....	2430	1046	127	113..	1202	1983	75	124	62..	1087		
16396 Boone.....	1161	814	36	23..	618	910	13	48	17..	641		
9851 Bradley.....	611	49	2	2..	188	569	9	5	3..	153		
8539 Calhoun.....	739	78	1	2..	235	561	7	—	—	244		
18848 Carroll.....	1305	1054	18	38..	869	925	34	42	18..	755		
14528 Chicot.....	637	297	2	1..	496	549	—	—	—	430		
21289 Clark.....	1109	393	8	79..	732	722	167	5	10..	703		
15886 Clay.....	1779	910	42	49..	752	968	27	28	14..	627		
9628 Cleburne.....	873	291	36	43..	214	394	55	15	9..	205		
11629 Cleveland.....	832	190	14	10..	350	704	20	81	74..	286		
22377 Columbia.....	1276	256	2	16..	554	1445	17	6	8..	606		
19772 Conway.....	2837	724	16	19..	967	1572	16	10	11..	805		
19505 Craighead.....	2101	461	55	73..	559	1051	39	37	35..	489		
21270 Crawford.....	1781	1182	55	45..	941	875	15	25	27..	1030		
14529 Crittenden.....	780	107	3	9..	412	344	3	1	1..	381		
11031 Cross.....	1043	382	32	15..	321	630	1	27	—	312		
11518 Dallas.....	679	285	1	5..	496	604	37	7	8..	514		
11511 Desha.....	291	102	3	3..	82	204	—	—	1..	168		
19551 Drew.....	1294	292	8	15..	593	953	17	14	7..	569		
29780 Faulkner.....	2349	767	21	18..	761	1073	23	25	17..	682		
17385 Franklin.....	1512	642	47	67..	593	968	66	39	31..	485		

Population.	Little	Worthington	Hogan	Adams	Roosevelt.	Parker.	Watson.	Debs.	Swallow.	McKinley.	Bryan
12917 Fulton.....	882	427	15	23..	359	481	18	30	7..	307	984
18773 Garland.....	2059	705	58	294..	854	804	5	9	5..	708	940
7671 Grant.....	642	58	3	4..	151	406	—	2	1..	175	574
16979 Greene.....	1661	316	11	66..	409	922	38	6	14..	419	1004
24101 Hempstead.....	2021	1047	8	49..	1477	1410	61	19	22..	1330	1352
12748 Hot Springs.....	1456	410	7	45..	537	605	18	7	8..	423	763
14076 Howard.....	1323	244	14	34..	500	644	122	5	10..	585	986
22557 Independence.....	2117	1049	34	87..	736	1052	44	5	19..	782	1526
13506 Izard.....	1575	375	15	45..	313	605	23	5	7..	381	1119
18583 Jackson.....	1382	716	23	46..	677	746	2	2	4..	598	1050
40672 Jefferson.....	2301	508	47	20..	1324	1520	14	70	15..	1477	1363
17448 Johnson.....	1532	314	53	40..	507	1047	22	27	17..	552	1317
10591 Lafayette.....	764	455	11	17..	566	614	24	3	6..	448	422
16191 Lawrence.....	1768	661	1	4..	534	672	24	16	13..	476	958
19409 Lee.....	2206	1326	6	2..	1569	1682	—	—	—	1206	2850
13839 Lincoln.....	1114	151	—	7..	352	541	16	12	7..	392	794
13731 Little River.....	949	418	22	20..	388	557	32	10	12..	281	751
23563 Logan.....	1796	821	8	49..	1007	1237	40	3	6..	848	1557
22544 Lonoke.....	2339	316	27	54..	775	1178	17	7	4..	679	1337
19894 Madison.....	1532	1343	35	14..	1160	1072	4	36	5..	1289	1475
11377 Marion.....	772	386	11	14..	356	580	6	6	4..	375	905
17558 Miller.....	1084	495	23	53..	666	763	30	12	5..	759	855
15384 Mississippi.....	1594	534	32	34..	417	689	3	3	3..	378	591
16816 Monroe.....	915	242	7	13..	555	757	3	7	4..	403	708
9444 Montgomery.....	1064	360	31	23..	491	342	31	3	2..	293	476
16609 Nevada.....	1312	646	15	118..	556	585	329	16	38..	744	732
12538 Newton.....	545	1052	24	13..	645	280	4	9	4..	690	445
20892 Ouachita.....	1271	1048	5	38..	974	1083	7	6	7..	1143	1120
7294 Perry.....	863	343	28	16..	356	477	6	17	4..	293	459
26561 Phillips.....	1829	364	7	7..	251	454	3	—	4..	388	1349
10301 Pike.....	661	320	4	8..	517	432	35	13	13..	413	566
7025 Polinsett.....	1554	697	—	—	310	599	6	12	2..	180	520
18352 Polk.....	886	281	34	350..	476	528	85	53	35..	411	922
21715 Pope.....	1782	800	13	51..	850	1424	31	6	9..	885	1871
11875 Prairie.....	781	347	13	29..	648	639	15	9	4..	496	856
63179 Pulaski.....	3181	1604	95	85..	2450	3069	32	163	29..	1932	2009
17156 Randolph.....	1907	453	38	52..	409	838	16	22	3..	428	1385
17157 Saline.....	1028	347	8	5..	391	588	23	17	9..	542	811
15122 Scott.....	1270	347	123	39..	458	458	36	41	19..	313	735
13183 Searcy.....	857	1063	29	10..	709	404	9	24	6..	869	567
11888 Sebastian.....	3509	1658	298	117..	1254	1645	75	245	67..	964	2094
30855 Sevier.....	1416	279	51	32..	412	711	67	24	5..	360	772
16339 Sharp.....	1630	261	31	33..	288	671	21	28	10..	394	1059
12199 St. Francis.....	1373	372	15	27..	577	737	5	11	3..	703	634
8100 Stone.....	771	355	7	19..	233	277	11	12	7..	231	520
22495 Union.....	1725	211	4	21..	287	955	5	2	1..	336	1238
11229 Van Buren.....	1073	681	12	8..	542	578	34	13	7..	445	569
34256 Washington.....	2172	1213	114	87..	1339	1938	55	87	47..	1345	2648
24864 White.....	2286	638	68	207..	676	1238	130	47	62..	811	1634
16304 Woodruff.....	1005	470	9	4..	578	801	2	49	7..	549	990
22750 Yell.....	1946	739	36	174..	913	1076	7	10	21..	738	1454
Total.....	105586	41689	2185	3293..	46860	64944	2318	1816	993..	44800	81142
Plurality.....	63897	—	—	—	—	17574	—	—	—	—	36342
Per cent.....	69.12	27.30	1.43	2 15..	40.24	55.34	1.99	1.56	.87..	35.06	63.47
Total vote.....	—	152753	—	—	—	116421	—	—	—	—	127839

In 1904 Jeff Davis (Dem.) received 91,996 votes for governor, H. H. Myers (Rep.), 53,838; Wm. Penrose (Soc.), 1,364, and J. E. Williams (Pro.), 2,527.

FOR REPRESENTATIVES IN CONGRESS, 1906.

1. Counties of Clay, Craighead, Crittenden, Cross, Greene, Lee, Mississippi, Phillips, Polinsett, St. Francis and Woodruff.	Alonzo Hedges, Rep.....	1,976
R. B. Macon, Dem.....	5,715	
D. F. Taylor, Rep.....	1,214	
2. Counties of Stone, Sharp, Randolph, Lawrence, Fulton, Izard, Independence, White, Cleburne, Jackson, Prairie, Monroe.	S. Brundidge, Jr., Dem.....	5,137
E. J. Mason, Rep.....	1,216	
3. Counties of Washington, Benton, Madison, Carroll, Newton, Boone, Searcy, Baxter, Marion, Van Buren.	John C. Floyd, Dem.....	5,713
W. N. Ivie, Rep.....	3,246	
4. Counties of Crawford, Logan, Sebastian, Scott, Polk, Sevier, Howard, Pike, Little River, Miller, Montgomery.	W. B. Cravens, Dem.....	7,290
George Tilles, Rep.....	3,845	
5. Counties of Franklin, Johnson, Pope, Yell, Conway, Faulkner, Perry, Pulaski, Charles C. Reid, Dem.....	5,967	

LEGISLATURE:

	Senate.	House.	J.B.
Democrats.....	33	95	123
Republicans.....	1	4	5

STATE OFFICERS.

(All democrats.)

Governor—John S. Little.
Secretary of State—O. C. Ludwig.
Attorney-General—J. F. Kirby.
Treasurer—James L. Yates.
Auditor—A. E. Moore.
Superintendent of Instruction—J. J. Doyne.

CALIFORNIA (Population in 1903, 1,564,286).

Population in 1900.	COUNTIES. (57)	PRESIDENT 1904				GOVERNOR 1902			PRESIDENT 1900		
		Rep. Roosevelt.	Dem. Parker.	Soc. Debs.	Pro. Swallow.	Rep. Pardee.	Dem. Lane.	McKinley.	Bryan.	Dem. Woolley.	Pro. Debs.
130197	Alameda.....	19065	4399	3293	353.	13915	9022.	14324	6677	532	817
509	Alpine.....	74	9	—	—	87	62.	69	15	—	—
11116	Amador.....	1279	915	128	27	1376	1290.	1384	1249	20	17
17117	Butte.....	2799	1574	273	111.	2271	2171.	2322	2011	36	49
11200	Calaveras.....	1571	844	244	15.	1726	1456.	1600	1288	16	29
7364	Colusa.....	885	900	92	15.	606	1158.	648	1075	11	65
18046	Contra Costa.....	2833	1257	391	48.	2122	1930.	2165	1549	39	44
2408	Del Norte.....	429	187	83	14	368	305.	334	291	4	12
8986	El Dorado.....	1248	865	174	20	1160	1320.	1193	1406	19	25
37862	Fresno.....	4929	2815	762	330.	3677	4080.	3585	3590	169	231
5150	Glenn.....	765	725	24	15.	540	880.	494	737	11	5
27104	Humboldt.....	4590	1249	457	97.	3447	2316.	3902	1698	103	179
4377	Inyo.....	452	231	84	44.	435	427.	396	505	14	20
16480	Kern.....	2359	1721	436	52.	1748	2539.	1692	1960	26	54
1871	Kings.....	1110	595	121	66.	956	999.	1032	872	48	42
6017	Lake.....	641	594	124	53.	636	747.	584	746	51	28
4511	Lassen.....	573	301	35	5.	540	454.	549	326	5	64
17028	Los Angeles.....	32507	10030	4047	2299.	17471	11121.	19200	13158	1443	991
6364	Madera.....	784	610	92	26.	737	929.	764	737	19	19
15702	Marin.....	2199	772	127	12	1646	1168.	1681	904	8	50
4720	Mariposa.....	461	486	121	7.	526	828.	505	717	8	—
20465	Mendocino.....	2904	1489	235	90	2129	2340.	2192	1861	32	38
9215	Merced.....	972	863	108	38.	742	1179.	811	1081	31	24
5076	Modoc.....	559	444	18	16.	478	592.	446	532	6	11
2167	Mono.....	245	82	47	5.	292	278.	284	258	2	1
19380	Monterey.....	2153	1415	167	111.	1924	1957.	1964	1825	77	49
16451	Napa.....	2425	1185	177	94.	1941	1563.	2017	1452	53	52
17798	Nevada.....	2249	1067	340	74.	2000	1901.	2449	1758	46	128
19696	Orange.....	2665	1034	501	276.	2338	1536.	2155	1777	198	77
15786	Placer.....	2050	1023	153	48.	1800	1722.	2009	1592	37	40
4657	Plumas.....	707	347	23	6.	669	498.	640	442	5	8
17897	Riverside.....	2638	678	534	194.	2216	807.	2329	1154	190	155
45915	Sacramento.....	6966	2384	1000	110.	4691	5164.	5506	4325	33	27
6833	San Benito.....	888	645	54	62.	680	945.	724	786	19	16
27929	San Bernardino.....	3884	1573	796	417.	3103	1982.	3135	2347	295	235
35900	San Diego.....	4303	1398	1777	152.	3182	2517.	3800	2678	157	289
842782	San Francisco.....	39816	18027	7250	394.	24106	33743.	25208	25212	202	2060
35452	San Joaquin.....	4498	2293	387	118.	2413	3488.	3518	2873	71	94
16837	San Luis Obispo.....	2015	1167	353	132.	1678	1972.	1564	1713	75	60
12694	San Mateo.....	2146	851	124	14.	1426	1383.	1645	914	12	37
18364	Santa Barbara.....	2676	1152	353	77.	2150	1722.	1988	1599	66	125
60216	Santa Clara.....	8274	3100	743	400.	6078	5745.	7107	4607	264	214
21512	Santa Cruz.....	2626	1105	407	191.	1819	2009.	2173	1635	115	158
17318	Shasta.....	1891	935	543	63.	1741	2291.	1681	1948	43	85
4017	Sierra.....	791	376	45	4.	708	506.	702	436	4	10
16962	Siskiyou.....	2104	1219	184	19.	1643	1998.	1898	1668	17	40
24143	Solano.....	3176	1555	326	118.	2396	2411.	3114	2262	83	162
38480	Sonoma.....	5239	2816	345	118.	4122	4097.	4381	3517	67	186
9550	Stanislaus.....	1457	1110	101	85.	1069	1453.	1058	1270	48	36
5886	Sutter.....	872	488	53	21.	815	704.	819	642	16	11
10906	Tehama.....	1234	720	191	46.	1188	1255.	1210	1138	29	27
4383	Trinity.....	467	308	84	4.	565	682.	544	485	2	8
18375	Tulare.....	2221	1643	574	131.	1683	2397.	1755	2246	72	166
11166	Tuolumne.....	1290	1006	296	43.	1227	1682.	1909	1530	30	32
14367	Ventura.....	1995	840	227	62.	1844	1405.	1708	1333	72	77
13618	Yuba.....	1702	1301	190	88.	1447	1845.	1510	1687	54	45
8620	Total.....	1235	633	81	—	1129	1047.	1179	971	9	21
	Total.....	205226	89404	23535	7380.	146336	143783.	164755	124985	5024	7572
	Plurality.....	115822	—	—	—	2553	—	39770	—	—	—
	Per cent.....	61.84	26.94	8.89	2.22.	48.06	47.22.	54.49	42.34	1.33	2.49
	Scattering.....	—	—	—	—	—	—	—	485	—	—
	Total vote.....	—	—	—	—	331871	—	304481	—	303821	—

Official canvass of the vote of California in 1906 for governor and other state officers and congressmen not completed in time for this edition of The Daily News Almanac and Year-Book. James N. Gillett, republican, was elected governor by about 25,000 plurality.

FOR REPRESENTATIVES IN CONGRESS, 1906.

- Counties of Del Norte, Humboldt, Siskiyou, Trinity, Tehama, Shasta, Modoc, Lassen, Plumas, Sierra, Nevada, Placer, El Dorado, Amador, Calaveras, Alpine, Mono, Mariposa and Tuolumne.  
W. F. Englebright, Rep. (elected).  
F. W. Taft, Dem.

- R. L. Webb, Pro.  
J. C. Weybright, Soc.
- Counties of Mendocino, Glenn, Colusa, Butte, Sutter, Yuba, Sacramento, Yolo, Lafa, Napa, Sonoma and Marin.  
Duncan E. McKinlay, Rep. (elected).  
W. A. Beard, Dem.  
A. J. Gaylord, Soc.
  - Counties of Alameda, Contra Costa and Solano.  
Joseph R. Knowland, Rep. (elected).  
H. W. Brunk, Dem.  
T. H. Montgomery, Pro.  
William McDevitt, Soc.

- 4. Part of city and county of San Francisco.  
Julius Kahn, Rep. (elected).  
David S. Hirschberg, Dem.  
Oliver Everett, Soc.
- 5. Part of city and county of San Francisco.  
Everis A. Hayes, Rep. (elected).  
Hiram G. Davis, Dem.  
Joseph Lawrence, Soc.
- 6. Counties of Santa Cruz, Monterey, San Benito, Fresno, Kings, Madera, Merced, Stanislaus and San Joaquin.  
James C. Needham, Rep. (elected).  
Harry A. Greene, Dem.  
Herman E. Burbank, -Pro.  
Richard Kirk, Soc.
- 7. County of Los Angeles.  
James McLachlan, Rep. (elected).  
Robert G. Loucke, Dem.  
Levi S. Johnson, Pro.  
Claude Riddle, Soc.
- 8. Counties of San Luis Obispo, Santa Bar-

- bara, Ventura, Kern, Tulare, Inyo, San Bernardino, Orange, Riverside and San Diego.  
Sylvester C. Smith, Rep. (elected).  
C. A. Barlow, Dem.  
N. A. Richardson, Soc.

LEGISLATURE.

	Senate.	House.	J.B.
Republicans .....	5	76	119
Democrats .....	35	14	11

STATE OFFICERS.  
(All republicans.)

- Governor—James N. Gillett.
- Lieutenant-Governor—William R. Porter.
- Secretary of State—C. F. Curry.
- Treasurer—William R. Williams.
- Comptroller—E. P. Colgan.
- Adjutant-General—J. B. Lauck.
- Attorney-General—U. S. Webb.
- Superintendent of Education—E. C. Hyatt.
- Surveyor-General—W. S. Kingsbury.

COLORADO (Population in 1903, 574,030).

Population in 1900.	COUNTIES.		GOV. 1906			PRES'T 1904.			GOV. 1902.		PRESIDENT 1900				
	(58)		Rep.	Dem.	Rep.	Dem.	Rep.	Dem.	Rep.	Fus.	Pro.	Pop.	S.	L.	S.D.
	Buchtel	Adams	Roosevelt.	Parker.	Peabody.	Stimson.	McKinley	Bryan	Wooly	Bark'r	Mall'y	Debs			
4800	Adams.....	720	939.	115	1041.	—	—	—	—	—	—	—	—	—	—
5500	Arapahoe.....	1050	9 5.	1351	717.	23338	27497.	25469	33754	828	28	259	145	—	—
2117	Archuleta.....	499	381.	674	357.	645	324.	578	391	4	—	—	—	—	—
759	Baca.....	178	140.	203	130.	149	122.	157	134	—	—	—	—	—	—
3049	Bent.....	606	453.	812	416.	604	467.	569	546	11	—	—	—	—	—
21594	Boulder.....	3135	2938.	5437	4030.	3844	2812.	3719	5117	264	11	53	4	—	—
7085	Chaffee.....	1014	1459.	1612	1601.	944	1151.	1033	1890	56	7	3	13	—	—
501	Cheyenne.....	165	70.	145	69.	127	76.	128	97	2	—	—	—	—	—
7082	Clear Creek.....	970	1000.	1694	1252.	924	1289.	761	2309	13	18	13	3	—	—
4632	Concejos.....	1207	887.	2018	901.	1670	850.	1853	912	11	2	—	—	—	—
8739	Costilla.....	980	366.	917	506.	752	139.	884	453	3	3	—	—	—	—
2337	Custer.....	454	548.	587	612.	543	627.	510	870	—	—	—	—	—	—
5487	Delta.....	1007	880.	1567	1046.	794	721.	822	1352	75	13	13	28	—	—
133859	Denver.....	24259	13206.	32667	28958.	—	—	—	—	—	—	—	—	—	—
1134	Dolores.....	65	115.	150	167.	124	207.	66	412	3	2	4	—	—	—
3120	Douglas.....	673	549.	792	524.	678	613.	642	650	16	—	—	—	—	—
3008	Eagle.....	534	537.	802	625.	411	410.	412	943	6	10	5	2	—	—
3101	Elbert.....	560	504.	768	482.	438	423.	626	640	27	4	1	—	—	—
31602	El Paso.....	5300	3514.	9589	5281.	6004	3938.	7755	6230	336	9	16	65	—	—
15646	Fremont.....	2581	2703.	3533	3057.	2791	2261.	2572	3094	244	18	77	39	—	—
5835	Garfield.....	1053	737.	1639	1286.	957	1059.	826	1700	17	5	1	9	—	—
6690	Gilpin.....	931	904.	1311	1230.	1055	869.	1371	1498	86	4	13	22	—	—
741	Grand.....	405	349.	475	295.	184	142.	171	182	—	—	—	—	—	—
5331	Gunnison.....	797	911.	1348	1260.	879	1035.	945	1559	37	3	6	3	—	—
1609	Hinsdale.....	170	179.	243	239.	334	335.	230	595	4	2	—	—	—	—
8395	Huerfano.....	2530	476.	2733	958.	2541	467.	2277	1022	—	—	—	—	—	—
9306	Jefferson.....	2042	1398.	2903	1739.	1853	1394.	1807	2138	70	4	3	12	—	—
701	Kiowa.....	140	142.	180	124.	131	125.	151	144	—	—	—	—	—	—
1580	Kit Carson.....	455	548.	514	219.	402	233.	384	259	13	1	—	—	—	—
18054	Lake.....	2172	1808.	3026	2936.	2321	2013.	2385	4755	79	45	7	24	—	—
7016	La Plata.....	1167	1047.	1745	1458.	946	1231.	900	1844	12	9	—	—	—	—
12168	Larimer.....	2681	1944.	4138	27.	2186	1424.	2343	2456	290	15	2	—	—	—
21842	Las Animas.....	4714	3163.	5218	4486.	2797	2870.	3832	4204	56	3	4	9	—	—
926	Lincoln.....	219	169.	823	132.	185	121.	255	124	2	—	—	—	—	—
3392	Logan.....	788	506.	821	486.	453	351.	594	583	80	16	2	—	—	—
9267	Mesa.....	2033	1627.	2783	1555.	1324	961.	1317	1968	137	18	63	18	—	—
1913	Mineral.....	257	483.	306	575.	311	415.	208	709	4	1	—	—	—	—
3058	Montezuma.....	324	528.	526	563.	50	103.	220	732	5	1	6	—	—	—
4535	Montrose.....	732	685.	1306	922.	704	795.	658	1058	50	15	37	36	—	—
3268	Morgan.....	822	432.	1136	406.	687	358.	723	538	27	13	4	—	—	—
11522	Otero.....	2071	2193.	2975	2225.	1944	1549.	1913	2296	190	1	4	2	—	—
4731	Ouray.....	518	937.	916	1080.	613	1026.	610	1656	6	3	7	21	—	—
2398	Park.....	456	614.	685	669.	512	670.	579	950	3	1	1	3	—	—
1583	Phillips.....	324	225.	444	140.	226	141.	347	275	23	1	—	—	—	—
7020	Pitkin.....	583	799.	922	1120.	432	939.	453	2305	6	13	—	—	—	—
3766	Prowers.....	956	581.	1155	494.	668	461.	769	633	80	8	2	6	—	—
34448	Pueblo.....	4912	6713.	9173	6935.	5825	4122.	6028	5877	179	8	42	29	—	—
1630	Rio Blanco.....	315	438.	552	391.	220	230.	276	391	5	2	—	—	—	—
4080	Rio Grande.....	1050	801.	1417	630.	882	628.	762	1118	25	10	1	—	—	—
3561	Routt.....	890	883.	1384	856.	525	557.	575	828	7	7	—	—	—	—
3853	Saguache.....	685	678.	922	697.	734	669.	731	1085	8	5	2	4	—	—
2342	San Juan.....	489	766.	708	899.	409	549.	362	1135	2	2	15	6	—	—
5379	San Miguel.....	817	558.	1370	797.	728	811.	717	1604	11	3	6	12	—	—
971	Sedgwick.....	326	156.	347	151.	238	139.	256	163	21	—	—	—	—	—
2744	Summit.....	349	637.	561	569.	349	469.	394	967	6	6	2	3	—	—
23002	Teller.....	3201	3637.	5585	4398.	3643	4547.	4639	9539	61	17	16	100	—	—
1241	Washington.....	523	190.	460	191.	265	137.	312	191	17	—	—	—	—	—



ELECTION RETURNS.

Population.	Buechel Adams	Roosevelt Parker, Peabody.	Stinson, McKinley Bryan Woolly Park y Mall y Debs
16808 Weld .....	3243 2475.	4828 2555.. 2725	1852.. 2786 3386 301 10 2 2
1729 Yuma .....	773 535..	1111 525.. 394	313.. 316 382 23 2 .. 2
Total.....	92780 74148.	134687100105.. 87512	80217.. 93072 122733 3790 389 700 654
Plurality.....	18652	34582	7295
Per cent.....	46.25 36.96..	55.11 41.70..	52.17 47.83.. 42.04 55.45 1.71 17 .31 .28
Total vote.....	200588	243657 ..	167729 ..

In 1904, for president, Swallow, Pro., received 3,438 votes; Debs, Soc., 4,304; Watson, Peo., 824, and Corrigan, S. L., 325.

In 1906, for governor, Haywood, Soc. received 15,907 votes and Lindsey, Ind. Dem., 17,753.

FOR REPRESENTATIVES IN CONGRESS, 1906.

At Large—Geo. W. Cook, Rep..... 102,065  
S. W. Belford, Dem..... 76,468

1. Counties of Adams, Arapahoe, Boulder, Denver, Jefferson, Lake, Larimer, Logan, Morgan, Park, Phillips, Sedgwick, Washington, Weld and Yuma.  
R. W. Bonyng, Rep..... 47,643  
C. F. Tew, Dem..... 31,132

2. Counties of Archuleta, Baca, Bent, Chaffee, Cheyenne, Clear Creek, Conejos, Costilla, Custer, Delta, Douglas, Eagle, Elbert, El Paso, Fremont, Garfield, Gilpin, Grand, Gunnison, Hinsdale, Huerfano, Kiowa, Kit Carson, La Plata, Las Animas, Lincoln, Mesa, Montezuma, Montrose,

Otero, Ouray, Pitkin, Powers, Pueblo, Rio Blanca, Rio Grande, Routt, Saguache, San Juan, San Miguel, Summit, Teller and Weld.

Warren A. Haggott, Rep..... 54,495  
W. W. Rowan, Dem..... 46,593

LEGISLATURE.

	Senate.	House.	J.B.
Republicans .....	23	47	70
Democrats .....	12	18	30

STATE OFFICERS.

Governor—Rev. H. A. Buchtel, Rep.  
Secretary of State—Timothy O'Connor, Rep.  
Treasurer—Alfred E. Bent, Rep.  
State Auditor—George D. Statler, Rep.  
Attorney-General—W. H. Dickson, Rep.

CONNECTICUT (Population in 1903, 956,789).

Population in 1900.	COUNTIES. (8)	PRESIDENT 1904				GOVERNOR 1902				PRESIDENT 1900				
		Rep.	Dem.	Pro.	Soc.	Rep.	Dem.	Pro.	Soc.	Rep.	Dem.	Pro.	S.D.	S.L.
		Roosevelt, Parker, Swallow.	Debs, Chamb'l'o.	Cary, Stanley, Wheeler	McKinly	Bryan	Woolley, Debs.	Malloney						
184203	Fairfield .....	23490	15976	199	640..	16392	15561	165	391..	21316	15450	217	118	225
195480	Hartford .....	23865	16004	354	904..	18353	15017	310	579..	22427	14488	421	253	257
63072	Litchfield .....	8797	4500	177	120..	6838	4898	175	24..	8525	4562	200	3	15
41760	Middlesex .....	4991	3167	93	56..	4306	3155	115	11..	5002	3097	121	—	—
239163	New Haven .....	31663	21744	342	2398..	24223	20319	262	1443..	27771	25349	277	549	302
82758	New London .....	10585	7093	176	143..	8181	6133	176	76..	9582	6823	227	29	34
24523	Tolland .....	2864	1772	64	222..	2406	1743	78	254..	2895	1678	66	77	57
40561	Windham .....	4984	2833	101	60..	4035	2334	155	26..	4949	2560	88	—	18
	Total .....	111089	72909	1506	4543..	85338	69330	1436	2304..	102567	73997	1617	1029	908
	Plurality .....	38180				16008				28570				
	Per cent .....	58.12	38.14	.78	2.37..	53.43	43.41	.87	1.76..	56.94	41.02	.89	.58	.49
	Scattering .....	11												
	Total vote .....	191127				159702				180113				

R S. Woodruff, Rep., was elected governor in 1906 by about 15,000 plurality.

FOR REPRESENTATIVES IN CONGRESS, 1906.

1. Counties of Hartford and Tolland, including cities of Hartford, New Britain and Parkville.  
E. Stevens Henry, Rep..... 21,605  
B. M. Holden, Dem..... 15,039

2. Counties of Middlesex and New Haven.  
Nehemiah D. Sperry, Rep..... 29,058  
George M. Wallace, Dem..... 23,757

3. Counties of New London and Windham.  
Edwin W. Higgins, Rep..... 12,391  
Omer LaRue, Dem..... 8,833

4. Counties of Fairfield and Litchfield.  
Ebenezer J. Hill, Rep..... 26,484

Homer S. Beers, Dem..... 18,969

AT LARGE.

George L. Lilley, Rep..... 88,115  
Charles E. Donahue, Dem..... 67,747  
Duane N. Griffin, Pro..... 1,689

LEGISLATURE.

(The legislature is republican.)

STATE OFFICERS.

(All republicans.)

Governor—R. S. Woodruff.  
Lieutenant-Governor—Everett J. Lake.  
Secretary of State—Theodore Bodenweh.  
Comptroller—Thomas D. Bradstreet.

DELAWARE (Population in 1903, 189,876).

Population in 1900.	COUNTIES. (3)	PRESIDENT 1904				TREASURER 1902				PRESIDENT 1900			
		Rep.	Dem.	Pro.	Soc. Peo.	Rep.	Dem.	Pro.	Soc.	Rep.	Dem.	Pro.	S.D.
		Roosevelt, Parker, Swallow, Debs, Watson.	Burriss, Hossinger, Kelley.	McKinley, Bryan, Woolley Debs									
32762	Kent .....	4901	5780	—	—	4153	3759	152..	—	3929	8556	108	4
100037	New Castle .....	13189	11160	—	146	51..	11166	8944	244..	13642	10640	297	53
42276	Sussex .....	5915	4107	—	—	—	5386	3949	179..	4568	4362	133	—
	Total .....	23705	19347	607	146	51..	20705	10652	575..	22529	18858	538	57
	Plurality .....	4358				—	4053			3071			
	Per cent .....	54.05	44 11	1.39	.33	12..	54.26	43.63	1.51..	53.67	44.92	.013	.0015
	Total vote .....	43856					38161			41382			

For treasurer in 1902, Rogers, Lab., received 229 votes.

FOR REPRESENTATIVE IN CONGRESS, 1906.

Hiram R. Burton, Rep..... 20,210  
David T. Marvel, Dem..... 17,118  
Alfred Smith, Pro..... 871

LEGISLATURE.

	Senate.	House.	J.B.
Republicans .....	11	25	36
Democrats .....	6	10	16

STATE OFFICERS.  
(All republicans.)

Governor—Preston Lea.  
Lieutenant-Governor—I. T. Parker.

Attorney-General—Robert H. Richards.  
Insurance Commissioner—Geo. W. Marshall.  
Treasurer—T. N. Rawlins.  
Auditor—Thomas C. Roe.

FLORIDA (Population in 1903, 566,885).

Population in 1900.	COUNTIES. (15)		—PRESIDENT 1904—				—PRESIDENT 1900—				—TREAS. '98—	
	Rep.	Dem.	Pro.	Dem.	Pro.	Dem.	Pro.	S. D.	Rep.	Dem.	Geo. Whitehead	
32245	Alachua	543	1277	58	45.	334	1346	17	50	9.	273	1020
4510	Baker	130	207	12	—.	112	198	16	8	3.	61	149
10245	Bradford	124	633	26	15.	276	734	101	21	13.	102	405
5158	Brevard	125	553	30	3.	121	513	44	18	2.	132	436
5132	Calhoun	160	162	21	54.	54	196	30	28	3.	37	121
5391	Citrus	21	369	17	10.	15	431	18	1	—.	7	214
5635	Clay	50	247	26	2.	91	308	8	19	7.	101	221
17094	Columbia	317	595	33	43.	252	693	15	44	6.	61	545
4955	Dade	307	887	59	22.	389	806	100	54	16.	186	408
8047	DeSoto	188	721	26	76.	128	526	27	32	103.	174	378
39733	Duval	671	2011	235	146.	773	1857	24	103	31.	164	1067
28313	Escambia	497	1573	66	23.	348	1435	346	30	18.	76	964
4890	Franklin	144	336	2	3.	148	234	25	13	3.	61	211
15294	Gadsden	54	471	4	7.	39	684	—	4	—.	4	663
11881	Hamilton	155	455	6	16.	96	322	38	13	14.	26	315
9638	Hernando	12	172	6	11.	20	252	10	5	1.	2	139
36013	Hillsboro	516	1976	441	218.	344	2257	514	36	89.	150	1932
7762	Holmes	140	284	16	33.	64	339	46	8	4.	35	277
19372	Jackson	554	1186	96	93.	210	978	14	53	24.	99	749
19195	Jefferson	123	471	9	6.	117	711	4	6	—.	55	683
4937	Lafayette	122	275	29	17.	24	326	13	6	—.	19	202
7407	Lake	148	529	33	18.	143	492	41	17	2.	149	466
3071	Lee	84	266	122	21.	38	278	20	2	3.	36	227
19887	Leon	84	649	4	2.	160	932	43	21	8.	23	1239
8603	Levy	151	426	20	17.	83	383	4	23	2.	28	274
2956	Liberty	50	143	3	5.	8	127	6	1	—.	13	142
15446	Madison	66	595	12	5.	44	510	83	7	12.	39	325
4663	Manatee	91	592	124	48.	63	535	42	9	42.	24	226
24403	Marion	230	1091	69	62.	264	1132	32	52	19.	287	770
18006	Monroe	287	680	75	69.	254	747	56	50	22.	70	285
9654	Nassau	161	509	56	30.	149	441	11	17	5.	35	347
11374	Orange	315	874	42	16.	402	857	52	56	18.	170	479
3444	Oscola	65	271	12	5.	42	206	47	11	6.	21	202
6054	Pasco	96	453	10	11.	35	492	43	14	—.	27	311
12472	Polk	125	869	57	16.	148	983	9	24	86.	108	704
11611	Putnam	210	562	16	25.	250	648	56	24	17.	507	681
9165	St. John	204	550	148	67.	234	764	15	53	11.	141	456
10293	Santa Rosa	78	403	46	27.	80	519	8	14	8.	45	367
6187	Sumter	61	316	55	68.	53	343	8	14	2.	40	216
14534	Suwanee	125	584	29	32.	153	677	76	34	5.	47	371
3899	Taylor	119	168	4	26.	105	253	5	53	—.	15	115
10003	Volusia	263	654	70	63.	255	755	60	40	13.	210	674
5149	Wakulla	39	233	10	1.	10	254	32	—	—.	4	273
9336	Walton	322	354	44	35.	140	382	30	11	—.	53	338
10154	Washington	202	414	67	93.	287	337	55	44	12.	82	201
	Total	8314	27046	2337	1605.	7419	28290	2239	1133	601.	3999	20788
	Plurality		18732				20841					16789
	Per cent.	21.15	68.83	5.94	4.08.	19.12	71.06	5.76	2.86	1.58.	16.13	83.87
	Total vote	39307					39642					24757

For president in 1904 Swallow, Pro., received 5 votes.

VOTE FOR STATE OFFICERS, 1904.

Governor—N. B. Broward, Dem.	23,971
M. B. McFarlane, Rep.	6,357
W. R. Healey, Soc.	1,270
Secretary of State—	
H. Clay Crawford, Dem.	27,411
J. F. Horr, Rep.	4,921
J. D. Parrott, Soc.	1,279

FOR REPRESENTATIVES IN CONGRESS, 1906.

1. Counties of Taylor, Lafayette, Levy, Marion, Citrus, Sumter, Hernando, Pasco, Hillsborough, Polk, Manatee, DeSoto, Lee, Monroe and Lake.	
S. M. Sparkman, Dem.	6,212
C. C. Allen, Soc.	967
2. Counties of Hamilton, Suwanee, Columbia, Baker, Bradford, Nassau, Duval, Clay, Putnam, St. John, Volusia, Oscola, Orange, Brevard, Dade and Alachua.	
Frauk Clark, Dem.	8,792
J. F. McLelland, Soc.	1,179

3. Counties of Escambia, Santa Rosa, Walton, Holmes, Washington, Jackson, Calhoun, Franklin, Liberty, Gadsden, Leon, Walkulla, Jefferson and Madison.	
W. B. Lamar, Dem.	5,415
T. B. Meeker, Soc.	334

LEGISLATURE.

The members of the senate (32) and of the house (69) are all democrats, except that one member of the house is a socialist.

STATE OFFICERS.

(All democrats.)

Governor—N. B. Broward.  
Secretary of State—H. C. Crawford.  
Treasurer—V. H. Knott.  
Comptroller—A. C. Croon.  
Attorney-General—W. H. Ellis.  
Auditor—Ernest Amos.

GEORGIA (Population in 1903, 2,336,404).

COUNTIES. Population (19)	*SEC. ST. 1906 — PRESIDENT 1904 — (PRESIDENT 1900) — (Gov. 1898)													
	Dem.	Soc. Rep.	Pro. Dem.	Pro. Pro.	Pro. Pro.	Soc. Rep.	Dem.	Pro.	Pro.	Dem.	Dem.			
	Cook	Ehrhorn	Roosevelt	Parker	Swallow	Watson	Debs.	McKinley	Bryan	Woolley	Barker	Quander	Hogan	
12356 Appling.....	357	—	257	554	6	96	—	446	477	20	4	—	906	632
6704 Baker.....	1108	—	8	511	—	22	—	87	473	—	1	—	418	231
17768 Baldwin.....	318	—	15	494	4	92	—	76	500	4	35.	—	1041	601
10545 Banks.....	334	—	199	474	9	388	—	269	402	15	110.	—	746	754
20823 Bartow.....	525	—	406	791	12	126	—	823	891	28	33.	—	1263	433
19440 Berrien.....	357	—	68	689	14	122	—	101	500	11	10.	—	418	131
50473 Bibb.....	845	—	286	2117	19	21	—	250	1376	33	1.	—	450	34
18006 Brooks.....	261	—	102	429	1	81	—	103	429	3	19.	—	533	15
6122 Bryan.....	235	—	191	256	1	6	—	165	246	6	1.	—	1004	1144
21377 Bulloch.....	382	—	54	574	12	141	—	178	767	16	10.	—	758	24
30165 Burke.....	234	—	52	657	4	42	—	157	620	3	—	—	361	72
12805 Butts.....	417	—	80	531	4	116	—	104	563	10	20.	—	213	37
9274 Calhoun.....	214	—	19	345	—	30	—	97	239	4	13.	—	250	94
7659 Camden.....	23	—	312	380	—	2	—	210	350	16	64.	—	774	426
9518 Campbell.....	265	1.	40	308	9	210	—	233	350	—	—	—	1525	893
26576 Carroll.....	1200	—	400	1187	21	585	—	697	1270	—	—	—	681	124
5823 Cattoosa.....	657	—	120	281	7	44	7.	144	369	15	8.	—	330	21
3592 Charlton.....	76	—	31	207	—	—	—	64	168	1	1.	—	2682	17
71239 Chatham.....	1833	—	363	2645	8	6	—	916	3352	7	4.	—	438	830
5790 Chattahoochee.....	70	—	62	107	2	24	—	117	114	1	16.	—	1520	236
12352 Chattooga.....	880	—	378	472	12	80	7.	440	601	19	19.	—	1318	909
15243 Cherokee.....	1200	—	246	622	14	342	—	150	535	16	42.	—	760	223
17708 Clarke.....	801	—	118	773	4	114	—	199	672	4	34.	—	647	337
8568 Clay.....	213	—	47	270	—	116	—	81	271	3	26.	—	949	548
9508 Clayton.....	321	—	59	233	1	160	—	179	346	7	27.	—	481	310
6732 Clinch.....	186	—	141	285	—	23	—	203	290	3	—	—	1538	565
24964 Cobb.....	1021	—	220	1171	5	316	—	311	1156	39	70.	—	312	211
16139 Coffee.....	408	—	267	571	2	64	—	614	402	—	—	—	312	211
13253 Colquitt.....	304	—	2	189	5	138	4.	217	310	9	2.	—	502	662
10653 Columbia.....	84	—	62	446	3	236	—	42	215	7	4.	—	1052	120
24980 Coweta.....	673	—	160	1070	6	49	—	232	1063	1	6.	—	265	23
10368 Crawford.....	202	—	4	314	3	48	—	30	344	7	17.	—	—	—
4578 Crisp.....	575	1.	37	217	—	40	3.	78	235	9	21.	—	449	80
5442 Dawson.....	541	—	260	287	11	67	—	191	224	4	1.	—	1425	584
29154 DeKalb.....	511	—	182	985	9	130	—	260	1007	6	102.	—	1255	433
21112 Decatur.....	1827	—	213	759	10	343	—	216	756	27	46.	—	886	99
13975 Dodge.....	683	—	98	658	—	16	—	211	541	3	3.	—	421	52
26567 Dooley.....	300	—	107	986	3	118	—	3	720	104	22.	—	226	3
13679 Dougherty.....	307	—	45	475	—	—	—	29	360	3	—	—	762	594
8745 Douglas.....	519	—	133	230	3	278	—	300	345	16	77.	—	935	550
14828 Early.....	972	—	12	406	4	214	—	42	355	3	41.	—	310	23
3309 Echols.....	94	—	12	159	—	—	—	38	130	—	—	—	371	134
8334 Elberton.....	185	—	40	359	29	—	—	65	387	2	3.	—	1968	303
19729 Elbert.....	788	—	6	877	5	167	—	7	782	14	38.	—	1455	1177
21279 Emanuel.....	319	—	94	519	2	388	—	444	513	11	111.	—	653	63
1211 Fannin.....	700	—	653	456	5	48	7.	367	593	—	—	—	844	255
10114 Fayette.....	359	—	59	360	7	147	—	141	471	7	17.	—	1434	172
33113 Floyd.....	990	—	466	1692	6	192	22.	638	1450	16	31.	—	1005	1104
11550 Forsyth.....	1464	—	259	470	5	470	—	270	318	9	38.	—	4020	236
17700 Franklin.....	995	—	207	486	8	453	—	176	530	19	267.	—	1198	15
117363 Fulton.....	4957	—	1769	5377	39	345	22.	1676	5075	67	8.	—	318	395
10198 Gilmer.....	792	—	617	550	3	61	—	493	502	—	—	—	1468	475
4516 Glascock.....	186	—	11	117	3	290	—	62	157	14	10.	—	1091	433
14317 Glynn.....	360	—	316	501	5	32	—	254	674	4	6.	—	—	—
14119 Gordon.....	798	—	323	525	8	192	—	504	637	14	48.	—	—	—
16542 Grady.....	326	—	—	—	—	—	—	—	—	—	—	—	—	—
16542 Greene.....	533	—	201	451	6	252	—	303	493	12	7.	—	1245	1047
25585 Gwinnett.....	1400	—	132	1219	11	845	—	373	1052	33	200.	—	681	243
13604 Habersham.....	368	—	229	681	18	225	—	218	589	40	32.	—	1692	768
20752 Hall.....	806	—	190	1135	11	635	6.	262	880	33	31.	—	332	62
18277 Hancock.....	271	—	23	531	5	39	—	16	526	7	3.	—	758	748
11922 Haralson.....	754	3.	477	349	6	336	9.	696	453	16	67.	—	951	463
18009 Harris.....	540	—	80	689	4	91	—	422	636	5	47.	—	1062	856
14492 Hart.....	385	—	93	482	6	233	—	185	639	18	29.	—	620	113
11177 Heard.....	361	—	9	361	10	84	—	32	548	4	2.	—	2509	62
18002 Henry.....	462	—	64	464	14	259	—	378	639	1	51.	—	2222	1960
23411 Houston.....	437	—	78	768	3	19	—	81	798	6	4.	—	1041	610
13645 Iblew.....	851	—	342	658	17	82	—	583	700	17	2.	—	—	—
24039 Jackson.....	1087	—	496	983	6	1233	—	477	896	14	302.	—	—	—
15033 Jasper.....	410	—	50	613	—	58	—	32	630	5	6.	—	—	—
Jeff Davis.....	209	—	—	—	—	—	—	—	—	—	—	—	—	—
18212 Jefferson.....	318	—	121	378	10	433	—	128	394	14	9.	—	820	849
Jenkins.....	138	—	—	—	—	—	—	—	—	—	—	—	—	—
11400 Johnson.....	199	—	59	257	3	355	—	321	276	16	50.	—	308	29
13358 Jones.....	270	—	89	498	2	36	—	166	408	3	9.	—	1690	1141
2508 Laurens.....	418	—	390	878	4	272	—	395	942	14	152.	—	155	6
10344 Lee.....	185	—	73	297	—	12	—	149	269	3	2.	—	353	335
13093 Liberty.....	544	—	245	242	—	141	—	304	248	4	37.	—	246	631
7156 Lincoln.....	176	—	—	195	—	163	—	4	173	9	28.	—	778	535
20636 Lowndes.....	582	—	289	888	7	34	—	277	444	13	5.	—	—	—

Population.	Cook	Ehrhorn	Roosevelt	Parker	Swallow	Watson	Debs	McKinl	y. Bryn	Woolley	Barker	Candler	Hogan
7433 Lumpkin.....	612	253	525	—	53	—	308	410	3	—	—	691	170
14063 Macon.....	286	180	465	1	82	—	182	464	14	24	—	355	64
13224 Madison.....	438	49	733	5	154	—	66	754	5	9	—	1061	295
10080 Marion.....	240	51	247	1	154	—	116	280	2	31	—	751	594
9804 McDuffie.....	197	4	196	1	283	—	289	178	—	—	—	294	491
6537 McIntosh.....	137	190	144	—	2	—	211	259	12	18	—	230	61
23359 Meriwether.....	618	98	755	4	253	—	294	734	17	31	—	1454	789
6319 Miller.....	353	1	174	—	118	—	19	183	3	29	—	530	218
6763 Milton.....	501	25	263	1	118	—	116	308	8	55	—	735	474
14767 Mitchell.....	438	145	511	—	155	—	274	465	6	—	—	1063	218
20882 Monroe.....	655	36	462	4	163	—	92	810	—	8	—	813	287
16354 Montgomery.....	435	121	593	4	141	—	232	608	5	—	—	1139	475
15813 Morgan.....	585	67	512	21	44	—	222	484	6	15	—	1096	295
8623 Murray.....	820	252	270	—	86	—	360	361	5	73	—	750	423
29836 Muscogee.....	899	164	1522	3	6	29	272	1245	3	—	—	866	15
16734 Newton.....	493	354	928	7	73	—	294	730	5	18	—	908	182
8602 Oconee.....	283	99	198	7	245	—	148	251	13	83	—	448	513
17881 Oglethorpe.....	523	5	719	10	101	—	20	625	7	9	—	2227	141
12363 Paulding.....	463	341	402	—	479	—	609	496	4	215	—	1080	971
8641 Pickens.....	211	810	347	4	87	—	589	245	4	6	—	449	108
8100 Pierce.....	196	73	354	3	77	—	290	267	4	10	—	385	263
18761 Pike.....	805	92	662	—	214	—	168	759	14	20	—	1029	594
17356 Polk.....	623	689	653	—	174	—	1019	490	17	21	—	1294	628
18489 Pulaski.....	379	29	605	—	54	—	26	631	6	8	—	948	76
13436 Putnam.....	325	3	573	1	16	—	8	331	6	—	—	260	5
4701 Quitman.....	102	35	119	—	17	—	84	173	1	2	—	348	79
6285 Rabun.....	617	121	394	—	4	—	70	244	1	—	—	669	59
16847 Randolph.....	413	87	551	—	68	—	108	602	—	19	—	710	151
53735 Richmond.....	872	9	174	11	754	4	215	2045	13	29	—	1117	173
7515 Rockdale.....	326	133	434	2	124	—	184	393	2	52	—	641	377
5499 Schley.....	209	55	243	1	64	—	163	221	2	44	—	409	255
19253 Screven.....	128	25	430	2	210	—	376	488	10	133	—	1341	145
17619 Spalding.....	565	142	905	6	13	—	82	782	3	—	—	439	15
Stephens.....	242	1	—	—	—	—	—	—	—	—	—	—	—
15856 Stewart.....	350	155	429	—	50	—	170	471	4	7	—	573	90
25212 Sumter.....	647	159	918	1	41	—	216	780	2	8	—	672	116
12197 Talbot.....	266	74	484	1	26	—	107	405	1	11	—	397	55
7312 Taliaferro.....	273	184	377	1	130	—	100	216	13	60	—	484	418
20419 Tattnall.....	977	1	171	7	350	—	611	738	20	106	—	1459	1248
9846 Taylor.....	244	63	309	2	170	—	79	298	8	4	—	208	278
10083 Telfair.....	450	44	781	5	14	—	122	568	14	—	—	1271	43
19023 Terrell.....	522	77	690	1	67	—	213	679	9	25	—	555	93
31076 Thomas.....	570	374	862	9	357	—	432	1146	18	19	—	919	428
Tift.....	906	—	—	—	—	—	—	—	—	—	—	—	—
Toombs.....	186	—	—	—	—	—	—	—	—	—	—	—	—
4748 Towns.....	291	417	338	1	174	—	326	295	4	4	—	297	27
24002 Troup.....	725	20	891	8	220	—	60	837	4	29	—	514	91
Turner.....	275	—	—	—	—	—	—	—	—	—	—	—	—
8716 Twiggs.....	228	30	378	—	19	—	56	321	2	—	—	1556	80
8481 Union.....	640	466	419	6	114	—	377	417	4	25	—	592	185
13670 Upson.....	408	77	468	1	280	—	133	498	8	173	—	630	282
15991 Walker.....	733	1	512	3	71	—	566	752	11	43	—	887	163
20942 Walton.....	889	245	877	6	373	—	385	836	14	108	—	1610	848
13761 Ware.....	510	158	635	1	4	14	107	601	—	—	—	694	110
11463 Warren.....	178	75	230	6	221	—	230	317	11	73	—	394	415
28227 Washington.....	638	195	976	—	529	—	282	720	28	82	—	1786	1296
9449 Wayne.....	294	89	417	5	54	—	213	363	9	20	—	471	338
6918 Webster.....	183	53	165	—	35	—	66	204	—	1	—	447	75
5912 White.....	578	15	179	297	9	217	53	412	587	18	106	930	484
14569 Whitfield.....	1306	16	427	569	3	39	—	228	407	2	2	1265	90
11097 Wilcox.....	394	6	622	4	198	—	4	581	5	57	—	934	378
20896 Wilkes.....	488	—	37	539	2	90	—	184	422	5	10	735	475
11440 Wilkinson.....	254	—	272	5	241	—	430	590	22	20	—	990	244
18664 Worth.....	484	—	—	—	—	—	—	—	—	—	—	—	—

Total.....	77182	49	24003	83472	685	22635	197	35085	81700	1396	4584	118557	51580
Plurality.....	77133	—	—	53469	—	—	—	46965	—	—	—	68977	—
Per cent.....	99.93	07	18.33	63.72	52	17.28	15	28.54	66.56	1.14	3.74	69.68	30.32
Total vote.....	77231	—	—	130992	—	—	—	122715	—	—	—	170137	—

\*Vote for governor in 1906 not canvassed until February, 1907.

- FOR REPRESENTATIVES IN CONGRESS, 1906.
- The counties of McIntosh, Liberty, Bryan, Chatham, Tattnall, Bulloch, Effingham, Screven, Emanuel and Burke.  
C. G. Edwards, Dem.....4,964  
D. B. Rigdon, Rep.....429
  - The counties of Thomas, Decatur, Berrien, Colquitt, Worth, Mitchell, Miller, Baker, Early, Calhoun, Dougherty, Clay, Terrell, Randolph and Quitman.  
James M. Griggs, Dem.....3,425
  - The counties of Wilcox, Pulaski, Twiggs, Houston, Dooley, Lee, Sumter,

- Macon, Crawford, Taylor, Schley, Webster and Stewart.  
E. B. Lewis, Dem.....2,386
- The counties of Marion, Chattahoochee, Muscogee, Talbot, Harris, Meriwether, Troup, Coweta, Heard and Carroll.  
William C. Adamson, Dem.....2,705
- The counties of Johnson, Laurens, Dodge, Montgomery, Telfair, Irwin, Appling, Coffee, Pierce, Wayne, Glynn, Camden, Charlton, Ware, Clinch and Echols.  
L. F. Livingston, Dem.....3,030
- The counties of Baldwin, Jones, Bibb,

Monroe, Butts, Henry, Spalding, Pike and Upson.  
 C. L. Bartlett, Dem.....3,374  
 7. The counties of Cobb, Paulding, Haralson, Polk, Floyd, Barton, Gordon, Chattooga, Murray, Whitfield, Catoosa, Dade and Walker.  
 Gordon Lee, Dem.....3,132  
 8. The counties of Jasper, Putnam, Greene, Morgan, Oconee, Clarke, Oglethorpe, Wilkes, Madison, Elbert, Hart and Franklin.  
 William M. Howard, Dem.....2,246  
 9. The counties of Gwinnett, Milton, Jackson, Banks, Hall, Forsyth, Cherokee, Pickens, Gilmer, Habersham, White, Lumpkin, Dawson, Fannin, Union, Towns and Rabun.  
 Thomas M. Bell, Dem.....3,159  
 10. The counties of Wilkinson, Washington, Jefferson, Glascock, Hancock, Warren, Richmond, Columbia, Lincoln, McDuffie and Taliaferro.

T. W. Hardwick, Dem.....1,743  
 W. H. Fleming, Ind. Dem.....3  
 11. The counties of Walton, Newton, Rockdale, DeKalb, Fulton, Douglas, Campbell, Henry, Clayton and Fayette.  
 William G. Brantley, Dem.....2,748

LEGISLATURE.

	Senate.	House.	J. B.
Democrats .....	43	170	213
People's .....	2	2	2
Republicans .....	1	3	4

STATE OFFICERS.  
(All democrats.)

Governor—Hoke Smith.  
 Secretary—Philip Cook.  
 Comptroller—W. A. Wright.  
 Attorney-General—John C. Hart.  
 Treasurer—R. E. Park.  
 School Commissioner—W. B. Merritt.  
 Commissioner of Agriculture—T. G. Hudson.  
 Prison Commissioners—J. S. Turner, T. J. Eason and C. A. Evans.

HAWAII (Population in 1900, 154,001).

DISTRICT	DEL. 60TH CONG. 1906			DEL. 59TH CONG. 1904			DEL. 1902		
	Rep.	Dem.	H. Rule.	Rep.	Dem.	H. Rule.	Rep.	Dem.	H. Rule.
1. East Hawaii.....	265	139..	822	454	172..	809	592	989	589
2. West Hawaii.....	888	311 237..	626	367	313..	830	485	944	
3. Maui, Molokai, Lanai, Kahoolawe	1353	199 974..	1235	345	670..	909	945	985	
4. East Oahu.....	1768	1140 142..	2054	831	300..	2002	1022	1022	
5. West Oahu.....	1696	805 494..	1492	675	640..	1352	1352	1352	
6. Kauai and Niihau.....	621	147 195..	492	158	191..	606	335	335	
Total.....	7315	2867 2181..	6781	2830	2236..	6628	4698	4698	
Plurality.....	4418	..	3951	..	1960	..	1960	..	
Per cent.....	58.35	23.10 17.64..	56.99	23.87 19.14..	59.52	41.48	41.48	41.48	
Total vote.....	12363	..	11897	..	11326	..	11326	..	

LEGISLATURE.

	Senate.	House.	J. B.
Republicans .....	12	24	36
Democrats .....	3	6	9

TERRITORIAL OFFICERS.

Governor—George R. Carter, Rep.  
 Secretary—A. L. C. Atkinson, Rep.  
 Treasurer—A. J. Campbell, Rep.

IDAHO (Population in 1903, 183,738).

Population (in 1901)	GOVERNOR 1906				PRESIDENT 1904				GOVERNOR 1902			
	Rep.	Dem.	Soc. Pro.	Rep.	Dem.	Pro.	Soc. Pro.	Peo.	Dem.	Rep.	Soc.	
11559 Ada.....	2900	3116	206	208..	4536	1466	1614	318	42.	2105	3105	54
11702 Bannock.....	2373	1421	128	8..	2826	1063	3	22.	2..	1536	2011	61
10511 Bear Lake.....	1915	309	19	1..	1538	769	3	11.	..	1084	1199	1
10447 Bingham.....	2294	1411	266	33..	3192	890	22	365	15..	1484	2005	104
4174 Blaine.....	977	1056	111	18..	1225	775	11	140	22..	994	1334	44
7497 Boise.....	601	981	125	9..	1053	639	35	125	18..	781	727	21
3351 Canyon.....	2146	2750	251	180..	3172	1025	190	316	62..	1174	1849	94
2049 Cassia.....	1478	1164	159	26..	1105	445	5	59	9..	547	702	25
2286 Custer.....	294	743	39	4..	495	429	6	33	3..	614	401	14
2286 Elmore.....	404	754	124	7..	563	433	17	68	5..	596	368	16
12821 Fremont.....	481	1223	593	22..	3869	1278	11	313	11..	1768	2623	225
19221 Idaho.....	1750	1730	188	27..	2731	1381	33	304	19..	1868	1658	51
10216 Kootenai.....	2947	2858	856	108..	4165	1178	132	264	27..	1704	1894	166
13451 Latih.....	2596	1268	252	194..	3267	940	133	283	31..	1364	2163	217
3446 Lemhi.....	655	787	15	4..	786	544	6	28	34..	785	694	17
1784 Lincoln.....	631	764	156	6..	688	262	9	50	..	331	459	6
13748 Nez Perce.....	2953	2097	430	135..	3956	1636	160	448	20..	1738	2495	220
8363 Oacida.....	2892	385	79	15..	2339	906	..	75	..	1536	1856	20
3604 Owyhee.....	356	665	82	3..	663	393	9	118	22..	788	589	12
11950 Shoshone.....	1947	2162	445	16..	3695	116	23	748	7..	2260	2702	163
6882 Washington.....	906	1922	233	19..	1894	931	36	256	4..	1224	1346	36
Total.....	38386	29496	4650	1037..	47789	18480	1013	4949	353..	26021	31874	1567
Plurality.....	8890	..	..	29309	..	..	..	..	..	..	5853	..
Per cent.....	52.18	40.09	6.32	1.41..	65.84	25.46	1.40	6.82	.48..	43.18	52.89	2.61
Total vote.....	73569	..	..	..	72584	..	..	..	..	..	60257	..

FOR REPRESENTATIVE IN CONGRESS, 1906.

Burton L. French, Rep.....42,134  
 Murry R. Hattabaugh, Dem.....23,818  
 Edward L. Rigg, Soc.....4,834  
 Charles A. Montandon, Pro.....1,129

LEGISLATURE.

	Senate.	House.	J. B.
Republicans .....	15	39	54
Democrats .....	6	12	18

STATE OFFICERS.

Governor—Frank R. Gooding, Rep.  
 Lieutenant-Governor—Ezra A. Burrell, Rep.  
 Secretary of State—Robert Lansdon, Rep.  
 State Auditor—Robert S. Bragaw, Rep.  
 State Treasurer—Charles A. Hastings, Rep.  
 Attorney-General—John J. Guheen, Rep.  
 Sup' Public Instruction—S. Belle Chamberlain, Rep.  
 Inspector of Mines—Robert N. Bell, Rep.

ILLINOIS (Population in 1903, 5,117,036).

Population in 1900.	COUNTIES. (102)	TREASURER 1906					PRESIDENT 1904						
		Rep.	Dem.	Pro. Soc.	S. L.	Rep.	Dem.	Pro. Soc.	S. L.	Pco. Cont.			
67053	Adams.....	5144	5945	545	329	53.	7277	6149	402	923	43	28	12
19684	Alexander.....	2 09	1060	66	47	22.	3203	1686	67	103	1	4	11
16078	Bord.....	1633	1185	420	35	4.	2055	1210	333	70	4	7	—
15791	Boone.....	784	80	214	21	—.	3036	302	129	109	2	2	—
11557	Brown.....	532	1217	144	7	2.	934	1311	120	21	1	32	1
41112	Bureau.....	2873	1147	806	260	35.	5824	1917	482	632	41	36	13
6917	Calhoun.....	686	823	132	11	3.	730	815	154	1	—	3	—
18963	Carroll.....	2162	54	131	87	4.	3128	691	170	97	3	3	—
17222	Cass.....	1095	1554	531	33	6.	1827	1906	120	12	7	27	5
47622	Champaign.....	4248	3690	1295	18	15.	6854	3754	545	71	8	35	15
32790	Christian.....	2013	2656	2303	201	23.	3856	3297	406	238	8	34	7
24033	Clark.....	2063	1901	884	20	8.	2886	2271	258	22	1	36	2
19553	Clay.....	2063	1638	371	44	8.	2408	1985	119	19	1	41	4
19824	Clinton.....	1632	2233	215	130	135.	1448	2153	86	165	34	9	1
34146	Coles.....	3514	3096	728	74	17.	4901	3135	270	169	19	23	11
1838735	Cook.....	15,8048	83772	6061	30414	1550.	229,848	103,672	52,904	47,743	2660	3823	319
19240	Crawford.....	1997	1792	309	9	4.	2946	1850	245	11	1	18	4
16124	Cumberland.....	1045	1224	983	22	10.	1857	1644	157	6	2	15	4
31756	DeKalb.....	2911	478	426	78	20.	5957	1137	355	191	21	24	8
18972	DeWitt.....	1637	1641	1063	29	14.	2771	1872	228	49	5	25	2
19097	Douglas.....	1390	977	1435	11	9.	2518	1685	357	19	3	5	8
28196	DuPage.....	2872	814	495	52	15.	4078	1407	352	126	9	17	2
28273	Edgar.....	3071	2865	983	25	7.	3753	3443	196	42	1	16	6
10345	Edwardsville.....	867	303	877	17	6.	1610	545	170	15	2	1	—
20465	Effingham.....	1343	2140	224	26	4.	1893	2303	141	30	3	21	4
28085	Fayette.....	7404	2592	1018	35	16.	3235	2650	313	27	7	44	8
18359	Ford.....	1703	699	405	20	8.	2636	926	164	41	—	12	3
19675	Franklin.....	1912	1805	406	31	6.	2077	1801	218	38	3	9	5
46201	Fulton.....	3831	3423	1356	437	47.	6373	3791	496	496	30	76	11
15836	Gallatin.....	998	1262	603	8	2.	1401	1540	170	3	1	13	6
23402	Greene.....	700	1428	954	13	7.	1959	2649	229	15	6	19	3
24136	Grundy.....	2360	671	197	107	43.	3448	841	167	384	28	67	10
20197	Hamilton.....	979	969	1515	25	3.	1894	2049	160	28	5	9	4
32215	Hancock.....	2897	3073	829	44	14.	3887	3456	338	85	7	26	4
7448	Hardin.....	710	652	61	2	1.	756	642	129	7	—	5	1
10836	Henderson.....	1200	562	182	11	5.	1668	708	139	16	2	6	1
40049	Henry.....	4247	2124	483	166	28.	7331	1390	429	574	50	56	8
38014	Iroquois.....	3266	1823	616	96	20.	5067	2376	457	164	13	38	—
33871	Jackson.....	2759	1812	1011	118	41.	3384	2350	468	246	25	8	5
20160	Jasper.....	1453	1744	425	11	4.	1889	2024	230	6	—	27	3
28133	Jefferson.....	2822	2671	468	42	12.	3063	2462	286	41	5	98	12
14612	Jersey.....	1239	1585	149	10	5.	1531	1718	116	5	1	2	12
24533	Jo Daviess.....	2699	1845	153	73	7.	3888	1588	191	171	7	10	3
15637	Johnson.....	1069	569	938	17	4.	2164	980	112	28	19	18	—
78792	Kane.....	7176	2233	1052	288	58.	12938	2799	511	657	45	51	7
37154	Kankakee.....	4335	1326	354	177	31.	6162	1652	216	168	10	14	2
11467	Kendall.....	1316	195	228	12	5.	2120	423	129	12	1	3	1
43612	Knox.....	4089	1080	605	200	25.	7566	1849	337	411	13	63	8
34504	Lake.....	4139	940	296	89	32.	6835	1582	172	132	24	40	15
87776	LaSalle.....	8073	6008	555	503	54.	11967	5628	389	940	80	77	14
16523	Lawrence.....	1337	1388	813	21	4.	1969	1712	193	4	1	6	3
28994	Lee.....	3345	1903	482	23	7.	4634	1604	243	76	5	25	5
42035	Livingston.....	3336	1716	1070	79	29.	6018	2785	497	123	6	26	19
28680	Logan.....	2345	2530	1055	103	33.	3626	3005	243	156	22	24	—
44003	Macon.....	3968	2937	1239	118	13.	6284	2952	371	346	19	31	5
42256	Macoupin.....	3631	3945	1174	265	57.	4796	4336	468	427	41	191	13
64994	Madison.....	6427	3943	1157	811	109.	9069	5429	306	993	97	24	3
30446	Marion.....	2818	2092	768	149	27.	3190	2490	522	261	27	254	7
16370	Marshall.....	1573	1607	312	54	9.	2190	1545	86	82	1	9	—
17491	Mason.....	890	1416	822	26	7.	1798	1806	294	60	13	18	3
13110	Massac.....	1124	291	326	—	1.	2078	589	103	1	3	5	2
28412	McDonough.....	3224	2716	710	49	6.	4041	2730	426	64	1	32	5
23759	McHenry.....	2651	370	214	32	41.	5409	1309	223	41	4	15	5
67843	McLean.....	4225	3414	3521	177	40.	8772	4149	1114	846	47	24	3
14336	Menard.....	1000	1186	1016	26	11.	1705	1506	166	16	6	4	4
20045	Mercer.....	1859	1039	422	52	7.	3230	1386	249	144	19	46	1
13847	Monroe.....	1518	1408	69	2	3.	1622	1440	23	2	3	10	—
30836	Montgomery.....	2555	2677	1483	116	20.	3489	3181	369	194	10	25	4
35006	Morgan.....	1636	1969	4133	127	30.	4248	3343	385	156	36	53	4
15224	Moultrie.....	957	1052	982	28	8.	1719	1470	176	7	2	22	1
29129	Ogle.....	3692	1140	600	23	5.	5109	1209	418	45	3	15	—
88908	Peoria.....	7450	5535	692	495	61.	11868	5697	308	1075	111	69	12
18830	Perry.....	1745	1303	840	64	39.	2451	1466	416	221	70	22	4
17706	Piatt.....	1683	978	449	14	2.	2515	1334	97	10	5	14	—
31595	Pike.....	2279	2735	811	113	15.	3007	3112	351	185	11	95	2
13585	Pope.....	1131	412	165	4	1.	1744	676	99	2	—	20	1
14554	Pulaski.....	1564	417	109	11	2.	2180	792	94	10	2	4	—
4746	Putnam.....	563	345	72	37	9.	753	355	57	8	—	5	—
28001	Randolph.....	2626	2325	354	46	10.	3238	2518	296	122	11	17	5
16391	Richland.....	1166	1284	907	57	6.	1778	1604	222	67	4	11	3

ELECTION RETURNS.

299

Population.	Smulsk	L.Piotr	'ski	Allin	McD'm	t.Francis	Roosevelt	Parker	Swallow	Debs	Corregan	Wat	Hol
55249 Rock Island.....	5771	2768	544	842	107..	8152	2155	205	2422	146	59	3	
21685 Saline.....	2071	1615	688	36	12..	2735	1758	281	29	1	44	6	
71583 Sangamon.....	4848	6064	7707	363	125..	10638	7571	818	637	89	130	23	
16129 Schuyler.....	1198	1481	610	12	4..	1636	1682	262	12	1	19	1	
10455 Scott.....	796	1055	633	15	12..	1163	1236	110	-8	3	38	-	
32126 Shelby.....	1667	2492	2198	65	13..	3230	2962	568	39	5	93	1	
10186 Stark.....	1135	503	151	24	-.	1764	574	96	27	2	11	1	
86685 St. Clair.....	9073	6124	1910	589	233..	11926	8200	288	788	317	34	8	
34983 Stephenson.....	3667	3175	293	73	13..	4876	3275	277	193	14	13	3	
33221 Tazewell.....	2828	3016	868	108	14..	4051	3255	278	108	22	10	5	
22610 Union.....	1102	1463	276	7	1..	1537	1967	345	21	5	8	4	
65666 Vermillion.....	6924	1921	1906	496	67..	11179	3620	1122	761	31	42	7	
12583 Wabash.....	1138	1255	514	16	19..	1298	1300	288	16	1	7	2	
23163 Warren.....	2489	1802	766	104	7..	3563	1559	334	316	13	18	5	
19526 Washington.....	2002	1877	293	80	15..	2374	1504	190	116	8	9	2	
27626 Wayne.....	1829	1643	1745	33	15..	3078	2416	288	18	5	35	8	
25386 White.....	1673	1830	1409	25	7..	2515	2774	215	49	2	7	4	
34710 Whiteside.....	2985	922	406	49	9..	5636	1546	532	149	16	36	4	
74764 Will.....	7553	3532	604	402	40..	10001	3191	212	1199	84	303	15	
27796 Williamson.....	2755	1892	1036	202	44..	4044	1996	396	363	32	21	7	
47845 Winnebago.....	3380	757	736	502	53..	8143	1177	825	666	38	37	1	
21822 Woodford.....	1706	1911	469	45	17..	2371	1908	237	79	21	12	4	
Total.....	417544	271984	89293	42005	3757..	632645	327606	34770	69225	4698	6725	830	
Plurality ..	145360					305039							
Per cent.....	50.64	32.98	10.83	5.09	.46..	58.77	30.43	3.23	6.43	.44	.62	.08	
Total vote.....	824583					1076499							

VOTE FOR UNIVERSITY TRUSTEES, 1906.

Carrie T. Alexander,* Rep.....	434,052
Frederick L. Hatch,* Rep.....	431,275
Alexander McLean,* Rep.....	436,987
Lewis L. Lehman,*† Rep.....	434,555
Anna E. Nichols, Dem.....	298,563
Fred. B. Merrillis, Dem.....	296,363
John S. Cuneo, Dem.....	294,231
J. D. Miller, Dem.....	304,666
Eva Munson Smith, Pro.....	30,366
Eva M. Shontz, Pro.....	30,128
Finis Idleman, Pro.....	29,494
Gertrude B. Hunt, Soc.....	40,202
Corinne S. Brown, Soc.....	40,093
A. M. Simons, Soc.....	39,844
Tobias M. Davis, Soc. Lab.....	2,931
Walter Goss, Soc. Lab.....	2,740
Frank Ahlberg, Soc. Lab.....	2,774

\*Elected. †To fill vacancy.

FOR REPRESENTATIVES IN CONGRESS, 1906.

1. First and 2d wards, that part of the 3d ward east of Stewart avenue, that part of the 4th ward east of Halsted street and that part of the 6th ward north of 43d street, all in Chicago.  
 Martin B. Madden, Rep.....17,015  
 Martin Emerich, Dem.....10,015  
 Amasa Orelup, Pro.....251  
 J. H. Greer, Soc.....1,402
2. That part of the 6th ward south of 43d street and the 7th, 8th and 33d wards of Chicago.  
 James R. Mann, Rep.....20,660  
 Herbert J. Friedman, Dem.....8,565  
 Peter J. Peterson, Prog. A.....315  
 Bernard Berlyn, Soc.....3,882
3. The towns of Lemont, Palos, Worth, Orland, Bremen, Thornton, Rich, Bloom and Calumet, in Cook county; that part of the 29th ward south of 51st street, that part of the 30th ward south of 51st street and the 31st and 32d wards of Chicago.  
 William W. Wilson, Rep.....14,130  
 Paul A. Dratz, Dem.....6,569  
 Jonathan Petet, Pro.....530  
 James A. Prout, Soc.....2,457  
 Willis C. Stone, Ind. L.....475
4. That part of the 3d ward west of Stewart avenue, that part of the 4th ward west

of Halsted street, the 5th ward, that part of the 11th ward south of 22d street, that part of the 12th ward south of 22d street, that part of the 29th ward north of 51st street and that part of the 30th ward north of 51st street, all in Chicago.

- |                              |       |
|------------------------------|-------|
| Charles S. Wharton, Rep..... | 8,377 |
| James T. McDermott, Dem..... | 9,997 |
| James R. Clegg, Pro.....     | 192   |
| James McCarthy, Soc.....     | 2,859 |

5. The 9th and 10th wards, that part of the 11th ward north of 22d street and that part of the 12th ward north of 22d street, in Chicago.

- |                            |       |
|----------------------------|-------|
| Anthony Michalek, Rep..... | 8,634 |
| Adolph J. Sabath, Dem..... | 9,545 |
| Carl C. Graf, Pro.....     | 177   |
| Joseph Kral, Soc.....      | 2,373 |

6. The towns of Proviso, Cicero, Riverside, Stickney and Lyons, in Cook county; the 13th, 20th and 34th wards and that part of the 35th ward south of the Chicago & Northwestern railway right of way, in Chicago.

- |                             |        |
|-----------------------------|--------|
| William Lorimer, Rep.....   | 18,153 |
| Edmund J. Stack, Dem.....   | 10,734 |
| Edward E. Blake, Pro.....   | 1,794  |
| Walter E. Huggins, Soc..... | 2,082  |

7. The towns of Hanover, Schaumberg, Elk Grove, Malne, Leyden, Barrington, Palatine, Wheeling and Norwood Park, in Cook county; the 14th ward, that part of the 15th ward west of Robey street, the 27th and 28th wards and that part of the 35th ward north of the Chicago & Northwestern railway right of way, in Chicago.

- |                           |        |
|---------------------------|--------|
| Phillip Knopf, Rep.....   | 18,595 |
| Frank Buchanan, Dem.....  | 11,383 |
| E. H. Parkinson, Pro..... | 714    |
| George Koop, Soc.....     | 5,587  |

- 8: That part of the 15th ward east of Robey street and the 16th, 17th, 18th and 19th wards of Chicago.

- |                             |        |
|-----------------------------|--------|
| Charles McGavin, Rep.....   | 11,421 |
| Stanley H. Kunz, Dem.....   | 11,336 |
| James B. Smiley, Soc.....   | 2,664  |
| Abraham Priess, Ind. L..... | 3,128  |

9. The 21st and 22d wards, that part of the 23d ward east of Halsted street and that

part of the 25th ward south of Graceland avenue, in Chicago.	
Henry S. Boutell, Rep.....	15,316
Arthur J. Donoghue, Dem.....	8,504
William A. Aldrich, Pro.....	247
Charles L. Breckon, Soc.....	2,592
John M. Vail, Ind. L.....	3,607
10. That part of the 23d ward west of Halsted street, the 24th ward, that part of the 25th ward north of Graceland avenue and the 26th ward, in Chicago; also the towns of Evanston, Niles, New Trier and Northfield, in county of Cook, and Lake county.	
George E. Foss, Rep.....	18,886
Charles L. Young, Dem.....	7,598
Malcolm C. Harper, Pro.....	862
Lewis W. Hardy, Soc.....	2,777
11. Counties of DuPage, Kane, McHenry and Will.	
Howard M. Snapp, Rep.....	18,569
Benjamin P. Alschuler, Dem.....	9,104
George McGinnis, Pro.....	2,201
James H. Brower, Soc.....	730
12. Counties of Boone, DeKalb, Grundy, Kendall, LaSalle and Winnebago.	
Charles E. Fuller, Rep.....	19,463
Victor I. Clark, Pro.....	1,712
A. A. Patterson, Soc.....	1,224
13. Counties of Carroll, Jo Davless, Lee, Ogle, Stephenson and Whiteside.	
Frank O. Lowden, Rep.....	16,590
James P. Wilson, Dem.....	14,747
Charles L. Logan, Pro.....	794
E. I. Rubendall, Soc.....	271
F. O. Lowden, Rep. (to fill vacancy).....	1,703
J. P. Wilson, Dem. (to fill vacancy).....	538
14. Counties of Hancock, Henderson, McDonough, Mercer, Rock Island and Warren.	
James McKinney, Rep.....	18,583
D. W. Matthews, Dem.....	12,978
James L. Elam, Pro.....	1,236
John C. Gibson, Soc.....	1,056
Allen H. Mertz, Ind.....	149
15. Counties of Adams, Fulton, Henry, Knox and Schuyler.	
George W. Prince, Rep.....	19,975
Hiram N. Wheeler, Dem.....	14,191
R. V. Meigs, Pro.....	1,680
Sam Jessup, Soc.....	1,020
16. Counties of Bureau, Marshall, Peoria, Putnam, Stark and Tazewell.	
Joseph V. Graff, Rep.....	16,983
Louis F. Meek, Dem.....	13,876
C. E. Stebbins, Pro.....	1,966
Rudolf Pfeiffer, Soc.....	918
17. Counties of Ford, Livingston, Logan, McLean and Woodford.	
John A. Sterling, Rep.....	16,804
L. W. MacNeil, Dem.....	11,377
James H. Burrows, Pro.....	1,927
18. Counties of Clark, Cumberland, Edgar, Iroquois, Kankakee and Vermillion.	
Joseph G. Cannon, Rep.....	22,804
Charles G. Taylor, Dem.....	12,777
Ernest G. Shouse, Pro.....	1,897
John H. Walker, Soc.....	1,551
19. Counties of Champaign, Coles, DeWitt, Douglas, Macon, Moultrie, Shelby and Platt.	
William B. McKinley, Rep.....	23,662
John W. Yantis, Dem.....	19,247
James L. Thompson, Pro.....	1,965
20. Counties of Brown, Calhoun, Cass, Greene, Jersey, Mason, Menard, Morgan, Pike and Scott.	
Jacob G. Pope, Rep.....	14,645
Henry T. Rainey, Dem.....	19,578
Jay J. Dugan, Pro.....	1,119
Thomas A. Wakely, Soc.....	1,397
21. Counties of Christian, Macoupin, Montgomery and Sangamon.	
Zeno J. Rives, Rep.....	17,396
Ben. F. Caldwell, Dem.....	22,429
S. K. Wheatlake, Pro.....	1,346
John Poppinghaus, Soc.....	726
22. Counties of Bond, Madison, Monroe, St. Clair and Washington.	
William A. Rodenberg, Rep.....	23,138
James J. McInerney, Dem.....	15,371
S. D. McKenny, Pro.....	1,228
Thomas H. Arey, Soc.....	1,448
23. Counties of Clinton, Crawford, Effingham, Fayette, Jasper, Jefferson, Lawrence, Marion, Richland and Wabash.	
Frank S. Dickson, Rep.....	20,361
Martin D. Foster, Dem.....	21,680
George B. Murray, Pro.....	1,384
F. M. Riley, Soc.....	378
24. Counties of Clay, Edwards, Gallatin, Hamilton, Hardin, Johnson, Massac, Pope, Saline, Wayne and White.	
Pleasant T. Chapman, Rep.....	18,020
James R. Williams, Dem.....	16,241
George R. Leach, Pro.....	952
25. Counties of Alexander, Franklin, Jackson, Perry, Pulaski, Randolph, Union and Williamson.	
George W. Smith, Rep.....	17,835
James M. Joplin, Dem.....	14,240
Robert H. Robertson, Pro.....	1,411
C. E. Ingraham, Soc.....	394
VOTE FOR STATE SUPERINTENDENT OF PUBLIC INSTRUCTION, 1906.	
Francis G. Blair, Rep.....	436,325
Caroline Grote, Dem.....	299,212
A. L. Whitcomb, Pro.....	25,039
May Wood Simons, Soc.....	40,023
Philip Veal, Soc. Lab.....	3,059
PROPOSITION SUBMITTED.	
Shall the canal commissioners of the Illinois and Michigan canal be authorized and directed to sell at public vendue that part and portion of the Illinois and Michigan canal and the ninety-foot strip on each side thereof described in the joint resolution of the 4th general assembly, adopted May 6, 1905, under the conditions and in conformity with the requirements set forth in said resolution? Yes, 299,885; no, 261,716.	
VOTE FOR STATE OFFICERS, 1904.	
Governor—	
Charles S. Deneen, Rep.....	634,029
Lawrence B. Stringer, Dem.....	334,880
Robert H. Patton, Pro.....	35,390
John Collins, Soc.....	59,062
James Hogan, Peo.....	4,361
Philip Veal, S. L.....	4,379
Andrew G. Specht, Cont.....	780
Lieutenant-Governor—	
Lawrence Y. Sherman, Rep.....	628,774
Thomas F. Ferns, Dem.....	332,134
Marion Gallup, Pro.....	34,768
James H. Brower, Soc.....	62,333
William Hess, Peo.....	4,671
Carl Koehlln, S. L.....	4,511
William B. Kerney, Cont.....	771
Secretary of State—	
James A. Rose, Rep.....	625,308
Frank E. Dooling, Dem.....	332,134
George W. Woolsey, Pro.....	34,803
Peyton Boswell, Soc.....	62,587
N. G. Huff, Peo.....	4,830
James Lewis, S. L.....	4,564
Robert C. Coy, Cont.....	784
Auditor—	
James S. McCullough, Rep.....	624,408



ELECTION RETURNS.

301

Reuben E. Spangler, Dem.....	333,175	E. S. Nethercut, Pro.....	43,067
Frank P. Joy, Pro.....	34,825	Marie C. Brehm, Pro.....	42,725
Albert Eisemann, Soc.....	62,875	Luce B. Tyng, Pro.....	43,067
C. A. Johnson, S. L.....	4,517	Gertrude B. Hunt, Soc.....	63,134
M. W. Greer, Peo.....	4,705	May Wood Simons, Soc.....	62,975
Edward Cheeney, Cont.....	784	W. S. Dalton, Soc.....	62,975
Attorney-General—		Marla Mollberg, S. L.....	4,496
William H. Stead, Rep.....	622,807	Olive M. Johnson, S. L.....	4,519
Albert Watson, Dem.....	334,378	Walter Goss, S. L.....	4,454
E. W. Chafin, Pro.....	34,973	Wesley G. Gullett, Peo.....	4,610
Sam Block, Soc.....	62,765	John Tate, Peo.....	4,653
William Jochum, S. L.....	4,513	Laura Power, Peo.....	4,603
H. M. Brooks, Peo.....	4,645	Daniel L. Latimer, Cont.....	768
D. W. Proctor, Cont.....	807	F. F. Beth, Cont.....	794
University Trustees—		H. G. Zimmermann, Cont.....	790
Mary E. Busey,* Rep.....	614,446	*Elected.	
Charles Davison,* Rep.....	615,637		
William L. Abbott,* Rep.....	618,197	LEGISLATURE.	
Fred B. Merrills, Dem.....	336,655	Senate.	House. J. B.
T. C. Loehr, Dem.....	334,653	Republicans.....	44 89 133
Hannah G. Solomon, Dem.....	341,389	Democrats.....	7 61 68
		Prohibitionists.....	— 3 3

INDIANA (Population in 1903, 2,614,223).

Populaton in 1900.	COUNTIES. (92)	—(SECRETARY OF STATE 1906)—					—PRESIDENT 1904—						
		Dem.	Rep.	Pro.	Peo.	S. L.	Rep.	Dem.	Pro.	Peo.	S. L.		
22232	Adams.....	2626	1422	137	6	5	2.	1967	2973	223	12	9	3
77270	Allen.....	9469	7974	337	15	396	71.	10261	9250	276	44	470	66
24594	Bartholomew.....	3005	3139	139	7	84	8..	3510	3038	138	8	98	10
13123	Benton.....	1409	1721	135	2	3	..	2098	1470	132	5	1	1
17213	Blackford.....	1899	1712	184	4	34	2..	2521	2058	260	22	37	8
26321	Boone.....	3204	3138	262	37	14	6..	3633	3263	227	92	19	3
9727	Brown.....	899	573	74	5	5	3..	760	1157	93	13	7	4
19953	Carroll.....	2299	2456	195	4	34	3..	2671	2420	220	19	14	2
34545	Cass.....	4337	4333	370	23	22	17.	5282	4357	389	44	52	17
31835	Clark.....	3326	3080	92	5	46	6..	3644	3587	85	8	138	11
34285	Clay.....	3430	3289	135	20	172	41..	4005	3565	225	54	432	61
28202	Clinton.....	2828	3567	316	10	47	11..	4053	3112	338	65	56	9
13746	Crawford.....	1427	1276	224	3	16	3..	1470	1509	200	9	6	2
20914	Daviess.....	2768	3250	155	69	99	26..	3682	2802	169	134	148	16
22194	Dearborn.....	2689	1854	102	1	20	4..	2588	3264	101	3	62	2
19518	Decatur.....	1982	2622	178	3	33	3..	3178	2341	153	10	41	5
25711	Dekalb.....	2787	2752	317	12	69	12.	3416	2827	343	67	154	29
49624	Delaware.....	3815	6264	424	31	107	23..	8522	3673	784	35	362	74
20357	Dubois.....	2636	1363	48	5	4	2..	1413	3119	47	7	5	1
45052	Elkhart.....	3751	5069	628	3	315	72..	6548	4023	721	21	472	52
13005	Fayette.....	1277	2007	111	2	90	15..	2414	1487	141	3	107	9
30118	Floyd.....	3121	2983	123	7	158	26..	3666	3421	108	14	235	23
21446	Fountain.....	2474	2660	163	14	35	5..	3060	2560	183	56	14	3
16388	Franklin.....	2205	1474	77	—	11	1..	1757	2501	87	3	3	2
17453	Fulton.....	2108	2287	179	2	22	2..	2394	2182	184	7	17	2
30099	Gibson.....	2909	3393	250	—	46	—.	3871	3221	331	29	91	7
54393	Grant.....	4591	5710	1193	12	167	49..	9550	4668	1760	35	281	94
28530	Greene.....	3492	4087	89	28	377	61..	4698	3559	118	54	377	37
29144	Hamilton.....	1833	3502	523	5	27	8..	4832	2469	267	22	16	4
19189	Hancock.....	2656	2290	193	4	13	18..	2633	2806	212	16	4	2
21702	Harrison.....	2064	2214	193	6	31	—.	2544	2530	151	15	44	6
21292	Hendricks.....	1817	2781	185	1	6	2..	3454	2164	215	18	5	2
25088	Henry.....	1824	3371	308	35	31	7..	4391	2482	408	22	17	4
28575	Howard.....	2074	3410	575	12	211	42..	5014	2098	803	43	211	22
28901	Huntington.....	3265	3715	491	7	198	25..	4385	3290	436	11	207	21
26333	Jackson.....	2703	1984	137	6	12	6..	2775	3467	187	14	15	4
14292	Jasper.....	991	1427	94	3	4	5..	2137	1311	151	12	4	3
26818	Jay.....	3053	3090	488	6	16	1..	3612	2702	622	26	9	4
22913	Jefferson.....	1997	2657	212	2	44	11..	3195	2542	200	13	50	6
15757	Jennings.....	1528	1806	86	2	8	3..	2139	1688	93	16	5	1
20223	Johnson.....	2598	2177	283	9	8	2..	2574	2882	300	24	10	2
32746	Knox.....	4015	3581	334	36	120	4..	4278	4093	265	59	200	28
29109	Kosciusko.....	3042	3646	235	6	13	13..	4550	2913	348	16	15	19
15284	Lagrange.....	855	1881	183	3	13	—.	2461	1100	224	9	—	2
37892	Lake.....	3514	4505	111	16	156	61..	6429	2933	115	49	386	116
38386	Laporte.....	4619	4569	156	7	74	8..	5952	4472	136	27	89	13
25729	Lawrence.....	2340	3180	92	4	74	8..	3924	2672	97	11	58	12
70470	Madison.....	6920	6183	623	24	692	53..	9697	6681	805	43	822	26
197227	Marion.....	22223	28185	1076	103	751	268..	35103	22336	1061	99	1067	297
25119	Marshall.....	2877	2476	244	11	30	10..	3001	2878	230	56	32	5
14711	Martin.....	1552	1559	43	7	2	—.	1809	1574	55	17	9	1
28844	Miami.....	3420	3456	284	21	112	29..	4124	3905	388	32	157	21
20873	Monroe.....	2316	2809	81	7	12	3..	3042	2286	98	17	6	2
29388	Montgomery.....	3628	3583	428	14	31	5..	4647	3747	297	40	19	1
20457	Morgan.....	2971	2854	194	5	28	7..	3119	2428	166	9	37	4
10448	Newton.....	988	1411	74	3	6	4..	1803	951	123	10	8	3
23533	Noble.....	2807	3140	132	5	18	2..	3683	2785	127	16	15	2

Population.	Cox.	Sims.	Crim.	Clark.	Sweet'l.	D. Bernine.	Roosevelt.	Parker.	Swall'w.	Watson.	Debs.	Corrigan.
4724 Ohio.....	634	570	29	—	6	1..	662	584	34	—	6	—
16854 Orange.....	1595	2111	90	3	18	3..	2458	1888	80	3	19	1
15149 Owen.....	1655	1546	104	8	33	5..	1721	1841	95	26	35	2
23000 Parke.....	1933	2686	468	6	68	13..	3468	2176	464	15	115	12
18778 Perry.....	2114	1856	31	1	22	3..	2105	2142	29	4	23	3
20486 Pike.....	2132	2230	79	11	36	7..	2596	2224	113	20	57	1
19175 Porter.....	1121	2247	74	4	45	5..	3162	1437	72	17	70	5
22333 Posey.....	2620	2318	184	14	42	7..	2419	2825	124	25	57	8
14033 Pulaski.....	1586	1448	146	8	12	—	1729	1648	155	12	10	3
21478 Putnam.....	2704	2208	147	14	28	1..	2586	3005	176	35	27	1
28653 Randolph.....	1951	3987	417	7	62	7..	5139	1924	495	21	34	2
19881 Ripley.....	2350	2476	107	8	44	6..	2850	2457	78	8	52	5
20148 Rush.....	2271	2686	222	2	18	2..	3082	2393	225	13	10	2
8307 Scott.....	1045	868	45	2	—	—	953	1090	68	11	3	—
26491 Shelby.....	3644	3163	328	7	27	5..	3960	3550	294	54	22	12
22407 Spencer.....	2352	2648	86	4	14	5..	3017	2495	85	6	26	3
10431 Starke.....	1048	1271	39	2	30	5..	1523	1134	46	2	87	4
15219 Steuben.....	1142	2156	179	8	17	4..	2864	1280	150	12	12	3
58881 St. Joseph.....	7500	8065	262	—	236	—	11166	5967	311	36	318	56
29005 Sullivan.....	3557	2077	301	13	99	27..	3076	3641	314	33	200	31
11840 Switzerland.....	1468	1281	62	3	12	2..	1461	1554	46	5	11	—
38659 Tippecanoe.....	3928	5123	268	6	68	23..	6581	4031	261	51	86	10
19116 Tipton.....	2137	2323	265	10	11	2..	2654	2279	233	51	13	—
6748 Union.....	686	984	65	—	14	—	1156	758	86	7	3	—
71769 Vanderburg.....	5536	7837	124	32	633	92..	8624	6884	268	53	1780	86
15252 Vermillion.....	1289	2131	183	5	225	18..	2724	1437	238	29	141	18
62035 Vigo.....	7104	7576	259	14	284	86..	10327	6025	349	138	814	79
28235 Wabash.....	2649	3305	362	5	97	13..	4516	2381	453	11	207	29
11327 Warren.....	786	1775	90	2	1	3..	2208	964	113	16	2	1
22329 Warrick.....	2423	2339	175	7	81	15..	2796	2485	116	10	130	4
19409 Washington.....	2189	1769	175	6	5	3..	2094	2364	132	18	7	2
38970 Wayne.....	2689	4812	229	2	281	52..	7330	3116	320	17	280	20
23449 Wells.....	2860	2014	433	11	48	3..	2565	3127	490	36	74	4
19138 White.....	1945	2255	218	5	13	3..	2679	2036	228	16	31	3
17328 Whitley.....	2200	2193	135	3	9	3..	2359	2281	140	18	15	2
Total.....	263526	294351	20785	972	7824	1586..	368289	274345	23496	2444	12013	1588
Plurality.....		30825					36944					
Per cent.....	44.72	49.95	3.53	.18	.28	1.33..	53.99	40.22	3.44	.36	1.76	.23
Total vote.....							589344					

FOR REPRESENTATIVES IN CONGRESS, 1906.

1. The counties of Gibson, Pike, Posey, Spencer, Vanderburg and Warrick. G. V. Menzies, Dem.....18,959 John H. Foster, Rep.....20,278 Thos. H. Riggs, Pro.....604 Strong, Soc.....737
2. The counties of Daviess, Greene, Knox, Lawrence, Martin, Monroe, Owen and Sullivan. John C. Chaney, Rep.....22,299 Cyrus E. Davis, Dem.....21,889 W. H. Hill, Pro.....839 Chinn, Soc.....781
3. The counties of Clark, Crawford, Dubois, Floyd, Harrison, Perry, Orange, Scott and Washington. W. E. Cox, Dem.....18,606 George H. Hester, Rep.....18,151 T. J. Shrode, Pro.....802 Goodman, Soc.....151
4. The counties of Bartholomew, Brown, Dearborn, Decatur, Jackson, Jefferson, Jennings, Ohio, Ripley and Switzerland. Lincoln Dixon, Dem.....20,049 J. M. Kammlan, Rep.....18,181 B. W. Connelly, Pro.....924 Bumpal, Soc.....197
5. The counties of Clay, Hendricks, Morgan, Parke, Putnam, Vermillion and Vigo. Claude G. Bowers, Dem.....21,579 E. S. Holliday, Rep.....22,532 Willis Bond, Pro.....1,286 Rambold, Soc.....750
6. The counties of Fayette, Franklin, Hancock, Henry, Rush, Shelby, Union and Wayne. James E. Watson, Rep.....22,135 Thomas J. Kuhn, Dem.....20,629

B. F. Dalley, Pro.....1,432 J. M. Doddridge, Soc.....492
7. The counties of Johnson and Marlon. Jesse Overstreet, Rep.....23,020 Frank E. Gavln, Dem.....23,234 Wilson, Pro.....1,054 Berg, Soc.....733
8. The counties of Adams, Blackford, Delaware, Jay, Madison, Randolph and Wells. J. A. M. Adair, Dem.....24,027 George W. Cromer, Rep.....19,783 Fred D. Neise, Pro.....2,021 Gamble, Soc.....866 Bartling, Soc. Lab.....60
9. The counties of Boone, Carroll, Clinton, Fountain, Hamilton, Montgomery and Tipton. Chas. B. Landis, Rep.....23,865 M. E. Clodfelter, Dem.....21,633 John L. Doan, Pro.....2,310 Sharp, Soc.....420
10. The counties of Benton, Jasper, Lake, Laporte, Newton, Porter, Tippecanoe, Warren and White. E. D. Crumacker, Rep.....24,695 Wm. Darroch, Dem.....20,072 James R. Barr, Pro.....954
11. The counties of Cass, Grant, Howard, Huntington, Miami and Wabash. Geo. W. Rauch, Dem.....22,983 Frederick Landis, Rep.....19,833 L. T. Pennington, Pro.....2,367 Kelly, Soc.....616
12. The counties of Allen, Dekalb, Lagrange, Noble, Steuben and Whitley. C. C. Gilhams, Rep.....19,695 John W. Morr, Dem.....19,343 Geo. C. Ulmer, Pro.....1,039 Kelley, Soc.....451

ELECTION RETURNS.

13. The counties of Ekhart, Fulton, Kosciusko, Marshall, Pulaski, St. Joseph and Starke.  
 Abraham L. Brick, Rep. .... 23,360  
 B. F. Shiveley, Dem. .... 23,153  
 Isaac G. Shaw, Pro. .... 1,468  
 Charles K. Heath, Soc. .... 721

LEGISLATURE.  
 Senate. House. J. B.  
 Republicans ..... 37 53 90  
 Democrats ..... 13 47 60

STATE OFFICERS.  
 (All republicans.)  
 Governor—J. Frank Hanly.  
 Lieutenant-Governor—Hugh Th. Miller.  
 Secretary of State—Fred A. Sims.  
 Auditor—J. C. Billheimer.  
 Treasurer—Oscar Hadley.  
 Attorney-General—James Bingham.  
 Reporter Supreme Court—George W. Self.  
 Statistician—Joseph H. Stubbs.  
 Sup't Public Instruction—Jassett A. Cotton.

IOWA (Population in 1903, 2,336,484).

Population in 1903.	GOVERNOR 1906					PRESIDENT 1904					GOV. 1903		
	Rep.	Dem.	Soc.	Pro.	Peo.	S. G.	Rep.	Dem.	Pro.	Soc.	Peo.	Rep.	Dem.
	Cum. Ins.	Porter.	Shank.	Colln.	Norman.	Lilley.	Roosevelt.	Parker.	Swallow.	Debs.	Watson.	Cum. Ins.	Sullivan.
16192 Adair.....	1525	1551	35	75	6	1.	2505	855	82	66	30.	1936	1198
15001 Adams.....	1153	1614	49	71	3	3.	1761	1003	161	40	24.	1536	1058
15711 Allamakee.....	2215	1863	30	9	2	—	2699	1571	22	9	13.	2338	1682
25027 Appanoose.....	1890	3344	201	35	5	2.	3007	1743	100	545	31.	2849	1961
13826 Audubon.....	1451	1093	8	26	1	1.	3448	934	48	5	6.	1586	1078
25177 Benton.....	2423	2880	58	95	4	6.	3609	2057	110	94	37.	2892	2394
32517 Black Hawk.....	3528	3709	245	263	8	2.	5236	1861	236	471	23.	3741	2410
28200 Boone.....	2723	1465	273	189	6	1.	3830	1148	234	509	22.	2732	1238
16395 Boone.....	1523	2070	15	46	1	—	1927	1783	48	24	10.	1761	1925
21427 Buchanan.....	2249	2066	27	126	—	4.	2798	1545	192	50	7.	2444	1819
16975 Buena Vista.....	1778	781	65	67	1	2.	2483	605	99	66	7.	1753	975
17355 Butler.....	1941	1198	14	111	4	—	2743	815	14	7	8.	1941	924
15849 Calhoun.....	1576	1212	58	230	4	2.	1749	870	213	106	8.	2000	972
20619 Carroll.....	1750	2582	24	43	4	3.	2290	2040	91	34	16.	1926	2259
21274 Cass.....	2067	1678	60	106	7	2.	3050	1394	96	74	39.	2551	1539
19371 Cedar.....	2081	2145	28	93	2	14.	2691	1926	88	17	4.	2201	1996
20722 Cerro Gordo.....	1985	896	22	62	1	2.	3108	836	130	79	16.	1839	606
16570 Cherokee.....	1932	1116	22	81	1	4.	2446	688	107	13	25.	1861	915
17074 Chickasaw.....	1680	1938	29	18	1	2.	1972	1790	32	14	3.	1759	1914
12440 Clarke.....	1198	1273	17	68	2	2.	1799	896	64	15	12.	1391	866
13401 Clay.....	1426	617	23	54	2	—	2154	487	59	18	19.	1329	355
27760 Clayton.....	2790	2714	57	64	1	1.	3339	2628	66	68	16.	2945	2684
43832 Clinton.....	4184	4229	206	48	4	9.	5265	4074	54	460	38.	4164	4117
21625 Crawford.....	1752	2451	39	70	—	—	2530	2004	78	51	15.	1854	2150
23068 Dallas.....	2088	2121	73	209	2	2.	3489	1159	218	108	15.	2535	1254
15920 Davis.....	1048	2122	19	37	7	3.	1722	1533	49	47	31.	1485	1861
18115 Decatur.....	1607	2009	92	74	8	6.	2430	1548	72	71	37.	2182	1751
19185 Delaware.....	1726	1812	28	56	1	1.	2726	1236	68	29	7.	2161	1336
33039 Des Moines.....	3318	4147	172	85	4	—	4496	3043	124	615	21.	3305	3233
7985 Dickinson.....	900	495	19	30	1	2.	1320	312	37	16	7.	1029	810
56403 Dubuque.....	4274	5716	350	52	3	6.	6485	4913	52	847	56.	3990	5402
9936 Emmet.....	1337	492	14	32	—	—	1732	358	45	24	2.	1227	291
20845 Fayette.....	3090	2231	152	114	4	1.	3078	2070	140	167	21.	3332	2298
17754 Floyd.....	2072	947	21	56	—	2.	2820	761	67	32	17.	1647	542
14906 Franklin.....	1763	684	7	48	—	—	2346	531	45	7	17.	1590	412
18546 Fremont.....	1453	2118	28	50	3	2.	2227	1511	85	46	42.	1744	1794
17820 Greene.....	1645	1402	14	124	1	1.	2583	908	128	25	32.	2018	1009
13757 Grundy.....	1645	972	7	60	3	5.	2021	938	59	10	9.	1540	1040
18729 Guthrie.....	2002	1523	33	75	6	1.	2857	1632	91	28	42.	2345	1137
19514 Hamilton.....	2358	825	29	81	2	3.	3118	746	103	70	8.	2420	725
13752 Hancock.....	1521	805	11	51	—	5.	2112	517	57	4	4.	1816	627
22794 Hardin.....	2625	200	130	230	2	3.	3643	749	167	41	15.	3571	867
25507 Harrison.....	2196	2410	126	115	3	1.	3364	1696	115	221	25.	2622	1722
20022 Henry.....	1559	2239	22	111	6	2.	2647	1259	128	35	37.	2116	1450
14512 Howard.....	1569	1301	55	53	1	1.	1823	1046	49	66	8.	1607	1348
12947 Humboldt.....	1470	519	13	43	3	—	1850	399	50	7	9.	1359	299
12327 Ida.....	1317	1108	24	26	—	2.	1565	940	39	10	26.	1301	1061
19544 Iowa.....	1689	2208	43	118	5	7.	2303	1891	111	35	21.	2128	1953
23415 Jackson.....	2251	2985	104	31	3	3.	2809	2483	33	114	11.	2578	2575
26976 Jasper.....	2350	3406	96	151	4	2.	3062	1942	162	250	34.	3227	2169
17437 Jefferson.....	1197	2206	31	174	5	2.	2330	1172	194	32	16.	1810	1295
24817 Johnson.....	2134	3399	—	64	1	10.	2963	3085	43	31	17.	2575	2881
21954 Jones.....	1867	2261	32	81	1	—	2833	1834	91	19	11.	2377	1982
24979 Keokuk.....	2288	2726	47	154	4	1.	3079	2172	152	98	15.	2628	2391
22720 Kossuth.....	2587	1676	9	33	3	4.	3001	1352	39	22	8.	2536	1590
38719 Lee.....	3251	4649	116	61	4	6.	4612	3848	98	148	48.	3652	3769
55392 Linn.....	4765	4091	279	276	7	13.	8131	3600	307	339	63.	5433	3338
13516 Louisa.....	1551	1084	27	63	1	—	2147	663	83	37	27.	1677	635
16126 Lucas.....	1542	1298	50	80	3	1.	2259	878	146	126	28.	1920	1105
13165 Lyon.....	1408	1055	67	30	—	—	1802	841	26	97	4.	1330	772
17710 Madison.....	1755	1784	72	182	6	6.	2602	1190	167	127	31.	2247	1475
34273 Mahaska.....	3167	277	278	110	8	9.	4091	2287	162	49	27.	3571	2759
24159 Marion.....	2076	2964	158	159	5	9.	2988	2202	191	234	17.	2603	2277
29991 Marshall.....	3062	1177	276	342	5	8.	4229	1203	422	459	24.	2941	1889
16764 Mills.....	1739	1539	32	106	4	1.	2252	1274	83	43	36.	1961	1414
14916 Mitchell.....	1648	631	26	65	—	—	2158	634	51	31	6.	1817	589
17980 Monona.....	1544	1673	35	68	6	3.	2274	1016	97	48	74.	1933	1490
17985 Monroe.....	2421	1920	430	113	22	6.	3249	1182	139	617	39.	2524	1621

Population.	Cummins	Porter	Shank	Coffin	Norman	Hisey	Roosevelt	Parker	Swallow	Debs	Watson	Cummins	Sullivan
17803 Montgomery.....	1941	1155	49	109	—	2.	2956	722	104	99	47.	1894	764
28342 Muscatine.....	8016	2829	318	57	2	3.	4036	2555	73	397	15.	3072	2149
16385 O'Brien.....	1815	1126	41	26	—	1.	2279	885	45	94	3.	1808	1021
8725 Osceola.....	874	843	16	19	2	—	1179	554	13	2	2.	965	708
24187 Page.....	1739	1969	70	208	9	1.	3463	944	289	142	25.	2270	776
14354 Palo Alto.....	1617	1192	65	23	2	5.	1969	1081	27	36	14.	1727	1207
22209 Plymouth.....	2137	1936	40	54	4	—	2905	1653	112	38	8.	2207	1159
15303 Pocahontas.....	1813	1147	48	48	2	4.	1924	841	63	62	11.	1860	1145
82624 Polk.....	8484	5533	658	396	12	22.	14113	3086	555	1651	53.	8006	2651
54336 Pottawattamie.....	5470	3974	153	133	3	3.	6868	1731	197	375	62.	5159	3832
19414 Poweshiek.....	2409	1653	45	188	10	3.	3137	1212	197	63	40.	2294	1090
15325 Ringgold.....	1570	1058	21	100	—	1.	2200	835	96	22	18.	1755	890
17639 Sac.....	1940	931	33	57	2	1.	2609	835	100	49	9.	1745	731
51558 Scott.....	5578	5029	749	61	2	11.	6789	4981	88	1240	18.	5417	4469
17362 Shelby.....	1782	1894	44	49	6	2.	2310	1584	55	38	17.	1929	1795
23337 Sioux.....	2139	1403	19	34	1	1.	2992	1151	33	28	20.	1908	1027
23159 Story.....	2482	1082	84	226	2	4.	3919	752	230	66	10.	2817	640
24585 Tama.....	2601	2414	49	95	8	17.	3127	2380	110	66	10.	2770	2433
18784 Taylor.....	1360	1460	61	105	2	1.	2650	1060	189	84	38.	2156	1260
19928 Union.....	1953	1621	67	146	1	3.	2674	1322	185	88	33.	1984	1803
17354 Van Buren.....	1301	2425	25	80	4	—	2469	1416	84	26	19.	2175	1628
35426 Wapello.....	3282	4160	343	124	6	5.	4912	2473	98	564	57.	3916	3020
20376 Warren.....	1414	2089	39	262	11	3.	2938	1191	245	45	19.	2446	1362
20718 Washington.....	2087	2152	35	192	3	2.	2875	1772	156	29	21.	2364	1847
17491 Wayne.....	1670	1863	69	140	7	2.	2290	1452	192	122	25.	2007	1792
31757 Webster.....	3159	2030	149	238	4	16.	4358	1714	216	200	23.	3197	1947
12725 Winnebago.....	1288	174	5	21	—	5.	2002	174	41	11	10.	1731	165
23731 Winneshiek.....	2651	1684	33	43	4	7.	3383	1467	41	9	6.	2823	1509
54610 Woodbury.....	4578	4767	359	208	8	7.	7597	2909	277	629	62.	4878	3175
10887 Worth.....	1225	227	34	17	1	2.	1659	307	28	24	6.	1505	259
18227 Wright.....	1968	804	29	110	2	2.	2795	695	77	31	14.	2305	781

Total.....	216968	196143	8901	9792	346	338.	307907	149141	11601	14847	2207.	238798	159708
Plurality.....	20825						158766					79090	
Per cent.....	50.17	45.35	2.06	2.27	.08	.07	63.39	30.70	2.39	3.06	.46.	57.13	38.21
Total vote.....			432488						485703			471952	

For governor in 1903, Hanson, Pro., received 12,378 votes, and Work, Soc., 6,479.

FOR REPRESENTATIVES IN CONGRESS, 1906.

1. Counties of Des Moines, Henry, Jefferson, Lee, Louisa, Van Buren and Washington. Charles A. Kennedy, Rep.....	16,145
George S. Tracy, Dem.....	15,875
A. S. Buttrey, Soc.....	427
M. N. Welton, Pro.....	452
2. Counties of Clinton, Iowa, Jackson, Johnson, Muscatine and Scott. Albert F. Dawson, Rep.....	20,112
George W. Ball, Dem.....	18,520
Michael T. Kennedy, Soc.....	1,246
Charles C. Bacon, Pro.....	177
3. Counties of Blackhawk, Bremer, Buchanan, Butler, Delaware, Dubuque, Franklin, Hardin and Wright. Benjamin F. Birdsall, Rep.....	22,315
J. C. Murtagh, Dem.....	15,113
Christian Sorenson, Soc.....	695
A. MacEachron, Pro.....	586
4. Counties of Allamakee, Cerro Gordo, Chickasaw, Clayton, Fayette, Floyd, Howard, Mitchell, Winneshiek and Worth. Gilbert N. Haugen, Rep.....	20,731
M. J. Carter, Dem.....	12,739
C. J. Thorgrimson, Soc.....	353
S. B. Finney, Pro.....	407
5. Counties of Benton, Cedar, Grundy, Jones, Linn, Marshall and Tama. Robert G. Cousins, Rep.....	19,076
Robert C. Stirton, Dem.....	14,612
Orin L. Crowell, Soc.....	644
Malcolm Smith, Pro.....	811
6. Counties of Davis, Jasper, Keokuk, Mahaska, Monroe, Poweshiek and Wapello. Daniel W. Hamilton, Dem.....	13,987
John F. Lacey, Rep.....	16,713
Walter C. Minnick, Soc.....	907
F. D. DeLong, Peo.....	36
7. Counties of Dallas, Madison, Marlon, Polk, Story and Warren. John A. T. Hull, Rep.....	19,617
John Nathan Smith, Dem.....	11,464

Joseph P. Gill, Soc.....	1,058
John W. Johns, Pro.....	988
8. Counties of Adams, Appanoose, Clarke, Decatur, Fremont, Lucas, Page, Ringgold, Taylor, Union and Wayne. William P. Hepburn, Rep.....	19,516
Joel S. Estes, Dem.....	16,074
S. D. Mercer, Soc.....	611
William Orr, Pro.....	605
9. Counties of Adair, Audubon, Cass, Guthrie, Harrison, Mills, Montgomery, Pottawattamie and Shelby. Walter I. Smith, Rep.....	21,863
William C. Campbell, Dem.....	13,250
J. O. McElroy, Soc.....	457
A. P. Macomber, Pro.....	440
10. Counties of Boone, Calhoun, Carroll, Crawford, Emmet, Greene, Hamilton, Hancock, Humboldt, Kossuth, Palo Alto, Pocahontas, Webster and Winnebago. James P. Conner, Rep.....	26,017
John B. Butler, Dem.....	15,317
Nathan S. Sheffield, Soc.....	629
William Beckett, Pro.....	761
11. Counties of Buena Vista, Cherokee, Clay, Dickinson, Ida, Lyon, Monona, O'Brien, Osceola, Plymouth, Sac, Sioux and Woodbury. Elbert H. Hubbard, Rep.....	22,236
Charles A. Dickson, Dem.....	16,893
A. W. Beach, Soc.....	648

LEGISLATURE.

	Senate.	House.	J. B.
Republicans.....	36	75	111
Democrats.....	14	33	47

STATE OFFICERS.

(All republicans.)

Governor—Albert B. Cummins.
Lieutenant-Governor—Warren Garst.
Secretary of State—W. C. Hayward.
Treasurer of State—W. W. Morrow.
Auditor of State—B. F. Carroll.
Attorney-General—H. W. Byers.

KANSAS (Population in 1903, 1,469,969).

Population in 1906.	COUNTIES. (106)	GOVERNOR 1906				PRESIDENT 1904				GOV. 1902			
		Rep.	Dem.	Soc.	Pro.	Pop.	Rep.	Dem.	Pro.	Soc.	Pop.	Rep.	Dem.
19607	Allen	2247	2104	87	06	4.	3754	1930	157	169	56.	2721	1639
13983	Anderson	1445	1491	37	79	2.	1891	1043	132	87	93.	1622	1431
28906	Atchison	2884	2216	56	9	2.	3542	1854	96	53	20.	3002	3025
6594	Barber	846	840	22	45	1.	967	596	50	55	21.	757	639
13784	Barton	1496	1770	72	34	—	1939	1255	57	91	30.	1377	1505
24712	Bourbon	2510	2338	98	41	3.	3234	1808	69	305	40.	2561	1834
22763	Brown	2014	1658	32	31	1.	3158	1244	83	88	30.	2650	1574
23463	Butler	2347	2236	75	148	5.	3306	1540	207	220	68.	2530	2001
8246	Chase	858	886	19	28	2.	1217	562	06	20	24.	947	741
11804	Chautauqua	1557	1024	82	15	2.	2073	681	37	212	51.	1427	910
42694	Cherokee	3484	3290	775	52	4.	4509	2253	81	1192	105.	3356	3230
2640	Cheyenne	359	244	32	7	9.	446	96	13	36	21.	325	244
1701	Clark	262	256	3	6	4.	246	131	5	10	13.	203	153
13833	Clay	1529	1404	98	58	110.	2262	403	87	139	413.	1579	1389
18071	Cloud	1587	1601	226	63	3.	2470	626	92	288	181.	1995	1214
16643	Coffey	1714	1670	17	14	1.	2164	1280	112	31	57.	1900	1541
1619	Comanche	228	257	5	61	—	272	129	22	4	2.	232	151
30156	Cowley	2942	2841	254	143	6.	3961	1456	249	114	80.	3005	2322
3830	Crawford	4531	3486	951	69	13.	5010	2057	111	1973	76.	4114	3214
9284	Decatur	891	1187	93	16	9.	1215	411	32	113	262.	757	877
21816	Dedrickson	2267	2158	137	63	4.	3185	1219	57	285	35.	2238	1708
15079	Doniphan	1847	1922	33	28	24.	3361	713	17	50	7.	1788	704
25096	Douglas	2742	2659	7	67	6.	3574	989	147	58	44.	2394	1689
3382	Edwards	593	698	15	28	4.	816	328	55	19	52.	555	514
11443	Elk	1173	1157	15	24	5.	1713	706	49	36	35.	1327	950
8626	Ellis	514	1425	6	24	3.	1069	928	20	15	4.	639	1152
9626	Ellsworth	843	1246	5	5	—	1359	578	27	11	11.	1125	790
3469	Finney	652	530	32	12	1.	598	215	15	57	10.	465	289
5497	Ford	964	1070	33	8	1.	1148	526	39	47	12.	782	549
21354	Franklin	2132	2255	50	105	4.	2833	1970	209	98	71.	2491	1941
10744	Geariy	923	1087	25	15	1.	1431	591	44	70	11.	1013	793
2441	Gove	491	496	11	10	—	470	204	30	27	13.	402	203
5173	Graham	770	690	68	32	136.	921	244	33	116	109.	663	593
422	Grant	120	81	1	2	—	81	35	—	1	5.	64	44
1264	Gray	308	227	38	7	—	285	113	4	38	7.	213	148
438	Greenley	170	64	17	4	1.	149	14	3	7	1.	106	12
16196	Greenwood	1971	1541	96	34	11.	2458	1211	48	87	55.	1945	1460
1426	Hamilton	284	215	9	5	—	215	126	15	4	7.	189	170
10810	Harper	1027	1225	56	37	5.	1459	597	70	152	13.	1115	878
17591	Harvey	1556	1017	86	52	3.	2362	630	105	148	30.	817	957
457	Haskell	133	127	7	10	—	146	46	3	3	1.	87	59
2032	Hodgeman	387	316	4	4	4.	449	192	5	15	4.	348	262
17117	Jackson	1581	1517	72	47	1.	2547	919	85	48	38.	1913	1128
17333	Jefferson	1835	1842	40	22	2.	2668	1199	63	76	29.	1979	1389
19120	Jewell	1746	2262	41	8	15.	2720	927	148	96	106.	1969	1616
18104	Johnson	285	257	4	3	—	2573	1373	40	112	115.	2162	1832
1107	Kearny	1062	1299	73	38	—	234	94	2	170	—	174	130
1659	Kingman	445	403	10	—	13.	400	661	50	50	52.	1133	851
2345	Kiowa	2869	2586	422	173	—	494	25	45	34	10.	855	297
27387	Labette	318	231	74	11	8.	3700	1637	180	657	132.	2674	2425
1563	Lane	4882	3510	131	30	15.	353	111	21	59	12.	240	202
40840	Leavenworth	986	1013	30	17	4.	5771	4715	66	371	13.	3519	3157
9886	Lincoln	1696	1676	49	26	4.	1516	613	29	57	19.	1862	978
16889	Linn	466	315	27	9	1.	1085	1085	60	100	149.	1853	1535
1962	Logan	2225	2533	153	106	10.	408	117	3	30	5.	397	1662
25074	Lyon	1573	1729	33	42	4.	2705	928	61	80	92.	2367	2162
24355	Marshall	2062	2388	23	34	3.	3380	1564	112	88	43.	3032	2047
21421	McPherson	2007	1758	31	44	5.	2801	773	101	161	86.	2390	1397
1581	Meade	378	400	15	35	—	1583	166	8	11	9.	276	176
21641	Miami	1956	2281	40	13	2.	2899	1425	43	119	83.	2078	1553
14617	Mitchell	1367	1750	73	37	5.	2037	867	48	168	68.	1406	1230
28089	Montgomery	3747	4083	172	66	11.	4997	2091	107	452	49.	2847	2230
11967	Morris	1404	1136	14	10	1.	2007	702	60	29	56.	1460	1151
304	Morton	63	64	—	—	—	53	44	1	—	—	51	42
20376	Nemaha	1855	2201	43	30	1.	2764	1564	58	47	29.	2386	1766
19254	Nesho	2344	2120	93	30	4.	3134	1550	51	245	85.	2068	1770
4535	Ness	476	499	78	106	13.	687	188	100	96	94.	517	410
11225	Norton	1247	1178	71	54	11.	1570	417	76	159	113.	1252	845
23459	Osage	2473	2440	117	68	6.	3770	1516	122	223	114.	2488	1637
1184	Osborne	1492	970	52	174	44.	1765	420	149	66	83.	1348	838
11382	Ottawa	1216	1657	62	36	20.	1822	477	65	115	197.	1381	899
5684	Pawnee	722	896	23	22	4.	957	494	29	49	45.	741	676
14442	Phillips	1684	1515	59	41	6.	2147	811	76	85	116.	1518	1206
18470	Pottawatomie	1983	1786	3	13	—	2632	1045	48	9	35.	2115	1466
7085	Prairie	871	723	27	66	21.	1076	421	63	69	68.	872	611
5241	Rawlins	636	672	39	5	5.	749	405	5	44	22.	549	521
20927	Reno	2862	2730	129	108	1.	4245	1423	127	275	53.	3145	1958
18248	Republic	1806	1663	34	30	2.	2458	941	83	56	86.	2029	1337
14745	Rice	1278	1486	74	202	—	1965	727	234	115	38.	1745	2023

Population.	Hoch	Harris	Gilham	Cook	Keefe	Roosevelt.	Parker.	Swallow.	Debs.	Watson.	Bailey.	Craddock.
13828 Riley.....	1447	1288	35	28	12.	2551	523	74	54	89.	1691	960
7960 Rooks.....	1188	981	44	58	3.	1296	495	108	65	30.	642	649
6134 Rush.....	696	721	12	8	—.	888	570	15	31	18.	659	678
8489 Russell.....	1088	884	20	15	2.	1451	515	19	32	15.	977	723
17076 Saline.....	1656	2232	93	31	7.	2797	798	43	139	199.	1976	1668
1098 Scott.....	307	285	52	16	6.	275	29	11	42	32.	167	137
44037 Sedgwick.....	4623	5194	179	252	26.	6697	2839	285	826	243.	5155	3536
822 Seward.....	217	190	4	11	—.	152	62	10	4	4.	107	56
53727 Shawnee.....	4616	5353	158	102	12.	8409	2441	150	425	66.	6248	2642
3819 Sheridan.....	578	615	26	10	17.	607	203	42	64	46.	465	333
3341 Sherman.....	387	442	54	11	3.	465	231	21	34	17.	373	269
16384 Smith.....	1627	1316	43	60	312.	2254	596	65	74	430.	1622	1380
9829 Stafford.....	1034	878	40	84	57.	1419	585	117	55	72.	997	859
327 Stanton.....	75	69	1	—	—.	63	34	—	—	—.	65	39
620 Stevens.....	158	130	2	21	1.	122	40	35	3	—.	100	73
256 I Sumner.....	2220	2118	160	55	1.	3264	1489	137	355	52.	2480	1922
4112 Thomas.....	511	567	46	30	17.	543	205	20	101	86.	413	419
2722 Trego.....	493	483	12	32	—.	526	264	43	23	9.	365	336
12813 Wabunsee.....	1370	1265	12	33	1.	2016	688	67	20	31.	1432	688
1178 Wallace.....	291	166	16	10	2.	278	39	7	4	3.	228	85
21963 Washington.....	2324	1960	44	16	3.	3066	1259	47	63	60.	2259	1638
1197 Wichita.....	224	196	13	5	—.	245	91	6	13	9.	211	99
15621 Wilson.....	1763	1817	115	57	7.	2583	1084	92	333	34.	1733	1406
10022 Woodson.....	1129	965	16	9	4.	1490	657	132	28	88.	127	738
73227 Wyandotte.....	4500	7748	272	44	5.	6361	2491	80	728	27.	6368	5365
Total.....	15217	150024	7621	4453	1131.	21083	84800	7245	15494	6156.	15242	117145
Plurality.....	2123	—	—	—	—.	126003	—	—	—	—.	42094	—
Per cent.....	48.56	47.57	2.10	1.41	36.	64.97	26.13	2.24	4.77	1.89.	55.45	40.80
Total vote.....	—	315376	—	—	—.	—	324588	—	—	—.	287153	—

FOR REPRESENTATIVES IN CONGRESS, 1906.

- Counties of Atchison, Brown, Doniphan, Jackson, Jefferson, Leavenworth, Nemaha and Shawnee.
  - Charles Curtis, Rep.....22,739
  - W. D. Webb, Dem.....16,215
  - John F. Willetts, Soc.....567
  - W. W. Wiley, Pop.....59
- Counties of Allen, Anderson, Bourbon, Douglas, Franklin, Johnson, Linn, Miami and Wyandotte.
  - Charles F. Scott, Rep.....23,516
  - H. S. Peters, Dem.....19,653
  - J. W. Puckett, Soc.....706
  - W. E. Monbeck, Pop.....389
- Counties of Chautauqua, Cherokee, Cowley, Crawford, Elk, Labette, Montgomery, Neosho and Wilson.
  - Philip P. Campbell, Rep.....25,659
  - Francis M. Brady, Dem.....19,807
  - Fred D. Warren, Soc.....2,908
  - J. K. Roberts, Pro.....540
- Counties of Chase, Coffey, Greenwood, Lyon, Marlon, Morris, Osage, Pottawatomie, Wabunsee and Woodson.
  - James Monroe Miller, Rep.....17,393
  - J. W. Moore, Dem.....14,313
  - W. J. McMillin, Soc.....405
  - G. F. Bradford, Pro.....398
- Counties of Clay, Cloud, Geary, Dickinson, Marshall, Ottawa, Republic, Riley, Saline and Washington.
  - W. A. Calderhead, Rep.....18,183
  - Hugh Alexander, Dem.....14,561
  - George F. Hibner, Soc.....875
- Counties of Cheyenne, Decatur, Ellis, Ellsworth, Gove, Graham, Jewell, Lincoln,

- Logan, Mitchell, Norton, Osborne, Phillips, Rawlius, Rooks, Russell, Sheridan, Sherman, Smith, Thomas, Trego and Wallace.
  - William A. Reeder, Rep.....21,212
  - John B. Rea, Dem.....17,116
  - R. S. Thomas, Soc.....1,005
  - Harry Gray, Pro.....845
- Counties of Barber, Barton, Clark, Comanche, Edwards, Finney, Ford, Grant, Gray, Greeley, Hamilton, Harper, Hodgeman, Haskell, Kingman, Klowa, Kearny, Lane, Meade, Morton, Ness, Pawnee, Pratt, Reno, Rice, Rush, Scott, Seward, Stafford, Stevens, Stanton and Wichita.
  - E. H. Madison, Rep.....21,580
  - O. H. Truman, Dem.....15,623
  - R. C. Webster, Sr., Soc.....1,092
  - W. C. Johnson, Pro.....928
- Counties of Butler, Harvey, McPherson, Sedgwick and Sumner.
  - Victor Murdock, Rep.....14,862
  - F. B. Lawrence, Dem.....10,427
  - Frank Ayers, Soc.....548
  - J. J. Hill, Pro.....446

LEGISLATURE.

	Senate.	House.	J. B.
Republicans.....	37	92	129
Democrats.....	3	31	34
Independents.....	—	2	2

STATE OFFICERS.

(All republicans.)

- Governor—Edward W. Hoch.
- Lieutenant-Governor—W. J. Fitzgerald.
- Secretary—Charles E. Denton.
- Auditor—James M. Natlon.
- Treasurer—Mark Tully.
- Attorney-General—Fred S. Jackson.
- Sup'f of Public Instruction—E. T. Fairchild.
- Superintendent of Insurance—C. W. Barnes.

KENTUCKY (Population in 1903, 2,230,619).

Population in 1903.	PRESIDENT 1904					GOV. 1903		PRESIDENT 1900				
	Rep.	Dem.	Pro.	Soc.	Peo. S. L.	Dem.	Rep.	Rep.	Dem.	Pop.	Peo.	
14888 Adair.....	1652	1327	60	4	1	2.	1442	1740.	1713	1452	5	18
14657 Allen.....	1768	1379	49	1	9	2.	1553	1568.	1725	1494	26	22
10051 Anderson.....	959	1429	32	49	10	2.	1429	1004.	1148	1485	6	15
10761 Ballard.....	556	1598	28	3	18	2.	1731	588.	670	1877	17	12
23197 Barren.....	2073	3051	44	2	46	—.	3034	1906.	2234	3170	33	40

ELECTION RETURNS.

Population.	Roosevelt.	Parker.	Swallow.	Debs.	Watson.	Corregan.	Beckham.	Belknap.	McKinley.	Bryan.	Barker.	Woolley
14734 Bath.....	1342	1503	35	44	14	—	1716	1367.	1654	1836	11	15
15701 Bell.....	1764	538	25	4	9	—	724	1811.	2142	748	1	18
11170 Boone.....	578	2013	28	4	6	—	1767	561.	759	2302	1	12
18069 Bourbon.....	2147	2596	80	4	2	—	2439	1943.	2217	2411	94	29
18834 Boyd.....	2344	1716	67	29	5	4.	1782	2230.	1995	1514	5	18
18317 Boyle.....	1306	1646	40	7	13	—	1567	1505.	1646	1577	8	41
12157 Bracken.....	1165	1596	47	39	3	5.	1645	1128.	1818	1869	5	21
14321 Breatitt.....	829	1537	16	9	—	1.	1527	1131.	1310	1573	—	9
20534 Breckinridge.....	2353	2036	66	—	59	—	2426	2371.	2534	2241	46	26
9602 Bullitt.....	508	1284	26	9	4	2.	1304	603.	772	1431	3	11
15896 Butler.....	2306	1651	55	—	24	—	1146	2161.	2333	1131	16	31
14510 Caldwell.....	1413	1227	28	48	59	1.	1496	1540.	1622	1475	50	15
17633 Calloway.....	824	2436	106	5	133	8.	2521	822.	844	2876	44	20
54223 Campbell.....	5759	4562	105	1061	14	52.	5048	5254.	5557	5141	6	68
10195 Carlisle.....	468	1428	63	10	60	2.	1403	492.	533	1587	11	3
9825 Carroll.....	546	1598	50	—	5	1.	1447	585.	749	1808	1	26
20228 Carter.....	2419	1142	58	9	6	3.	1624	292.	2482	1720	7	16
15144 Casey.....	1535	1133	64	1	1	—	1241	1710.	1786	1302	5	15
37962 Christian.....	8870	2681	69	6	27	7.	310	4179.	4473	3264	28	28
16634 Clark.....	1683	2442	36	5	7	1.	2351	1633.	1900	2302	19	22
13364 Clay.....	1685	532	18	2	2	4.	705	1651.	1948	681	1	9
7871 Clinton.....	948	365	28	2	11	—	367	1023.	1107	414	4	4
15191 Crittenden.....	1630	1207	80	—	18	1.	1414	1806.	1875	1517	26	23
8362 Cumberland.....	1001	591	39	3	3	—	693	1176.	1241	690	5	14
38667 Davless.....	3381	4754	125	17	103	3.	4811	3442.	3738	4910	69	150
10080 Edmonson.....	1172	760	25	1	4	—	850	1104.	1156	914	8	6
10387 Elliott.....	594	1143	9	—	4	—	1225	574.	624	1367	2	2
11669 Estill.....	1280	850	34	—	24	—	1019	1349.	1329	1000	31	17
42071 Fayette.....	3947	5119	101	11	17	12.	5559	3291.	5302	4293	11	67
17074 Fleming.....	1707	1712	73	1	5	1.	2167	1877.	2169	2180	1	40
15552 Floyd.....	1201	1580	16	—	—	4.	1593	1181.	1197	1615	2	9
20852 Franklin.....	1449	2941	28	10	11	4.	2921	1513.	1863	2946	12	17
11546 Fulton.....	561	1500	34	10	4	6.	1216	437.	581	1487	3	22
5163 Gallatin.....	334	941	13	—	3	—	907	304.	404	1018	4	7
12042 Garrard.....	1351	1176	61	5	2	—	1333	1251.	1532	1312	4	34
13239 Grant.....	1148	1651	31	1	—	—	1676	1115.	1465	2039	2	22
33204 Graves.....	1615	4935	85	28	88	7.	4174	1869.	2073	4759	82	40
19878 Grayson.....	2179	1683	54	8	144	5.	2010	2216.	2213	1938	89	9
12255 Green.....	1201	1071	31	3	6	—	1230	1336.	1389	1243	9	10
16432 Greenup.....	2005	1112	53	44	12	7.	1318	1719.	1882	1480	10	27
8914 Hancock.....	497	816	60	3	15	2.	947	1105.	1113	989	16	20
22937 Hardin.....	1711	2714	82	30	38	2.	2722	1718.	2053	3039	46	42
4838 Harlan.....	1446	286	5	—	1	—	271	1870.	1577	280	2	3
18570 Harrison.....	1538	2688	65	4	4	—	2329	1180.	1843	2801	2	26
18300 Hart.....	1794	1658	49	48	24	1.	1910	1969.	2140	1937	7	16
32907 Henderson.....	2300	3448	104	116	28	11.	3207	2100.	2865	3367	16	65
14620 Henry.....	1434	2137	72	4	17	1.	2257	1457.	1609	2396	23	26
11745 Hickman.....	702	1680	46	2	15	3.	1636	593.	862	1876	16	28
50985 Hopkins.....	2826	3125	81	58	127	9.	3542	2794.	3024	3321	75	82
10561 Jackson.....	1606	216	16	—	—	—	297	1663.	1770	258	4	2
23249 Jefferson.....	21634	22781	669	422	197	226.	24636	1313.	24579	20683	320	172
11925 Jessamine.....	1247	1466	39	—	1	—	1509	1171.	1326	1565	4	80
13730 Johnson.....	1825	886	21	—	5	—	916	1935.	1897	1025	14	5
63591 Kenton.....	6306	5769	112	806	22	32.	6958	6106.	5650	7265	5	83
8704 Knott.....	483	1082	11	—	3	—	1002	480.	429	1015	2	1
17372 Knox.....	2516	767	36	4	2	2.	951	2867.	2666	976	6	5
10764 Laclede.....	863	1321	30	2	4	—	1279	935.	1036	1420	6	8
17532 Laurel.....	2132	1050	38	2	7	1.	1079	2106.	2241	1138	13	17
19612 Lawrence.....	2014	1732	40	6	7	—	1538	1679.	2052	1946	6	—
7988 Lee.....	879	527	16	1	1	1.	687	903.	857	637	12	12
6753 Leslie.....	953	71	10	1	—	1.	100	1127.	1186	510	1	3
9172 Letcher.....	960	405	92	—	—	—	456	886.	1065	100	—	2
17898 Lewis.....	2374	1286	92	11	18	3.	1396	2318.	2311	1432	3	37
17059 Lincoln.....	1648	1113	169	2	3	3.	1558	1529.	1925	1871	—	—
11354 Livingston.....	838	1259	49	13	36	2.	1406	878.	906	1515	16	10
23304 Logan.....	2250	2396	76	11	69	1.	2831	2294.	2624	3382	91	28
4919 Lyon.....	678	838	56	—	84	1.	658	765.	789	1005	31	13
25607 Madison.....	2774	2891	106	7	7	1.	2905	2736.	3084	3046	9	54
12006 Magoffin.....	1404	1600	12	2	3	3.	912	1374.	1321	955	1	3
16240 Marion.....	1191	1857	26	3	12	1.	1889	1286.	1491	2070	6	13
13632 Marshall.....	920	1587	105	1	145	—	1590	793.	997	1394	114	29
7580 Martin.....	400	188	14	—	1	—	240	755.	812	246	3	4
20446 Mason.....	2029	2792	82	20	7	4.	2715	2030.	2455	3022	7	30
28739 McCracken.....	2413	2832	76	39	41	65.	2785	2147.	2506	2920	5	56
12448 McLean.....	1163	1396	90	27	40	1.	1204	1204.	1344	1463	34	27
10533 Meade.....	831	1245	18	20	17	2.	1471	797.	919	1470	16	7
6818 Mercier.....	450	719	6	—	3	—	733	390.	470	845	4	3
14426 Mercer.....	1494	1703	68	7	—	1.	1710	1569.	1775	1784	24	43
4988 Metcalfe.....	1115	1011	21	5	5	—	1103	1103.	1162	1050	8	7
13053 Montgoe.....	1644	759	14	1	12	—	846	1682.	1724	897	19	9
12834 Montgomery.....	1368	1488	45	6	—	2.	1439	1185.	1523	1889	1	15
12792 Morgan.....	1119	1807	28	—	5	—	1840	1151.	1033	1732	1	9
20741 Muhlenberg.....	2476	1954	42	28	41	14.	1948	2434.	2493	1857	30	28
16587 Nelson.....	1263	2160	47	10	4	1.	2294	1270.	1407	2438	8	14

Population.	Roosevelt.	Parker.	Swallow.	Debe.	Watson.	Corregan.	Beckham.	Belknap.	McKinley.	Bryan.	Barker.	Woolley.
11582 Nicholas.....	1067	1741	63	3	4	6..	1712	1094..	1282	1879	1	27
27287 Ohio.....	3063	2519	122	14	77	7..	2889	3172..	3251	2891	55	45
7078 Oldham.....	452	882	43	9	4	—	991	563..	667	1062	3	18
17553 Owen.....	827	2332	41	—	12	6..	2862	3366..	1124	3380	15	33
6874 Owsley.....	1100	274	7	—	—	—	251	1071..	1115	255	3	3
14947 Pendleton.....	1246	1421	72	42	14	4..	1522	1168..	1580	1862	9	34
8276 Perry.....	979	431	6	4	—	—	424	1027..	1019	467	—	4
22686 Pike.....	2486	1935	64	4	4	2..	1981	2368..	2290	1979	6	21
6443 Powell.....	647	738	23	2	3	—	776	681..	696	788	4	8
31293 Pulaski.....	3713	1870	103	21	22	3..	2205	3866..	4084	2178	18	31
4900 Robertson.....	409	709	16	1	—	—	658	422..	494	718	3	9
12416 Rockcastle.....	1624	848	30	4	10	2..	873	1438..	1637	1010	3	8
8277 Rowan.....	844	661	24	1	1	1..	612	696..	906	790	2	7
9695 Russell.....	1079	671	58	10	1	2..	763	1156..	1206	780	1	7
18076 Scott.....	1713	2374	62	10	2	—	2390	1685..	2107	2539	5	35
18340 Shelby.....	1638	2657	59	4	9	1..	2645	1635..	1975	2794	—	—
11624 Simpson.....	863	1540	51	1	17	—	1477	872..	866	1571	21	34
7406 Spencer.....	529	1024	17	—	9	3..	1142	525..	582	1174	2	2
11075 Taylor.....	1062	1147	60	3	25	—	1301	1118..	1131	1286	27	21
17371 Todd.....	1589	1671	39	1	29	1..	1864	1591..	1825	1868	15	17
14073 Trigg.....	1285	1170	37	27	76	2..	1438	1249..	1455	1533	74	12
7272 Trimble.....	360	1275	28	8	2	—	1243	325..	437	1437	2	14
21326 Union.....	1071	2533	44	51	30	7..	2698	1068..	1437	3104	30	29
29970 Warren.....	2737	3484	129	19	27	6..	3556	2708..	2928	3455	26	41
14182 Washington.....	1448	1482	31	1	7	—	1677	1452..	1600	1669	12	17
14892 Wayne.....	1547	1202	57	2	2	2..	1165	914..	1574	1373	6	6
20097 Webster.....	1453	2134	109	5	43	2..	2391	1720..	1849	2481	39	37
25015 Whiteley.....	3174	658	57	52	11	4..	880	3751..	3634	989	5	27
8764 Wolfe.....	676	1114	5	—	1	—	1057	721..	712	959	6	6
13134 Woodford.....	1280	1620	27	4	2	1..	1635	1306..	1617	1712	3	24
Total.....	205277	217170	6809	3602	2511	596..	229014	202764..	226801	234899	2017	2814
Plurality.....		11893					26250			8088		
Per cent.....	47.11	49.83	1.52	.82	.58	.14..	52.13	46.16..	48.14	50.21	.40	.70
Total vote..			435765				439267			467508		

FOR REPRESENTATIVES IN CONGRESS, 1906.

- The counties of Ballard, Caldwell, Calloway, Carlisle, Crittenden, Fulton, Graves, Hickman, Livingston, Lyon, Marshall, McCracken and Trigg.  
 Ollie M. James, Dem.....12,870  
 J. D. Smith, Pro.....2,118
- The counties of Christian, Daviess, Hancock, Henderson, Hopkins, McLean, Union and Webster.  
 A. O. Stanley, Dem.....13,282  
 Paul M. Moore, Rep.....7,406  
 Alex. Hill, Pro.....551  
 Robert Koll, Ind.....229
- The counties of Allen, Barren, Butler, Edmonson, Logan, Metcalfe, Muhlenberg, Simpson, Todd and Warren.  
 J. M. Richardson, Dem.....14,288  
 A. D. James, Rep.....14,937  
 W. H. Collins, Pro.....612
- The counties of Breckinridge, Bullitt, Grayson, Green, Hardin, Hart, Larue, Marion, Meade, Nelson, Ohio, Taylor and Washington.  
 Ben Johnson, Dem.....15,128  
 M. L. Heavrin, Rep.....9,819  
 R. H. Roe, Pro.....631
- The county of Jefferson.  
 Swager Sherley, Dem.....15,698  
 William C. Owens, Rep.....12,210  
 Charles A. Jensen, Pro.....376  
 Charles Dobbs, Soc. D.....244  
 James Doyle, Ind. L.....139
- The counties of Boone, Campbell, Carroll, Gallatin, Grant, Kenton, Pendleton and Trimble.  
 Joseph L. Rhinock, Dem.....13,348  
 William F. Schuerman, Rep.....12,973  
 C. L. Brasher, Pro.....371  
 Claude Andrews, Soc.....933
- The counties of Bourbon, Fayette, Franklin, Henry, Oldham, Owen, Scott and Woodford.  
 W. P. Kimball, Dem.....15,648  
 Joseph W. Calvert, Rep.....5,066

James W. Zachery, Pro.....	439
8. The counties of Anderson, Boyle, Garrard, Jessamine, Lincoln, Madison, Mercer, Rockcastle, Shelby and Spencer. Harvey Helm, Dem.....	13,182
L. W. Bethurum, Rep.....	10,264
T. B. Demaree, Pro.....	601
9. The counties of Bath, Bracken, Boyd, Carter, Fleming, Greenup, Harrison, Lawrence, Lewis, Mason, Nicholas, Robertson and Rowan. J. N. Keboe, Dem.....	17,314
J. B. Bennett, Rep.....	18,430
Lewis H. Lanier, Pro.....	145
10. The counties of Breathitt, Clark, Elliott, Estill, Floyd, Johnson, Knott, Lee, Magoffin, Martin, Menefee, Montgomery, Morgan, Pike, Powell and Wolfe. Frank A. Hopkins, Dem.....	16,343
John W. Langley, Rep.....	17,254
Wayne Cooper, Pro.....	430
11. The counties of Adair, Bell, Casey, Clay, Clinton, Cumberland, Harlan, Jackson, Knox, Laurel, Leslie, Letcher, Monroe, Owsley, Perry, Pulaski, Russell, Wayne and Whiteley. Ancil Gatliff, Dem.....	8,719
Don C. Edwards, Rep.....	15,635
Tobias Huffaker, Pro.....	636
Henry Parton, Ind.....	268

LEGISLATURE.

	Senate.	House.	J.B.
Republicans.....	8	26	34
Democrats.....	30	74	104

STATE OFFICERS.  
 \*(All democrats.)

Governor—J. C. W. Beckham.
Lieut.-Governor—William P. Thorne.
Secretary—H. V. McChesney.
Treasurer—H. M. Bosworth.
Auditor—S. W. Hager.
Adjutant-General—D. B. Murray.
Attorney-General—N. B. Hayes.
Sup't of Education—J. H. Tuqua, Sr.
Commissioner of Agriculture—H. Vreeland.



LOUISIANA (Population in 1903. 1,460,237).

Population in 1903.	COUNTIES. (90)	PRES. 1904			PRES. 1900		PRESIDENT 1896			PRES. 1892		
		Rep.	Dem.	Soc.	Rep.	Dem.	Rep.*	S.P.	Dem.	G.D.	Dem.	Fus.
		Roosevelt.	Parker.	Debs.	McKinley.	Bryan.	McKinley.	Bryan.	Palmer.	Cleveland.	Rep-Proc.	
23483	Acadia.....	133	626	63.	247	577.	178	61	1082	11.	258	114
24142	Ascension.....	175	510	1.	638	824.	681	41	737	43.	2069	210
21620	Assumption.....	180	592	—	507	584.	953	87	544	40.	1276	753
23701	Avoyelles.....	37	1054	15.	167	951.	185	29	1657	12.	1636	125
17588	Bienville.....	44	836	11.	65	889.	26	25	1491	11.	1620	443
24133	Bossier.....	10	475	—	6	635.	9	13	1146	10.	2914	63
44499	Caddo.....	47	1592	3.	55	1398.	240	45	1812	68.	2252	252
30428	Calcasieu.....	401	1104	83.	639	1559.	741	150	2658	30.	1089	668
6917	Caldwell.....	16	199	2.	68	283.	12	14	610	3.	670	234
3952	Cameron.....	15	182	3.	72	185.	25	12	254	6.	184	5
16351	Catahoula.....	124	514	10.	144	526.	57	17	811	3.	1081	439
23029	Clabornce.....	16	710	2.	34	885.	17	36	1757	24.	1444	1167
13559	Concordia.....	2	209	9.	17	362.	48	32	1085	7.	3593	33
25063	De Soto.....	9	908	13.	17	923.	130	23	1940	26.	1598	293
31153	East Baton Rouge.....	48	900	1.	149	837.	526	69	1412	58.	1372	640
11373	East Carroll.....	2	211	—	8	176.	167	18	235	24.	1289	35
20443	East Feliciana.....	7	389	2.	20	554.	8	7	1548	9.	1355	96
8830	Franklin.....	5	347	1.	30	362.	14	14	871	19.	796	26
12902	Grant.....	71	281	25.	156	505.	98	25	780	13.	206	519
23015	Iberia.....	205	723	23.	668	1030.	322	69	939	11.	576	13
27006	Iberville.....	72	516	—	371	674.	550	50	358	18.	1699	661
9119	Jackson.....	53	578	4.	82	333.	5	13	705	2.	396	306
15898	Jefferson.....	25	1110	8.	59	1282.	289	63	1383	9.	1275	235
22825	Lafayette.....	41	497	21.	338	696.	135	32	825	18.	664	—
28882	La Fourche.....	168	951	2.	828	1230.	246	140	1129	12.	2922	200
15898	Lincoln.....	26	514	4.	61	517.	16	24	1241	25.	695	1074
8100	Livingston.....	47	377	1.	15	399.	56	16	639	3.	333	225
12322	Madison.....	20	150	—	5	153.	69	27	1248	12.	3433	17
16634	Morehouse.....	20	526	1.	8	461.	18	28	853	7.	1176	82
38216	Natchitoches.....	125	630	—	113	845.	22	1	1656	9.	1140	517
287104	Orleans.....	1380	16126	480.	4546	18168.	6612	1683	17487	789.	19234	6165
26947	Ouachita.....	26	669	14.	46	663.	55	38	2712	11.	2701	1166
13421	Plaquemines.....	38	621	8.	115	567.	496	44	1502	11.	927	2138
25777	Pointe Coupee.....	10	505	—	22	586.	332	28	773	24.	893	323
39578	Rapides.....	107	828	10.	319	1420.	102	40	2600	37.	3446	467
11548	Red River.....	12	371	9.	6	462.	20	6	832	5.	927	320
11116	Richland.....	7	292	—	13	304.	50	11	706	11.	887	4
15421	Sabine.....	58	504	12.	52	543.	6	28	1469	6.	509	764
5051	St. Bernard.....	34	424	—	46	398.	54	12	569	1.	449	196
9072	St. Charles.....	12	313	—	47	435.	270	12	125	11.	845	704
8479	St. Helena.....	30	234	1.	—	—	51	8	322	8.	306	77
20197	St. James.....	99	327	24.	418	395.	1369	48	210	43.	575	787
12330	St. John the Baptist.....	24	282	1.	90	331.	523	16	180	21.	503	1118
52906	St. Landry.....	60	896	8.	229	1297.	185	57	1786	24.	1196	919
18340	St. Martin.....	23	612	4.	113	558.	59	17	679	7.	491	13
34145	St. Mary.....	193	743	4.	606	818.	530	50	591	29.	1311	284
15335	St. Tammany.....	59	453	32.	159	515.	285	32	636	93.	501	239
17625	Tangipahoa.....	170	630	12.	229	938.	318	77	1429	32.	786	132
19070	Tensas.....	6	203	—	5	212.	221	15	1108	5.	2351	213
24464	Terre Bonne.....	144	690	5.	490	740.	273	75	597	16.	1210	579
18500	Union.....	15	499	1.	105	750.	44	42	1586	25.	1216	836
20705	Vermilion.....	111	796	11.	371	625.	141	55	702	9.	316	222
13327	Vernon.....	275	489	21.	261	522.	11	24	697	5.	861	343
9628	Washington.....	36	362	1.	54	449.	25	23	1168	12.	399	143
15125	Webster.....	21	638	—	9	604.	78	19	774	5.	1441	288
10285	West Baton Rouge.....	5	233	—	38	185.	252	27	237	26.	1487	227
3685	West Carroll.....	5	124	9.	2	173.	—	1	637	—	408	1
15394	West Feliciana.....	13	319	—	19	320.	—	25	1919	19.	1593	—
9648	Winn.....	128	284	34.	234	293.	13	29	682	6.	211	787
	Total.....	5205	47708	995.	14233	53671.	18320	3717	77175	1834.	87622	27903
	Plurality.....		42506	..		39438.			55138	..	59719	
	Per cent.....	9.65	88.51	1.84.	20.97	79.03.	21.80	76.37	1.81.	74.88	24.11	
	Scattering.....			..		..				..	153	
	Total vote.....		53901	..		63904			101046	..	115678	

\*Two republican tickets were voted—the regular and the sugar planters'.

FOR REPRESENTATIVES IN CONGRESS, 1906.

1. Parishes of Orleans (part), St. Bernard and Plaquemines.  
Adolph Meyer, Dem.....8,667  
Henry Seiner, Rep.....681  
Alex. L. Smith, Soc.....284
2. Parishes of Orleans (part), Jefferson, St. Charles, St. James and St. John.  
Robert C. Davey, Dem.....6,349  
A. L. Redden, Rep.....409  
W. Covington Hall, Soc.....154
3. Parishes of Assumption, Iberia, Lafay-

- ette, Lafourche, St. Martin, St. Mary, Terrebonne and Vermilion.  
Robert F. Bronsard, Dem.....4,297  
S. P. Watts, Rep.....753
4. Parishes of Bienville, Bossier, Caddo, De Soto, Natchitoches, Red River, Sabine, Webster and Winn.  
John T. Watkins, Dem.....3,210  
E. P. Mills, Rep.....88
  5. Parishes of Caldwell, Catahoula, Claiborne, Concordia, East Carroll, Franklin, Jackson, Lincoln, Madison, Morehouse,

Ouachita, Richland, Tensas, Union and West Carroll.  
 Joseph E. Ransdell, Dem.....3,177  
 6. Parishes of Ascension, East Baton Rouge, East Feliciana, Iberville, Livingston, Pointe Coupee, St. Helena, St. Tammany, Tangipahoa, Washington, West Baton Rouge, West Feliciana.  
 George K. Favrot, Dem.....3,270  
 John Deblieux, Rep..... 269  
 7. Parishes of Acadia, Avoyelles, Calcasieu, Cameron, Grant, Rapides, St. Landry and Vernon.

A. P. Pujol, Dem.....3,761  
 C. C. Duson, Rep.....1,762  
 James Barnes, Soc..... 165  
 STATE OFFICERS.  
 (All democrats.)  
 Governor—Newton C. Blanchard.  
 Lieutenant-Governor—Jared Y. Sanders.  
 Secretary of State—John T. Michel.  
 Auditor—Paul Capedivelle.  
 Treasurer—J. M. Smith.  
 Attorney-General—Walter Gulon.  
 Sup't Public Instruction—J. B. Aswell.  
 Legislature—All democrats.

**MAINE (Population in 1904, 702,875).**

Population in 1900.	GOVERNOR 1906					PRESIDENT 1904					PRESIDENT 1900				
	Rep.	Dem.	Pro.	Soc.	Rep.	Dem.	Pro.	Soc.	Debs.	Watson.	McKinley.	Bryan.	Woolley.	Debs.	
52422 Androscoggin...	4254	5701	57	165..	4393	2206	85	333	33..	4688	3182	203	59		
60744 Aroostook.....	4391	2117	126	22..	4081	736	178	25	7..	4192	1030	280	9		
100689 Cumberland.....	9839	10456	226	356..	9356	4989	179	513	17..	8824	5770	337	129		
18444 Franklin.....	2458	1538	33	8..	2135	755	46	9	10..	2255	1085	65	129		
37241 Hancock.....	3954	3137	17	60..	3430	1558	41	62	17..	3432	1860	69	27		
59117 Kennebec.....	6034	6102	98	97..	5765	2333	119	155	23..	6228	3410	257	54		
30406 Knox.....	3011	3586	41	177..	2538	1806	42	143	44..	2762	2765	74	64		
19669 Lincoln.....	2279	1945	26	32..	1794	1065	47	44	13..	2212	1419	48	9		
32238 Oxford.....	4620	2993	37	44..	3886	1565	87	50	17..	3912	2023	146	13		
76246 Penobscot.....	6965	6767	96	85..	6014	2243	149	66	71..	6873	3615	237	36		
16949 Piscataquis.....	1958	1226	50	3..	2043	616	71	2	10..	2023	824	146	4		
20330 Sagadahoc.....	1923	1803	72	37..	1948	754	120	88	8..	2245	1025	192	19		
33849 Somerset.....	3647	3068	68	244..	3716	1324	67	265	14..	3727	1948	121	292		
24185 Waldo.....	2832	2711	41	48..	2249	1064	44	39	17..	1468	710	65	20		
45232 Washington.....	3798	3357	34	129..	3398	1631	61	92	17..	3705	2110	110	76		
64885 York.....	6882	4940	117	43..	7096	2865	174	217	20..	6949	4046	235	65		
Total.....	69315	61477	1189	1553..	64437	27680	1510	2103	338..	65435	38822	2585	878		
Plurality.....	7838				38807					28613					
Per cent.....	51.93	46.06	.85	1.16..	67.05	28.77	1.57	2.19	35..	61.89	34.83	2.44	.83		
Total vote...	133484				96018					105720					

**NOTE FOR GOVERNOR, 1906.**

Wm. T. Cobb, Rep.....76,591  
 Cyrus W. Davis, Dem.....49,791  
 Nathan F. Woodbury, Pro..... 2,756  
 W. G. Hapgood, Soc..... 1,576

**FOR REPRESENTATIVES IN CONGRESS, 1906.**

1. Counties of Cumberland and York.  
 Amos L. Allen, Rep.....16,908  
 Hamlen, Dem.....15,254  
 Lord, Soc..... 416  
 2. Counties of Androscoggin, Franklin, Knox, Lincoln, Oxford and Sagadahoc.  
 Charles E. Littlefield, Rep.....18,708  
 McGillicuddy, Dem.....17,346  
 Eustis, Pro..... 253  
 Pickering, Soc..... 407  
 3. Counties of Hancock, Kennebec, Somerset and Waldo.  
 Edwin C. Burlleigh, Rep.....16,727  
 Lawrence, Dem.....14,846

Emerson, Pro..... 222  
 Henderson, Soc..... 426  
 4. Counties of Aroostook, Penobscot, Piscataquis and Washington.  
 Llewellyn Powers, Rep.....17,279  
 Hanson, Dem.....13,705  
 Sherwood, Pro..... 339  
 Goggins, Soc..... 121

**LEGISLATURE.**

	Senate.	House.	J.B.
Republicans.....	23	88	111
Democrats.....	8	63	71

**STATE OFFICERS.**  
 (All republicans.)

Governor—William T. Cobb.  
 Secretary—Byron Boyd.  
 Treasurer—Oromandel Smith.  
 Adjutant-General—John T. Richards.  
 Attorney-General—George M. Seidus.  
 Sup't of Instruction—W. W. Stetson.  
 Insurance Commissioner—S. W. Carr.

**MARYLAND (Population in 1903, 1,231,739).**

Population in 1900.	PRESIDENT 1904					PRESIDENT 1900					Gov. 1899				
	Rep.	Dem.	Pro.	Soc.	Debs.	Rep.	Dem.	Pro.	U.R.	S.L.S.	S.D.	Rep.	Dem.	Smith.	
53964 Allegany.....	5232	3326	313	413..	5044	4528	285	2	18	106..	4691	4190			
39430 Anne Arundel.....	2849	3001	108	22..	4045	3298	103	—	—	1..	3004	3564			
568357 Baltimore city.....	47444	47901	731	1461..	58880	51973	123	67	205	617..	47318	55419			
40755 Baltimore county...	7570	9394	194	88..	9351	9147	349	17	72	56..	7677	9547			
10223 Calvert.....	1030	740	17	5..	1414	936	36	1	—	3..	1322	955			
16218 Caroline.....	1452	1809	86	23..	1798	1174	139	—	—	8..	1727	1808			
33860 Carroll.....	3357	3527	130	13..	4105	4025	190	7	8	12..	3877	4065			
24692 Cecil.....	2425	2554	53	5..	2900	2989	95	5	8	11..	2609	3127			
17682 Charles.....	1659	1180	24	7..	2271	1938	19	1	—	6..	2129	1341			
27962 Dorchester.....	2680	2087	86	16..	3369	2734	129	6	4	5..	3150	3244			
51920 Frederick.....	5783	5004	149	15..	6383	5824	216	5	10	15..	5741	5867			
17701 Garrett.....	2051	947	47	18..	2264	1283	31	2	—	6..	1940	1265			
28289 Harford.....	2561	3151	117	4..	3146	3509	250	8	4	9..	2692	3410			
16715 Howard.....	1258	1914	40	14..	1800	1905	72	—	3	4..	1582	2050			
18786 Kent.....	1841	1956	44	2..	2426	2077	65	1	2	4..	2362	2284			
30451 Montgomery.....	2711	3082	79	10..	3555	3679	102	3	6	9..	3006	3397			
29898 Prince George.....	2845	2270	18	6..	3456	2787	26	5	3	6..	3100	2936			
18964 Queen Anne.....	1487	2253	130	10..	1873	2553	113	1	2	5..	1677	2549			

ELECTION RETURNS.

Population.	Roosevelt.	Parker.	Swallow.	Debs.	McKinley	Bryan	Woolley	Ellis	Mal'n'y	Debs.	Lowndes.	Smith
17182 St. Mary.....	1174	1247	21	4.	2089	1585	17	—	24	—	2782	2696
25423 Somerset.....	1874	1580	177	6..	2855	2019	317	3	2	6..	1766	1779
20342 Talbot.....	1999	1861	89	7..	2573	2233	161	3	6	4.	2329	2401
45133 Washington.....	4581	4064	103	85..	5476	4965	154	8	4	14..	4998	5045
22852 Wicomico.....	2179	2593	127	1..	2378	2793	205	—	8	—	2325	2812
20865 Worcester.....	1450	2000	146	12..	1991	2451	247	2	—	1..	1588	2663
Total.....	109497	109446	3034	2247..	13212	122271	4582	147	391	908..	116286	128400
Plurality.....	51				13941							12123
Per cent.....	48.83	48.82	1.35	1.00..	51.49	46.22	1.73	.05	.15	.35.	46.30	51.12
Total vote.....		224234				264511					251183	

FOR REPRESENTATIVES IN CONGRESS, 1906.

- Counties of Worcester, Somerset, Wicomico, Dorchester, Talbot, Queen Anne, Caroline, Kent and Cecil.  
Thomas A. Smith, Dem.....16,124  
William Humphreys Jackson, Rep.....18,559  
John H. Dulany, Pro.....1,338  
N. S. Callahan, Ind.....1
- Baltimore city, wards 15 and 16; counties of Carroll, Harford and Baltimore.  
Joshua Frederick C. Talbot, Dem.....17,870  
Robert Garrett, Rep.....16,618  
John S. Green, Pro.....637  
George A. Bauer, Soc.....439
- Baltimore city, wards 1, 2, 3, 4, 5, 6, 7, 8 and 22 and the 9th, 10th, 11th and 13th precincts of the 18th ward.  
Harry B. Wolf, Dem.....15,725  
William W. Johnson, Rep.....14,841  
George R. Gorsuch, Pro.....378  
Joseph P. Jarboe, Soc.....617
- Baltimore city, wards 9, 10, 11, 12, 13, 14, 17, 19 and 20 and the 1st, 2d, 3d and 12th precincts of the 18th ward.  
John Gill, Jr., Dem.....18,010  
John V. L. Findlay, Jr., Rep.....16,306  
William M. Jett, Pro.....613  
Edward B. Steele, Soc.....584

- Baltimore city, wards 21, 23 and 24 and the 4th, 5th, 6th, 7th and 8th precincts of the 18th ward, counties of St. Mary, Charles, Calvert, Prince George, Anne Arundel and Howard.  
George M. Smith, Dem.....13,408  
Sydney E. Mudd, Rep.....16,738  
William H. Silk, Pro.....492  
John S. Mathews, Soc.....613
- Counties of Allegany, Garrett, Washington, Montgomery and Frederick.  
Harvey M. Spessard, Dem.....11,232  
George Alexander Pearre, Rep.....16,136  
Francis B. Sappington, Pro.....953  
Ira Culp, Soc.....853

LEGISLATURE.

	Senate.	House.	J.B.
Republicans .....	9	44	53
Democrats .....	17	51	68

STATE OFFICERS.

- (All democrats.)  
Governor—Edwin Warfield.  
Secretary—Oswald Tighman.  
Treasurer—Murray Tighman.  
Comptroller—Gordon T. Atkinson.  
Adjutant-General—Clinton L. Riggs.  
Attorney-General—Wm. S. Bryan, Jr.  
Superintendent of Education—M. B. Stevens.  
Commissioner of Insurance—B. Frank Crouse.

MASSACHUSETTS (Population in 1903, 2,974,021).

Population in 1900.	COUNTIES. (14)	GOVERNOR 1906					PRESIDENT 1904						
		Rep. Guild.	Pro. Moran.	Ind. Moran.	L. Dem.	Soc. Moran.	Soc. L. Rep.	Dem. Carey.	Pro. R.	Dem. Park.	Pro. S.	L. Pro.	Peo. W. Watson.
27826	Barnstable.....	2746	214	192	524	24	16.	3638	900	35	77	16	15
95667	Berkshire.....	7431	645	306	3553	383	189..	9310	5800	361	156	119	75
252029	Bristol.....	15631	2309	2854	7687	351	263.	18742	11103	724	344	230	92
4561	Dukes.....	501	18	10	42	5	7..	602	120	9	13	5	2
357030	Essex.....	30887	4254	5462	14073	1559	312..	36980	18562	2366	860	409	215
41209	Franklin.....	4054	263	250	1169	117	30.	5034	1672	217	84	13	30
175603	Hampden.....	12710	1004	895	6871	1024	289..	14962	9769	1115	195	180	150
58820	Hampshire.....	4729	384	342	1851	150	63.	5892	2292	248	140	29	32
565696	Middlesex.....	49646	5019	7641	23339	826	272..	55704	32889	1665	951	424	233
3006	Nantucket.....	372	48	15	89	4	4..	378	170	1	7	4	2
161539	Norfolk.....	14719	1255	2141	5096	523	76..	16104	8372	1036	253	93	50
113885	Plymouth.....	10033	1348	2352	3727	973	74..	12671	5746	2043	194	51	101
611417	Suffolk.....	41523	6142	9461	36002	1045	290..	43681	51714	2387	487	507	188
346958	Worcester.....	27446	2733	3944	11851	954	297..	31124	17037	1397	518	279	106
Total.....		222528	25636	35855	115764	7938	2182.	257,922	165746	13604	4279	2959	1294
Plurality.....		30233						92076					
Per cent.....		53.18			45.98	1.87	.51..	57.92	37.23	3.06	.96	.53	.29
Total vote.....			418255					445104					

For Governor in 1906 Moran, Dem., also received 15,040 nonpartisan votes and Wellesley, state government reform, 3,312 votes.

FOR REPRESENTATIVES IN CONGRESS, 1906.

- Counties of Berkshire, Franklin (part), Hampshire (part) and Hampden (part).  
George P. Lawrence, Rep.....15,622  
Frank J. Lawler, Dem.....9,528  
Benjamin Clow, Soc.....1,012
- Counties of Franklin (part), Hampden (part) and Worcester (part).  
Frederick H. Gillett, Rep.....15,873  
Edward A. Hall, Dem.....8,412  
George H. Wrenn, Soc.....1,622
- County of Worcester (part).  
Charles G. Washburn, Rep.....15,686  
William I. McLoughlin, Dem.....10,415  
Louis F. Weiss, Soc.....658

- Counties of Worcester (part) and Middlesex (part).  
Charles Q. Tirrell, Rep.....20,750  
Timothy Richardson, Soc.....5,501
- Counties of Middlesex (part) and Essex (part).  
Butler Ames, Rep.....15,778  
Joseph J. Flynn, Dem.....12,881  
Fred P. Folsom, Soc.....470
- County of Essex (part).  
Augustus P. Gardner, Rep.....18,390  
George A. Schofield, Dem.....14,055  
John F. Putnam, Soc.....1,102
- Counties of Essex (part) and Suffolk.  
Ernest W. Roberts, Rep.....21,752

John A. O'Keefe, Dem..... 9,816  
 Bernard W. Gidney, Soc.....1,172  
 8. County of Middlesex (part).  
 Samuel W. McCall, Rep.....17,952  
 Frederick S. Deltrick, Dem.....11,690  
 Orton D. Field, Soc..... 597  
 9. Wards 1, 2, 3, 4, 5, 6, 7, 8, 9 and precincts 6 and 7 of ward 12 in Boston and town of Winthrop, in Suffolk county.  
 John A. Kellher, Dem.....15,997  
 Edward C. Webb, Rep..... 6,256  
 George W. Galvin, Soc.....1,242  
 10. Wards 13, 14, 15, 16, 17, 20 and 24 in Boston and town of Milton in Norfolk county.  
 Joseph F. O'Connell, Dem.....18,979  
 Edward B. Callender, Rep.....14,621  
 Ira E. Worcester, Soc..... 948  
 11. Wards 10, 11 and precincts 1, 2, 3, 4 and 5 of ward 112 and wards 18, 19, 21, 22, 23 and 25 in Boston.  
 Andrew J. Peters, Dem.....18,099  
 Daniel W. Lane, Rep.....14,670  
 George G. Cutting, Soc..... 785

12. Counties of Middlesex (part), Worcester (part) and Bristol (part).  
 John W. Weeks, Rep.....18,948  
 David W. Murray, Dem.....10,591  
 Calvin C. Jordan, Soc..... 1,289  
 13. Counties of Bristol (part), Plymouth (part), Dukes and Nantucket.  
 William S. Greene, Rep.....14,236  
 Francis M. Kennedy, Dem..... 6,603  
 14. Counties of Plymouth (part), Bristol (part) and Barnstable.  
 William C. Lovering, Rep.....18,002  
 Thomas F. Loorem, Dem..... 6,815  
 Daniel A. White, Soc..... 4,301

LEGISLATURE.

Senate. House. J. B.  
 Republicans .....23 175 203  
 Democrats .....12 65 77

STATE OFFICERS.

Governor—Curtis Guild, Jr., Rep.  
 Lieutenant-Governor—Eben S. Draper, Rep.  
 Secretary—William M. Olin, Rep.  
 Treasurer—Arthur B. Chapin, Rep.  
 Auditor—Henry E. Turner, Rep.  
 Attorney-General—Dana Malone, Rep.

MICHIGAN (Population in 1903, 2,510,647).

Population in 1900.	GOVERNOR 1906					PRESIDENT 1904					GOVERNOR 1902					
	Rep.	Dem.	Pro. Soc.	S. L.	Warr'n	Rep.	Dem.	Pro. Soc.	S. L.	Roos.	Parke.	Swallow.	Debs.	Cor'gan.	Wat. Bliss.	Durand.
5691	Alcona	727	58	15	4	901	92	20	13	—	—	505	104	18		
5998	Alger	745	176	19	13	1079	204	10	27	2	4.	603	296	7		
38812	Allegan	2489	848	118	61	5586	1576	277	76	6	31.	3492	1716	159		
18254	Alpena	1885	930	28	64	2494	906	30	144	15	7.	1937	1443	32		
16568	Antrim	1370	372	48	15	2907	433	86	12	—	5.	1006	451	48		
9821	Arenac	886	696	41	47	1372	457	90	67	2	6.	709	658	32		
4320	Baraga	544	188	11	3	564	185	11	4	3	2.	548	266	12		
22514	Barry	2324	1746	163	16	3675	1313	277	41	7	9.	2592	2321	222		
62	78	78	78	78	78	78	78	78	78	78	78	78	78	78		
9855	Benzie	1033	188	102	23	1581	285	215	35	4	23.	786	377	227		
49165	Berrien	5143	3749	159	152	7309	3817	205	218	21	31.	5630	4575	171		
27811	Branch	2514	989	66	43	4337	1596	177	38	12	50.	3045	1967	141		
49315	Calhoun	4378	2604	191	397	7509	3068	303	638	65	35.	3949	3900	213		
20876	Cass	2322	2367	97	65	449	1965	214	138	6	24.	2361	2283	139		
13956	Charlevoix	1726	296	65	46	2770	474	97	58	5	6.	836	295	52		
15516	Chelan	1795	1086	34	35	2571	979	48	51	11	9.	1475	1170	45		
21338	Chippewa	2204	768	52	20	2421	661	130	35	1	5.	2294	1131	48		
8360	Clare	875	428	26	6	1054	516	45	27	1	5.	933	674	34		
25136	Clinton	2418	1661	99	21	4101	2062	127	32	5	1.	2380	1860	164		
2942	Crawford	471	234	13	12	587	190	10	8	—	3.	347	303	18		
23881	Delta	1743	266	34	49	3329	659	48	101	22	10.	1809	312	29		
17800	Dickinson	1937	129	108	42	2984	282	68	45	9	9.	1929	289	48		
31668	Eaton	3172	2069	130	66	5551	2140	205	62	10	38.	3416	2847	138		
15931	Emmet	1416	637	142	11	2710	941	243	10	3	13.	1597	906	150		
41804	Genesee	4572	2029	261	198	6592	2378	391	300	24	14.	4276	3544	259		
6564	Gladwin	606	132	13	11	1093	232	31	14	2	1.	644	255	18		
16738	Gogebic	1660	720	128	44	2110	415	115	43	18	6.	1408	576	117		
20479	Grand Traverse	1213	390	95	14	3379	592	135	16	7	21.	1317	637	92		
29889	Gratiot	2854	1472	122	28	4529	1861	238	45	3	24.	3268	1729	147		
29365	Hillsdale	2210	1026	119	20	4948	1655	221	44	6	55.	3513	2149	248		
66063	Houghton	4009	957	494	217	8857	1470	383	527	42	14.	3874	1279	214		
34162	Huron	2610	1191	101	26	4193	1482	170	38	2	8.	2583	1870	266		
39318	Ingham	5151	3374	312	69	6813	3868	381	146	17	29.	4603	4790	392		
34329	Ionia	3599	2805	384	57	5440	2724	246	87	6	16.	3937	3291	253		
10246	Iscos	844	418	15	8	1481	426	34	25	—	1.	1022	500	26		
8900	Iron	446	53	24	6	1620	139	20	3	2	6.	778	132	6		
22784	Isabella	2380	1478	67	15	4	3544	1320	92	19	18.	2027	1647	67		
48222	Jackson	5474	4331	191	42	7779	4130	250	110	72	25.	4880	5276	259		
44310	Kalamazoo	4624	3885	239	265	7168	3252	496	479	63	27.	4186	4065	181		
7133	Kalkaska	433	109	29	13	1351	183	69	3	—	4.	567	127	25		
129714	Kent	10337	4426	376	991	20236	6425	671	824	45	52.	9706	8322	472		
3217	Keweenaw	455	21	4	12	659	29	4	2	3	—	275	30	2		
4957	Lake	369	71	9	5	905	210	9	13	—	2.	609	285	19		
27641	Lapeer	2800	1415	109	34	3916	1518	172	57	2	13.	2543	1747	161		
10556	Leelanaw	712	202	45	4	1464	416	58	3	2	2.	860	453	42		
48408	Lenawee	4957	3410	211	33	7891	3334	379	44	11	48.	5185	4290	113		
19664	Livingston	2380	2227	367	9	3287	1989	154	9	3	9.	2325	2505	133		
2983	Luce	467	169	24	3	344	63	16	3	3	1.	329	155	13		
7703	Mackinac	823	553	16	4	1189	503	20	4	2	3.	782	732	18		
33244	Macomb	3904	2986	107	16	8	4815	2900	150	30	5	14.	3568	3512	164	
27856	Manistee	2174	1546	44	55	3157	1236	103	155	20	6.	2630	1744	73		
41229	Marquette	3814	572	188	322	36.	5655	785	219	120	18	21.	3190	830	109	
18885	Mason	1389	983	75	18	2395	761	121	33	2	5.	1355	874	85		

Population.	Warner.	Kim.	erie.	Reed.	Walker.	Richter.	Roosevelt.	Parker.	Swallow.	Debs.	Cor'gan.	Wat.	Bliss.	Durand.	Western'n.
20683 Mecosta.....	1381	498	52	45	7..	3313	896	127	25	1	2..	1579	707	96	
27046 Menominee....	1887	1006	74	43	9..	3244	901	92	102	11	8..	1784	1146	34	
14469 Midland.....	1652	744	31	25	5..	2107	765	73	30	1	6..	1357	992	34	
9363 Missaukee.....	1022	382	36	4	1..	1781	344	50	19	—	10..	1129	562	37	
32754 Monroe.....	3217	3113	127	23	3..	4405	3126	172	16	3	14..	3366	3157	191	
32754 Montcalm.....	3280	1145	117	57	12..	5312	1371	162	57	14	8..	2638	1578	287	
32754 Montmorency..	444	126	4	2	1..	654	149	10	—	1	1..	444	238	2	
32046 Muskegon.....	3491	1503	46	341	10..	5452	1178	103	375	13	5..	3672	1912	79	
17673 Newaygo.....	1175	381	46	19	3..	2065	791	132	15	3	4..	1894	948	95	
44792 Oakland.....	4052	2355	175	32	14..	6881	3956	261	60	6	19..	4076	4901	251	
16944 Oceana.....	1579	656	203	29	6..	2553	594	203	46	2	12..	1887	675	231	
7765 Ogemaw.....	947	325	46	8	5..	1320	329	82	9	1	8..	842	438	80	
6197 Ontonagon.....	1065	451	20	34	13..	1346	356	17	22	4	3..	1003	427	6	
17859 Osceola.....	1279	492	68	5	—	1994	562	135	14	5	7..	1524	451	111	
1467 Oscoda.....	270	77	2	1	—	323	44	7	1	—	—	242	66	5	
6175 Otsego.....	443	113	17	7	1..	1241	265	45	14	4	4..	649	286	25	
30667 Ottawa.....	3195	1233	111	115	21..	5907	1553	176	167	21	19..	3731	1680	161	
8821 Presque Isle..	1219	311	13	4	3..	1870	364	13	5	1	1..	1133	566	12	
1787 Roscommon....	304	131	5	10	—	373	117	12	20	1	—	238	206	5	
81222 Saginaw.....	6987	6107	143	393	65..	10146	5343	202	957	71	22..	6410	6835	199	
35055 Sanilac.....	2326	716	130	19	11..	4639	1213	338	24	5	25..	2196	971	133	
7889 Schoolcraft....	723	116	10	10	8..	1471	225	41	20	2	3..	819	405	21	
33865 Shiawassee....	3904	2125	339	24	52..	5552	2238	466	101	15	16..	3680	3127	357	
5528 St. Clair.....	5581	3951	154	111	27..	8307	3246	241	210	16	14..	5472	5172	177	
23889 St. Joseph.....	2741	2102	86	62	9..	3648	2175	121	109	9	37..	2335	2619	75	
35800 Tuscola.....	2947	1194	249	40	7..	4991	1520	349	42	4	14..	3077	1693	346	
33274 Van Buren....	5095	1280	143	1	—	5250	1632	216	71	9	46..	3710	2360	132	
47761 Washtenaw....	5220	3758	110	33	16..	6567	3777	173	35	19	11..	3548	5044	214	
348793 Wayne.....	34728	24713	403	573	209..	48418	19599	423	1191	134	59..	21659	32392	707	
16845 Wexford.....	1758	397	174	12	7..	3003	690	220	12	2	5..	1286	574	92	

Total.....	227559	129963	9140	5926	1153.	361866	134151	13308	8941	1012	1159.	211261	174077	11326	
Plurality.....	97594					22715						37184			
*Per cent.....	60.83	34.77	2.45	1.32	.63.	69.53	25.78	2.56	1.72	.19	22..	52.52	43.28	2.81	
Total vote.....			373739		..		520437				..		402217		

FOR REPRESENTATIVES IN CONGRESS, 1906.

- Thirteen wards city of Detroit.  
Edwin Denby, Rep.....23,741  
Frederick F. Ingram, Dem.....16,975
- The counties of Jackson, Lenawee, Monroe, Washtenaw, ten townships in Wayne county, city of Wyandotte.  
Charles E. Townsend, Rep.....23,397  
John W. Gray, Pro..... 924
- The counties of Branch, Calhoun, Eaton, Hillsdale and Kalamazoo.  
Washington Gardner, Rep.....16,821  
John B. Shipman, Dem.....10,388
- The counties of Allegan, Barry, Berrien, Cass, St. Joseph and Van Buren.  
Edward L. Hamilton, Rep.....18,553  
G. R. Herkimer, Dem.....11,561  
H. S. McMaster, Pro..... 481
- The counties of Ionia, Kent and Ottawa.  
William Alden Smith, Rep.....18,487  
I. H. Morris, Pro..... 1,006  
John E. Nicles, Soc..... 1,302
- The counties of Genesee, Ingham, Livingston, Oakland, six townships Wayne county, three wards city of Detroit.  
Samuel W. Smith, Rep.....24,001  
Peter B. DeLisle, Dem.....14,360
- The counties of Huron, Lapeer, Macomb, Sanilac, St. Clair, two townships Wayne county.  
Henry McMorrin, Rep.....17,100  
William Springer, Dem.....11,028
- The counties of Clinton, Saginaw, Shiawassee and Tuscola.  
Joseph Fordney, Rep.....16,849  
William A. Hearrt, Pro..... 820
- The counties of Benzie, Lake, Leelanaw,

- Manitou, Manistee, Mason, Muskegon, Newaygo, Oceana and Wexford.  
James McLaughlin, Rep.....14,374  
E. C. Wing, Dem..... 5,288
- The counties of Alcona, Alpena, Arenac, Bay, Cheboygan, Crawford, Emmet, Gladwin, Iosco, Midland, Montmorency, Ogemaw, Otsego and Presque Isle.  
George A. Loud, Rep.....18,958  
Joseph Labarge, Soc..... 527
  - The counties of Antrim, Charlevoix, Clare, Grand Traverse, Gratiot, Isabella, Kalkaska, Mecosta, Missaukee, Montcalm, Osceola and Roscommon.  
Archibald B. Darragh, Rep.....18,110  
Arthur J. Lacey, Dem.....7,517
  - The counties of Alger, Baraga, Chippewa, Delta, Dickinson, Gogebic, Houghton, Iron, Keweenaw, Luce, Mackinac, Marquette, Menominee, Ontonagon and Schoolcraft.  
H. Olin Young, Rep.....22,271  
J. J. Ryan, Dem..... 6,135

LEGISLATURE.

	Senate.	House.	J.B.
Republicans .....	32	95	127
Democrats .....	—	5	5

STATE OFFICERS.

(All republicans.)

- Governor—Fred M. Warner.  
Lieutenant-Governor—P. H. Kelly.  
Secretary—George A. Prescott.  
Treasurer—Frank P. Glazier.  
Auditor—James B. Bradley.  
Attorney-General—John E. Bird.  
Land Office Commissioner—Wm. H. Rose.  
Sup't Public Instruction—L. L. Wright.

MINNESOTA (Population in 1903, 1,857,462).

Population in 1900.	COUNTIES. (83)	GOV. 1906		PRESIDENT 1904					PRESIDENT 1900				
		Rep.	Dem.	Rep.	Dem.	Pro. Soc. S. L.	Dem. Corgan.	Rep.	Dem.	Pro. S. D.	S. L.		
		Cole	Johnson	Roosevelt	Parker	Swallow	Debs	Corgan	McKinley	Bryan	Woolley	Debs	Maloney
6743	Aitkin	573	639	1327	191	39	61	15	988	262	17	7	4
11313	Anoka	774	1070	1857	283	20	20	11	1511	555	48	15	3
14375	Becker	828	1078	1872	310	84	68	16	1790	771	138	52	19
11830	Beltrami	747	899	1953	242	26	135	11	1339	767	18	27	7
9912	Benton	556	1180	1206	433	—	—	—	849	751	15	25	6
8731	Big Stone	468	925	1235	319	54	68	7	1081	644	89	5	2
32263	Blue Earth	1922	2970	3573	1419	142	135	29	3647	2254	230	68	16
19787	Brown	850	2213	2073	849	27	53	7	1695	1471	50	35	5
10017	Carlton	728	957	1480	236	19	175	8	1119	467	23	14	4
17544	Carver	1033	1656	1735	673	—	—	—	1775	1146	34	20	6
7777	Cass	794	541	1178	222	17	136	19	1074	518	21	29	6
12499	Chippewa	723	1294	1830	338	86	32	10	1432	707	67	35	6
13248	Chisago	911	1193	2417	156	16	46	7	2354	411	26	26	7
17942	Clay	858	1748	2185	388	81	101	35	1903	1165	103	26	4
	Clearwater	357	604	903	79	13	38	15	—	—	—	—	—
810	Cook	139	126	207	31	9	3	—	81	65	6	1	2
12069	Cottonwood	513	881	1536	213	43	7	19	1368	547	73	7	4
14250	Crow Wing	1036	1259	2150	333	36	258	18	1803	804	45	18	12
21733	Dakota	1195	2592	2685	1078	68	56	15	1904	1878	143	49	23
13340	Dodge	718	912	1499	320	96	21	40	1611	674	181	6	4
17934	Douglas	812	1394	2171	410	69	56	23	1917	1194	75	12	4
22655	Faribault	1500	1445	2792	611	165	16	9	2910	936	245	22	8
28238	Fillmore	1318	1472	3242	554	120	75	53	3741	1364	211	34	9
21838	Freeborn	1071	1605	2876	461	207	95	33	2934	838	171	10	3
31137	Goodhue	1926	2242	4562	737	100	37	20	4894	1125	169	26	17
8935	Grant	360	895	1209	102	47	12	8	1062	456	73	15	9
28230	Hennepin	14010	28404	31437	5710	—	—	—	26902	14498	781	631	283
15400	Houston	818	634	1546	434	31	12	6	1765	884	72	11	1
6578	Hubbard	828	737	1392	232	33	76	—	1009	864	29	20	4
11675	Isanti	889	1125	1603	137	71	76	11	1525	504	39	21	9
4573	Itasca	1297	1671	1790	250	—	—	—	770	413	13	9	11
14793	Jackson	1253	1355	2032	554	33	22	28	1757	993	83	24	4
4614	Kanabec	314	421	872	107	20	8	5	658	210	11	9	8
18416	Kandiyohi	986	1889	2576	254	81	99	161	2543	1204	84	8	4
7889	Kittson	428	972	1085	157	60	15	8	885	562	30	22	2
14289	Lac qui Parle	635	1118	1886	243	91	14	31	1324	642	101	19	8
4654	Lake	223	529	603	77	7	194	5	639	278	20	8	9
20234	Le Sueur	1202	2545	2086	1251	55	107	16	1941	1858	103	45	13
8966	Lincoln	351	788	1323	258	52	10	17	866	528	50	6	4
44591	Lyon	815	1288	2394	330	107	50	52	1844	879	111	16	2
13695	McLeod	814	1919	1478	793	74	23	11	1691	1540	110	31	9
15698	Marshall	710	1760	1720	275	132	63	44	1457	905	70	4	6
16396	Martin	972	1757	2168	657	168	55	18	1819	1238	235	31	8
17753	Meeker	862	1365	2327	632	79	31	20	2032	1300	108	12	6
8066	Miller Lacs	529	656	1451	155	59	50	12	1072	358	56	10	5
22891	Morrison	1091	2546	2498	1129	48	42	17	1880	1838	63	24	12
22335	Mower	1116	1454	2769	552	75	153	17	3076	1081	159	25	11
11911	Murray	619	1116	1464	538	27	14	25	1358	816	51	11	6
14774	Nicollet	451	1712	1677	513	56	12	6	1684	858	64	14	6
14932	Nobles	769	1345	1733	622	68	12	21	1709	1101	137	14	2
15045	Norman	746	1282	1782	162	125	173	40	1492	964	287	41	1
23119	Olmsted	1517	2145	2745	1143	87	15	16	2818	1587	131	21	6
45375	Otter Tail	1450	3846	4643	889	278	367	96	3446	3257	440	56	54
11546	Pine	632	1210	1743	463	34	93	13	1121	726	23	17	11
9244	Pipestone	557	843	1185	239	39	35	27	1112	632	50	4	—
35429	Polk	1062	3066	3549	638	242	357	71	2863	2533	161	186	27
12577	Pope	553	705	1729	159	45	8	18	1774	481	57	5	5
17054	Ramsey	8882	16561	18293	5860	221	1474	82	15284	10931	449	359	222
12195	Red Lake	803	1333	1430	399	46	165	21	823	1165	41	67	9
17261	Redwood	926	1383	2194	462	64	16	15	2127	918	110	34	12
23693	Renville	1281	1939	2625	639	124	20	40	2809	1326	146	41	15
20080	Rice	1370	2374	3160	1067	58	112	30	2924	1688	152	70	10
9668	Rock	549	718	1243	242	42	23	20	1234	573	73	9	4
6794	Roseau	513	789	1042	182	38	132	16	632	537	13	4	1
82932	St. Louis	5109	6522	10375	1972	155	609	110	8851	4667	181	82	109
15147	Scott	320	1247	1138	1021	8	18	4	996	1588	23	26	9
7281	Sherburne	505	514	1165	186	21	23	12	461	373	49	7	—
16862	Sibley	761	1675	1628	662	48	2	20	1736	1272	45	28	6
14464	Stearns	1247	4158	2849	2625	60	85	25	2460	4244	119	62	35
16524	Steele	1346	1833	2005	1067	77	52	12	1833	1188	107	11	4
8731	Stevens	575	904	1254	392	23	19	8	1036	682	50	13	5
13503	Swift	638	1576	1784	462	55	14	21	1378	1028	61	20	7
22214	Todd	1313	2022	2861	742	132	91	26	2212	1487	192	28	11
7573	Traverse	334	530	885	247	10	14	1	768	720	30	7	2
18924	Wabasha	1301	2126	2315	1083	59	28	14	2114	1406	110	20	15
7921	Wadena	532	766	1159	191	19	25	8	949	448	36	11	1
14790	Waseca	879	1688	1714	631	30	22	45	1744	1155	51	27	6
27808	Washington	1264	1936	2813	652	17	41	18	2484	1279	47	37	10
11496	Watsonwan	706	1037	1455	307	43	6	6	1509	609	66	10	4
8080	Wilkin	411	638	1103	246	31	39	6	812	563	51	25	9

ELECTION RETURNS.

Population.	Cole	Johnson	Roosevelt.	Parker	Swallow	Debs.	Cor'gan.	McKinley.	Bryan	Woolley	Debs	Malloney
35786 Winona.....	1848	3951..	3734	2063	44	110	59..	3305	3436	87	62	90
29157 Wright.....	1082	1819..	3187	860	—	—	—	3153	1888	100	46	6
14602 Yellow Medicine...	523	954..	1947	258	96	69	10..	1743	763	111	20	6
Total.....	95846	168103..	216651	55187	6253	11692	974..	190161	112901	8555	3065	1329
Plurality.....	72259	..	161464	..	..	..	..	77500	..	..	..	..
Percent.....	..	..	75.67	19.37	1.84	2.47	.65..	60.21	35.69	2.70	.96	.42
Total vote.....	..	..	202860	..	..	..	..	316311	..	..	..	..

For governor in 1906, Charles W. Dorsett, Pro., received 8,173 votes and O. E. Lofthus, Public Ownership, 4,541.

For president in 1904, William P. Wood, received 2,103 votes. For governor in 1902, Melghen, Pop., received 5,349 votes; Scanlon, Pro., 5,733; Nash, Ind., 2,392, and Van Lear, S. L., 2,427.

FOR REPRESENTATIVES IN CONGRESS, 1906.

- Counties of Dodge, Fillmore, Freeborn, Houston, Mower, Olmsted, Steele, Wabasha, Waseca and Winona.  
James A. Tawney, Rep.....17,052  
Andrew French, Dem.....12,676
- Counties of Blue Earth, Brown, Cottonwood, Faribault, Jackson, Martin, Murray, Nobles, Pipestone, Rock and Watonwan.  
James T. McCleary, Rep.....12,507  
W. S. Hammond, Dem.....13,554  
Scattering ..... 92
- Counties of Carver, Dakota, Goodhue, Le Sueur, McLeod, Nicollet, Rice, Scott and Sibley.  
Charles H. Davis, Rep.....19,361  
Scattering ..... 9
- Counties of Chisago, Ramsey and Washington.  
Fred C. Stevens, Rep.....18,743  
Gustave Scholle, Dem..... 8,775
- County of Hennepin.  
Frank M. Nye, Rep.....23,742  
F. D. Larrabee, Dem.....16,448  
Frederick Lindsay, Pro.....1,157  
Charles E. Dight, Pub. Own..... 1,386
- Counties of Benton, Cass, Crow Wing, Douglas, Hubbard, Meeker, Morrison, Sherburne, Stearns, Todd, Wadena and Wright.  
Charles A. Lindbergh, Rep.....16,752  
Merrill Tift, Dem.....12,917

- Counties of Big Stone, Chippewa, Grant, Kandiyohi, Lac qui Parle, Lincoln, Lyon, Pope, Redwood, Renville, Stevens, Swift, Traverse and Yellow Medicine.  
Andrew J. Volstead, Rep.....21,491  
Scattering ..... 3
- Counties of Aitkin, Anoka, Carlton, Cook, Isanti, Itasca, Kanabec, Lake, Mille Lacs, Pine and St. Louis.  
J. Adam Bede, Rep.....18,618  
George F. Peterson, Pub. Own..... 6,025
- Counties of Becker, Beltrami, Clay, Clearwater, Kittson, Marshall, Norman, Otter Tail, Polk, Red Lake, Roseau and Wilkin.  
Halvor Steenerson, Rep.....19,996  
Hado E. Boen, Pub. Own..... 5,133

LEGISLATURE.

	Senate.	House.	J.B.
Republicans .....	43	102	145
Democrats .....	20	14	34
Prohibitionists .....	—	3	3

STATE OFFICERS.

- Governor—John A. Johnson, Dem.  
Lieutenant-Governor—A. O. Eberhart, Rep.  
Secretary of State—Julius A. Schmahl, Rep.  
Treasurer—Clarence E. Dinehart, Rep.  
Attorney-General—Edward T. Young, Rep.  
Auditor—S. G. Iverson, Rep.  
Superintendent of Public Instruction—John W. Olsen, Rep.

MISSISSIPPI (Population in 1903, 1,551,270).

COUNTIES.

Population in 1900.	PRESIDENT 1904		PRESIDENT 1900				GOV. 1899.	
	Rep.	Dem.	Rep.	Dem.	Peo.	Dem.	Peo.	
	Roosevelt.	Parker.	Debs.	Watson.	McKinley.	Bryan.	Barker Longino, Prewitt	
30111 Adams.....	30	632	11	14..	118	530	14..	328 11
14987 Alcorn.....	66	972	10	12..	88	773	19..	779 49
20708 Amite.....	15	652	12	61..	27	772	44..	498 86
26248 Attala.....	63	1074	6	37..	138	1121	44..	1138 257
10510 Benton.....	49	580	2	7..	66	621	4..	340 12
35427 Bolivar.....	185	402	4	4..	183	392	..	414 6
16512 Calhoun.....	26	593	4	13..	73	868	30..	802 158
22116 Carroll.....	5	617	8	30..	69	712	80..	886 448
18992 Chickasaw.....	28	538	12	40..	52	470	159..	684 405
13036 Choctaw.....	65	624	5	60..	98	559	113..	798 618
20787 Claiborne.....	6	437	2	2..	17	373	8..	259 8
17741 Clarke.....	10	824	3	9..	17	676	8..	479 10
19583 Clay.....	7	484	1	20..	22	690	18..	423 43
26283 Coahoma.....	44	372	3	4..	105	296	6..	427 13
34936 Copiah.....	23	1463	6	103..	54	1314	50..	1190 70
13076 Covington.....	79	714	—	5..	203	542	6..	325 15
24751 De Soto.....	90	891	3	8..	51	754	9..	892 15
13678 Franklin.....	22	376	4	34..	36	408	40..	596 139
6795 Greene.....	35	282	1	1..	65	139	..	296 31
14112 Grenada.....	13	505	1	5..	28	481	5..	281 27
11886 Hancock.....	87	336	1	8..	67	334	6..	206 15
21002 Harrison.....	157	895	47	22..	142	619	11..	398 20
52677 Hinds.....	49	1428	16	8..	66	1378	13..	774 20
36828 Holmes.....	44	1103	57	28..	39	906	14..	652 35
10400 Issaquena.....	21	96	1	1..	13	85	1..	84 —
13544 Itawamba.....	56	838	2	12..	107	824	15..	382 65
16513 Jackson.....	74	650	8	5..	167	423	9..	297 8
15384 Jasper.....	20	654	1	33..	32	740	22..	466 7
21292 Jefferson.....	4	392	3	5..	12	492	1..	464 7
17846 Jones.....	143	944	20	92..	196	630	56..	682 104
20492 Kemper.....	35	633	5	57..	90	688	73..	815 339
22110 Lafayette.....	48	1100	5	6..	89	1025	14..	639 37
38150 Lauderdale.....	43	1958	10	48..	41	1424	49..	1025 166
15193 Lawrence.....	84	309	4	10..	120	533	20..	631 42

Population.	Roosevelt.	Parker.	Debs.	Wa'son.	McKinley.	Bryan.	Barker.	Longino.	Prewitt
17360 Leake.....	11	961	1	35..	26	927	20..	609	52
21956 Lee.....	15	1104	5	26..	63	1032	32..	539	80
25834 Le Flore.....	3	490	2	7..	6	431	7..	227	3
21552 Lincoln.....	141	593	9	12..	225	656	18..	1112	122
29095 Lowndes.....	4	891	—	3..	21	749	4..	415	9
(*) Lamar.....	70	233	4	19..	—	—	—	—	—
32493 Madison.....	34	719	3	6..	67	674	5..	301	10
13501 Marion.....	141	394	3	5..	182	488	12..	800	79
27674 Marshall.....	16	1031	2	3..	91	1065	4..	683	29
31216 Monroe.....	48	617	4	25..	62	1277	26..	755	66
16536 Montgomery.....	8	739	3	10..	28	844	18..	759	90
12726 Neshoba.....	17	932	4	83..	41	803	90..	624	134
19703 Newton.....	6	1294	6	59..	16	1194	31..	873	61
30346 Noxubee.....	2	601	—	9..	7	627	14..	427	40
20183 Oktibbeha.....	12	693	4	17..	14	666	11..	475	73
23227 Panola.....	10	805	—	6..	33	1043	11..	507	44
6497 Pearl River.....	6	178	2	1..	41	205	2..	287	15
14682 Perry.....	88	619	30	31..	197	491	17..	414	14
27545 Pike.....	76	1145	11	9..	131	1252	6..	646	25
18274 Pontotoc.....	118	658	4	49..	182	739	61..	1027	328
15788 Prentiss.....	89	776	5	14..	210	907	23..	753	215
5435 Quitman.....	24	68	—	—	34	115	1..	181	1
20355 Rankin.....	25	883	3	15..	45	816	12..	122	14
14316 Scott.....	8	742	2	17..	17	669	24..	681	40
12178 Sharkey.....	7	153	2	2..	18	186	4..	131	5
12300 Simpson.....	53	649	14	8..	74	493	25..	839	78
13055 Smith.....	21	696	5	16..	72	542	3..	1310	116
16084 Sunflower.....	9	423	2	3..	8	341	3..	249	—
19000 Tallahatchie.....	2	639	1	2..	16	504	1..	331	20
20618 Tate.....	22	726	4	6..	38	1033	6..	509	36
12983 Tippah.....	69	1018	3	13..	106	993	16..	738	77
10124 Tishomingo.....	69	584	15	4..	123	706	2..	669	56
16479 Tunica.....	11	217	2	2..	36	199	1..	140	4
16322 Union.....	84	939	5	17..	189	1156	22..	552	57
46912 Warren.....	37	1191	13	7..	136	805	7..	496	12
49216 Washington.....	49	792	4	4..	122	587	1..	458	—
12539 Wayne.....	71	478	3	15..	74	424	23..	551	72
13619 Webster.....	73	557	2	53..	156	686	42..	641	305
21459 Wilkinson.....	5	458	—	—	31	482	5..	267	3
14124 Winston.....	26	703	2	14..	42	605	43..	510	229
19742 Yalobusha.....	23	921	5	42..	68	939	19..	844	86
43943 Yazoo.....	5	666	2	2..	15	917	29..	400	25
Total.....	3168	53280	392	1424..	5753	51703	1644..	42273	6097
Plurality.....		50112				45953		36176	
Per cent.....	4.43	91.44	.68	2.45..	9.72	87.40	2.78..	87.39	12.60
Scattering.....						47			
Total vote.....		53264				59150		48370	

\*New county. Not included in census of 1900.

FOR REPRESENTATIVES IN CONGRESS, 1906.

- The counties of Alcorn, Itawamba, Lee, Lowndes, Monroe, Oktibbeha, Prentiss, Noxubee and Tishomingo.  
E. S. Candler, Dem.....2,563
- The counties of Benton, De Soto, Lafayette, Marshall, Panola, Tallahatchie, Tate, Tippah and Union.  
Thomas Speight, Dem.....2,567
- The counties of Bolivar, Coahoma, Issaquena, Le Flore, Quitman, Sharkey, Sunflower, Tunica, Holmes and Washington.  
B. G. Humphreys, Dem.....1,540
- The counties of Calhoun, Carroll, Chickasaw, Choctaw, Clay, Grenada, Montgomery, Pontotoc, Webster and Attala.  
W. S. Hill, Dem.....2,536
- The counties of Winston, Clarke, Jasper, Lauderdale, Leake, Neshoba, Newton, Scott, Smith and Kemper.  
Adam Byrd, Dem.....2,782
- The counties of Covington, Greene, Hancock, Harrison, Jackson, Jones, Lawrence,

- Marion, Perry, Wayne, Simpson and Pearl River.  
F. A. McLain, Dem.....1,933
- The counties of Claiborne, Copiah, Franklin, Jefferson, Lincoln, Adams, Pike, Amite and Wilkinson.  
E. J. Bowers, Dem.....4,077  
C. W. Brash, Soc.....173
  - The counties of Warren, Yazoo, Madison, Hinds and Rankin.  
John S. Williams, Dem.....2,091

LEGISLATURE.

	Senate.	House.	J. B.
Democrats.....	45	131	176
People's.....	—	2	2

STATE OFFICERS.  
(All democrats.)

Governor—James K. Vardaman.  
Lientenant-Governor—J. P. Carter.  
Secretary—J. W. Power.  
Treasurer—W. J. Miller.  
Auditor—T. M. Henry.  
Sup't of Education—H. L. Whitfield.  
Attorney-General—William Williams.

MISSOURI (Population in 1903, 3,227,214).

Population in 1903.	COUNTIES. (115)	—PRESIDENT 1904—					—PRESIDENT 1900—						
		Dem.	Rep.	Pro.	Soc.	S. L.	Pro.	Dem.	Pro.	S. D.	S. L.		
21728 Adair.....		1887	2791	62	183	24	85..	2673	2180	62	113	21	3
17332 Andrew.....		1691	2306	57	11	4	16..	2356	2022	34	10	17	2
16501 Atchison.....		1506	1839	97	23	—	21..	1767	1926	122	11	14	—



ELECTION RETURNS.

Population.	Parker	Roosevelt	Swallow	Debs	Cor'gan	Watson	McKinley	Bryan	Wooly	Barker	Debs	Mal'ney
21100 Andrain.....	3006	1454	45	18	6	42	1436	3477	61	35	13	3
25532 Barry.....	2237	2508	70	98	9	33	2420	2651	44	50	27	3
18253 Barton.....	1811	1845	90	212	20	19	1780	2349	96	12	83	5
30141 Bates.....	2967	2356	157	91	9	95	2731	3591	150	359	106	19
16556 Benton.....	1372	1963	66	13	1	29	1980	1532	27	70	29	2
14650 Bollinger.....	1355	1587	27	4	4	7	1515	1333	21	9	14	1
28642 Boone.....	4575	1857	45	8	—	42	1672	4795	53	47	20	3
121838 Buchanan.....	7736	8703	126	208	36	50	8329	8925	198	11	2	12
16769 Butler.....	1939	1900	25	191	17	6	1888	1670	10	6	58	7
19656 Caldwell.....	1350	2276	52	52	4	52	2235	1722	65	43	14	8
25984 Callaway.....	5896	1765	86	3	1	1	15	1894	4133	31	16	1
13113 Camden.....	883	1466	31	5	5	4	1511	1073	1	73	2	—
24315 Cape Girardeau.....	2187	3000	134	26	2	46	2778	2518	87	15	8	—
26455 Carroll.....	2673	3032	82	26	26	53	3192	3300	75	15	23	—
6706 Carter.....	556	510	13	20	2	2	5	621	355	3	3	7
23936 Cass.....	2750	2375	87	99	12	31	2162	3350	89	29	75	—
16923 Cedar.....	1533	1885	35	30	6	74	1845	1820	23	91	21	2
26826 Chariton.....	3058	2064	59	12	13	34	2138	3328	37	30	27	2
16939 Christian.....	871	1947	29	68	1	28	2107	1326	24	58	16	5
15333 Clark.....	1724	1836	64	4	—	11	1899	2021	49	5	7	—
18903 Clay.....	2852	1077	41	25	1	57	921	3585	55	25	10	—
17393 Clinton.....	1886	1759	55	4	2	2	21	1745	2405	61	9	—
20578 Cole.....	2244	2081	30	18	1	9	2157	2320	30	9	11	—
22532 Cooper.....	2485	2767	15	8	4	4	40	2738	2756	33	9	7
12959 Crawford.....	1175	1535	16	108	5	5	1470	1318	17	4	22	—
18125 Dade.....	1376	1394	76	46	5	58	1492	1321	25	53	44	4
13903 Dallas.....	737	1711	31	13	—	88	1596	1288	20	59	7	2
21325 Daviess.....	2344	2508	132	2	3	55	2373	2670	113	61	21	2
14418 Dekalb.....	1607	1768	55	5	1	20	1699	1846	60	33	8	2
12886 Dent.....	437	1154	6	2	—	24	1085	1499	12	15	8	—
16802 Douglas.....	437	1830	18	156	8	96	838	1705	10	364	14	3
21706 Dunklin.....	2278	1461	72	16	7	13	1276	2711	24	15	33	1
30581 Franklin.....	2778	3738	39	68	6	9	3696	2652	38	16	18	—
12238 Gasconade.....	489	2044	28	4	—	4	2015	375	13	5	16	—
20534 Gentry.....	2157	2070	73	47	1	53	2185	2459	83	62	47	—
52173 Greene.....	4540	6570	216	432	46	125	6009	5519	73	188	94	12
27832 Grundy.....	1195	2506	52	8	2	21	2576	1332	39	20	15	—
24398 Harrison.....	1586	3014	117	77	5	52	3083	2269	108	58	19	—
90655 Henry.....	531	1245	15	9	4	64	1270	3777	155	47	38	—
17083 Hickory.....	775	275	2	1	2	1	29	1771	13	43	10	—
18337 Holt.....	2674	1199	16	19	4	17	2292	1765	80	15	18	—
18337 Howard.....	1695	2689	27	130	4	4	58	2059	1975	39	98	—
21834 Howell.....	861	670	11	8	—	11	642	935	11	7	38	7
8716 Iron.....	20582	25794	376	1356	206	207	21580	22542	338	74	459	117
195193 Jackson.....	6006	7851	296	1185	143	56	8747	9558	220	64	327	36
85713 Jasper.....	2500	2009	33	45	6	22	2775	2798	28	22	14	—
27843 Jefferson.....	3277	2889	69	50	6	20	3051	3612	74	34	32	—
13479 Knox.....	1527	1321	43	18	3	14	1344	1800	46	16	12	—
16523 Laclede.....	1450	1374	47	49	4	52	1638	1786	17	30	7	—
31679 Lafayette.....	3583	3331	61	26	5	27	3311	4217	50	24	22	—
31682 Lawrence.....	2372	3077	99	275	11	21	3552	3313	87	16	63	19
16724 Lewis.....	2202	1467	38	22	1	24	1442	2383	44	16	26	4
18352 Lincoln.....	2295	1462	55	12	1	11	1583	2761	55	17	19	—
25303 Linn.....	2748	3182	64	26	7	35	3104	3137	40	47	11	—
22302 Livingston.....	2356	2480	114	54	6	146	2493	2359	125	194	39	—
13574 McDougal.....	1269	1236	57	77	4	12	1138	1469	33	18	21	4
33018 Macon.....	3604	3674	71	95	11	112	3568	4174	63	31	133	6
9975 Madison.....	1076	1106	24	17	10	9	881	1153	15	6	3	—
9616 Maries.....	1184	599	16	1	2	9	544	1273	3	—	—	—
26331 Marion.....	3127	2433	104	67	12	19	2400	3223	72	11	21	5
14706 Mercer.....	819	1896	44	8	4	10	1973	1106	41	9	10	—
15187 Miller.....	1351	1959	21	8	1	52	1796	1192	22	32	5	—
11837 Mississippi.....	1229	1161	37	6	1	15	1020	1384	12	1	7	—
15931 Monteau.....	1763	1756	33	23	4	96	1684	1876	32	121	23	—
19716 Monroe.....	3487	790	39	3	1	29	706	4016	23	23	17	—
16571 Montgomery.....	1966	1979	89	9	2	24	1866	2000	83	31	16	—
12175 Morgan.....	1242	1624	15	6	2	12	1434	1390	15	31	6	—
11280 New Madrid.....	1257	922	12	3	1	1	668	1379	1	—	3	—
27001 Newton.....	2296	2647	256	200	11	37	2673	2877	148	31	33	—
32988 Nodaway.....	3356	3875	71	43	3	56	3858	4055	112	24	53	—
13906 Oregon.....	1215	693	8	120	6	13	652	1768	5	13	30	3
14006 Osage.....	1451	1699	63	5	1	5	1731	1306	50	1	8	—
12145 Ozark.....	556	1305	13	11	1	33	1272	695	16	20	5	—
12115 Pemiscot.....	1375	923	33	6	2	4	655	1370	1	—	4	—
15134 Perry.....	1522	1733	40	—	—	9	1681	1660	16	1	15	—
32138 Pettis.....	3346	8820	95	155	7	12	3824	3820	65	6	103	6
14194 Phelps.....	1384	1371	21	11	—	102	1153	1603	18	47	13	—
25744 Pike.....	3113	2445	26	12	—	12	2534	3747	35	5	12	—
16193 Platte.....	2537	953	22	3	1	6	907	3052	20	3	4	—
23255 Polk.....	1807	2659	101	13	1	94	2679	2178	43	80	17	—
10394 Pulaski.....	1190	837	10	2	—	5	782	1282	7	2	7	—
16688 Putnam.....	822	2226	126	57	9	12	2337	1159	33	23	16	—
12287 Ralls.....	1794	792	12	7	3	4	770	2161	18	6	4	—
24442 Randolph.....	3351	2139	66	52	16	67	1932	4006	51	38	36	—

Population.	Parker	Roosevelt	Swallow	Debs	Cor'gan	Watson	McKinley	Bryan	Wool's	Barker	Deba	Mal'ney
24305 Ray.....	2744	1792	43	19	1	12..	2004	5631	46	15	20	5
8161 Reynolds.....	877	505	7	1	—	4..	451	1027	—	—	3	—
13186 Ripley.....	1089	781	32	11	3	79..	822	1439	31	38	2	1
24474 St. Charles.....	1788	3203	25	53	15	7..	3524	2343	14	2	34	4
17907 St. Clair.....	1761	1895	41	56	4	60..	1844	2036	75	128	21	2
24051 St. Francois.....	2615	2894	51	55	17	15..	2295	2707	39	5	17	3
10359 Ste. Genevieve.....	1163	986	3	4	—	11..	935	1296	5	9	—	1
50040 St. Louis.....	2870	7375	119	202	38	15..	6557	5864	60	4	101	8
35703 Saline.....	3710	2805	63	26	3	59..	2814	4901	58	33	29	12
10840 Schuyler.....	1139	1054	87	13	2	15..	1061	1385	65	39	2	1
13232 Scotland.....	1530	1359	36	37	—	16..	1277	1760	50	27	12	1
13032 Scott.....	1470	2124	35	33	4	13..	821	1706	14	4	14	1
11247 Shannon.....	1006	637	15	10	10	19..	716	1279	8	13	15	2
16167 Shelby.....	2124	1257	57	6	—	19..	1217	2578	57	10	5	1
24660 Stoddard.....	2265	2088	62	143	7	11..	1840	2636	30	29	32	—
9832 Stone.....	337	1219	29	53	4	16..	1182	573	7	34	15	4
20282 Sullivan.....	2224	2474	60	28	8	16..	2386	2385	58	3	17	4
10127 Taney.....	568	1162	8	47	5	16..	1137	753	10	4	16	2
22192 Texas.....	2118	1801	19	45	6	34..	1713	2218	14	26	9	2
31619 Vernon.....	3225	2450	137	193	10	33..	2356	4306	118	26	60	14
9919 Warren.....	435	1537	15	42	2	10..	1599	579	15	11	29	7
14263 Washington.....	1331	1673	40	5	2	3..	1751	1500	12	—	3	1
15305 Wayne.....	1567	1678	47	28	2	9..	1648	1745	19	2	15	—
16640 Webster.....	1474	1854	40	12	1	23..	1721	1702	40	79	16	—
9332 Worth.....	967	1042	52	1	2	29..	1023	1123	34	49	8	—
17519 Wright.....	1296	1972	18	48	4	46..	1703	1500	27	17	11	6
575238 St. Louis city.....	51858	57547	236	5198	721	202..	60597	59331	327	152	2722	817

Total.....	296312	321449	7191	13009	1674	4225..	314091	351922	5965	4244	6128	1294
Plurality.....		25137						37831				
Per cent.....	46.02	49.92	1.11	2.03	.26	.66..	46.09	51.48	.87	.63	.89	.20
Total vote.....			643861					683644				

For president in 1896 McKinley, Rep., received 304,940 votes; Bryan, Dem., 363,667; Levering, Pro., 2,163; Matchett, S. L., 536; Palmer, G. D., 2,355, and Bentley, Nat., 236.

NOTE FOR STATE OFFICERS, 1904.

Governor—Joseph W. Folk, Dem.....	326,652
Cyrus P. Walbridge, Rep.....	296,552
Orange J. Hill, Pro.....	5,591
E. T. Behrens, Soc.....	11,031
J. Edw. White, S. Lab.....	1,442
William C. Alldredge, Peo.....	2,701
Scattering.....	5
Lieutenant-Governor—	
Thomas L. Rubey, Dem.....	305,895
John C. McKinley, Rep.....	314,855
Andrew T. Osbron, Pro.....	6,603
W. L. Garver, Soc.....	12,248
Theo. Kaucher, S. Lab.....	1,537
Abram E. Nelson, Peo.....	3,601
Scattering.....	2
Secretary of State—	
Sam B. Cook, Dem.....	296,844
John E. Swanger, Rep.....	320,824
William F. Brennecke, Pro.....	6,788
Charles W. Wilkerson, Soc.....	12,482
O. M. Howard, S. Lab.....	1,601
Abram Neff, Peo.....	3,645
Scattering.....	5
State Auditor—Albert O. Allen, Dem.....	298,024
William W. Wilder, Rep.....	319,983
George H. Gibson, Pro.....	6,856
William M. Brandt, Soc.....	12,534
Joseph W. Mollneux, S. Lab.....	1,592
William H. Mills, Peo.....	3,750
State Treasurer—	
James Cowgill, Dem.....	303,477
Jacob F. Gmelch, Rep.....	316,730
Daniel L. Sims, Pro.....	6,790
C. A. Richardson, Soc.....	12,477
Otto J. Schwitzel, S. Lab.....	1,549
James M. Burrus, Peo.....	3,639
Scattering.....	4
Attorney-General—	
Elliott W. Major, Dem.....	303,660
Herbert S. Hadley, Rep.....	316,579
Austin F. Butts, Pro.....	6,887
George Bullock, Soc.....	12,431
Joseph Stief, S. Lab.....	1,550
Charles J. Anderson, Peo.....	3,599

FOR REPRESENTATIVES IN CONGRESS, 1906.

1. The counties of Adair, Clark, Knox,

Lewis, Macon, Marlon, Putnam, Schuyler, Scotland and Shelby.  
 James T. Lloyd, Dem..... 19,796  
 Edward B. Clements, Rep..... 16,655  
 2. The counties of Carroll, Chariton, Grundy, Linn, Livingston, Monroe, Randolph and Sullivan.  
 Benjamin F. Beazell, Rep..... 15,814  
 William W. Rucker, Dem..... 20,732  
 3. The counties of Caldwell, Clay, Clinton, Daviess, DeKalb, Gentry, Harrison, Mercer, Ray and Worth.  
 Frank B. Klepper, Rep..... 16,616  
 Joshua W. Alexander, Dem..... 18,669  
 4. The counties of Andrew, Atchison, Buchanan, Holt, Nodaway and Platte.  
 Frank B. Fulkerson, Rep..... 17,453  
 Charles F. Booker, Dem..... 18,631  
 5. The county of Jackson.  
 Edgar C. Ellis, Rep..... 21,496  
 William H. Wallace, Dem..... 19,710  
 6. The counties of Bates, Cass, Cedar, Dade, Henry, Johnson and St. Clair.  
 William O. Atkeson, Rep..... 15,579  
 David A. De Armond, Dem..... 17,574  
 7. The counties of Benton, Greene, Hickory, Howard, Lafayette, Pettis, Polk and Saline.  
 John Wellborn, Rep..... 20,497  
 Courtney W. Hamlin, Dem..... 22,248  
 8. The counties of Boone, Camden, Call, Cooper, Miller, Moniteau, Morgan, Osage, William A. Quigley, Rep..... 14,136  
 D. W. Shackelford, Dem..... 16,245  
 9. The counties of Audrain, Callaway, Franklin, Gasconade, Lincoln, Montgomery, Pike, Ralls, St. Charles and Warren.  
 J. Burton Garber, Rep..... 17,932  
 Champ Clark, Dem..... 21,364  
 10. The county of St. Louis and the 1st, 7th, 8th, 9th, 10th, 11th, 12th, 19th, 24th, 27th (precinct 11), 28th wards of the city of St. Louis.  
 Richard Bartholdt, Rep..... 31,639  
 Ralph W. Coale, Dem..... 16,336  
 G. H. Hoehn, Soc..... 3,102  
 11. The 2d, 3d, 16th, 17th, 18th, 20th, 21st,

26th, 27th (except precinct 11) of the city of St. Louis.  
 Henry S. Caulfield, Rep.....13,171  
 George Neville, Dem.....13,133  
 Phil A. Hofner, Soc.....1,264

12. The 4th, 5th, 6th, 7th (only precinct 12), 12th (only precincts 11 and 12), 13th, 14th, 15th (except precincts 2, 3 and 4), 20th (only precinct 1), 21st (only precincts 1 and 2), 22d, 23d, 24th, 25th (only precincts 1 to 6, inclusive), 23th (only precincts 1 and 2) wards of the city of St. Louis.  
 Harry M. Coudrey, Rep.....11,281  
 C. M. Selph, Dem.....10,451

13. The counties of Bollinger, Carter, Iron, Jefferson, Madison, Perry, Reynolds, St. Francois, Ste. Genevieve, Washington and Wayne.  
 Marion E. Rhodes, Rep.....15,628  
 Madison R. Smith, Dem.....16,056

14. The counties of Butler, Cape Girardeau, Christian, Douglas, Dunklin, Howell, Mississippi, New Madrid, Oregon, Ozark, Pemisicot, Ripley, Scott, Stoddard, Stone and Taney.

W. T. Tyndall, Rep.....22,799  
 Joseph J. Russell, Dem.....24,288

15. The counties of Barry, Barton, Jasper, Lawrence, McDonald, Newton and Vernon.  
 William K. Calkins, Rep.....20,402  
 Thomas Hackney, Dem.....20,677  
 Phil H. Callery, Soc.....1,766

16. The counties of Crawford, Dallas, Dent, Laeade, Maries, Phelps, Pulaski, Shannon, Texas, Webster and Wright.  
 Arthur P. Murphy, Rep.....14,939  
 Robert Lamar, Dem.....15,366

LEGISLATURE.

	Senate.	House.	J.B.
Republicans .....	11	82	93
Democrats .....	23	60	83

STATE OFFICERS.

Governor—Joseph W. Folk, Dem.  
 Lieutenant-Governor—J. C. McKinley, Rep.  
 Secretary of State—John E. Swanger, Rep.  
 Auditor—William A. Wilder, Rep.  
 Treasurer—Jacob F. Gmelich, Rep.  
 Attorney-General—H. S. Hadley, Rep.

MONTANA (Population in 1903, 277,102).

Population in 1900.	COUNTIES. (26)				PRESIDENT 1904				PRESIDENT 1900				PRES. 1896			
	Dem.	Rep.	Soc.	Pro.	S.L.	Rep.	S.L.	Rep.	S.L.	S.D.	Rep.	Dem.	Pro.	P.		
5615	Beaverhead.....	650	1021	10	24	1	1..	767	937	2	1	5..	154	1246	7	
2641	Broadwater.....	403	392	10	64	2	2..	318	572	4	2	5..	—	—	—	
7533	Carbon.....	464	1130	5	308	6	—	930	907	2	1	26..	365	739	—	
5777	Cascade.....	1385	2405	69	470	14	3..	1997	2564	26	5	56..	953	1920	15	
10966	Choteau.....	568	1517	3	52	7	1..	1098	629	7	2	5..	624	701	6	
7891	Custer.....	285	824	8	21	2	1..	980	477	2	3	2..	723	676	5	
2443	Dawson.....	189	769	2	28	5	—	521	209	2	—	5..	385	177	3	
7393	Deer Lodge.....	1504	1696	12	238	5	10..	1636	3298	17	24	121..	446	4916	18	
6337	Fergus.....	780	1599	9	131	9	1..	1228	913	3	2	11..	725	634	3	
9375	Flathead.....	861	1969	17	184	13	7..	1104	1201	14	2	24..	413	1360	6	
9553	Gallatin.....	1130	1700	9	151	55	3..	1146	1297	50	2	22..	423	1649	36	
4328	Granite.....	521	576	24	40	1	4..	401	1020	4	1	9..	61	1746	7	
5330	Jefferson.....	580	663	5	192	15	1..	488	980	21	—	9..	153	2185	1	
19171	Lewis and Clarke.....	1543	2505	27	472	20	21..	2043	2763	11	2	42..	1057	4007	20	
7686	Madison.....	971	1314	24	61	9	3..	1030	1298	14	—	6..	315	1633	10	
2526	Meagher.....	230	485	—	9	1	—	414	406	2	—	1..	333	1305	1	
13964	Missoula.....	996	2259	9	463	20	11..	1392	1893	15	2	24..	365	2259	6	
7341	Park.....	583	1408	1	365	9	—	903	900	20	—	59..	328	1252	11	
(*)	Powell.....	422	721	8	31	9	—	—	—	—	—	—	—	—	—	
7822	Ravalli.....	523	1083	4	250	22	3..	892	1052	34	3	11..	207	1541	5	
(*)	Rosebud.....	134	460	—	12	1	—	—	—	—	—	—	—	—	—	
17635	Silver Bow.....	5686	5149	1235	1978	100	126..	3373	12101	35	61	240..	1275	9992	29	
3086	Sweet Grass.....	174	558	1	48	2	—	460	287	1	—	—	292	298	1	
5080	Teton.....	420	808	8	17	—	5..	573	457	3	3	4..	293	321	1	
4353	Valley.....	335	742	6	11	1	1..	363	234	1	—	2..	175	204	—	
6212	Yellowstone.....	436	1249	14	66	6	3..	816	654	8	—	19..	429	575	5	
Total.....		21773	34932	1520	5676	335	208..	25373	37146	298	116	708..	10494	42537	186	
Plurality .....			13159						11773					32043		
Per cent .....		33.77	54.20	2.37	8.81	.52	.33..	39.71	58.37	.46	.12	1.11..	19.13	80.70	.30	
Total vote.....													64444			
*Not included in census of 1900.																

FOR REPRESENTATIVE IN CONGRESS, 1906.  
 Charles N. Pray, Rep.....28,106  
 T. J. Walsh, Dem.....22,823  
 John Hudson, Soc.....4,706  
 J. H. Calderhead, Pec.....254

LEGISLATURE. Senate. House. J.B.

Republicans .....	18	57	75
Democrats .....	9	16	25

STATE OFFICERS.

Governor—Joseph K. Toole, Dem.  
 Lieutenant-Governor—Edwin Norris, Dem.  
 Secretary—A. N. Yoder, Rep.  
 Attorney-General—Albert J. Galen, Rep.  
 Treasurer—James H. Rice, Dem.  
 Auditor—H. R. Cunningham, Rep.  
 Superintendent Public Instruction—W. E. Harmon, Rep.

NEBRASKA (Population in 1903, 1,098,139).

Population in 1900.	COUNTIES. (90)				GOVERNOR 1906				PRESIDENT 1904				GOVERNOR 1902			
	Rep.	Pro.	Pec.	Soc.	Sheldon	Sh'1	n'b'g'r	S't'n	Taylor	Rep.	Dem.	P.	Soc.	Rep.	Fus.	Pop. Soc.
18840	Adams.....	1543	1773	126	43..	2315	902	467	119	58..	1648	1663	74	26		
11344	Antelope.....	1314	973	68	14..	1813	351	509	99	27..	1170	1008	112	20		
1114	Banner.....	65	24	3	1..	155	18	9	5	3..	61	59	2	—		

Population	Sheldon	Sh'tn'b'g'r	Sutton	Taylor	Roosevelt	Parker	Watson	Swallow	Debs	Mickey	Thompson	Davis	Bigelew
603 Blaine.....	111	76	3	2..	127	34	17	3	—	75	62	1	—
11689 Boone.....	1407	1024	136	17..	1823	471	428	124	15..	1234	1127	49	14
5572 Box Butte...	471	404	13	16..	638	218	71	20	25..	425	890	12	21
7332 Boyd.....	714	628	31	36..	1233	328	247	47	61..	835	686	37	19
3470 Brown.....	458	278	14	21..	587	190	74	8	26..	409	281	3	16
20250 Buffalo.....	2000	1647	52	81..	2554	730	642	94	94..	1686	1426	61	65
13040 Burt.....	1640	912	42	2..	2081	528	171	83	18..	1462	838	34	3
15703 Butler.....	1384	1508	83	19..	1723	1278	281	97	12..	1272	1068	57	6
21330 Cass.....	2363	1651	65	37..	2711	1496	196	154	87..	2122	1793	77	128
12467 Cedar.....	1170	1197	18	15..	1797	1021	148	31	28..	1212	1229	19	3
2559 Chase.....	211	335	9	1..	329	111	74	13	—	272	245	12	—
6541 Cherry.....	654	493	30	33..	978	325	86	44	28..	694	522	29	11
55 0 Cheyenne.....	419	293	15	23..	681	261	30	35	20..	524	408	25	6
15735 Clay.....	1582	1467	70	22..	2118	701	576	111	55..	1602	1371	52	39
11211 Colfax.....	845	754	18	36..	1180	769	149	77	51..	886	995	18	24
14584 Cuming.....	988	1340	18	9..	1490	1245	61	25	8..	1111	1398	17	6
19758 Custer.....	1889	1640	117	152..	2558	509	1068	118	116..	1807	1686	93	80
6296 Dakota.....	648	524	20	30..	855	523	28	34	30..	643	516	22	18
6215 Dawes.....	606	884	11	31..	818	248	81	23	62..	507	410	11	29
12214 Dawson.....	1274	1026	85	34..	1712	457	437	129	48..	1067	1076	59	25
2930 Deuel.....	236	155	7	2..	399	108	36	4	5..	276	198	2	2
10385 Dixon.....	906	708	70	20..	1524	575	141	82	34..	1008	894	38	37
2238 Dodge.....	1948	1958	42	45..	2789	1643	87	93	82..	1867	2058	61	55
140590 Douglas.....	9555	9325	74	693..	15248	6806	279	255	3736..	9105	11512	179	1537
2434 Dundy.....	335	299	19	16..	395	92	94	10	11..	292	238	9	6
15087 Fillmore.....	1603	1469	33	39..	1980	839	579	45	51..	1644	1573	21	15
9455 Franklin.....	909	929	40	22..	1289	472	362	46	19..	855	916	22	8
8781 Frontier.....	785	586	36	44..	993	189	353	29	46..	717	626	17	22
12373 Furtess.....	1113	1145	47	15..	1569	393	479	78	23..	1121	981	37	5
30051 Gage.....	2849	1886	259	47..	4304	1328	196	238	92..	3202	2006	197	26
2127 Garfield.....	322	200	12	11..	406	84	94	4	14..	209	180	4	1
5301 Gosper.....	318	399	17	15..	548	154	212	24	9..	355	460	11	2
763 Grant.....	65	43	—	—	113	49	6	—	1..	66	64	—	—
5691 Greeley.....	593	732	12	29..	896	447	185	20	53..	418	728	5	5
17206 Hall.....	1833	1508	76	90..	2508	813	271	93	124..	1364	1855	26	54
13330 Hamilton.....	1262	1155	161	25..	1845	548	410	161	39..	1344	1341	62	3
9370 Harlan.....	736	1285	150	20..	1178	289	350	157	55..	777	850	80	39
2708 Hayes.....	239	183	5	36..	335	109	48	7	32..	266	214	4	10
4409 Hitchcock.....	506	468	15	12..	598	166	190	10	15..	349	420	3	2
12224 Holt.....	1327	1414	69	55..	1740	634	706	122	74..	1340	1588	95	30
432 Hooker.....	54	36	5	1..	72	22	8	2	—	41	48	—	—
10343 Howard.....	857	1068	26	26..	1259	448	401	42	32..	777	1083	29	17
15196 Jefferson.....	1573	906	109	54..	2067	662	122	125	128..	1624	1156	43	24
11197 Johnson.....	1235	828	51	13..	1611	642	150	119	17..	1330	899	80	8
9896 Kearney.....	896	886	189	33..	1235	393	384	83	32..	911	842	45	26
1951 Keith.....	189	202	2	4..	263	84	75	2	8..	200	195	2	3
3076 Keya Pah.....	274	194	10	33..	448	97	129	10	37..	306	306	15	2
758 Kimball.....	77	33	—	2..	143	14	10	2	3..	103	52	3	8
14342 Knox.....	1441	1257	66	65..	2163	826	328	91	71..	1496	1312	38	20
64835 Lancaster.....	5754	3240	479	71..	8167	1981	663	552	178..	5337	3575	185	68
11416 Lin. oln.....	965	687	44	115..	1449	326	223	50	218..	944	833	40	30
960 Logan.....	71	70	6	3..	100	22	34	4	20..	49	71	4	4
1305 Loup.....	183	96	1	26..	223	23	69	—	20..	153	133	1	9
16976 Madison.....	78	33	2	5..	108	12	5	1	8..	1551	1320	22	6
517 McPherson.....	1512	1233	37	13..	2210	1050	157	53	49..	44	22	1	3
9255 Merrick.....	948	760	113	7..	1275	400	242	155	15..	881	873	62	4
8222 Nance.....	867	639	30	3..	1198	184	224	62	12..	873	699	30	2
14952 Nemaha.....	1468	1140	80	32..	1946	784	200	114	73..	1540	1320	51	56
12114 Nuckolls.....	1231	964	31	5..	1615	585	385	46	17..	1220	1102	21	4
22288 Otoe.....	1940	1700	75	29..	2616	1421	168	104	137..	1928	1900	98	33
11770 Pawnee.....	1349	810	83	19..	1739	561	91	109	42..	1441	835	73	13
1702 Perkins.....	134	156	5	1..	179	57	85	4	2..	122	171	4	—
10772 Phelps.....	993	906	213	20..	1567	217	393	110	20..	1003	835	45	13
8445 Pierce.....	769	713	9	18..	1122	454	97	39	39..	787	737	12	3
17747 Platte.....	1047	2159	26	13..	1947	1510	158	61	22..	988	1735	39	8
10542 Polk.....	902	930	185	28..	1235	239	690	179	36..	935	1334	36	16
9804 Red Willow..	914	642	36	41..	1373	305	257	61	74..	712	715	29	17
19614 Richardson.....	1855	1731	76	29..	2554	1364	135	68	73..	2130	1959	41	55
2809 Rock.....	390	195	13	7..	498	198	39	23	7..	374	234	19	—
18252 Saline.....	1782	1512	80	30..	2390	1147	245	113	38..	1086	1506	66	14
9780 Sarpy.....	722	796	26	23..	988	675	49	54	83..	663	850	33	23
22085 Saunders.....	1859	1980	121	28..	2880	1044	582	180	56..	1962	2063	119	26
2552 Scotts Bluff...	58	232	718	61..	530	103	34	27	87..	354	221	19	26
15690 Seward.....	1616	1484	58	4..	2243	1029	279	80	10..	1505	1597	41	5
6033 Sheridan.....	467	383	17	20..	673	172	182	40	27..	478	474	17	13
6550 Sherman.....	620	673	19	47..	809	140	423	21	44..	492	552	13	4
2055 Sioux.....	199	157	8	3..	247	111	24	13	3..	141	149	2	1
6959 Stanton.....	593	641	17	3..	895	512	57	21	9..	547	619	18	3
14325 Thayer.....	1491	1177	89	30..	1930	812	209	101	37..	1480	1285	42	5
628 Thomas.....	55	60	2	1..	86	39	11	2	3..	48	69	2	1
8756 Thurston.....	466	501	9	10..	957	538	20	6	20..	604	467	6	27
7339 Valley.....	799	676	53	9..	1133	220	357	50	13..	845	729	25	1
13086 Washington...	1214	1087	29	45..	1868	794	104	38	96..	1419	1156	39	55
9882 Wayne.....	963	759	15	12..	1453	551	71	30	26..	872	756	11	10

ELECTION RETURNS.

Population	Sheldon	Sh'nb'g'r	Sutt'n	Taylor	Roosevelt	Parker	Watson	Swallow	Debs	Mickey	Thompson	Davies	Bigelow
11619 Webster.....	1107	929	193	12.	1585	423	446	89	19..	1145	1024	49	18
1332 Wheeler.....	154	141	3	11..	187	56	69	4	37..	122	150	3	3
18205 York.....	1977	1379	159	9..	2529	753	426	211	22	2063	1605	68	1
Total..	97858	84885	5106	2099..	138558	51876	20518	6223	7412..	96471	91116	3397	3157
Plurality...					80682					5355			
Per cent...	51.26	44.46	2.67	1.61..	61.67	23.08	9.13	2.82	3.30..	49.69	46.94	1.75	1.62
Total vote.	190843				224687						194141		

VOTE FOR STATE OFFICERS, 1906.

Lieutenant-Governor—	
Hopewell, Rep.....	97,972
Green, Fus.....	82,298
Forsythe, Pro.....	5,967
Howe, Soc.....	3,331
Secretary of State—	
Juukin, Rep.....	98,052
Goucher, Fus.....	81,832
Bell, Pro.....	6,165
Knowles, Soc.....	3,445
Auditor—	
Searle, Rep.....	97,817
Canaday, Fus.....	81,855
Nichol, Pro.....	6,147
McClure, Soc.....	3,439
State Treasurer—	
Brian, Rep.....	97,883
Babcock, Fus.....	82,441
Maddox, Pro.....	5,915
Hawthorne, Soc.....	3,343
State Superintendent Public Instruction—	
McBrien, Rep.....	98,188
Watson, Fus.....	81,152
Wilson, Pro.....	6,039
Schell, Soc.....	3,763
Attorney-General—	
Thompson, Rep.....	98,403
Abbott, Fus.....	81,162
Graves, Pro.....	6,344
Porter, Soc.....	3,354

FOR REPRESENTATIVES IN CONGRESS, 1906.

1. Counties of Cass, Johnson, Lancaster, Nemaha, Otoe, Pawnee and Richardson, Ernest M. Pollard, Rep.....	14,771
T. J. Doyle, Fus.....	11,870
Frank C. Taylor, Pro.....	1,042
E. J. Root, Soc.....	369
2. Counties of Douglas, Sarpy and Washington, John L. Kennedy, Rep.....	11,136
Gilbert M. Hitchcock, Fus.....	11,644

3. Counties of Antelope, Boone, Burt, Cedar, Colfax, Cumling, Dakota, Dixon, Dodge, Knox, Madison, Merrick, Nance, Pierce, Platte, Stanton, Thurston and Wayne, J. F. Boyd, Rep.....	18,837
Guy Graves, Fus.....	18,546
E. J. Flood, Pro.....	773
L. De Vore, Soc.....	297
4. Counties of Butler, Fillmore, Gage, Hamilton, Jefferson, Polk, Sallie, Saunders, Seward, Thayer and York, Edmund J. Hinshaw, Rep.....	19,032
James J. Thomas, Fus.....	15,211
Palmerton, Soc.....	350
5. Counties of Adams, Chase, Clay, Dundy, Franklin, Frontier, Furnas, Gosper, Hull, Harlan, Hayes, Hitchcock, Kearney, Nuckolls, Perkins, Phelps, Red Willow and Webster, George W. Norris, Rep.....	16,450
R. D. Sutherland, Fus.....	14,031
J. J. Larkey, Soc.....	482
6. Counties of Banner, Blaine, Box Butte, Brown, Buffalo, Cheyenne, Cherry, Custer, Dawes, Dawson, Deuel, Garfield, Grant, Greeley, Holt, Hooper, Howard, Keith, Keya Paha, Kimball, Lincoln, Logan, Loup, McPherson, Rock, Scotts Bluff, Sheridan, Sherman, Sioux, Thomas, Valley and Wheeler, Moses J. Kinkaid, Rep.....	18,667
G. L. Shumway, Fus.....	13,147
W. N. Parsel, Soc.....	898

LEGISLATURE.

	Senate.	House.	J.B.
Republicans .....	28	69	97
Fusionists .....	5	31	36

STATE OFFICERS.  
(All republicans.)

Governor—George L. Sheldon.
Lieutenant-Governor—W. R. Hopewell.
Secretary of State—George C. Junkin.
Treasurer—Loren J. Brian.
Auditor—Edward M. Searle.
Attorney-General—W. T. Thompson.

NEVADA (Population in 1903, 40,829).

Population in 1900	COUNTIES. (14)	—PRESIDENT, 1904—		—Gov. 1902—		—PRES. 1900—			
		Rep.	Dem.	Soc.	Peo.	S. D. Rep.	Rep.	Dem.	
830 Churchill.....		186	165	14	10..	135	82..	79	120
1534 Douglas.....		262	112	2	6..	197	243..	212	222
5688 Elko.....		718	508	69	33..	765	632..	476	860
1972 Esmeralda.....		490	880	273	18..	250	221..	125	289
1954 Eureka.....		235	107	5	29..	283	175..	122	391
4163 Humboldt.....		610	856	64	32..	662	420..	364	700
1534 Lander.....		227	98	14	33..	283	142..	144	325
3284 Lincoln.....		405	295	52	11..	321	323..	293	564
2268 Lyon.....		394	164	19	3..	335	254..	215	354
1140 Nye.....		511	389	84	23..	603	238..	32	190
2843 Ormsby.....		409	218	39	14..	385	369..	314	414
3673 Storey.....		627	322	28	43..	567	432..	461	616
9141 Washoe.....		1517	721	245	69..	1536	838..	919	1005
1961 White Pine.....		276	152	17	20..	218	359..	164	326
Total.....		6967	3082	925	344..	6537	4778..	3860	6376
Plurality.....		2885				1759			2516
Per cent.....		55.66	32.86	7.64	2.84..	57.79	42.21..	37.71	62.29
Total vote.....		12118				11315			10236

FOR REPRESENTATIVES IN CONGRESS, 1906.

Oscar J. Smith, Rep.  
George Bartlett, Dem. (elected).

LEGISLATURE.

On joint ballot the legislature is republican.

STATE OFFICERS.

Governor—John Sparks, Dem.  
Lieutenant-Governor—D. D. Dickerson, D.  
Secretary—Frank Mannix, Dem.  
Treasurer—D. M. Ryan, Sil.  
Comptroller—R. F. Raffice, Dem.  
Sup't Public Instruction—I. G. Lewis, Dem.  
Attorney-General—Richard Stoddard, Dem.

NEW HAMPSHIRE (Population in 1903, 422,109).

Population in 1900.	COUNTIES. (10)	—GOVERNOR 1906—			—PRESIDENT 1904—			—GOVERNOR 1902—					
		Rep.	Dem.	Pro. Soc.	Rep.	Dem.	Pro. Soc.	Rep.	Dem.	Pro. Soc.			
		2274	1708	377	26	2867	1761	101	19	5	2182	1959	216
	19526 Belknap.....	2135	1617	63	14	2504	1683	42	19	1	2317	1333	75
	16896 Carroll.....	3160	2303	266	131	4364	2002	46	130	8	2827	1713	97
	81321 Cheshire.....	2597	2520	76	70	3443	2421	41	24	10	2785	2000	89
	40844 Grafton.....	4443	3530	225	63	6069	3496	92	55	9	4828	2982	197
	112440 Hillsborough.....	9810	10621	351	254	12604	8831	115	332	23	9211	9902	305
	52430 Merrimack.....	4908	6182	378	158	7433	4741	112	139	9	5044	5428	306
	51118 Rockingham.....	5524	4218	234	140	7217	4320	120	164	15	5855	4140	149
	39337 Strafford.....	4230	3322	130	79	4869	3553	43	138	2	4174	2864	89
	18009 Sullivan.....	2000	1651	107	76	2774	1447	28	70	1	1902	1433	98
	Total.....	40581	37672	2212	1011	54164	34075	750	1090	83	42115	33844	1621
	Plurality.....	2909				10089					8271		
	Percent.....					60.13	37.79	8.32	1.21	.09	53.20	42.75	2.05
	Total vote.....					90162					79172		

FOR REPRESENTATIVES IN CONGRESS, 1906.

1. The counties of Belknap, Carroll, Rockingham, Strafford, Hillsborough (part) and Merrimack (part).  
Cyrus A. Sulloway, Rep.....22,701  
C. A. Morse, Dem.....15,601
2. The counties of Cheshire, Coos, Grafton, Sullivan, Hillsborough (part) and Merrimack (part).  
Frank D. Currier, Rep.....23,073  
H. T. Ledoux, Dem.....15,669

LEGISLATURE.

	Senate.	House.	J. B.
Republicans .....	18	261	279
Democrats .....	6	129	135

STATE OFFICERS.  
(All republicans.)

Governor—C. M. Floyd.  
Secretary—E. N. Pearson.  
Treasurer—Solon A. Carter.  
Adjutant-General—A. A. Ayling.  
Attorney-General—E. G. Eastman.

NEW JERSEY (Population in 1903, 2,016,797).

Population in 1900.	COUNTIES. (21)	—PRES. 1904—			—GOVERNOR 1901—			—PRESIDENT 1900—					
		Roosevelt.	Parker.	Murphy.	Seymour.	Brown.	Vail.	McKinley.	Bryan.	Wool'y.	Debs.	Naalon'y.	B'rkr'r
	46402 Atlantic.....	7933	3063	6051	3290	225	16	6122	2566	277	49	9	23
	78441 Bergen.....	9957	7301	7401	6061	163	199	9086	6466	165	179	50	38
	58241 Burlington.....	8656	4402	6877	5294	344	24	8381	5476	507	75	10	23
	107643 Camden.....	18225	9423	13571	8815	398	98	16148	7281	553	215	48	43
	13201 Cape May.....	2823	1237	1877	1231	142	10	2241	1110	186	11	7	8
	51198 Cumberland.....	7400	3302	5567	3655	521	86	6780	4036	642	66	14	24
	259053 Essex.....	50507	25447	36780	29885	394	711	45318	25735	544	1003	617	77
	31905 Gloucester.....	4829	2813	3504	2719	320	12	4471	2829	342	87	12	22
	380948 Hudson.....	36681	38023	27882	36880	245	1315	82341	38023	353	1373	515	21
	34567 Hunterdon.....	3856	4360	2378	4052	215	22	3873	5136	312	34	8	17
	95366 Mercer.....	14300	8530	10854	9083	316	185	15874	7858	450	210	38	68
	79762 Middlesex.....	10116	7004	7627	7517	126	29	9848	7191	216	90	54	39
	82057 Monmouth.....	10883	9490	8556	7781	320	30	10363	8568	419	63	43	58
	65156 Morris.....	8200	4766	6335	5455	343	41	7739	5793	490	92	35	58
	19747 Ocean.....	3696	1709	2516	1393	166	12	3182	1414	183	25	5	27
	155202 Passaic.....	17705	11532	13481	12179	158	374	15619	12891	259	337	349	28
	25530 Salem.....	3688	2771	2951	2749	206	52	3538	2981	272	32	9	18
	32943 Somerset.....	4683	3196	3490	3151	170	16	4468	3183	170	50	12	25
	24134 Sussex.....	2642	3184	2302	2363	131	18	2874	3395	138	52	10	10
	93553 Union.....	13802	8573	10215	8856	200	245	12522	7635	317	494	220	30
	37781 Warren.....	3306	4368	2919	3622	262	34	3589	5219	388	72	9	12
	Total.....	245138	164550	183814	166681	5365	3489	221707	164808	7133	4600	2074	609
	Plurality.....	80588		17133				56899					
	Percent.....	56.68	38.05	50.83	46.13	1.46	.96	55.27	41.09	1.79	1.14	51	1.16
	Total vote.....	432488						361267					401050

For president in 1904, Swallow, Pro., received 6,338 votes; Debs, Soc., 9,532; Watson, Peo., 3,704, and Corregan, S. L., 2,676.

FOR REPRESENTATIVES IN CONGRESS, 1906.

1. Counties of Camden, Gloucester and Salem.  
Henry C. Loudenslager, Rep.
2. Counties of Cape May, Cumberland, Atlantic and Burlington.  
John J. Gardner, Rep.

3. Counties of Middlesex, Monmouth and Ocean.  
Benjamin F. Howell, Rep.
4. Counties of Hunterdon, Somerset and Mercer.  
Ira W. Wood, Rep.
5. Counties of Union, Morris and Warren.  
Charles N. Fowler, Rep.

6. Counties of Bergen, Passaic and Sussex.  
William Hughes, Dem.
7. Part of Essex county.  
Richard Wayne Parker, Rep.
8. Part of Essex county.  
Legage Prstt, Dem.
9. Part of Hudson county.  
Eugene W. Leake, Dem.
10. Part of Hudson county.  
James A. Hamill, Dem.

LEGISLATURE.

The legislature is republican.

STATE OFFICERS.

(All republicans.)

- Governor—Edward C. Stokes.
- Secretary—S. D. Dickinson.
- Treasurer—Frank O. Briggs.
- Comptroller—J. W. Morgan.
- Attorney-General—R. H. McCarter.
- Adjutant-General—R. H. Brintnall.

NEW MEXICO (Population in 1903, 205,819).

Population in 1900.	COUNTIES. (25)	DELEGATE 1906			DELEGATE 1904				DEL. 1902		DEL. 1900	
		Rep.	Dem.	So. C.	Rep.	Dem.	I. R.	Soc.	Rodey.	Sandon.	Rep.	Dem.
28680	Bernalillo.....	2235	1976	78..	717	898	1658	142..	3818	421..	3332	1450
4773	Chaves.....	467	1137	2..	502	991	34..	..	359	883..	377	628
10150	Colfax.....	2182	1412	9..	1794	945	64..	..	1450	1027..	1134	1194
10187	Mora Ana.....	1059	852	..	983	844	23..	..	1221	469..	948	918
3229	Eddy.....	321	914	..	199	402	4..	..	194	456..	255	376
12883	Grant.....	783	1220	..	736	969	63..	..	849	878..	1137	1281
(*)	Guadalupe.....	600	827	..	..	..	..	..	773	591..	504	648
(*)	Leon Wood.....	..	..	..	648	653	18..	..	..	..	..	..
4933	Lincoln.....	623	548	2..	644	565	94..	..	767	675..	773	571
(*)	Luna.....	182	343	..	154	254	71..	..	261	243..	..	..
(*)	McKinley.....	294	218	5..	372	177	74..	5..	390	174..	445	287
10304	Mora.....	1006	1156	..	1213	1091	37..	..	1128	997..	1086	1089
4791	Otero.....	613	741	4..	609	687	28..	..	692	474..	448	617
(*)	Quay.....	348	569	47..	205	350	4..	..	..	..	..	..
13777	Rio Arriba.....	1323	1554	..	2014	987	80..	..	1752	899..	1525	1207
(*)	Roosevelt.....	246	873	42..	97	473	12..	..	..	..	..	..
(*)	Sandoval.....	829	191	..	1065	47	9..	..	..	..	..	..
4828	San Juan.....	411	547	..	345	450	40..	..	346	390..	224	490
22053	San Miguel.....	1945	2728	..	2357	2005	421..	11..	2794	1984..	2569	2271
14658	Santa Fe.....	1280	1226	16..	1110	1151	359..	4..	1630	1116..	1569	1312
3158	Sierra.....	394	399	6..	379	408	28..	..	426	379..	325	554
12195	Socorro.....	1648	1029	..	1513	1060	162..	..	1483	967..	1416	1163
10889	Taos.....	1176	814	..	1069	728	60..	..	1159	786..	996	927
(*)	Torrance.....	603	291	..	635	139	21..	..	..	..	..	..
4528	Union.....	710	916	..	894	755	24..	..	732	711..	719	740
13895	Valencia.....	1577	168	..	1811	6	31..	..	1938	56..	1785	124
	Total.....	22915	22649	211..	22305	17195	3419	162..	24222	14576..	21567	17857
	Plurality.....	236	..	..	5180	..	..	..	9646	..	3710	..
	Per cent.....	50.06	49.49	45..	51.86	39.81	7.95	38..	62.43	37.57..	54.69	45.31
	Total vote.....	45775	..	..	43011	..	..	..	38798	..	39442	..

\*New counties. Population not given in census of 1900.  
Vote in 1906 on statehood: For, 26,195; against, 14,735; majority for, 11,460.

LEGISLATURE.

Council. House. J. B.

- Republicans.....11 19 30
- Democrats.....1 5 6

TERRITORIAL OFFICERS.

(Republican.)

- Governor—Miguel A. Otero.
- Secretary—J. W. Reynolds.

- Treasurer—J. H. Vaughn.
- Solicitor-General—George W. Prichard.
- Auditor—W. G. Sargent.
- Sup't of Public Instruction—Amado Chavez.
- Commissioner of Public Lands—A. A. Keen.
- Adjutant-General—W. H. Whiteman.
- Public Printer—J. S. Duncan.
- Librarian—Lafayette Emmett.

NEW YORK (Population in 1903, 7,659,814).

Population in 1900.	COUNTIES. (60)	*GOV. 1906		—PRESIDENT 1904						—PRESIDENT 1900			
		Rep.	Dem.	Rep.	Dem.	Pro.	Soc.	Peo. S. L.	Rep.	Dem.	Pro. S. D.	McKinley	Bryan
165571	Albany.....	5771	..	24968	18764	213	329	67	191..	23477	18747	230	64
41501	Allegany.....	4004	..	7835	3718	650	86	53	27..	7196	3923	759	12
69149	Broome.....	1935	..	10853	6480	670	108	97	20..	10383	6652	847	15
65443	Cattaraugus.....	3157	..	10182	4921	211	206	70	44..	3944	6225	499	22
66224	Cayuga.....	3435	..	10749	5708	272	171	61	89..	10627	6390	596	49
88314	Chautauqua.....	6455	..	15893	5296	649	691	82	168..	15320	6930	591	42
51063	Chemung.....	..	253..	7282	5641	245	28	378	42..	6920	6528	385	42
39598	Chemango.....	2239	..	6385	3815	373	69	24	21..	6359	4040	363	18
47430	CClinton.....	2090	..	6353	3968	347	23	10	16..	6322	4288	118	12
43211	Columbia.....	930	..	5984	5242	119	45	25	17..	6482	4945	176	20
27576	Corland.....	*1620	..	5222	2649	324	26	17	6..	4897	2773	347	..
46413	Delaware.....	2540	..	7627	4346	355	24	44	8..	7631	4641	390	7
81670	Dutchess.....	544	..	11710	8275	348	101	43	45..	11938	7687	879	21
43686	Eric.....	1282	..	49679	36581	668	1334	195	685..	44779	39837	741	391
30707	Essex.....	2446	..	5388	2127	78	75	13	17..	5069	1992	86	44
42853	Franklin.....	2052	..	6702	2870	232	62	34	15..	6311	2663	213	12
42442	Fulton.....	1188	..	6521	3885	417	463	49	190..	7232	3676	494	38
34561	Genesee.....	600	..	5890	2882	38	242	12	109..	5383	3263	263	26
31478	Greene.....	475	..	4529	3844	167	87	17	20..	4389	4267	135	28
4947	Hamilton.....	150	..	688	655	11	2	..	..	650	511	22	1

Population	Hughes.	Hearst.	Roosevelt.	Parker.	Swallow.	Debs.	Watson.	Corregan.	McKinley.	Bryan.	Woolley.	Debs
51049 Herkimer.....	2541	---	8319	5827	235	41	35	188..	810c	5387	229	168
76748 Jefferson.....	5069	---	12050	6986	622	449	20	56..	11884	6779	576	174
116582 Kings.....	---	5002..	113352	11781	578	6398	1754	1341..	108985	106221	546	2331
27427 Lewis.....	1422	---	4243	2843	117	33	7..	---	4312	2852	80	8
30769 Livingston.....	2140	---	5886	3252	305	46	26	63..	5408	3877	384	7
40545 Madison.....	3130	---	6947	3410	875	159	19	34..	7177	3674	361	68
217854 Monroe.....	3045	---	30774	16539	1023	545	108	2263..	26689	13612	1102	1019
47488 Montgomery.....	812	---	7444	5208	154	54	44	88..	7310	5128	221	21
55448 Nassau.....	2803	---	8223	5283	81	39	61	17..	6383	4324	100	23
205000 New York.....	---	60450..	155055	189721	526	16472	2821	3327..	154063	181799	640	6193
74961 Niagara.....	108	---	10884	7551	479	164	37	45..	9356	7733	429	26
13290 Oneida.....	3457	---	19243	14069	605	390	112	158..	19213	12820	634	113
168735 Onondaga.....	8641	---	27123	14631	561	700	42	296..	24232	14035	506	336
49605 Ontario.....	2750	---	8182	5278	254	7	26	33..	7702	5649	279	7
106359 Orange.....	2528	---	14223	9886	327	344	84	123..	14138	10180	343	25
30164 Orleans.....	1691	---	5030	2507	301	53	16	17..	4667	2851	307	20
70881 Oswego.....	3730	---	11117	6152	923	114	32	34..	11165	6902	588	23
48693 Otsego.....	1757	---	7770	5726	422	56	21	19..	7894	6140	327	11
13787 Putnam.....	737	---	2316	1345	28	12	12	7..	2221	1346	37	23
152369 Queens.....	---	7912..	14128	18153	68	1292	212	203..	12341	14740	84	644
121697 Rensselaer.....	1456	---	17631	12325	548	315	86	165..	17087	13450	353	83
67021 Richmond.....	300	785..	9637	7148	117	152	101	85..	6047	6751	147	109
38288 Rockland.....	---	---	4281	4246	90	53	41	339..	4189	4020	108	27
89083 St. Lawrence.....	7007	---	15275	5739	466	71	42	35..	15243	5638	486	26
61089 Saratoga.....	1550	---	9546	6152	915	152	32	33..	8588	5913	506	14
46852 Schenectady.....	924	---	9538	5882	210	434	53	311..	6775	4779	159	32
26854 Schoharie.....	---	77..	3672	4011	219	9	26	8..	5865	4317	171	3
15811 Schuyler.....	818	---	2570	1621	150	12	15	9..	2601	1892	189	2
28114 Seneca.....	419	---	3823	3288	114	37	7	9..	3755	3459	121	4
82222 Steuben.....	3071	---	12680	7364	873	246	47	44..	12417	8874	969	48
77582 Suffolk.....	3006	---	4934	6783	393	143	36	81..	8583	5701	545	34
32306 Sullivan.....	1008	---	4450	3584	100	25	15	13..	4836	3629	114	4
27951 Tioga.....	1156	---	4628	2840	211	15	24	6..	4746	3666	243	1
33830 Tompkins.....	1270	---	5415	3780	295	14	24	88..	5410	3852	370	22
88422 Ulster.....	1793	---	1383	9518	336	90	45	23..	11340	9351	412	5
22043 Warren.....	981	---	4943	2757	131	101	29	31..	4836	2542	201	11
45624 Washington.....	2725	---	8324	3517	351	112	26	25..	8213	3356	405	24
48660 Wayne.....	3638	---	8082	4140	326	74	15	17..	7357	4475	321	14
183375 Westchester.....	4338	---	25083	15035	909	803	261	305..	21271	16436	390	228
30413 Wyoming.....	2328	---	5457	2477	300	31	10	16..	5030	2837	338	6
20318 Yates.....	1375	---	3330	1752	141	11	25	3..	3427	2196	173	5

Total.....	129280	75339.	350444	683222	20776	36883	7459	9125..	821992	673886	22043	12869
Hughes' plurality.....	53841	---	175588	---	---	---	---	---	143906	---	---	---
Per cent.....	---	---	53.12	42.28	1.28	2.13	.48	.71..	53.10	43.82	1.42	---
Total vote.....	---	---	---	1617545	---	---	---	---	---	1547912	---	.18

\*Pluralities—Owing to litigation and other circumstances the official canvass of several of the counties in New York was delayed until late in December and the official vote of the state was not available at the time this edition of The Daily News Almanac and Year-Book went to press. The above table of pluralities on the two leading candidates for governor is mainly made up from official returns sent in from the various counties and is approximately correct. Mr. Hughes ran ahead of his ticket in New York city, where the pluralities of the other republican candidates for state offices were wiped out, so that the democratic candidates for all the places except that of governor won.

FOR REPRESENTATIVES IN CONGRESS, 1906.

1. Counties of Suffolk and Nassau and the 3d, 4th and 5th wards of the Borough of Queens, in Queens county.  
William W. Cocks, Rep. (elected).  
Munson Morris, Dem.  
George R. Scott, Pro.
2. Borough of Brooklyn (14th, 15th, 16th, 17th, 18th and part of 27th wards).  
Samuel Peace, Rep.  
George H. Lindsay, Dem. (elected).  
A. Vail, Pro.  
Conrad Weber, Soc.
3. Borough of Brooklyn (13th, 19th, 21st, part of 27th and part of 23d wards).  
Charles T. Durwell, Rep. (elected).  
Walter B. Raymond, Dem.  
Franklin D. Newman, Pro.  
Fred Schafer, Soc.
4. Borough of Brooklyn (26th, 28th, 31st, 32d and part of 25th wards).  
Charles B. Law, Rep. (elected).  
H. H. Torborg, Dem.  
A. L. Martin, Pro.  
George L. Glefer, Soc.
5. Borough of Brooklyn (8th, 24th, 29th, 30th and part of the 23d and 25th wards).  
George E. Waldo, Rep. (elected).  
John J. Roach, Dem.  
G. H. McEathron, Pro.  
Alexander Fraser, Soc.
6. Borough of Brooklyn (7th, 9th, 20th, 22d and part of the 11th wards).  
William M. Calder, Rep. (elected).  
Robert Baker, Dem.  
A. O. Carlson, Pro.  
Leighton Baker, Soc.
7. Borough of Brooklyn (1st, 2d, 3d, 4th, 5th, 6th, 10th, 12th and part of 11th wards).  
Charles R. Banks, Rep.  
John J. Fitzgerald, Dem. (elected).  
James Stanly, Pro.  
William A. Schmdt, Soc.
8. County of Richmond (Staten island) and part of lower New York city.  
Frank L. Frugone, Rep.  
Daniel J. Rlordan, Dem. (elected).  
Parker J. Gates, Pro.  
Edward F. Cassidy, Soc.



9. Part of New York city.  
Charles S. Adler, Rep.  
Henry M. Goldfogle, Dem. (elected).  
T. N. Holden, Pro.  
Louis Hillquit, Soc.
10. Part of New York city.  
Fred V. Etzel, Rep.  
William Sulzer, Dem. (elected).  
B. T. Roger, Jr., Pro.  
Alexander Jonas, Soc.
11. Part of New York city.  
Charles W. Leffer, Rep.  
Charles V. Fornes, Dem. (elected).  
Viggo Rugaard, Pro.  
Edward M. Marlin, Soc.
12. Part of New York city.  
Henry Carey, Rep.  
W. Bourke Cockran, Dem. (elected).  
A. W. Pfluger, Pro.  
P. H. Donahue, Soc.
13. Part of New York city.  
Herbert Parsons, Rep. (elected).  
William H. Jackson, Dem.  
Carl Grimskaid, Pro.  
Charles G. Teche, Soc.
14. Part of New York city and part of Long Island City and Newtown, in Queens county.  
Frank E. Losee, Rep.  
William Willett, Jr., Dem. (elected).  
Albert Wadhams, Pro.  
Richard Morton, Soc.
15. Part of New York city.  
J. V. V. Olcott, Rep. (elected).  
John H. Halligan, Dem.  
Royal S. Wright, Pro.  
L. D. Abbott, Soc.
16. Part of New York city.  
Jacob R. Schiff, Rep.  
Francis B. Harrison, Dem. (elected).  
John C. Wallace, Pro.  
James G. Kanely, Soc.
17. Part of New York city.  
William S. Bennett, Rep. (elected).  
Francis E. Shober, Dem.  
George Munro, Pro.  
Warren Atkinson, Soc.
18. Part of New York city.  
James L. Wells, Rep.  
Joseph A. Goulden, Dem. (elected).  
David Lyle, Pro.  
Richard Bock, Soc.
19. County of Westchester.  
John E. Andrus, Rep. (elected).  
Timothy Healy, Dem.  
H. W. Wessling, Soc.  
C. F. Jewell, Pro.
20. Counties of Sullivan, Orange and Rockland.  
Thomas W. Bradley, Rep. (elected).  
Victor A. Wilder, Dem.  
Thomas G. Sayre, Pro.  
Thomas T. Lloyd, Soc.
21. Counties of Greene, Columbia, Putnam and Dutchess.  
Samuel McMillan, Rep. (elected).  
Percy W. Decker, Dem.  
Andrew J. Fancher, Soc.
22. Counties of Rensselaer and Washington.  
William H. Draper, Rep. (elected).  
Thomas A. Patterson, Dem.  
George M. Foster, Pro.  
Carl H. Caspar, Soc.
23. Counties of Albany and Schenectady.  
George N. Southwick, Rep. (elected).
- George C. Hilsigen, Dem.  
Henry V. Jackson, Soc.
24. Counties of Delaware, Otsego, Ulster and Schoharie.  
George W. Fairchild, Rep. (elected).  
Walter Scott, Pro.
25. Counties of Fulton, Hamilton, Montgomery, Warren and Saratoga.  
Cyrus Durey, Rep. (elected).  
Frank Beebe, Dem.  
C. A. Stuppelbeen, Pro.  
James O'Neill, Soc.
26. Counties of Clinton, Essex, Franklin and St. Lawrence.  
George Malby, Rep. (elected).  
Andrew B. Cooney, Dem.  
Ernest C. Beers, Soc.
27. Counties of Herkimer and Oneida.  
James S. Sherman, Rep.  
James K. O'Connor, Dem.  
A. L. Byron-Curtiss, Soc.
28. Counties of Jefferson, Lewis and Oswego.  
C. L. Knapp, Rep. (elected).  
Jay C. Bardo, Dem.  
Frank H. Lewis, Pro.  
Raymond K. Bull, Soc.
29. Counties of Onondaga and Madison.  
Michael E. Driscoll, Rep. (elected).  
George Cochran, Pro.  
Charles J. Baker, Soc.
30. Counties of Broome, Chenango, Tioga, Tompkins and Cortland.  
John W. Dwight, Rep. (elected).  
Amasa Genung, Dem.  
Victor A. Scott, Pro.  
W. J. C. Wismar, Soc.
31. Counties of Cayuga, Ontario, Wayne and Yates.  
Sereno E. Payne, Rep. (elected).  
Dudley M. Warner, Dem.  
Nelson A. Jackson, Pro.  
Prosper A. Perrin, Soc.
32. County of Monroe.  
James B. Perkins, Rep. (elected).  
William L. Manning, Dem.  
Jacob H. Durkee, Pro.  
H. D. Henderson, Soc.
33. Counties of Chemung, Schuyler, Seneca and Steuben.  
J. Sloat Fassett, Rep. (elected).  
Frank P. Frost, Dem.  
Francis E. Baldwin, Pro.  
H. P. Pettibone, Soc.
34. Counties of Genesee, Livingston, Niagara, Orleans and Wyoming.  
James M. Wadsworth, Rep.  
Peter A. Porter, Dem. (elected).  
William V. R. Blighton, Pro.
35. City of Buffalo (1st, 2d, 3d, 4th, 5th, 6th, 7th, 8th, 9th, 10th, 11th, 12th, 13th, 14th, 15th, 16th and 18th wards).  
F. X. Bernhard, Rep.  
William H. Ryan, Dem. (elected).  
Samuel Leary, Soc.  
E. J. Cook, Pro.
36. City of Buffalo (17th, 19th, 20th, 21st, 22d, 23d, 24th and 25th wards) and the 7th and 8th assembly districts of Erie county.  
D. S. Alexander, Rep. (elected).  
John W. Williams, Dem.  
A. L. Witmer, Pro.  
Henry Moses, Soc.
37. Counties of Allegany, Cattaraugus and Chautauqua.  
Edward B. Vreeland, Rep. (elected).

Mark Graves, Dem.  
Edwin Williams, Pro.  
E. K. Esler, Soc.

LEGISLATURE.

	Senate.	House.	J. B.
Republicans .....	32	91	123
Democrats .....	19	59	78

STATE OFFICERS.  
Governor—Charles E. Hughes, Rep.  
Lieutenant-Governor—L. S. Chanler, Dem.  
Secretary—J. S. Whalen, Dem.  
Attorney-General—W. S. Jackson, Dem.  
Comptroller—M. H. Glynn, Dem.  
Treasurer—J. Hauser, Dem.

NORTH CAROLINA (Population in 1903, 1,976,571).

Population in 1900.	PRESIDENT 1904						PRESIDENT 1900				SUPR. CT. '98	
	Rep.		Dem.		Pro. Soc. Peo.		Rep.		Dem.		Fus. Dem.	
	Roosevelt	Parker	Swallow	Debs	Wats'n	McKinley	Bryan	Woolley	Barker	Eaves	Hoke	
25665 Alamance.....	1770	1907	2	—	—	2256	1923	32	6.	2239	2616	
10460 Alexander.....	937	770	—	—	1.	938	774	26	—	811	892	
7759 Alleghany.....	543	699	—	—	—	662	709	—	—	584	853	
21870 Anson.....	207	1226	—	—	11.	673	1856	—	5.	1403	1873	
19581 Ashe.....	1651	1254	12	—	—	1937	1513	2	—	1815	1704	
2404 Beaufort.....	867	1803	—	—	—	1799	2316	—	—	2291	2462	
20538 Bertie.....	252	1294	—	—	4.	1607	2420	—	—	2013	1732	
17677 Bladen.....	558	927	—	—	25.	1192	1102	—	20.	1428	1676	
12657 Brunswick.....	487	564	—	—	—	643	525	—	—	1210	1193	
4288 Buncombe.....	2591	3181	1	24	—	4141	3724	33	26.	3868	4488	
17609 Burke.....	1001	1080	—	—	—	1110	1389	7	2.	1324	1474	
22456 Cabarrus.....	1254	1509	2	—	40.	1111	1486	16	8.	1307	1949	
15684 Caldwell.....	1419	1169	29	—	12.	1317	1111	28	25.	797	1190	
5474 Camden.....	99	389	—	—	—	535	498	—	7.	555	606	
11811 Carteret.....	656	1012	—	—	—	767	1046	—	—	1053	1300	
15028 Caswell.....	201	874	—	—	—	1297	1342	2	4.	1637	1445	
22133 Catawba.....	1909	1497	41	—	235.	1524	1607	63	—	1514	1988	
23912 Chatham.....	1477	1551	1	—	9.	2240	1489	2	95.	2112	2352	
11860 Cherokee.....	960	693	—	—	—	1157	774	—	24.	939	972	
10258 Chowan.....	148	573	—	—	—	932	898	—	6.	1174	994	
4532 Clay.....	325	396	6	—	—	394	404	—	—	395	437	
25078 Cleveland.....	1036	2162	—	—	4.	1311	2228	21	—	1530	2455	
21274 Columbus.....	876	1447	—	—	—	1237	1623	—	19.	1531	2116	
24160 Craven.....	268	1555	—	—	—	1502	2027	—	—	2885	2076	
29249 Cumberland.....	1129	1594	—	—	6.	2138	1965	10	—	2235	2405	
6529 Currituck.....	33	543	—	—	—	435	927	—	1.	497	963	
4757 Dare.....	850	415	—	—	—	231	404	—	—	457	489	
23403 Davidson.....	2054	2017	28	—	—	2329	1823	19	—	2492	2409	
12115 Davie.....	1072	739	20	—	6.	1251	832	37	26.	1037	915	
22405 Duplin.....	815	1386	—	—	46.	1081	1878	—	6.	1839	2109	
26233 Durham.....	1080	1603	10	—	—	2026	2373	14	20.	1895	2534	
26591 Edgecombe.....	126	1583	1	—	48.	1635	3009	1	5.	2498	2891	
35261 Forsyth.....	2209	2301	11	98	1.	2588	2453	27	—	3324	3009	
25116 Franklin.....	282	2069	—	—	—	1602	2781	13	—	2409	2698	
27903 Gaston.....	896	1958	13	—	12.	1626	1961	50	57.	1731	2348	
10413 Gates.....	273	677	—	—	—	564	1125	—	8.	778	1103	
4543 Graham.....	401	362	—	—	—	887	358	—	—	379	370	
23263 Granville.....	518	1595	—	—	6.	1585	2287	2	—	2279	2236	
12088 Greene.....	283	949	—	—	—	820	1385	—	—	1237	1218	
30074 Guilford.....	1716	2763	21	—	—	3296	3335	45	—	3214	4211	
30798 Halifax.....	181	2427	—	—	—	2174	3940	—	—	2677	3684	
15888 Harnett.....	723	1669	6	—	25.	1199	1342	1	—	1548	1617	
26222 Haywood.....	1125	1631	—	—	—	1257	1735	13	—	1041	1853	
14104 Henderson.....	1341	887	—	—	—	1483	973	—	—	1313	1048	
14234 Hertford.....	186	778	—	—	5.	732	1337	—	—	1460	1183	
9278 Hyde.....	318	614	—	—	—	798	867	—	—	969	994	
23064 Iredell.....	1510	2126	5	—	40.	2044	2523	17	—	2069	2795	
11853 Jackson.....	947	1015	—	—	10.	1047	1080	—	—	987	1156	
32250 Johnston.....	1553	2572	—	—	—	1997	3154	1	16.	2010	3737	
8226 Jones.....	250	638	—	—	1.	602	713	—	—	851	821	
18639 Lenoir.....	674	1386	1	—	—	1224	1936	—	—	1095	2085	
15498 Lincoln.....	761	1009	—	—	11.	1133	833	3	19.	1118	1341	
12104 Macon.....	387	904	2	—	—	1035	977	—	4.	971	1050	
20644 Madison.....	1939	984	—	—	—	2327	1263	—	—	2154	1272	
15383 Martin.....	216	1419	—	—	—	1088	1819	—	—	1556	1700	
55298 McDowell.....	931	836	—	—	8.	1105	1014	11	9.	1017	1257	
15221 Mecklenburg.....	748	3142	10	1	33.	2324	3786	47	31.	3526	5185	
14197 Mitchell.....	1384	408	—	—	—	1953	491	—	—	1639	672	
23622 Montgomery.....	858	937	—	—	—	920	1100	1	—	1143	1398	
25478 Moore.....	1178	1424	5	—	18.	2029	1606	4	10.	2017	2143	
25785 Nash.....	645	1428	—	—	6.	1337	2000	—	—	2219	2530	
21150 New Hanover.....	91	1254	—	—	—	60	2247	—	—	2641	2804	
11490 Northampton.....	116	1593	—	—	—	1587	1922	—	—	2228	1815	
14690 Onslow.....	451	828	—	—	56.	618	1322	—	—	877	1451	
8045 Orange.....	558	900	—	—	25.	1280	1274	—	11.	1295	1530	
13690 Pamlico.....	438	574	—	—	—	729	577	—	—	826	758	
13381 Pasquotank.....	275	947	1	—	1.	1282	1136	—	—	1391	1372	
10091 Pender.....	368	903	—	—	—	543	1137	—	2.	1265	1295	
10685 Perquimans.....	178	610	1	—	—	846	830	—	—	982	975	
30889 Person.....	473	942	—	—	—	1274	1466	—	7.	1512	1600	
7004 Pitt.....	429	2329	2	—	15.	2176	3294	15	21.	2790	3294	
28232 Polk.....	593	437	—	—	—	632	484	7	—	657	585	
15855 Randolph.....	1808	2334	21	—	—	2487	2294	37	—	2742	2675	

Population.	Roosevelt	Parker	Swallow	Debs	Watson	McKinley	Bryan	Woolley	Barker	Eaves	Hoke
46571 Richmond.....	306	927	—	—	—	504	1264	5	—	1688	2732
33163 Robeson.....	982	2274	—	—	6.	1146	3280	—	—	2804	3535
31066 Rockingham.....	1276	1934	—	1	19.	2252	2682	3	—	2673	2650
25101 Rowan.....	1215	2424	16	—	4.	1555	2461	262	15.	1533	2350
35580 Rutherford.....	1322	1860	—	—	—	1981	2081	1	27.	1685	2260
12553 Sampson.....	1777	1079	—	—	—	2002	1257	51	105.	2487	1796
15229 Scotland.....	65	646	—	—	—	44	924	2	—	—	—
19896 Stanly.....	1080	1024	—	—	3.	792	1265	—	—	541	1238
25515 Stokes.....	1478	1104	2	—	—	1788	1443	—	—	1904	1679
8401 Surry.....	2475	1741	—	—	—	2451	1898	—	—	2391	2247
6620 Swain.....	828	499	—	—	—	782	540	—	—	701	744
4980 Transylvania.....	526	556	—	—	—	622	529	3	—	646	606
27156 Tyrrell.....	367	343	—	—	—	385	466	—	22.	472	523
16684 Union.....	379	1181	—	20.	—	864	1790	—	—	1430	2510
54625 Vance.....	443	1019	—	6.	—	881	1233	2	48.	1791	1233
19151 Wake.....	1267	3410	7	—	16.	3947	4774	15	—	5084	5094
10038 Warren.....	165	1000	—	—	17.	1537	1573	—	—	2251	1217
19417 Washington.....	428	450	—	—	—	784	854	—	—	1257	817
31856 Watauga.....	1143	773	29	—	2.	1433	923	2	—	1155	1115
26872 Wayne.....	1162	2090	32	—	2.	1965	3104	37	—	2538	3434
23596 Wilkes.....	2470	1315	—	—	—	2840	1704	2	—	2649	1741
14083 Wilson.....	623	1363	—	—	—	1194	2816	2	—	2040	2458
11464 Yadkin.....	1433	691	6	—	2.	1733	950	7	—	1610	1007
Yancey.....	864	1013	—	—	—	1082	954	—	—	850	977
Total.....	82442	124121	361	124	819.	138081	157752	1006	830.	159511	177449
Plurality.....		41679					24671				17398
Per cent.....	39.66	59.71	.17	.06	.39.	45.47	53.89	.34	.28.	47.20	52.80
Total vote.....		207867					292639				337960

FOR REPRESENTATIVES IN CONGRESS, 1906.

- Counties of Beaufort, Camden, Chowan, Currituck, Dare, Gates, Hertford, Hyde, Martin, Pasquotank, Perquimans, Pitt, Tyrrell and Washington.  
John H. Small, Dem. (elected).  
J. O. A. Wood, Rep.
- Counties of Bertie, Edgecombe, Greene, Halifax, Lenoir, Northampton, Warren and Wilson.  
Claude Kitchin, Dem. (elected).  
J. R. Gaskell, Rep.
- Counties of Carteret, Craven, Duplin, Jones, Onslow, Pamlico, Pender, Sampson and Wayne.  
C. R. Thomas, Dem. (elected).  
W. R. Dixon, Rep.
- Counties of Chatham, Franklin, Johnston, Nash, Vance and Wake.  
Edward W. Pou, Dem. (elected).  
Berry Godwin, Rep.
- Counties of Alamance, Caswell, Durham, Forsyth, Granville, Guilford, Orange, Person, Rockingham and Stokes.  
W. W. Kitchin, Dem. (elected).  
Charles A. Reynolds, Rep.
- Counties of Bladen, Brunswick, Columbus, Cumberland, Harnett, New Hanover and Robeson.  
H. P. Godwin, Dem. (elected).  
James B. Schulken, Rep.

- Counties of Anson, Davidson, Davie, Montgomery, Moore, Randolph, Richmond, Scotland, Union and Yadkin.  
Robert N. Page, Dem. (elected).  
George D. B. Reynolds, Rep.
- Counties of Alexander, Allegheny, Ashe, Cabarrus, Caldwell, Iredell, Rowan, Stanly, Surry, Watauga and Wilkes.  
E. Spencer Blackburn, Rep.  
R. N. Hackett, Dem. (elected).
- Counties of Burke, Catawba, Cleveland, Gaston, Lincoln, Madison, Mecklenburg, Mitchell and Yancey.  
E. Y. Webb, Dem. (elected).  
Frank Roberts, Rep.
- Counties of Buncombe, Cherokee, Clay, Graham, Haywood, Henderson, Jackson, McDowell, Macon, Polk, Rutherford, Swain and Transylvania.  
W. T. Crawford, Dem. (elected).  
James J. Brett, Rep.

LEGISLATURE.

	Senate.	House.	J.B.
Republicans .....	6	22	28
Democrats .....	43	98	141

STATE OFFICERS.

- (All democrats.)  
Governor—Robert G. Glenn.  
Lieutenant-Governor—F. D. Winston.  
Secretary—J. B. Grimes.  
Auditor—B. F. Dixon.  
Treasurer—B. R. Lacy.

NORTH DAKOTA (Population in 1903, 1,976,571).

Population in 1900.	COUNTIES.		GOV. 1906				PRESIDENT 1904				GOV. 1902.		
	Rep.	Dem.	Rep.	Dem.	Pro. Soc.	Rep.	Dem.	Pro. Soc.	Rep.	Dem.	White.	Cronan.	Grant.
13159 Barnes.....	923	1348	46.	2041	451	72	117	8.	1368	437	108		
8820 Benson.....	391	1062	8.	1111	143	37	7	5.	1207	441	17		
975 Billings.....	295	42	3.	256	37	3	5	1.	132	22	1		
7532 Bottineau.....	1150	1672	84.	2094	753	45	166	6.	1115	815	52		
6781 Burleigh.....	983	489	17.	1340	237	9	24	—	723	395	6		
28925 Cass.....	2056	1884	58.	3788	609	155	159	10.	1858	1415	154		
12580 Cavalier.....	1043	1574	27.	1664	771	9	48	2.	1297	968	42		
6861 Dickey.....	676	330	18.	998	336	24	75	5.	691	300	38		
3330 Eddy.....	395	387	10.	596	162	11	13	2.	415	165	14		
4349 Emmons.....	600	274	9.	653	281	6	12	1.	411	229	8		
3770 Foster.....	240	617	5.	618	223	9	12	2.	409	339	6		
24459 Grand Forks.....	1650	3020	39.	2807	828	62	146	11.	1596	1538	70		
4744 Griggs.....	238	736	15.	688	232	77	33	1.	409	296	21		
1754 Kidder.....	294	168	7.	447	53	7	6	2.	259	52	1		
6948 LaMoure.....	687	471	19.	860	195	15	46	5.	593	322	17		
1625 Logan.....	510	59	8.	454	31	—	4	1.	271	12	1		
5253 McHenry.....	1072	1014	42.	1807	556	28	66	11.	1169	441	56		

Population.	Series	Burke	Dow	Roosevelt.	Parke.	Swallow.	Debs.	Watson.	White.	Cronan.	Grant
4818 McIntosh	426	19	3.	736	58	—	2	—	497	22	1
McKenzie	339	211	12.	—	—	—	—	—	—	—	—
4791 McLean	1636	364	40.	1928	219	16	17	7.	635	81	11
1773 Mercer	325	14	2.	252	17	1	—	—	922	4	—
8069 Norton	1646	395	24.	1474	321	5	25	1.	922	447	14
7906 Nelson	664	849	16.	1284	340	26	71	3.	838	438	113
990 Oliver	244	113	2.	241	47	6	3	4.	100	55	—
17869 Pembina	911	1607	5.	1870	744	53	5	14.	1585	1014	4
4765 Pierce	368	973	30.	921	284	16	34	4.	547	287	20
9198 Ramsey	476	1537	32.	1523	586	19	64	1.	975	293	46
6319 Ransom	900	488	18.	1257	253	39	29	3.	858	317	34
17387 Richland	933	1436	17.	2420	1616	40	63	7.	1563	1419	36
7395 Rolette	369	1020	44.	912	366	15	81	1.	592	407	35
6636 Sargent	713	515	32.	1045	310	13	91	6.	630	358	45
7621 Stark	492	282	7.	703	231	1	16	—	498	271	18
5888 Steele	218	579	6.	879	69	25	30	3.	310	76	25
9143 Stutsman	1061	1177	14.	1856	453	35	30	3.	971	587	16
6491 Towner	404	1192	10.	1022	435	9	54	5.	707	426	18
13107 Traill	534	1072	24.	1536	176	84	61	2.	795	352	33
20228 Walsh	814	2239	35.	2042	1113	37	103	8.	1433	1463	66
7361 Ward	1924	1947	138.	4349	914	78	224	16.	1824	607	66
8310 Wells	584	679	21.	1350	209	41	64	—	884	294	30
1530 Williams	678	569	41.	825	316	12	10	4.	254	111	2
Total	23609	34424	978.	52595	14273	1140	2017	165.	31613	17576	1245
Plurality	5115	—	—	38322	—	—	—	—	14037	—	—
Per cent.	45.29	53.20	1.51.	74.33	20.34	1.62	2.87	.24.	62.68	34.85	2.47
Total vote.	—	64711	—	—	—	70199	—	—	—	50434	—

FOR REPRESENTATIVES IN CONGRESS, 1906.  
 Thomas F. Marshall, \* Rep. .... 38,923  
 Aste J. Gronna, \* Rep. .... 36,772  
 John D. Benton, Dem. .... 21,050  
 A. J. Barr, Dem. .... 21,350  
 K. Halversen, Soc. .... 1,151  
 W. J. Bailey, Soc. .... 1,129  
 \*Elected.

LEGISLATURE. Senate. House. J.B.  
 Republicans ..... 33 88 121  
 Democrats ..... 7 12 19

STATE OFFICERS.  
 Governor—John Burke, Dem.  
 Lieutenant Governor—R. S. Lewis, Rep.  
 Treasurer—Albert Peterson, Rep.  
 Auditor—H. L. Holmes, Rep.  
 Secretary of State—A. Blaisdell, Rep.

OHIO (Population in 1903, 4,302,860).

Population (88)	SECY. OF STATE 1906					GOV. 1905			PRESIDENT 1904				
	Dem.	Rep.	Soc.	P.	S.L.	Rep.	Dem.	Rep.	Dem.	Pro.	Soc.	S.L.	Peo.
26328 Adams	2767	2736	21	152	7.	2858	3221	3252	2736	177	23	4	4
47976 Allen	4066	3381	165	117	16.	4539	6029.	6091	4980	223	270	13	26
21184 Ashland	2753	2170	41	94	2.	2217	3285.	2747	2996	342	24	1	3
51448 Ashtabula	1325	4642	326	212	23.	5064	3747.	8306	1647	391	755	42	24
38728 Athens	2255	4527	52	167	31.	4099	2925.	6352	1594	259	95	63	13
31192 Auglaize	2953	2030	50	53	1.	2652	3935.	3049	3619	107	48	4	4
60875 Belmont	4117	5709	343	285	14.	6202	6434.	8170	4801	593	776	42	14
28237 Brown	3006	1920	12	45	2.	2190	3815.	2730	3590	96	17	—	5
55870 Butler	7889	5509	517	99	88.	5588	8502.	7048	7397	170	720	147	29
16811 Carroll	1070	1888	6	73	3.	1686	1976.	2095	1278	142	20	7	1
20642 Champain	3228	3286	22	94	2.	3157	3203.	4192	2336	189	23	7	16
58939 Clark	3102	4810	446	366	28.	6784	5619.	9355	4365	346	764	38	16
31610 Clermont	3209	3554	96	97	7.	3167	4232.	4767	3339	114	134	15	15
24202 Clinton	2058	3534	13	104	1.	2334	2486.	3337	1826	202	9	2	8
68590 Columbiana	3604	7046	240	871	39.	7621	5411.	11571	4203	932	445	43	19
28337 Coshocton	3462	3230	77	108	6.	3289	3819.	3715	3545	164	84	1	4
33915 Crawford	4114	2562	146	73	12.	2489	5000.	3314	4493	123	347	21	8
439120 Cuyahoga	32556	31546	1901	394	506.	34724	48832.	57367	24202	802	8017	774	94
42532 Darke	4902	4026	51	148	2.	4277	5616.	5203	5030	251	54	23	23
26387 Deane	2383	2256	27	47	5.	2088	3690.	3032	3216	86	35	5	18
20401 Delaware	2878	3054	44	357	4.	3190	3419.	4163	2907	237	51	1	19
37650 Erie	3464	4482	195	50	33.	4158	4812.	5764	3648	113	247	38	15
34259 Fairfield	4653	3193	25	110	2.	3510	5165.	4084	4632	263	29	4	12
21725 Fayette	1856	2409	17	60	2.	2456	2417.	3331	1880	91	15	2	13
164460 Franklin	15231	17644	1003	476	113.	22586	20668.	27439	15502	739	774	113	55
22801 Fulton	1148	2413	22	58	6.	2302	2296.	3593	1448	119	30	—	8
27918 Gallia	1550	2912	22	87	2.	3184	2080.	5880	1742	95	16	3	11
14144 Geauga	511	1703	15	45	3.	1532	1325.	2762	544	60	20	2	12
31673 Greene	1907	3308	172	75	3.	3329	2873.	5043	2004	151	273	10	3
34425 Guernsey	2502	3851	209	238	7.	3589	3835.	5427	2448	518	212	11	14
401993 Hamilton	41077	48216	2755	233	228.	46861	46522.	65149	24936	431	7158	289	95
49479 Hancock	3738	4139	416	143	24.	4243	5231.	5766	4148	243	239	13	17
31187 Hardin	3586	3588	91	111	6.	3832	3922.	4736	3066	174	224	18	8
20486 Harrison	1235	2044	8	69	6.	1844	2553.	3115	1573	173	24	6	17
27282 Henry	2882	2158	19	29	—	1686	3517.	2707	3102	78	9	2	6
30082 Highland	2898	3217	33	159	6.	3275	4188.	4205	3321	216	30	3	12
24398 Hocking	2397	2166	25	50	7.	2192	2902.	2379	2304	85	19	5	7
19511 Holmes	2171	1088	24	31	—	1040	2527.	1377	2486	69	23	1	4
32330 Huron	2859	4087	49	96	12.	3336	4022.	5613	2622	110	120	8	17



- 9. Counties of Fulton, Lucas, Ottawa and Wood.
  - Isaac R. Sherwood, Dem.....15,590
  - E. G. McClelland, Rep.....18,370
  - Walter C. Guntrup, Soc.....1,350
  - Ellis H. Barton, Pro.....394
  - Isaac R. Sherwood, Ind.....2,821
  - Sherwood's plurality—41.
- 10. Counties of Adams, Gallia, Jackson, Lawrence, Pike and Scioto.
  - Thomas H. B. James, Dem.....14,686
  - Henry Bannon, Rep.....17,979
  - Albert Heales, Soc.....523
  - Samuel Llewellyn, Pro.....560
- 11. Counties of Athens, Hocking, Meigs, Perry, Ross and Vinton.
  - O. W. H. Wright, Dem.....19,914
  - Albert Douglas, Rep.....21,247
  - Joseph A. Slemmer, Soc.....411
  - Albanus C. Purvis, Pro.....602
- 12. Counties of Fairfield and Franklin.
  - William A. Taylor, Dem.....13,351
  - Edward L. Taylor, Jr., Rep.....19,629
  - Oscar Ameringer, Soc.....913
  - Frank M. Mecartney, Pro.....452
  - Edward J. Bracken, Ind.....173
- 13. Counties of Crawford, Erie, Marion, Sandusky, Seneca and Wyandot.
  - David R. Crissinger, Dem.....20,463
  - Grant E. Mouser, Rep.....20,736
  - Martin H. Darrow, Soc.....605
  - Hewson L. Pecke, Pro.....362
- 14. Counties of Ashland, Huron, Knox, Lorain, Morrow and Richland.
  - William H. Budd, Dem.....18,443
  - J. Ford Lanning, Rep.....20,962
  - F. C. Ross, Soc.....614
  - Ralph Davey, Pro.....506
- 15. Counties of Guernsey, Morgan, Muskingum, Noble and Washington.
  - George White, Dem.....16,945
  - Beman G. Dawes, Rep.....18,364
  - Frank B. Martin, Soc.....588
  - Lewis E. Kiehn, Pro.....1,133
- 16. Counties of Belmont, Carroll, Harrison, Jefferson and Monroe.

- Frank A. Summers, Dem.....11,347
- Capeli L. Weems, Rep.....14,712
- Lewis Hayes, Soc.....537
- Thornton A. Rodefer, Pro.....687
- 17. Counties of Coshocton, Holmes, Licking, Tuscarawas and Wayne.
  - William A. Ashbrook, Dem.....19,982
  - Martin L. Smyser, Rep.....19,497
  - Harris Whitcomb, Soc.....600
  - William B. King, Pro.....484
- 18. Counties of Columbiana, Mahoning and Stark.
  - John C. Welty, Dem.....17,840
  - James Kennedy, Rep.....19,684
  - John Evans, Soc.....922
  - Leslie Hawk, Pro.....1,299
- 19. Counties of Ashtabula, Geauga, Portage, Summit and Trumbull.
  - Thaddeus E. Hoyt, Dem.....10,926
  - W. Aubrey Thomas, Rep.....20,341
  - Everett St. John, Soc.....1,217
  - James H. Ford, Pro.....697
- 20. Counties of Cuyahoga (part), Lake and Medina.
  - Charles W. Lapp, Dem.....16,966
  - Paul Howland, Rep.....19,439
  - John G. Willert, Soc.....823
  - Abel A. Hostwick, Pro.....267
- 21. Part of the county of Cuyahoga.
  - Theodore E. Burton, Rep.....20,826
  - Robert Bandlow, Soc.....1,376
  - J. Walter Malone, Pro.....220

LEGISLATURE.

	Senate.	House.	J.B.
Republicans	13	62	80
Democrats	18	57	75
Independents	1	2	3

STATE OFFICERS.

Governor—Andrew L. Harris, Rep.  
 Lieut.-Governor—C. A. Thompson, Rep.  
 Treasurer of State—Wm. S. McKinnon, Rep.  
 Attorney-General—Wade H. Ellis, Rep.  
 Judge of Supreme Court—William Z. Davis, Rep.  
 Board of Public Works—G. H. Watkins, R.

OKLAHOMA (Population in 1903, 495,285).

Population (1900)	COUNTIES. (26)		—DELEGATE 1904—				—DEL. 1902—				—DELEGATE 1900—			
	Rep.	Dem.	Soc.	Pro.	Peo.	Brown.	Rep.	Dem.	Rep.	Fus.	Peo.	S. L.	U. C.	
3051	1011	851	113	125	28.	426	319.	435	226	2	6			
10658	1642	1091	150	60	22.	1482	1132.	1246	753	38	6			
(*)	2751	2375	157	37	36.	2015	1705.	—	—	—	—			
15981	1741	1743	82	19	55.	1790	1638.	1672	1492	7	50			
16388	1143	1517	238	163	31.	1301	1690.	1155	1395	169	97			
(*)	2311	3165	120	46	56.	2434	2946.	—	—	—	—			
12264	1540	146.	75	22	16.	1295	1235.	1223	958	12	5			
2173	678	817	160	20	16.	450	603.	240	224	5	1			
8819	1143	1061	277	19	14.	1051	960.	788	722	9	16			
22076	2764	1964	226	25	85.	2611	1901.	2764	2157	14	17			
17273	1906	1554	88	161	118.	1987	1536.	2013	1799	17	58			
17922	1301	3604	69	180	38.	1276	2848.	815	1388	250	20			
22530	2732	2404	97	32	78.	2440	2206.	2712	2026	20	37			
18501	1794	1527	149	48	48.	2128	1372.	2236	1810	14	38			
(*)	1483	1883	83	18	41.	1387	1761.	—	—	—	—			
27007	3243	2318	194	324	85.	2596	2506.	2870	2591	57	21			
26563	3268	1738	130	29	76.	2978	1777.	2775	2062	10	43			
14015	1328	1271	65	11	28.	1211	1208.	1589	1155	6	28			
25915	3448	3727	245	29	62.	2786	3091.	2373	2194	16	76			
12366	1583	1438	227	20	53.	1419	1156.	1474	1280	4	57			
20909	2061	1812	217	71	74.	1965	1888.	2037	2109	8	56			
26412	2183	3230	175	46	33.	1846	3171.	1975	2169	28	10			
6190	816	1350	154	20	17.	638	1226.	407	643	21	24			
15001	966	1494	146	28	37.	982	1459.	981	1103	29	16			
84975	4070	2588	516	244	317.	3144	3780.	3478	2526	39	104			
7469	2528	1884	230	39	80.	1895	1390.	995	747	14	10			
Total.....	51544	49868	4443	1836	1544.	45803	45400.	38253	33529	789	796			
Plurality.....	1586					394		474						
Per cent.....	47.14	45.69	4.07	1.68	1.42.	48.61	48.19.	52.13	45.70	1.07	1.10			
Total vote.....	109145					94210		73367						

\*Not included in census of 1900.

Oklahoma will elect state officers and congressmen in 1907.

LEGISLATURE, 1905.				STATE OFFICERS.			
	Council.	House.	J. B.	Governor—	T. B. Ferguson, Rep.	Secretary—	William Grimes, Rep.
Republicans .....	7	12	19	Treasurer—	C. W. Rambo.		
Democrats .....	6	14	20				

OREGON (Population in 1903, 437,302).

Population in 1903 (33)	GOVERNOR 1906					PRESIDENT 1904					PRESIDENT 1900				
	Pro.	Soc.	Dem.	Rep.	Rep.	Dem.	Pro.	Soc.	Poo.	Rep.	Fns	Pro.	Pro.	S. D.	
	Ames.	Barzee	Chubb.	Wyteme	Roos	velt.	Parker.	Swallow.	Debs.	Watson.	Mokiney.	Bramm	Barker	Woley	Debs.
15597 Baker.....	42	277	2135	1443..	1980	988	52	385	15..	1458	1615	6	40	44	
6706 Benton.....	67	33	839	1164..	1107	442	136	74	12..	931	764	3	81	7	
19458 Clackamas ..	95	227	2396	1954..	2783	684	141	421	77..	2234	1641	23	118	130	
12765 Clatsop.....	40	125	1324	1038..	1408	336	41	256	9..	1329	688	5	31	63	
6237 Columbia.....	65	115	709	854..	1301	221	61	160	9..	863	403	5	31	29	
10324 Coos.....	127	348	1037	1195..	1712	490	92	342	28..	1153	888	14	33	30	
3886 Crook.....	46	87	848	633..	763	266	16	116	7..	474	381	4	16	20	
1868 Curry.....	6	23	205	213..	322	87	5	88	3..	308	152	1	3	2	
14565 Douglas.....	44	209	1937	1775..	2443	908	95	387	32..	1910	1624	17	75	51	
3201 Gilliam.....	22	22	506	424..	568	195	28	48	3..	419	343	2	22	4	
5946 Grant.....	34	51	826	624..	1007	316	32	123	7..	914	613	5	15	23	
2596 Harney.....	9	43	417	354..	395	190	7	80	5..	375	387	7	2	23	
13938 Jackson.....	105	210	1601	1744..	1992	798	133	307	27..	1556	1525	25	68	70	
7517 Josephine.....	48	179	777	906..	914	327	47	208	5..	919	744	6	45	35	
3970 Klamath.....	14	49	555	579..	552	208	10	25	8..	428	324	8	8	3	
2847 Lake.....	10	15	352	328..	394	115	9	4	9..	456	233	2	1	1	
19604 Lane.....	149	239	2417	2191..	3501	1166	232	356	50..	2521	2057	9	133	44	
3515 Lincoln.....	13	74	432	539..	581	179	14	118	4..	472	266	5	8	33	
18903 Linn.....	140	214	2338	1866..	2346	1206	286	409	69..	1927	1907	27	228	92	
4203 Malheur.....	43	53	673	706..	799	280	77	74	22..	478	486	5	18	6	
27713 Marion.....	210	142	2908	2763..	4106	1084	312	297	64..	3112	2318	21	187	88	
14151 Morrow.....	44	88	532	523..	875	290	78	156	5..	723	358	3	41	28	
9367 Multnomah.....	417	650	9214	9013..	13692	2324	592	1849	77..	9948	4436	12	455	342	
9363 Polk.....	81	116	1297	1193..	1380	521	118	122	27..	1163	991	25	103	18	
3477 Sherman.....	91	29	369	416..	701	163	36	32	4..	451	385	1	82	8	
4471 Tillamook.....	40	88	459	475..	729	136	65	119	—	623	313	2	73	24	
18049 Umatilla.....	122	164	1763	1834..	2642	840	223	259	23..	1975	1638	7	130	43	
16070 Union.....	63	178	1552	1288..	1884	775	116	202	19..	1512	1646	10	57	66	
5538 Wallowa.....	36	76	676	639..	714	255	34	96	8..	651	559	5	21	7	
13177 Wasco.....	162	161	1490	1421..	2092	536	222	223	29..	1576	1038	18	85	37	
14467 Washington.....	118	44	1444	1475..	2236	492	151	139	59..	1655	1114	6	126	47	
2443 Wheeler.....	24	20	333	364..	462	161	12	22	7..	426	243	3	10	5	
13420 Yamhill.....	210	119	1596	1481..	2004	652	283	214	21..	1583	1235	3	166	38	
Total.....	2737	4468	46002	43508..	60455	17521	3806	7619	753..	46526	33385	302	2516	1466	
Plurality.....			2491	—	42334					13141					
Per cent.....	2.83	4.62	47.57	44.98..	67.06	19.43	4.22	8.45	.84..	54.80	38.31	.32	3.01	1.17	
Total vote.....			96715	—	—			90154	—	84182					

FOR REPRESENTATIVES IN CONGRESS, 1906.

- The counties of Benton, Clackamas, Coos, Curry, Douglas, Jackson, Josephine, Klamath, Lake, Lane, Linn, Marion, Polk, Tillamook, Washington and Yamhill.  
Willis C. Hawley, Rep.....23,120  
Charles V. Galloway, Dem.....19,340  
W. W. Myers, Soc.....2,794  
Edward F. Green, Pro.....1,801
- The counties of Baker, Clatsop, Columbia, Crook, Gilliam, Grant, Harney, Malheur, Morrow, Multnomah, Sherman, Umatilla, Union, Wallowa and Wasco.  
W. R. Ellis, Rep.....28,315  
James H. Graham, Dem.....12,151

A. M. Paul, Soc.....	3,532
H. W. Stone, Pro.....	2,408

LEGISLATURE.

	Senate.	House.	J. B.
Republicans.....	25	50	75
Democrats.....	5	10	15

STATE OFFICERS.

Governor—George B. Chamberlain, Dem.  
Secretary and Auditor—Frank W. Benson, Rep.  
Treasurer—George A. Steel, Rep.  
Attorney-General—A. M. Crawford, Rep.  
State Printer—Willis S. Dunlway, Rep.  
Superintendent of Public Instruction—J. H. Ackerman, Rep.

PENNSYLVANIA (Population in 1903, 6,606,747).

Population in 1903 (67)	GOVERNOR 1906					PRESIDENT 1904							
	Rep.	Ch.	Dem.	Com.	Lin.	Pro.	Soc.	Rep.	Dem.	Pro.	Soc.	Ind.	
	Stuart.	Stuart.	Emery.	Emery.	Emery.	Castle.	Mauzer.	Roosevelt.	Parker.	Swallow.	Debs.	Parker.	
34436 Adams.....		2923	5	3137	5	360	89	12	4017	3809	79	16	3
775058 Allegheny.....	54572	1790	22393	157	6094	2089	1977..	90594	21420	2216	3438	121	10
52551 Armstrong.....	4833	32	2163	9	748	276	57..	5798	2260	346	112	10	9
56432 Beaver.....	3835	51	2620	9	970	295	267..	7122	2333	407	458	9	2
39498 Bedford.....	3507	63	2278	3	1446	101	93..	5394	3040	191	173	32	3
159015 Berks.....	7674	22	12903	24	977	184	1458..	15589	16325	336	1313	39	2
85049 Blair.....	6376	52	3620	21	1255	489	88..	12482	3662	681	150	15	4
58493 Bradford.....	4345	26	3568	30	1927	431	115..	8303	2858	741	79	4	13
71190 Bucks.....	7130	16	6107	15	1501	127	68..	9572	6706	175	89	4	13
56962 Butler.....	3813	80	2537	9	609	375	32..	6596	3183	511	87	4	13

Population.	Stuart.	Stuart.	Emery.	Emery.	Emery.	Castle.	Maurer.	Roosevelt.	Parker.	S.wallow.	Pebs.	Parker.
104837 Cambria.....	8035	34	5369	25	1476	595	141..	13109	7223	646	180	9
7048 Cameron.....	821	1	445	2	243	22	1..	1228	404	27	3	—
44510 Carbon.....	2573	15	3366	16	760	107	507..	4505	2394	149	691	4
42834 Center.....	3564	5	3421	5	316	209	9..	5291	4015	272	6	—
35335 Chester.....	8021	46	4231	20	4158	269	80..	14200	4330	528	138	12
34283 Clarion.....	1722	18	2175	2	259	310	14..	2978	2463	374	22	3
80614 Clearfield.....	4911	72	4135	41	1560	620	250..	9541	4280	821	188	11
29197 Clinton.....	2522	19	2412	9	553	105	64..	3535	1941	177	102	2
30896 Columbia.....	2796	30	4144	17	1210	242	41..	3635	4194	848	56	6
63643 Crawford.....	5433	26	2863	11	591	751	155..	7450	3639	965	504	6
50944 Cumberland.....	4635	—	4869	—	53	241	59..	7138	5033	367	6	5
114443 Dauphin.....	10621	31	7221	32	1996	463	205..	16508	5026	910	296	14
94762 Delaware.....	9063	43	2807	19	4508	217	95..	15032	3562	591	207	24
32003 Elk.....	2565	6	3348	10	554	171	15..	3820	2854	183	50	3
98473 Erie.....	6292	84	2750	14	2132	942	491..	11951	5103	1152	729	16
110421 Fayette.....	8028	10	4332	31	532	1450	276..	11486	6779	1556	214	13
11039 Forest.....	1031	6	369	6	264	131	6..	1328	410	195	14	1
54902 Franklin.....	4400	11	4431	6	640	176	14..	7082	4110	233	22	4
10624 Fulton.....	6883	—	1017	—	26	26	5..	1100	1136	50	1	1
28281 Greene.....	2108	3	2943	7	93	84	10..	2442	3197	232	34	6
34650 Huntingdon.....	2769	—	2211	—	—	155	32..	4587	1918	335	24	6
42556 Indiana.....	3783	17	1103	10	460	341	72..	6878	1544	354	109	14
51113 Jefferson.....	3588	97	1786	5	1176	313	24..	5800	2076	463	51	19
16954 Juniata.....	1193	97	827	4	671	265	84..	1985	1201	99	5	2
193831 Lackawanna.....	11545	45	15540	135	1791	265	84..	16923	7066	529	272	2
15324 Lancaster.....	18731	45	4178	39	6546	306	193..	26083	7047	570	313	45
57042 Lawrence.....	2979	18	1857	20	2248	380	507..	7634	1888	862	1000	6
53827 Lebanon.....	4575	8	2485	13	757	234	82..	6638	2446	439	54	3
93893 Lehigh.....	8010	17	8125	11	635	194	447..	11826	10134	188	177	4
237121 Luzerne.....	14047	108	15360	225	334	541	854..	27809	13497	485	383	21
75683 Lycoming.....	5004	10	5501	24	1046	718	236..	8928	6414	865	647	10
51343 McKean.....	2292	12	1278	12	3112	459	186..	5719	3625	763	329	11
57887 Mercer.....	4496	6	3771	—	—	863	180..	8574	6839	958	736	6
29160 Mifflin.....	1526	—	—	—	—	245	30..	9034	1374	170	11	4
21161 Monroe.....	721	8	2039	8	261	216	3..	1446	2387	150	10	4
13895 Montgomery.....	12851	38	9836	753	2495	214	297..	13833	10401	846	455	19
15326 Montour.....	897	9	1190	21	551	55	1..	1518	1352	74	4	6
90837 Northampton.....	6976	29	8853	20	924	352	150..	11039	9402	412	173	12
90811 Northumberland.....	5849	33	6031	26	1435	318	396..	11219	5921	388	404	15
26263 Perry.....	2163	3	2019	3	283	56	6..	3433	2094	118	6	—
123937 Philadelphia.....	125780	859	26322	3944	64190	651	2529..	227180	46875	1521	3254	1909
8746 Pike.....	445	17	645	1	276	9	5..	542	989	29	3	8
3062 Potter.....	1938	3	1739	1	181	252	89..	3976	1074	384	226	—
17227 Schuylkill.....	11540	110	10102	46	4088	175	818..	21046	1018	310	805	7
17304 Snyder.....	1404	11	729	87	435	132	8..	2538	971	34	3	1
49161 Somerset.....	3834	56	1473	5	1428	432	62..	6722	1681	448	420	5
12134 Sullivan.....	3129	1	1966	4	155	129	9..	1429	1185	117	12	3
40043 Susquehanna.....	8189	73	2300	16	435	392	38..	4988	2592	481	91	5
49086 Tioga.....	4761	19	2377	5	631	159	15..	7410	1536	329	57	5
17592 Union.....	1476	13	969	4	504	52	9..	2548	1031	92	3	—
49648 Venango.....	2631	28	1670	13	719	1838	272..	5892	1740	2105	509	7
38946 Warren.....	3388	11	1303	10	1217	440	69..	4737	1215	890	97	7
92181 Washington.....	8826	108	4206	10	2517	602	232..	11530	4976	728	289	20
30171 Wayne.....	2001	17	1780	8	646	214	40..	3386	2063	426	40	4
160175 Westmoreland.....	10895	55	7236	39	864	1197	405..	17239	7991	1408	557	16
17152 Wyoming.....	1545	4	1209	7	303	79	4..	2308	1575	169	3	—
116413 York.....	11050	12	12217	16	1079	442	185..	14837	12973	475	300	23
Total .....	501782	4610	301747	6094	145657	24793	15169..	840949	335430	337172	1863	2568
Plurality .....	48435	—	—	—	—	—	—	505519	—	—	—	—
Per cent.....	50.31	—	45.50	—	—	2.46	1.51..	67.99	27.12	2.72	1.78	.21
Total vote.....	—	—	1006445	—	—	—	—	—	—	—	—	—

In 1904, for president, Corregan, Soc. L., received 2,211 votes. In 1906, for governor, Emery also received 784 votes from the Referendum party and 3,675 votes from the Union Labor party. John Desmond, Soc. L., received 2,109 votes.

FOR REPRESENTATIVES IN CONGRESS, 1906.

- Philadelphia county (part).
  - H. H. Bingham, Rep.....19,594
  - Joseph L. Galen, Dem.....3,628
  - E. J. Higgins, Lin.....290
  - E. S. Miller, Soc.....6,311
- Philadelphia county (part).
  - John E. Keyburn, Rep.....28,140
  - George F. Stephens, Dem.....4,262
  - Godfrey Sarlinger, Pro.....75
  - Edwin J. Lewis, Soc.....367
- Philadelphia county (part).
  - J. Hampton Moore, Rep.....20,337
  - William J. O'Brien, Dem.....11,240
  - Charles Sehl, Soc.....407
- Philadelphia county (part).
  - Reuben O. Moon, Rep.....26,289

- Horace S. Fogel, Dem.....3,993
- Herman L. Kummé, Soc.....414
- Philadelphia county (part).
  - W. W. Foulkrod, Rep.....29,179
  - Thomas P. Dolan, Dem.....3,987
  - R. E. Nicholson, Soc.....739
- Philadelphia county (part).
  - George D. McCreary, Rep.....38,269
  - Franklin X. Ward, Dem.....6,425
  - Hyland W. Potter, Soc.....518
- Chester and Delaware counties.
  - Thomas S. Butler, Rep.....19,676
  - John J. Buckley, Dem.....8,239
  - Walter N. Lodge, Soc.....203
- Bucks and Montgomery counties.
  - Irving P. Wanger, Rep.....22,416
  - Walter F. Leedom, Dem.....18,231
  - Hugh Ayres, Soc.....386



9. Lancaster county. H. Burd Cassel, Rep.....18,903 J. H. Wickersham, Lin.....9,007	23. Fayette, Greene and Somerset counties. Allen F. Cooper, Rep.....15,068 Ernest O. Kouser, Dem.....10,309 John O. Stoner, Pro.....1,789 Washington Herd, Soc.....319
10. Lackawanna county. Thomas H. Dale, Rep.....11,796 T. D. Nichols, Dem.....18,037 C. J. Rechstelner, Soc.....77	24. Beaver, Lawrence and Washington counties. E. F. Acheson, Rep.....15,480 Robert K. Alken, Dem.....14,163 Louis Van Orden, Pro.....837 John W. Slayton, Soc.....1,004
11. Luzerne county. John T. Leanahan, Rep.....15,176 Thomas Kerr, Pro.....985 William H. Dettry, Soc.....5,197 B. J. Cobleigh, Ind.....9,627	25. Erie and Crawford counties. Arthur L. Bates, Rep.....13,562 Andrew J. Palm, Dem.....8,109 Joshua Wanhope, Soc.....700
12. Schuylkill county. Charles N. Brumm, Rep.....15,652 W. F. Shepperd, Dem.....10,247 C. F. Foley, Soc.....857	26. Carbon, Monroe, Pike and Northampton counties. Gustav A. Schnebell, Rep.....12,427 J. D. Brodhead, Dem.....15,371 John Wilhelm, Pro.....496
13. Berks and Lehigh counties. J. Wilmer Fisher, Rep.....16,488 John H. Rothermel, Dem.....21,885 Morris E. Gibson, Soc.....2,044	27. Armstrong, Indiana, Clarion and Jefferson counties. Joseph G. Beale, Rep.....14,646 S. C. Hepler, Dem.....9,101 Enoch McGary, Pro.....1,392
14. Bradford, Susquehanna, Wayne and Wyoming counties. Mial E. Lilley, Rep.....11,288 George W. Kipp, Dem.....12,091 G. P. Little, Pro.....1,184	28. Mercer, Warren, Forest, Venango and Elk counties. Nelson P. Wheeler, Rep.....16,550 Earl H. Beshlin, Dem.....10,433 H. E. Horne, Pro.....3,712 Edward Hayden, Soc.....683
15. Tioga, Potter, Lycoming and Clinton counties. Elias Deemer, Rep.....14,201 William B. Wilson, Dem.....14,582 F. C. Hellman, Pro.....1,136 Fred H. Sharar, Soc.....317	29. Allegheny county (part). William H. Graham, Rep.....17,688 James S. Hastings, Dem.....890 George T. McConnell, Soc.....700
16. Northumberland, Montour, Columbia and Sullivan counties. Edmund W. Samuel, Rep.....12,131 John G. McHenry, Dem.....14,797 Patrick Smith, Soc.....522	30. Allegheny county (part). John Datzell, Rep.....13,937 Robert J. Black, Dem.....6,452 Warren Douglass, Pro.....554 Walter J. Wright, Soc.....497
17. Perry, Juniata, Mifflin, Huntingdon, Fulton, Franklin, Snyder and Union counties. Benjamin K. Focht, Rep.....17,130 William Alexander, Dem.....14,036 Edwin H. Hummel, Lin.....1,623	31. Allegheny county (part). J. Francis Burke, Rep.....13,364 Frank Lackner, Dem.....5,740 William A. Stewart, Pro.....333 David S. Connors, Soc.....356
18. Dauphin, Cumberland and Lebanon counties. Marlin E. Olmsted, Rep.....22,447 John Lindner, Dem.....14,457 J. W. Eilenberger, Pro.....865 H. J. Rahe, Soc.....351	32. Allegheny county (part). A. J. Barchfeld, Rep.....15,228 M. C. Donovan, Dem.....4,811 T. P. Hersberger, Pro.....678 Joseph H. Haney, Soc.....606
19. Blair, Cambria and Bedford counties. John M. Reynolds, Rep.....17,521 Joseph E. Throop, Dem.....13,649 Warren Worth Bailey, Ind.....2,140 John W. Blake, Ind.....1,351	
20. Adams and York counties. Daniel F. Lafean, Rep.....15,653 Horace Keesey, Dem.....15,204	
21. Cameron, Center, Clearfield and McKean counties. Charles F. Barclay, Rep.....15,210 Hugh S. Taylor, Dem.....10,572 James D. Blair, Soc.....669	
22. Westmoreland and Butler counties. George F. Huff, Rep.....15,924 Stias A. Kline, Dem.....10,460 John C. Kerr, Pro.....35 Daniel Stull, Soc.....523	

LEGISLATURE.

	Senate.	House.	J.B.
Republicans .....	40	159	199
Democrats .....	10	45	55

STATE OFFICERS.

Governor—Edwin S. Stuart, Rep.  
 Lieutenant-Governor—R. S. Murphy, Rep.  
 Secretary—Henry Houck, Rep.  
 Treasurer—William H. Berry, Dem.  
 Auditor—Robert K. Young, Rep.  
 Adjutant-General—Thomas J. Stewart, Rep.  
 Attorney-General—John P. Elkin, Rep.  
 Sup't Public Instruction—N. C. Schaeffer, D.  
 Insurance Commissioner—I. W. Durham, R.

PORTO RICO.

DISTRICTS.	—COM. 1900—	
	Rep. Fed.	Degetau. Outell.
Aguadilla.....	3397	31
Arecibo.....	1050	1
Guayama.....	4546	8
Hamacao.....	1614	6
Mayaguez.....	8361	43
Ponce.....	21145	25

DISTRICTS.	—COM. 1900—	
	Rep. Fed.	Degetau. Outell.
San Juan.....	12299	34
Total.....	58367	148
Plurality.....	58219	
Per cent.....	99.71	.29
Total vote.....	58515	

Julian Larrinaga, Rep., was elected resident commissioner in Washington in 1904 and 1906.

**RHODE ISLAND (Population in 1903, 454,629).**

Population in 1900.	COUNTIES. (5)	GOVERNOR 1906					GOVERNOR 1905					PRESIDENT 1904				
		Rep. Dem.		Pro. Soc.	Rep. Soc.	Dem. Pro.	Utter. Garvin.		Helme.	Roosev't.	Parker.	Swal'w.	Debs.	Cor'g'n	S. L.	
		Utter.	Higgins	Helme	Carpenter	Utter.	Garvin.	Helme	Roosev't.	Parker.	Swal'w.	Debs.	Cor'g'n	S. L.		
13414	Bristol.....	1376	1083	21	3..	1067	830	27	1457	963	22	17	7			
23976	Kent.....	3009	2144	75	4..	2554	1837	92..	2381	1859	66	22	16			
32590	Newport.....	3166	2419	67	19..	3443	2264	76..	3683	2263	56	18	14			
32863	Providence.....	21640	25920	428	362..	21763	19469	525..	30295	18557	527	877	441			
24154	Washington.....	2636	1629	125	7..	2484	1416	162..	3189	1197	97	22	10			
Total.....		31877	33195	714	395..	31311	25816	882..	41605	24839	708	956	488			
Plurality.....		1318			5495			16766								
Per cent.....		..			53.30			43.98			1.50..					
Total vote.....		..			53740			..			68566					

- FOR REPRESENTATIVES IN CONGRESS, 1906.
- Daniel L. D. Granger, Dem.....16,846
  - Elisha Dyer, Rep.....16,030
  - Adin R. Capron, Rep.....16,979
  - L. F. C. Garvin, Dem.....14,593
  - B. W. Briggs, Pro.

Lieutenant-Governor—F. N. Jackson, Rep.  
 Secretary of State—Chas. P. Bennett, Rep.  
 Treasurer—Walter A. Read, Rep.  
 Attorney-General—W. B. Greenough, Rep.

STATE OFFICERS.  
 Governor—J. H. Higgins, Dem.

LEGISLATURE.

	Senate.	House.	J. B.
Republicans .....	30	39	48
Democrats .....	9	33	42

**SOUTH CAROLINA (Population in 1903, 1,397,067).**

Population in 1900.	COUNTIES. (41)	GOV.'06		PRES.'04		PRES. 1900		PRESIDENT 1896		GOV. 1894			
		Dem.	Rep.	Rep.	Dem.	Rep.	Dem.	G. D.	Dem.	J. Dem.			
		Ansel.	Chandler.	Roosevelt.	Parker.	McKinley.	Bryan.	McKinley.	Bryan.	Palmer.	Evans.	Pope	
33400	Abbeville.....	684	..	21	665..	8	1366..	337	2473	1..	1491	329	
39032	Alken.....	930	..	35	1672..	53	1470..	137	1819	11..	1809	362	
55128	Anderson.....	878	..	66	1952..	68	1858..	368	3109	17..	1402	342	
17296	Bamberg.....	513	..	23	868..	36	798..	..	..	..	..	..	
35504	Barnwell.....	767	..	35	1401..	57	1356..	239	2385	3..	1648	667	
35496	Beaufort.....	337	..	319	415..	355	378..	444	289	..	801	437	
30454	Berkeley.....	403	..	115	665..	112	472..	143	513	9..	895	201	
88006	Charleston.....	10639	5..	195	1750..	272	1729..	1262	1659	549..	595	1363	
21359	Cherokee.....	482	..	31	1507..	59	1084..	..	..	..	..	..	
28616	Chester.....	522	..	8	954..	20	836..	76	1264	10..	952	493	
20401	Chesterfield.....	633	..	12	1153..	56	1314..	220	1465	..	1053	301	
28184	Clarendon.....	1314	..	86	1170..	83	1130..	207	1450	..	1103	200	
33452	Colleton.....	943	..	131	1421..	121	889..	343	1646	6..	1245	280	
32288	Darlington.....	454	..	42	1464..	83	1230..	201	1625	21..	953	676	
16494	Dorchester.....	309	..	63	706..	43	770..	..	..	..	..	..	
25478	Edgefield.....	513	..	5	967..	17	919..	216	1532	7..	1902	417	
29425	Fairfield.....	320	..	7	723..	17	670..	54	1073	..	773	403	
28474	Florence.....	561	..	31	1406..	74	1290..	136	1530	35..	1059	573	
22846	Georgetown.....	201	..	728..	451	445	734	459	361	..	276	782	
53490	Greenville.....	1303	11..	66	2489..	47	1777..	288	2718	35..	1602	517	
28343	Hampton.....	981	..	1	1079..	4	1484..	..	..	..	..	..	
23738	Horry.....	558	..	1	1332..	1	896..	25	1072	..	672	212	
23364	Irry.....	507	..	40	980..	79	1330..	186	1372	..	769	1003	
24696	Kershaw.....	360	..	25	950..	43	910..	139	1191	2..	846	308	
24311	Lancaster.....	831	..	69	1504..	70	1300..	177	1557	..	1275	419	
37382	Laurens.....	1029	7..	50	1577..	30	1540..	111	1943	..	1319	160	
..	Lee.....	470	..	18	1128..	..	..	..	..	..	..	..	
27264	Lexington.....	1549	..	60	2403..	30	1302..	197	1672	..	1230	576	
35181	Marion.....	804	..	49	1507..	119	1296..	313	1936	11..	448	331	
27639	Marlboro.....	464	..	14	756..	35	714..	237	1232	3..	788	166	
30132	Newberry.....	722	..	33	1364..	40	1368..	64	1528	9..	1191	791	
29634	Oconee.....	402	..	62	720..	69	873..	199	1392	..	135	450	
59663	Orangeburg.....	1888	..	238	2941..	167	2457..	282	2729	..	2383	491	
13675	Pickens.....	403	..	6	914..	60	933..	170	1261	..	718	174	
45589	Richland.....	577	9..	122	1220..	62	445..	468	925	29..	582	1091	
18966	Saluda.....	882	..	7	833..	7	1269..	60	1241	..	..	..	
65560	Spartanburg.....	1710	..	84	2621..	101	2467..	247	4234	..	2482	1119	
51237	Sumter.....	413	..	137	919..	150	1149..	326	1530	24..	860	476	
25501	Union.....	993	..	58	1593..	91	1182..	158	1379	2..	1418	517	
31685	Williamsburg.....	913	..	137	1476..	323	1286..	355	1570	4..	954	245	
41684	York.....	569	..	25	1198..	37	1198..	152	2010	4..	1273	336	
Total.....		30251	32..	2554	52563..	3579	47233..	9281	58798	828..	39507	17278	
Plurality.....		..			50009..			43654..			49517		
Per cent.....		99.89			11..			4.63			95.33		
Total vote.....		30283			55140			50812			68007		

\*The McKinley vote includes that of the two republican factions combined. The regular republican vote was 4,223 and the reorganized republican vote was 5,055.  
 In 1904 for president Debs, Soc., received 22 votes, and Watson, Peo., 1.

- FOR REPRESENTATIVES IN CONGRESS, 1906.
- Parts of the counties of Berkeley, Charleston, Colleton, Orangeburg and all of Lexington.
  - Counties of Alken, Barnwell, Edgefield, Hampton and part of Colleton.
- J. O. Patterson, Dem.....4,583  
 Isaac Myers, Rep.....226
- G. S. Legare, Dem.....2,965

- 3. Counties of Abbeville, Anderson, Newberry, Oconee and Pickens.  
Wyatt Aiken, Dem.....2,938
- 4. Counties of Fairfield, Greenville, Laurens and parts of Richland, Spartanburg and Union.  
J. F. Johnson, Dem.....5,124  
David C. Gist, Rep..... 49  
W. T. Cobb, Rep..... 19
- 5. Counties of Chester, Chesterfield, Kershaw, Lancaster, York and parts of Union and Spartanburg.  
D. E. Finley, Dem.....3,585
- 6. Counties of Clarendon, Darlington, Hor-

- ry, Marlboro, Marion, Florence and part of Williamsburg.  
J. E. Ellerbee, Dem.....3,483
  - 7. Parts of counties of Richland, Colleton, Orangeburg, Williamsburg and Charleston.  
A. F. Lever, Dem.....5,891  
A. D. Dantzier, Rep..... 133
- The legislature is democratic.  
STATE OFFICERS.  
(All democrats.)  
Governor—Martin F. Ansel.  
Lieutenant-Governor—T. G. McLeod.  
Secretary of State—Robert M. McCawn.  
Attorney-General—James F. Lyon.  
Treasurer—R. H. Jennings.  
Comptroller-General—A. W. Jones.

SOUTH DAKOTA (Population in 1903, 443,927).

Population in 1900.	COUNTIES. (63)	GOVERNOR 1906				PRESIDENT 1904						Gov. 1898		
		Rep.		Dem. Soc. Pro.		Rep. Dem.		Dem. Soc. Pro.		Rep. Dem.		Rep.	Fus.	Pro.
		Crawford	Stranay	Knowles	Lewis	Roosevelt	Parker	Debs	Watson	Swallow	Phillips	Lee	Lewis	
4011	Aurora.....	615	459	3	28..	652	407	11	1	38..	358	500	17	
8081	Beadle.....	1028	265	43	41..	1818	493	60	36	57..	982	844	22	
10379	Bon Homme.....	1156	394	15	58..	1547	886	18	7	25..	922	773	9	
12561	Brookings.....	1212	88	34	457..	2220	353	62	27	252..	954	1906	72	
15286	Brown.....	1690	712	137	68..	2737	988	252	20	130..	1662	1649	34	
5410	Brule.....	571	643	22	11..	693	608	18	19	5..	479	689	10	
1780	Buffalo.....	99	69	5	2..	118	43	25	9	..	60	85	—	
2907	Butte.....	751	486	94	4..	793	330	48	6	1..	290	206	2	
4527	Campbell.....	301	42	8	17..	685	120	2	—	18..	564	310	6	
8438	Charles Mix.....	1213	726	57	24..	1765	823	92	12	30..	647	783	8	
6942	Clark.....	518	81	29	77..	1409	276	101	20	112..	638	825	51	
9616	Clay.....	1250	436	24	35..	1723	361	77	26	39..	982	1126	23	
8770	Codington.....	1256	426	27	40..	1741	582	25	9	55..	813	968	25	
2728	Custer.....	469	274	17	2..	536	228	27	25	2..	370	301	7	
7483	Davison.....	1160	448	29	96..	1626	506	14	110	106..	623	708	23	
12254	Day.....	1301	269	25	292..	2077	383	63	16	287..	878	1154	33	
6656	Deuel.....	978	294	11	36..	1348	279	7	8	36..	500	707	4	
5012	Douglas.....	675	458	2	4..	859	499	9	10	11..	484	509	8	
4916	Edmunds.....	625	306	18	68..	786	353	16	7	31..	431	542	18	
3541	Fall River.....	518	256	37	23..	777	248	40	5	21..	420	347	6	
3547	Faulk.....	473	62	8	68..	727	165	11	4	57..	471	327	15	
9103	Grant.....	791	257	10	89..	1454	309	20	23	81..	838	610	24	
2211	Gregory.....	1123	755	35	11..	675	282	29	11	9..	189	116	1	
5945	Hamlin.....	867	284	11	54..	1197	307	13	7	56..	568	521	25	
4525	Hand.....	725	299	15	123..	943	170	9	238	27..	488	564	11	
4947	Hanson.....	545	560	5	34..	745	523	9	8	51..	348	552	7	
3684	Harding.....	490	62	8	5..	929	335	12	2	9..	437	307	3	
11837	Hutchinson.....	636	134	1	43..	1752	365	6	5	53..	1084	343	10	
1492	Hyde.....	396	88	7	18..	493	91	15	2	25..	209	111	5	
2798	Jerauld.....	523	203	9	52..	586	139	25	34	67..	287	336	17	
9866	Kingsbury.....	1000	353	17	179..	1896	344	56	33	112..	844	917	44	
9137	Lake.....	1297	194	53	78..	1728	280	94	39	69..	751	839	18	
17897	Lawrence.....	2388	1051	1111	37..	4247	918	37	32..	2581	1122	289	29	
12161	Lincoln.....	1148	119	37	44..	2471	378	132	20	69..	1100	1149	21	
2632	Lyman.....	1189	523	39	45..	986	306	21	15	13..	125	105	—	
5942	Marshall.....	655	125	30	200..	486	292	61	10	107..	545	656	23	
8359	McCook.....	908	631	28	37..	1284	636	50	8	50..	618	810	9	
6327	McPherson.....	397	61	3	5..	727	144	5	5	6..	776	236	3	
4907	Meade.....	579	404	73	13..	754	268	49	60	15..	473	630	1	
5864	Miner.....	790	487	19	30..	893	475	40	9	40..	412	714	8	
23926	Minnehaha.....	3575	1271	106	7153..	4455	1046	269	57	190..	2030	2289	75	
8326	Moody.....	982	298	35	66..	1471	295	39	87	66..	702	874	5	
5610	Nowlin.....	1040	505	35	17..	1126	392	75	28	11..	764	760	8	
2983	Potter.....	486	218	8	8..	525	275	18	8	10..	296	409	4	
—	Pratt.....	—	—	—	—	—	—	—	—	—	—	—	—	
—	Presho.....	—	—	—	—	—	—	—	—	—	—	—	—	
—	Pyatt.....	—	—	—	—	—	—	—	—	—	—	—	—	
—	Rinehart.....	—	—	—	—	—	—	—	—	—	—	—	—	
12216	Roberts.....	1026	566	65	155..	2282	584	61	16	99..	1245	893	37	
—	Rusk.....	—	—	—	—	—	—	—	—	—	—	—	—	
4464	Sanborn.....	830	182	19	113..	1013	265	15	11	64..	441	533	14	

Population.	Crawf'd	Stransky	Knowles	Lewis	Roosevelt	Parker	Debs	Watson	Swallow	Phillips	Lee	Lewis
Schnasse	—	—	—	—	—	—	—	—	—	—	—	—
Scobey	—	—	—	—	—	—	—	—	—	—	—	—
Shannon	—	—	—	—	—	—	—	—	—	—	—	—
9487 Spink	995	232	84	140.	2127	492	63	27	140.	1079	1071	23
1349 Stanley	885	404	30	24.	547	306	11	—	10.	76	129	—
1715 Sterling	—	—	—	—	—	—	—	—	—	—	—	—
Sully	326	43	11	5.	364	50	15	5	5.	241	228	4
Todd	—	—	—	—	—	—	—	—	—	—	—	—
Tripp	—	—	—	—	—	—	—	—	—	—	—	—
13175 Turner	1226	354	10	62.	2395	521	23	14	76.	1226	725	12
11153 Union	983	493	9	34.	1813	730	39	23	49.	882	1424	24
Wagner	—	—	—	—	—	—	—	—	—	—	—	—
3839 Walworth	594	177	20	21.	654	176	17	4	9.	367	329	5
Washabaugh	—	—	—	—	—	—	—	—	—	—	—	—
Washington	—	—	—	—	—	—	—	—	—	—	—	—
Yankton	1374	806	33	46.	1963	788	46	17	32.	1146	1147	15
Ziebach	—	—	—	—	—	—	—	—	—	—	—	—
Unorgan.counties	—	—	—	—	—	—	—	—	—	243	241	4
Total	48709	19923	2551	3392.	72083	21909	3158	1240	2965.	36949	37319	891
Plurality	28776	—	—	—	50114	—	—	—	—	—	370	—
Percent	65.31	26.72	3.42	4.55.	71.09	21.66	3.12	1.22	2.91.	49.16	49.64	1.20
Total vote	—	—	74575	—	—	—	101895	—	—	—	74359	—

FOR REPRESENTATIVES IN CONGRESS, 1906.

Philo Hall, Rep.	48,093
W. H. Parker, Rep.	47,971
William S. Elder, Dem.	19,870
S. A. Ramsey, Dem.	19,796
James Kirwan, Soc.	2,439
Henry A. Berge, Soc.	2,347
C. V. Templeton, Pro.	3,380
R. J. Day, Pro.	3,307

STATE OFFICERS.  
(All republicans.)

Governor—Coe I. Crawford.

Lieutenant-Governor—H. C. Shober.

Secretary—D. D. Wipf.

Auditor—John Herung.

Treasurer—C. N. Cassill.

Attorney-General—W. S. Clark.

Sup't of Instruction—H. A. Ustrud.

LEGISLATURE.

	Senate.	House.	J.B.
Republicans	43	85	123
Democrats	2	4	6

TENNESSEE (Population in 1903, 2,095,223).

Population in 1900.	COUNTIES. (96)	GOV. 1906			PRES. 1904		GOV. 1902				PRESIDENT 1900			
		Dem. Patterson.	Rep. Evans.	Soc. Ray.	Rep. Roosevelt.	Dem. Parker.	Dem. Frazier.	Rep. Campbell.	Pro. Chaves.	Rep. McKel'y.	Pro. Bryan.	Dem. Woolly.	Pro. Peo.	S.D. Barker Debs
17634	Anderson	396	1165	20.	1407	512.	445	914	6.	1997	732	10	—	—
23845	Bedford	1750	1090	3.	1298	2095.	1773	808	9.	1359	2172	44	10	—
11888	Benton	1014	758	—	974	1352.	892	612	31.	720	1585	25	42	—
6626	Blount	367	601	—	718	534.	373	948	—	754	498	3	—	—
19206	Blount	592	1564	—	1987	618.	610	1361	15.	2201	825	59	—	—
15759	Bradley	716	1378	—	1242	701.	453	443	23.	1579	909	72	—	—
17317	Campbell	275	1108	35.	1198	309.	369	1424	1.	2159	479	42	—	21
12121	Cannon	908	559	—	614	1014.	863	296	—	775	1213	2	—	—
24250	Carroll	1539	2334	8.	2124	1633.	1211	1654	39.	2516	1391	55	135	—
16683	Carter	590	2637	—	2534	379.	459	1535	79.	2763	408	37	—	—
10112	Chestnut	923	284	—	420	1015.	730	187	—	440	1190	24	3	—
9896	Chester	536	564	—	578	824.	648	477	8.	762	804	8	76	—
20396	Cibalorne	840	1871	4.	993	959.	769	653	—	987	770	6	—	—
8421	Clay	610	432	2.	501	544.	522	293	27.	498	330	12	11	4
19153	Cocke	676	1519	—	1726	626.	808	1559	6.	2360	1001	10	—	—
15574	Coffee	1200	341	23.	536	1441.	1265	290	7.	624	1640	45	2	29
15867	Crocket	783	672	—	1102	1167.	688	510	26.	1050	1428	41	—	3
8311	Cumberland	681	846	—	888	375.	241	298	—	750	405	13	—	—
122815	Davidson	5465	2247	84.	1300	7735.	4535	671	103.	2512	6888	250	37	88
10439	Decatur	755	820	—	921	838.	615	664	—	890	900	—	—	—
16460	DeKalb	1255	1089	—	1274	1088.	950	678	104.	1443	1528	102	—	—
18635	Dickson	1427	499	28.	823	1490.	1127	304	15.	944	1691	39	10	3
23776	Dyer	1458	384	2.	625	1771.	819	113	28.	730	1980	45	—	—
29701	Fayette	1872	3	—	62	2011.	1062	205	4.	885	2832	20	12	1
6106	Fentress	310	743	—	724	278.	216	448	—	782	390	1	—	—
20392	Franklin	2067	608	—	704	2180.	1800	211	97.	647	2228	64	—	—
39408	Gibson	2442	1089	—	1421	3014.	1828	273	206.	1509	3376	257	54	—
33035	Giles	3096	1185	1.	1583	2736.	2015	590	5.	1794	2790	26	24	—
15312	Grainger	710	1314	8.	1253	592.	590	1142	—	1802	960	6	—	—
30596	Greene	2076	1982	13.	2036	2128.	2631	1994	17.	3091	2838	30	—	—
7802	Grundy	440	195	195.	264	554.	447	108	—	357	852	13	—	—
12728	Hamblen	494	738	10.	812	531.	828	881	7.	1322	950	29	—	—
61695	Hamilton	3668	3319	97.	3849	3237.	3092	1190	94.	3664	3282	269	60	77
11147	Hancock	407	1351	—	1244	382.	301	736	—	1429	382	1	—	—
22976	Hardeman	1162	496	12.	986	1903.	1248	478	2.	1336	1974	3	9	—
19246	Hardin	712	1431	—	1463	837.	767	1107	9.	1367	1150	—	—	—
24267	Hawkins	952	1436	—	1510	935.	1400	1303	21.	2515	1867	22	1	—
25189	Haywood	1097	40	3.	64	1341.	662	37	2.	214	1452	16	4	5

Population.	Patterson.	Evans.	Ray.	Roosevelt.	Parker.	Frazier.	Campbell.	Cheves.	McKinley.	Bryan.	Woolley.	Barker.	Debs.
18117 Henderson.....	790	1367	—	1313	864.	879	1443	14.	1925	1308	42	6	—
24208 Henry.....	2029	832	6.	928	2985.	1709	483	42.	931	2906	104	26	10
16367 Hickman.....	1178	614	—	922	1231.	780	206	10.	896	1292	9	26	—
6476 Houston.....	458	175	2.	247	555.	430	15	15.	341	738	25	—	—
13398 Humphreys.....	960	380	7.	539	1219.	894	219	31.	614	1561	54	4	4
15039 Jackson.....	183	440	—	772	1222.	1066	497	—	935	1479	—	6	—
5407 James.....	1192	618	—	533	222.	191	264	—	598	283	3	—	—
18590 Jefferson.....	379	1467	—	1217	380.	647	1660	1.	2347	816	16	—	—
10589 Johnson.....	308	1956	—	1769	219.	244	986	7.	1618	189	7	—	—
74302 Knox.....	2809	4760	75.	4309	3196.	4229	2415	63.	3992	4401	126	47	87
7363 Lake.....	221	38	—	174	469.	170	6	—	201	558	—	—	—
21971 Lauderdale.....	1000	138	4.	168	3017.	731	54	3.	437	1807	24	35	—
15402 Lawrence.....	1103	1168	—	1359	1299.	846	643	5.	1327	1481	—	—	—
4455 Lewis.....	386	212	—	220	415.	228	65	—	202	400	2	—	—
26301 Lincoln.....	1729	477	—	631	2227.	1589	245	82.	728	2463	168	53	—
10038 Loudon.....	283	642	5.	810	356.	571	939	—	1116	512	7	2	—
19163 Macon.....	506	953	—	1482	751.	544	570	—	1325	876	—	—	—
17760 McMinn.....	845	1544	—	1689	1001.	822	923	16.	2057	1289	52	3	—
12881 McNairy.....	1030	1329	—	1525	1218.	945	1086	16.	1499	1443	7	35	—
36333 Madison.....	1923	1007	13.	1180	2613.	1250	330	12.	1147	2300	16	125	7
17281 Marion.....	616	827	—	1189	731.	520	319	—	1586	1234	3	—	—
18763 Marshall.....	1458	547	10.	679	2152.	1061	327	48.	763	2186	96	111	—
42703 Maury.....	2080	588	13.	973	2742.	1677	478	10.	2495	3325	54	24	—
7491 Meigs.....	502	471	—	281	563.	426	251	1.	621	701	2	—	—
18385 Monroe.....	1034	1548	—	1724	1385.	1147	1081	7.	1743	634	69	1	—
36017 Montgomery.....	1434	615	—	843	1697.	1994	504	200.	1822	2248	320	4	—
5196 Moore.....	506	43	1.	92	857.	661	51	—	66	838	16	—	—
9587 Morgan.....	332	808	3.	1049	387.	315	690	—	1053	422	6	—	—
28286 Obion.....	1904	347	5.	756	2624.	1310	199	83.	771	2728	132	20	—
13353 Overton.....	1014	732	—	817	1125.	1197	476	—	769	1443	—	—	—
8800 Perry.....	720	460	—	684	752.	596	322	1.	608	851	—	11	—
5396 Pickett.....	322	472	—	509	946.	264	433	—	514	345	—	—	—
11357 Polk.....	553	757	—	1006	688.	499	358	—	906	737	—	1	—
16890 Putnam.....	1452	1065	3.	1213	1310.	1283	626	8.	1058	1452	4	—	—
14318 Rhea.....	796	1062	8.	881	799.	669	531	1.	838	997	33	—	—
22738 Roane.....	419	1052	—	1378	493.	522	1321	65.	2429	740	148	14	23
25029 Robertson.....	2392	639	—	811	2303.	1564	241	21.	1132	2509	67	7	—
33543 Rutherford.....	2749	947	—	1348	2504.	1654	357	9.	1429	2520	15	82	—
11077 Scott.....	81	1304	—	1567	166.	121	1001	—	1498	171	3	—	—
3526 Sequatchie.....	315	179	—	175	356.	252	78	—	216	275	7	—	—
22021 Sevier.....	280	2727	—	2846	300.	264	1905	3.	2595	382	6	—	—
153557 Shelby.....	4725	1884	143.	2563	8686.	4104	336	33.	2994	5230	51	39	63
19026 Smith.....	1280	879	—	1080	1562.	1038	417	147.	1118	1940	80	34	—
15224 Stewart.....	1181	347	—	681	1330.	982	249	—	793	1577	20	2	—
21935 Sullivan.....	2050	1548	—	1506	2116.	1825	971	24.	1742	2451	55	2	—
29072 Sumner.....	1395	463	—	539	2178.	2347	454	3.	778	2589	26	26	4
23273 Tipton.....	1329	898	15.	980	1882.	1526	440	8.	1308	1887	8	20	—
6004 Trousdale.....	490	173	—	177	488.	514	104	5.	222	675	3	27	—
5851 Unicoi.....	89	856	—	776	74.	85	338	34.	822	76	19	—	—
12834 Union.....	816	995	—	1410	334.	284	835	—	1501	593	12	—	—
3126 Van Buren.....	256	104	—	100	352.	252	94	—	133	425	1	—	—
16410 Warren.....	1497	516	—	707	1815.	1627	393	12.	672	1932	—	—	—
22604 Washington.....	1494	2282	6.	2120	1298.	1209	1412	58.	2492	1496	60	2	—
12363 Wayne.....	401	11-8	—	1436	434.	297	442	17.	1541	576	8	1	—
32546 Weakley.....	2304	1233	2.	1629	2832.	1541	451	15.	1940	3609	123	30	—
14157 White.....	1566	487	—	679	1682.	1540	378	28.	656	1658	24	—	—
44249 Williamson.....	1040	284	—	475	1932.	1279	134	13.	705	2140	50	39	—
27073 Wilson.....	2068	735	—	966	2836.	1440	309	30.	1063	2674	67	8	—

Total.....	111869	92812	869.	105369	131653.	98954	59002	2193.	121194	144751	3900	1368	410
Plurality.....	19057				26284.	33652				23557			
Per cent.....	54.42	45.15	43.	43.61	54.49.	61.78	36.84	1.38.	44.62	53.19	1.73	.15	.08
Total vote.....		205550		241619		160149				271623			

In 1904, for president, Swallow, Pro., received 1,889 votes; Debs., Soc., 1,354 votes and Watson, Peo., 1,534 votes.

FOR REPRESENTATIVES IN CONGRESS, 1906.

1. The counties of Carter, Claiborne, Cocke, Grainger, Greene, Hamblen, Hancock, Hawkins, Johnson, Sullivan, Unicoi and Washington.

Walter Brownlow, Rep.....17,249  
John H. Caldwell, Dem.....9,145  
A. A. Taylor, Ind. Rep.....6,700

2. The counties of Anderson, Blount, Campbell, Jefferson, Knox, Loudon, Morgan, Roane, Scott, Sevier and Union.

Nathan W. Hale, Rep.....13,817  
Enoch L. Foster, Dem.....5,125  
Broughton, Soc.....325

3. The counties of Bledsoe, Bradley, Franklin, Grundy, Hamilton, James, McMinn, Marion, Meigs, Monroe, Polk, Sequatchie, Van Buren, Warren and White.

John A. Moon, Dem.....15,393  
Taylor W. Pease, Rep.....11,405  
Ellyson, Soc.....261

4. The counties of Clay, Cumberland, Fentress, Jackson, Macon, Overton, Pickett, Putnam, Rhea, Smith, Sumner, Trousdale and Wilson.

Cordell Hull, Dem.....11,947  
John R. Oliver, Rep.....10,313  
McColgan, Soc.....29

5. The counties of Bedford, Coffee, Cannon,

- DeKalb, Lincoln, Marshall, Moore and Rutherford.
- William C. Houston, Dem.....11,450
- T. W. Wade, Rep..... 4,451
- Baxter, Soc..... 110
- 6. The counties of Cheatham, Davidson, Houston, Humphreys, Montgomery, Robertson and Stewart.
- John W. Gaines, Dem.....13,446
- J. W. Johnson, Rep..... 3,011
- Sneed, Soc..... 173
- 7. The counties of Dickson, Giles, Hickman, Lawrence, Lewis, Maury, Wayne and Williamson.
- Lemuel P. Padgett, Dem.....12,750
- John J. Kidd, Rep..... 5,818
- 8. The counties of Benton, Carroll, Chester, Decatur, Hardin, Henderson, Henry, Madison, McNairy and Perry.
- Thetas W. Sims, Dem.....11,209
- J. C. R. McCall, Rep.....10,374
- Roark, Soc..... 46
- 9. The counties of Crockett, Dyer, Gibson,

- Haywood, Lake, Lauderdale, Oblon and Weakley.
- Flins J. Garrett, Dem.....11,538
- Yandell Hahn, Rep..... 3,432
- Outlaw, Soc..... 26
- 10. The counties of Fayette, Hardeman, Shelby and Tipton.
- George W. Gordon, Dem.....10,378
- Haines, Soc..... 501

LEGISLATURE.

	Senate.	House.	J. B.
Republicans .....	5	19	24
Democrats .....	28	80	108

STATE OFFICERS.  
(All democrats.)

- Governor—John I. Cox.
- Secretary—John W. Morton.
- Treasurer—R. E. Folk.
- Comptroller—Frank Dibrill.
- Adjutant-General—H. C. Lamb.
- Attorney-General—G. W. Pickle.
- Commissioner of Agriculture—Thomas Paine.
- Sup't Public Instruction—M. C. Fitzpatrick.

TEXAS (Population in 1903, 3,285,474).

Population in 1900.	PRESIDENT, 1904.			-Gov. 1902.			PRES. 1900.					
	Dem.	Rep.	Pro. Peo.	Dem.	Rep.	Pro. Peo.	Rep.	Dem.	Pro. Peo.			
29015 Anderson .....	1897	922	19	37	1944	845	1	16.	1471	2462	91	18
13481 Angelina.....	940	226	17	41.	1255	306	3	11.	456	1381	144	17
1716 Aransas.....	153	50	1	8.	274	109	3	2.	113	205	9	—
2505 Archer.....	323	74	20	9.	418	75	—	6.	85	465	—	—
1208 Armstrong.....	216	17	—	16.	230	6	1	6.	—	197	20	24
7143 Atascosa.....	702	104	14	27.	1022	90	42	46.	291	836	—	—
20676 Austin.....	1385	588	3	—	1859	1022	—	1.	1064	1864	—	1
5332 Bandera.....	536	128	8	21.	636	183	5	7.	348	551	41	—
26845 Bastrop.....	1031	70	7	7.	2101	1206	9	78.	1828	2194	113	50
3052 Baylor.....	446	32	25	5.	515	38	—	47.	88	471	—	5
7720 Bee.....	654	149	11	3.	866	216	1	17.	301	1051	13	—
45535 Bell.....	2506	287	28	112.	3984	173	43	57.	1211	4584	263	30
20942 Bexar.....	3522	1572	24	18.	5455	2690	35	94.	3762	5272	28	52
4703 Blanco.....	488	215	15	21.	656	143	52	18.	385	524	64	64
776 Borden.....	187	5	9	15.	246	—	17	9.	30	130	20	—
17390 Bosque.....	1090	860	37	53.	1577	170	56	23.	609	1729	179	11
26676 Bowie.....	1548	1011	37	48.	3058	867	12	69.	—	—	—	—
14861 Brazoria.....	423	341	59	10.	824	154	2	75.	165	967	8	25
— Brazos.....	—	—	—	—	1922	730	4	14.	1616	1786	46	—
2356 Brewster.....	251	63	3	—	285	102	—	—	—	256	—	—
1253 Briscoe.....	—	—	—	—	261	6	5	—	31	217	11	—
16019 Brown.....	—	—	—	—	1450	191	10	67.	632	1685	173	11
18367 Burleson.....	908	461	4	6.	1856	297	8	49.	1351	1601	24	7
— Burnet.....	918	156	37	128.	1661	54	25	46.	522	1283	146	19
21765 Caldwell.....	—	—	—	—	1844	293	8	200.	909	2167	129	33
2396 Calhoun.....	—	—	—	—	174	94	5	1.	—	—	—	—
8768 Callahan.....	570	112	19	71.	771	99	39	62.	288	820	3	—
16085 Cameron.....	1089	74	—	—	1715	1013	—	2.	1562	1564	70	—
9146 Camp.....	569	302	2	17.	873	335	23	9.	687	591	2	—
469 Carson.....	135	19	11	5.	142	9	1	3.	22	103	—	—
2431 Cass.....	1135	940	35	129.	1449	316	99	22.	1714	1373	462	—
400 Castro.....	172	21	—	4.	197	—	—	—	—	116	—	—
3046 Chambers.....	280	126	8	4.	303	172	—	3.	—	318	—	—
25154 Cherokee.....	1591	446	22	352.	1759	466	75	48.	1528	1930	421	—
2133 Childress.....	393	34	17	9.	542	10	34	13.	54	380	22	—
9231 Clay.....	539	119	91	16.	1074	—	—	189.	271	1199	71	110
3430 Coke.....	835	57	8	161.	477	71	163	29.	—	—	—	—
10077 Coleman.....	771	63	8	28.	948	30	23	10.	228	1433	52	14
50087 Collin.....	3405	955	86	69.	3386	356	12	41.	1750	5081	140	120
1233 Collingsworth.....	249	14	6	17.	269	7	2	7.	—	201	24	5
22213 Colorado.....	1102	356	8	37.	1263	539	—	208.	1190	2019	51	—
7008 Comal.....	875	246	3	2.	849	477	2	—	501	722	—	—
23009 Comanche.....	1607	294	42	1112.	2017	262	1490	212.	586	2204	1299	31
1427 Concho.....	280	58	6	35.	274	38	39	4.	75	206	24	—
27494 Cooke.....	1946	420	12	21.	2071	113	5	17.	516	3211	13	37
21308 Correll.....	1235	185	11	73.	1903	145	162	—	10	2178	295	—
1002 Cottle.....	135	14	1	1.	184	5	—	2.	29	157	12	—
1591 Crockett.....	—	—	—	—	251	72	—	41.	173	170	—	—
788 Crosby.....	158	7	3	17.	186	2	4	—	—	—	—	—
146 Dallam.....	159	32	3	5.	222	20	—	1.	—	26	—	—
22726 Dallas.....	5920	1313	134	56.	5355	714	83	370.	3405	8253	145	219
843 Deaf Smith.....	—	—	—	—	356	8	3	14.	29	185	—	—
15249 Delta.....	968	171	21	196.	1637	121	498	6.	613	1420	702	29
23118 Denton.....	2406	533	37	17.	2196	392	3	50.	956	3305	89	7
21311 DeWitt.....	1425	783	23	21.	1422	1079	37	63.	1286	1701	34	19

ELECTION RETURNS.

Population.	Parker.	Rooser's.	Swall'w.	Wats'n.	Lanham.	Burkitt.	Mallett.	Carr'l.	McKinley.	Bryan.	Barker.	Woolley
1151 Dickens	195	21	8	20.	219	—	17	7.	6	192	24	—
1106 Dimmit	136	78	4	14.	217	63	5	7.	114	144	19	—
2756 Donley	344	47	57	19.	357	37	22	75.	122	325	42	47
8483 Duval	—	—	—	—	727	462	—	—	481	338	—	—
17971 Eastland	—	—	—	—	2275	243	467	49.	—	—	—	—
881 Ector	165	7	5	1.	115	3	—	3.	—	—	—	—
3108 Edwards	245	175	4	5.	371	1	—	197.	257	268	20	—
50059 Ellis	3553	395	70	47.	4832	429	60	68.	1035	5659	260	68
24886 El Paso	—	—	—	—	2702	188	—	—	1007	2492	—	4
24066 Erath	—	—	—	—	2590	193	316	303.	1169	2380	544	7
33342 Falls	—	—	—	—	2608	392	—	34.	2541	2983	92	41
51793 Fannin	3186	793	—	—	4328	180	10	30.	1869	5500	246	—
36542 Fayette	2755	1239	10	56.	3551	1873	75	20.	2043	3546	181	30
3708 Fisher	308	42	38	17.	484	74	197	2.	—	431	106	15
2020 Floyd	224	50	80	38.	355	34	55	9.	50	205	37	—
1563 Foard	257	23	4	24.	300	81	56	31.	69	232	45	—
16538 Fort Bend	546	661	13	4.	728	132	8	26.	967	628	15	—
8674 Franklin	616	82	19	26.	859	—	—	7.	—	—	—	—
18910 Freestone	910	347	9	41.	1468	696	98	12.	1173	1460	206	J2
4200 Frio	415	155	4	23.	529	209	5	9.	235	507	34	—
4416 Galveston	2085	665	32	3.	4324	1355	—	75.	2133	3401	1	24
8229 Gillespie	312	1002	3	4.	598	924	—	10.	1147	434	—	—
286 Glasscock	—	—	—	—	95	—	5	—	5	16	—	—
8310 Goliad	505	494	7	28.	759	894	1	3.	685	727	40	1
28882 Gonzales	1497	600	18	60.	2704	1239	205	29.	—	2489	556	17
480 Gray	185	12	5	6.	119	—	—	—	—	—	—	—
63661 Gregg	3480	1112	75	46.	4358	871	14	114.	2464	6440	75	48
12343 Groeg	505	428	28	23.	906	520	—	28.	970	737	20	—
26106 Grimes	915	125	7	32.	1067	44	1	26.	82	1594	245	—
21335 Guadalupe	1091	1460	4	3.	1722	1789	—	38.	1844	1605	—	—
1680 Hale	379	33	20	20.	350	3	12	107.	46	290	33	—
1670 Hall	171	13	8	2.	356	28	34	7.	10	324	6	2
13250 Hamilton	1059	374	28	142.	1475	156	525	43.	532	1239	454	9
13529 Hansford	91	12	—	—	78	13	8	—	24	22	—	—
3634 Hardeman	525	45	12	11.	626	27	5	33.	95	561	22	4
... Hardin	—	—	—	—	596	319	22	20.	—	578	8	—
... Harris	—	—	—	—	5193	1868	5	105.	2524	5327	18	29
... Harrison	—	—	—	—	2894	181	—	45.	1122	1234	23	8
277 Hartley	178	23	7	3.	225	72	20	3.	—	110	—	—
2637 Haskell	583	71	9	62.	752	—	—	—	72	416	40	4
14142 Hays	1153	209	26	18.	1507	336	6	60.	489	1397	35	39
815 Hemphill	146	41	9	—	168	29	—	31.	55	150	—	6
19670 Henderson	—	—	—	—	1793	766	249	25.	919	1627	273	8
6837 Hidalgo	475	37	—	—	850	70	—	—	426	1337	—	—
6537 Hill	2855	375	45	151.	3511	332	69	29.	1159	4427	494	75
9146 Hood	539	147	20	55.	705	—	200	114.	806	1086	198	—
27350 Hopkins	1701	202	90	23.	—	—	—	—	1097	2516	910	137
25452 Houston	—	—	—	—	1799	471	3	4.	103	1913	94	—
2529 Howard	371	21	3	13.	558	189	5	6.	1237	351	5	—
47295 Hunt	3002	612	88	78.	3669	334	24	143.	1229	4691	282	87
303 Hutchinson	—	—	—	—	130	2	—	—	—	—	—	—
848 Irion	172	30	6	10.	182	—	7	—	—	156	—	—
... Jack	—	—	—	—	912	151	529	31.	—	—	—	—
6094 Jackson	320	160	—	25.	534	483	41	3.	334	440	40	—
7138 Jasper	614	315	26	53.	381	141	—	48.	587	518	43	8
1150 Jeff Davis	112	67	2	—	139	155	—	—	155	96	—	—
14239 Jefferson	1500	791	152	9.	2041	523	6	502.	—	—	—	—
38319 Johnson	2178	327	29	153.	2144	80	404	86.	1057	3586	431	18
7053 Jones	740	80	18	50.	142	67	96	24.	142	747	263	—
8681 Karns	1001	14	28	32.	1122	335	123	43.	203	908	142	4
33376 Kaufman	2272	330	22	85.	3636	496	44	60.	—	—	—	—
4103 Kendall	186	8	4	7.	322	458	—	—	485	267	17	—
899 Kent	186	8	4	7.	192	15	21	—	9	109	16	2
4980 Kerr	564	231	4	6.	652	245	—	—	238	558	11	—
2503 Kimble	354	125	—	—	479	22	—	—	158	282	—	—
490 Kling	102	—	—	—	122	—	—	—	6	119	—	—
2147 Kinney	218	192	2	—	278	155	—	—	190	179	—	—
2322 Knox	441	67	6	29.	597	41	57	11.	84	413	42	3
48627 Lamar	2536	724	43	98.	3251	333	6	69.	1619	4187	156	19
8625 Lampasas	714	209	124	54.	869	168	90	258.	—	848	126	48
... LaSalle	—	—	—	—	404	50	—	—	323	130	—	—
... Lavaca	—	—	—	—	2377	802	291	50.	936	2968	203	3
14595 Lee	971	304	3	4.	1326	941	39	25.	1125	1184	26	40
18072 Leon	990	372	4	27.	1117	588	26	40.	—	1680	—	—
8102 Liberty	673	312	11	11.	780	532	27	17.	486	956	43	—
32573 Limestone	1633	213	27	53.	2357	252	8	11.	1114	3143	229	49
790 Lipscomb	116	46	4	—	143	50	—	—	60	135	—	—
2298 Live Oak	275	30	—	25.	404	47	—	19.	57	406	3	—
7301 Llano	—	—	—	—	960	62	99	34.	362	748	117	21
243 Lubbock	238	14	5	5.	298	13	25	6.	—	165	5	—
10432 Madison	584	178	6	45.	1052	333	24	7.	500	953	227	—
10754 Marion	273	486	6	11.	315	114	—	18.	789	390	13	—
332 Martin	171	24	2	1.	161	—	—	2.	11	83	—	—
5573 Mason	—	—	—	—	667	257	50	53.	339	692	74	—

Population.	Parker.	Roosev't.	Swall'w.	Wats'n.	Lanham.	Burkitt.	Mallett.	Carr'll.	McKinley.	Bryan.	Barker.	Woolley
6097 Matagorda.....	327	90	16	3..	515	1	—	12..	259	347	6	1
4066 Maverick.....	290	211	1	1..	436	285	—	3..	416	407	—	5
3960 McCulloch.....	—	—	—	—	762	95	—	15..	230	512	44	4
59772 McLennan.....	3677	694	98	25..	4188	393	27	82..	1988	4968	57	47
1024 McCullen.....	86	28	—	1..	136	58	2	1..	64	158	1	—
7783 Medina.....	589	435	14	3..	739	634	7	14..	535	881	15	6
2011 Menard.....	355	58	14	17..	419	8	2	8..	167	212	17	1
1741 Midland.....	—	—	—	—	347	37	—	11..	76	275	—	10
30366 Milam.....	—	—	—	—	2834	479	222	32..	1479	3406	293	10
7851 Mills.....	—	—	—	—	647	31	252	37..	331	630	273	7
2855 Mitchell.....	467	72	29	9..	501	66	14	46..	141	451	—	3
24800 Montague.....	—	—	—	—	1965	99	31	46..	347	9052	88	38
17067 Montgomery.....	—	—	—	—	1397	1036	34	4..	897	1380	116	—
209 Moore.....	85	3	2	—	122	1	—	1..	7	27	—	—
8220 Morris.....	—	—	—	—	1004	213	19	23..	—	—	—	—
1257 Motley.....	239	10	6	14..	259	9	—	71..	4	263	—	1
24663 Navogdoches.....	1553	226	19	876..	1813	761	665	169..	1094	1897	992	610
43374 Navarro.....	2510	439	40	78..	3619	489	153	159..	1911	4062	610	77
7282 Newton.....	469	318	73	8..	684	357	—	99..	350	769	39	3
2611 Nolan.....	517	80	12	49..	600	88	45	3..	130	395	39	11
10439 Nueces.....	574	152	8	6..	1225	593	—	7..	461	1140	—	—
267 Ochiltree.....	81	18	36	2..	120	—	—	—	22	22	—	—
349 Oldham.....	65	13	—	—	75	9	—	1..	21	82	—	—
5405 Orange.....	560	188	17	—	846	405	5	95..	393	812	9	4
12291 Palo Pinto.....	970	160	63	66..	1528	32	59	124..	341	1346	252	29
21404 Panola.....	1178	345	7	49..	—	—	—	—	678	1764	17	—
25825 Parker.....	1831	518	81	150..	2342	223	503	182..	552	2571	492	—
2360 Pecos.....	251	64	2	—	348	92	—	—	—	—	—	—
14447 Polk.....	503	155	7	32..	744	232	36	12..	888	1137	307	3
1820 Potter.....	—	—	—	—	475	59	1	47..	97	331	3	4
3673 Presidio.....	121	249	—	—	453	118	—	—	420	258	—	—
6127 Rains.....	490	139	9	12..	676	231	163	44..	454	548	117	7
963 Randall.....	235	34	17	2..	276	19	7	31..	—	216	4	7
29383 Red River.....	1586	637	20	86..	2492	831	74	12..	848	2602	362	8
1847 Reeves.....	326	—	1	—	814	4	—	—	46	559	1	—
1641 Refugio.....	146	86	1	2..	219	135	—	1..	84	192	—	—
620 Roberts.....	100	20	12	7..	142	8	—	—	79	213	20	—
31480 Robertson.....	1265	196	6	16..	3173	163	—	11..	1247	1867	—	6
8531 Rockwall.....	639	50	26	—	757	32	6	31..	121	1140	50	28
5379 Runnels.....	—	—	—	—	677	48	23	30..	74	612	3	2
26069 Rusk.....	—	—	—	—	1760	920	67	7..	1627	2243	180	1
6894 Sabine.....	644	223	43	48..	—	—	—	—	—	—	—	—
8434 San Augustine.....	—	—	—	—	1026	179	94	—	383	673	296	—
10277 San Jacinto.....	471	543	7	7..	714	1005	—	3..	524	862	23	—
2372 San Patricio.....	184	36	3	—	477	56	1	4..	40	460	—	—
7369 San Saba.....	838	149	27	68..	1070	108	74	10..	341	1082	111	3
515 Schleicher.....	209	26	—	1..	187	21	22	—	—	—	—	—
4153 Schury.....	440	119	36	223..	484	71	301	99..	161	376	261	—
2461 Shackelford.....	164	22	—	5..	204	8	—	—	73	250	—	3
20452 Shelby.....	1534	188	19	44..	1170	131	8	13..	—	—	—	—
104 Sherman.....	—	—	—	—	144	3	—	—	9	24	—	—
37370 Smith.....	2387	1204	88	67..	2154	904	52	72..	2470	2705	124	39
3498 Somervell.....	365	39	8	88..	402	1	243	5..	143	380	151	—
11469 Starr.....	904	825	—	—	1130	589	—	—	857	1249	—	—
6436 Stephens.....	376	15	5	20..	540	11	3	1..	45	735	186	7
1127 Sterling.....	129	15	7	19	173	33	40	3..	44	141	56	—
2183 Stonewall.....	328	23	4	12..	410	13	11	1..	107	305	—	—
1727 Sutton.....	240	27	1	2..	214	94	1	—	158	176	—	—
1227 Swisher.....	220	25	9	6..	222	80	18	5..	50	148	6	1
52376 Tarrant.....	3084	852	139	121..	5102	989	98	303..	—	5277	167	60
10499 Taylor.....	1054	120	26	86..	1005	48	35	55..	440	1253	130	—
48 Terry.....	123	6	5	3..	—	—	—	—	—	—	—	—
1750 Throckmorton.....	237	22	15	24..	220	28	32	22..	54	250	36	4
12292 Titus.....	632	142	6	57..	934	171	139	4..	445	956	214	—
6804 Tom Green.....	736	125	14	11..	725	155	3	6..	235	602	1	2
47386 Travis.....	2394	810	37	14..	3319	1379	15	52..	2601	4194	104	27
10376 Trinity.....	—	—	—	—	1128	295	2	1..	517	1110	44	44
11839 Tully.....	638	102	13	21..	876	274	9	52..	522	1215	53	53
16266 Upshur.....	—	—	—	—	1062	145	1	20..	—	—	—	—
4647 Uvalde.....	450	77	1	—	637	235	—	2..	280	558	—	3
5263 Val Verde.....	462	121	3	1..	770	40	—	—	227	571	—	—
25481 Van Zandt.....	1540	247	26	39..	2687	84	149	29..	855	2276	586	14
13678 Victoria.....	856	352	5	3..	1243	1144	1	3..	—	—	—	—
15813 Walker.....	706	605	3	20..	1065	336	42	3..	1131	1299	95	—
14246 Waller.....	794	545	9	49..	739	776	48	52..	760	971	1	—
1451 Ward.....	144	21	20	—	313	15	1	23..	—	—	—	1
32381 Washington.....	1243	649	5	3..	2973	658	—	2..	1371	1811	—	1
21851 Webb.....	525	1007	2	—	2212	849	—	—	1770	1103	—	—
16342 Wharton.....	606	463	22	3..	463	619	2	47..	535	778	5	1
636 Wheeler.....	200	10	5	7..	168	—	2	1..	—	—	—	—
5806 Wichita.....	655	157	15	6..	781	149	16	51..	215	907	18	3
5759 Wilbarger.....	391	58	26	9..	822	78	15	62..	138	626	14	—
38072 Williamson.....	2241	614	46	145..	3217	548	123	109..	1812	3673	435	69
13961 Wilson.....	983	278	11	79..	2273	601	—	52..	477	1800	96	2



ELECTION RETURNS.

341

Population.	Parker	Roose't	Swall'	Wats'n	Lanham	Burkitt	Mallett	Carroll	McKinley	Bryan	Barker	Woolley
27116 Wise.....	1636	344	102	97..	2492	189	137	145..	703	2993	319	—
21048 Wood.....	1329	451	34	35..	1803	288	60	29..	933	1623	153	12
6540 Young.....	857	94	48	48..	970	61	6	74..	158	858	72	79
4760 Zapata.....	28	369	—	—..	159	279	—	—..	462	102	—	—
792 Zavalla.....	146	11	1	2..	153	16	—	—..	35	126	7	—
Total.....	167200	50307	3865	8062..	269076	65706	12387	5708..	130641	267423	20891	2644
Plurality.....	116836	—	—	—..	203370	—	—	—..	136791	—	—	—
Per cent.....	71.45	21.89	1.84	3.45..	74.89	18.29	3.45	2.42..	30.83	63.12	4.95	.62
Scattering.....	—	—	—	—..	—	3273	—	—..	—	2008	—	—
Total vote.....	—	234008	—	—..	—	359150	—	—..	—	423706	—	—

In 1904, for president, Debs, Soc., received 2,787 votes and Corregan, S. Lab., 421 votes.

VOTE FOR GOVERNOR, 1906.

Campbell, Dem.....	243,932
Gray, Rep.....	42,169
Acheson, Ind. Rep.....	12,319
Pearson, Pro.....	5,910
Edwards, Soc.....	7,193
Dowier, Soc. Lab.....	4,919

FOR REPRESENTATIVES IN CONGRESS, 1906.

1. Counties of Bowle, Red River, Lamar, Delta, Hopkins, Franklin, Titus, Camp Morris, Cass and Marion. Morris Sheppard, Dem.....	12,432
2. Counties of Jefferson, Orange, Hardin, Tyler, Jasper, Newton, Sabine, San Augustine, Angelina, Cherokee, Nacogdoches, Shelby, Panola and Harrison. S. B. Cooper, Dem.....	9,322
3. Counties of Wood, Upshur, Gregg, Rusk, Smith, Henderson, Van Zandt and Kaufman. J. G. Russell, Dem.....	8,491
4. Counties of Grayson, Collin, Fannin, Hunt and Rails. C. B. Randall, Dem.....	12,836
5. Counties of Dallas, Rockwell, Ellis, Hill and Bosque. J. A. Beall, Dem.....	5,869
6. Counties of Navarro, Freestone, Limestone, Robertson, Brazos and Milam. Rufus Hardy, Dem.....	7,392
7. Counties of Anderson, Houston, Trinity, Polk, San Jacinto, Liberty, Chambers and Galveston. A. W. Gregg, Dem.....	9,200
8. Counties of Harris, Fort Bend, Austin, Waller, Montgomery, Grimes, Walker, Madison and Leon. J. C. Moore, Dem.....	7,328
9. Counties of Gonzales, Fayette, Colorado, Wharton, Matagorda, Brazoria, Jackson, Lavaca, De Witt, Victoria, Calhoun, Aransas, Refugio, Bee, Goliad and Karnes. G. F. Burgess, Dem.....	11,194
10. Counties of Williamson, Travis, Hays, Caldwell, Bastrop, Lee, Burleson and Washington. A. S. Burleson, Dem.....	7,321
11. Counties of McLannan, Falls, Bell, Coryell and Hamilton. R. L. Henry, Dem.....	8,150
12. Counties of Tarrant, Parker, Johnson, Hood, Somervell, Earth and Comanche. O. W. Gillespie, Dem.....	7,145

13. Counties of Cook, Denton, Wise, Montague, Clay, Jack, Young, Archer, Wichita, Wilbarger, Baylor, Throckmorton, Knox, Foard, Hardeman, Cottle, Mottley, Dickens, Floyd, Hale, Lamb, Bailey, Childress, Hall, Briscoe, Swisher, Castro, Farmer, Deaf Smith, Randall, Armstrong, Donley, Collingsworth, Wheeler, Gray, Carson, Potter, Oldham, Hartley, Moore, Hutchinson, Roberts, Hemphill, Lipscomb, Ochiltree, Hansford, Sherman and Dallam. J. H. Stephens, Dem.....	15,942
--	--------

14. Counties of Bexar, Comal, Kendall, Bandera, Kerr, Gillespie, Blanco, Burnet, Llano, Mason, McCulloch, San Saba, Lampasas, Mills, Brown and Coleman. J. L. Slayden, Dem.....	12,363
---	--------

15. Counties of Cameron, Hidalgo, Starr, Zapata, Webb, Duval, Nueces, San Patricio, Live Oak, Atascosa, Wilson, Guadalupe, McMullen, LaSalle, Dimmit, Maverick, Zavalla, Frio, Medina, Uvalde, Kinney and Val Verde. J. N. Garner, Dem.....	10,423
R. W. Moore, Rep.....	5,154

16. Counties of El Paso, Jeff Davis, Presidio, Brewster, Pecos, Crockett, Schleicher, Sutton, Edwards, Kimble, Menard, Concho, Tom Green, Irion, Upton, Crane, Ward, Reeves, Loving, Winkler, Ector, Midland, Glasscock, Sterling, Coke, Runnels, Eastland, Callahan, Taylor, Nolan, Mitchell, Howard, Martin, Andrews, Gaines, Dawson, Borden, Scurry, Fisher, Jones, Shackelford, Stephens, Palo Pinto, Haskell, Stonewall, King, Kent, Garza, Crosby, Lubbock, Lynn, Terry, Yoakum, Cochran and Hockley. W. R. Smith, Dem.....	15,792
---	--------

LEGISLATURE.

	Senate.	House.	J.B.
Democrats.....	31	130	161
People's.....	—	2	2

STATE OFFICERS.

Governor—T. M. Campbell, Dem.  
 Lieutenant-Governor—A. B. Davidson, Dem.  
 Attorney-General—R. V. Davidson, Dem.  
 Comptroller—John W. Stephens, Dem.  
 Treasurer—Sam Sparks, Dem.  
 Commissioner of Land Office—J. J. Terrell, D.  
 Secretary of State—O. K. Shannon, Dem.  
 Adjutant-General—John A. Huelen, Dem.

UTAH (Population in 1903, 295,404).

Population in 1900.	PRESIDENT 1904.			PRES. 1900.			PRES. 1896.		
	Rep.	Dem.	Soc.	Debs.	McKinley.	Bryan.	Rep.	Dem.	G.D.
3913 Beaver.....	869	593	32..	682	629..	205	1051	—	—
10069 Box Elder.....	2400	1151	44..	1635	1460..	735	1879	—	—
18139 Cache.....	4008	2948	89..	2820	3082..	829	4395	—	—
5004 Carbon.....	1224	508	141..	748	621..	85	663	—	—
7396 Davis.....	1637	1255	25..	1238	1380..	450	1753	—	—
4657 Emery.....	905	583	109..	636	798..	231	985	—	—

Population	Roosevelt	Parker	Debs	McKinley	Bryan	McKinley	Bryan Palm'r
3400 Garfield.....	679	252	37..	649	395.	249	615
1149 Grand.....	262	165	31..	178	204..	23	246
3546 Iron.....	741	442	79..	628	708..	205	806
10082 Juab.....	1493	1206	391..	1532	1966..	489	2360
1811 Kane.....	399	102	—	392	161..	288	230
5678 Millard.....	1001	683	6..	998	844..	166	1384
2045 Morgan.....	492	315	52..	391	363..	138	582
1954 Piute.....	358	228	158..	390	280..	94	555
1946 Rich.....	439	240	—	387	282..	162	403
77725 Salt Lake.....	20665	8389	2685..	13496	12840..	2575	18617
1023 San Juan.....	135	36	1..	81	72..	8	167
16313 Sanpete.....	3829	1741	175..	3575	2441..	1813	3387
8451 Sevier.....	1725	390	205..	1581	1261..	497	1858
9439 Summit.....	2232	1358	267..	1555	1763..	245	3402
7361 Toole.....	1289	639	106..	1259	1114..	274	1684
6458 Uintah.....	753	630	111..	639	773..	112	890
32456 Utah.....	6490	4243	233..	5698	5391..	2039	7375
4736 Wasatch.....	1042	656	16..	723	781..	51	1333
4612 Washington.....	718	761	5..	409	1003..	170	1210
1907 Wayne.....	310	251	21..	324	282..	78	405
25239 Weber.....	6331	3108	677..	4585	4022..	1373	6343

Total.....	62444	33413	5767..	47139	45006..	31491	64607	21
Plurality.....	24031	—	—	2133	—	—	33116	—
Per cent.....	61.44	32.88	5.68..	50.59	48.30..	32.76	67.21	.02
Scattering.....	—	—	—	1035	—	—	—	—
Total vote.....	—	101624	—	93180	—	96124	—	—

VOTE FOR STATE OFFICERS, 1904.

Governor—John C. Cutler, Rep.....	50,837
James H. Moyle, Dem.....	38,047
Joseph A. Kauffman, Soc.....	4,892
William M. Ferry, American.....	7,959

Supreme Court Judge—	
Daniel N. Straup, Rep.....	57,213
Charles S. Varian, Dem.....	36,027
C. C. Goodwin, Soc.....	5,270

Secretary of State—	
Charles S. Tingey, Rep.....	54,163
Levi N. Harmon, Dem.....	34,346
A. L. Portee, Soc.....	5,112
Walter James, American.....	7,801

FOR REPRESENTATIVES IN CONGRESS, 1906.  
Joseph Howell, Rep. (elected).

Orlando Powers, Dem.  
Thomas Weir, Am.

LEGISLATURE.

	Senate.	House.	J.B.
Republicans.....	15	42	57
Democrats.....	3	3	6

STATE OFFICERS.

(All republicans.)

Governor—John C. Cutler.  
Secretary of State—Charles S. Tingey.  
Attorney-General—M. A. Breeden.  
Treasurer—James Christiansen.  
Auditor—J. A. Edwards.  
Supt. Public Instruction—A. C. Nelson.

VERMONT (Population in 1903, 347,007).

Population in 1903.	COUNTIES.				—GOV. 1906—				—PRESIDENT 1904—				—PRESIDENT 1900—			
	(14)				Rep.	I. D.	Pro.	Soc.	Rep.	Dem.	Pro.	Soc.	Rep.	Dem.	Pro.	Scattering
21912 Addison.....	2531	1112	65	18..	3146	306	76	19..	3286	467	25	25	—	—	—	—
21705 Bennington.....	2180	2222	27	27..	2419	745	48	44..	2666	871	30	8	—	—	—	—
24381 Caledonia.....	3027	1488	71	16..	2944	580	61	26..	2857	817	25	52	—	—	—	—
39600 Chittenden.....	4539	3329	66	31..	3848	1432	73	97..	3907	1822	53	27	—	—	—	—
8036 Essex.....	862	853	9	2..	750	233	5	5..	758	358	5	2	—	—	—	—
30198 Franklin.....	3221	2355	81	5..	2522	881	76	13..	2737	1316	17	57	—	—	—	—
4462 Grand Isle.....	523	317	7	5..	343	109	10	4..	356	146	6	10	—	—	—	—
12289 Lamolle.....	1742	795	60	7..	1521	296	43	1..	1742	418	15	26	—	—	—	—
19813 Orange.....	2547	1214	63	17..	2259	587	69	14..	2515	740	22	62	—	—	—	—
22024 Orleans.....	3227	1219	39	9..	2543	328	42	3..	2749	441	14	21	—	—	—	—
44209 Rutland.....	5765	4430	57	23..	5772	1367	97	248..	5901	1874	49	80	—	—	—	—
36907 Washington.....	3724	3386	97	143..	3807	1247	80	148..	3819	1622	65	35	—	—	—	—
26360 Windham.....	3451	1940	52	142..	3735	809	55	153..	3943	1014	23	11	—	—	—	—
32225 Windsor.....	4243	2309	39	67..	4830	797	57	84..	5227	943	19	15	—	—	—	—
Total.....	42582	26369	733	512..	40459	9777	792	859..	42568	12849	368	431	—	—	—	—
Plurality.....	15613	—	—	—	30632	—	—	—	29719	—	—	—	—	—	—	—
Per cent.....	60.14	38.03	1.03	72..	77.97	18.84	1.53	1.65..	75.94	22.85	.65	.76	—	—	—	—
Total vote.....	—	70800	—	—	—	51838	—	—	56216	—	—	—	—	—	—	—

VOTE FOR GOVERNOR, 1904.

C. J. Bell, Rep.....	48,115
F. H. Porter, Dem.....	16,566
H. F. Comings, Pro.....	1,175
C. E. Morse, Soc.....	769

FOR REPRESENTATIVES IN CONGRESS, 1906.

1. Counties of Addison, Bennington, Chittenden, Franklin, Grand Isle, Lamolle and Rutland.	
David G. Foster, Rep.....	20,660
Edwin B. Cliff, Dem.....	8,957
W. G. Scofield, Pro.....	327
2. Counties of Caledonia, Essex, Orange, Orleans, Washington, Windham and Windsor	
Kittredge Haskins, Rep.....	20,617

John H. Senteo, Dem..... 8,150  
Clarence B. Wilson, Pro..... 310  
Joseph W. Dunbar, Soc..... 363

LEGISLATURE.

	Senate.	House.	J.B.
Republicans.....	30	206	236
Democrats.....	—	35	35
Independents.....	—	4	4
Fusionist.....	—	1	1

STATE OFFICERS.

(All republicans.)

Governor—Fletcher D. Proctor.  
Lieutenant-Governor—George H. Prouty.  
Treasurer—J. L. Bacon.  
Secretary—F. G. Fleetwood.  
Auditor—Horace F. Graham.

ELECTION RETURNS.

VIRGINIA (Population in 1903, 1,919,103).

Population in 1900.	COUNTIES. (100)	GOV. 1905		PRESIDENT 1904		AT-Y. GEN. 1901		PRESID 1900			
		Dem. Swanson.	Rep. Lewis.	Rep. Roosevelt.	Dem. Parker.	Rep. Swallow.	Dem. Anderson.	Rep. Groner.	Dem. McKinley.	Pro. Byran.	Pro. Woolley.
32570	Aceomac	1263	308.	257	1518	59.	1659	748.	1460	3210	69
28473	Alexandria	1013	262.	309	1069	7.	1497	1213.	1671	2411	20
14528	Alexandria city	272	171.	187	738	4.	1248	686.	935	2003	6
6430	Alexandria county	270	151.	99	157	—	268	265.	421	413	2
16350	Alleghany	688	642.	665	732	38.	736	1064.	1451	841	37
9037	Amelia	311	77.	76	320	4.	565	346.	930	1516	4
17864	Amherst	825	99.	177	878	—	1374	1656.	838	608	12
9632	Appomattox	608	94.	93	684	1.	—	—	457	1082	5
32370	Augusta	1235	863.	1096	1584	60.	—	—	2519	2869	185
5595	Bath	281	174.	239	325	1.	378	408.	454	422	5
30356	Bedford	1190	393.	560	1301	77.	1757	1203.	1382	2585	84
5497	Bland	401	413.	407	339	6.	483	464.	465	513	3
17161	Botetourt	833	743.	664	818	26.	1111	865.	1329	1383	25
4579	Bristol city	380	132.	133	297	11.	469	203.	281	787	13
18217	Brunswick	594	156.	149	593	4.	1329	475.	1177	1064	5
9632	Buchanan	462	491.	561	307	—	452	418.	694	587	14
15236	Buckingham	654	488.	405	595	7.	947	193.	922	942	11
2388	Buna Vista city	159	63.	79	125	6.	191	116.	204	215	5
23256	Cam'bell	484	149.	158	674	8.	1111	761.	1288	1339	7
16709	Caroline	578	240.	317	501	6.	1160	542.	1759	1434	9
19303	Carroll	1130	1302.	1265	874	3.	1023	1497.	1144	1077	14
5040	Charles City	127	33.	78	129	1.	101	101.	Vote thrown out.		
15343	Charlotte	648	217.	211	517	11.	1098	429.	323	1011	2
6449	Charlottesville city	351	62.	71	391	5.	513	192.	361	731	11
18804	Chesterfield	805	134.	151	537	11.	1005	659.	884	1368	22
7927	Clarke	415	68.	67	444	22.	562	257.	426	1055	30
4233	Craig	373	191.	161	355	17.	383	157.	265	415	38
14123	Culpeper	849	259.	209	798	—	1014	647.	847	1512	1
8396	Cumberland	444	82.	20	334	2.	549	33.	205	537	1
16520	Danville city	790	85.	101	836	38.	1190	37.	310	1575	87
7747	Dickenson	671	703.	684	577	1.	618	509.	683	727	—
15374	Dinwiddie	478	136.	119	406	1.	1045	194.	533	990	6
19460	Elizabeth City	519	181.	211	690	4.	1059	321.	637	1027	8
9701	Essex	417	147.	213	430	5.	675	209.	530	731	1
18580	Fairfax	784	298.	422	774	6.	1361	1035.	1507	2136	14
23774	Fauquier	1212	424.	357	1216	3.	1919	944.	1377	2610	8
15388	Floyd	477	932.	1012	450	4.	506	1065.	1596	648	4
9050	Fluvanna	458	144.	135	394	—	706	443.	678	790	13
25353	Franklin	1265	1025.	874	1169	23.	1443	1442.	1702	1785	24
13239	Frederick	532	230.	316	858	24.	801	397.	671	1748	21
5068	Fredericksburg city	438	184.	124	352	4.	525	261.	353	587	3
10733	Giles	839	557.	588	721	29.	791	622.	858	1010	36
12882	Gloucester	574	109.	173	474	4.	883	280.	354	484	1
9519	Goochland	344	275.	273	298	—	565	543.	876	602	—
16853	Grayson	918	1111.	1054	867	1.	954	1074.	1585	1252	2
6214	Greene	323	338.	311	214	1.	367	471.	459	511	—
9758	Greensville	422	117.	100	356	2.	646	156.	547	740	4
37197	Halifax	1553	452.	594	1198	27.	2307	631.	1632	2364	45
17618	Hanover	580	198.	261	527	10.	1096	581.	1201	1203	14
30062	Henrico	713	195.	243	892	5.	1379	341.	1049	2189	25
19265	Henry	979	570.	422	718	9.	824	1063.	1267	1356	17
5647	Highland	247	254.	352	384	11.	361	335.	540	512	11
13102	Isle of Wight	656	99.	168	585	2.	1335	208.	763	1206	—
3988	James City	131	61.	34	98	6.	292	83.	255	294	1
9235	King and Queen	429	153.	134	390	—	325	530.	643	480	2
6918	King George	332	218.	188	279	—	630	374.	614	796	2
8380	King William	382	221.	195	304	4.	416	614.	871	462	8
8949	Lancaster	576	110.	93	350	3.	864	304.	508	971	7
19856	Lee	756	1027.	1329	780	4.	1070	1057.	1332	1493	6
21948	Loudoun	1366	413.	442	1559	65.	1800	1103.	1684	2930	119
16517	Louisa	691	241.	296	514	8.	1003	359.	1187	1169	22
11705	Lunenburg	464	68.	96	433	6.	601	90.	343	634	9
18891	Lynchburg	844	270.	292	945	10.	1051	317.	690	1081	—
10216	Madison	579	337.	292	538	—	736	504.	664	986	14
9715	Manchester city	254	39.	66	285	3.	576	64.	442	647	34
8239	Mathews	514	182.	119	467	10.	704	88.	294	726	40
26351	Mecklenburg	1232	317.	296	1021	18.	1390	1706.	1855	1697	4
8230	Middlesex	379	182.	151	416	1.	678	118.	640	686	56
15832	Montgomery	787	733.	725	650	40.	977	1124.	1391	1102	5
23073	Nansemond	778	135.	186	678	3.	1071	533.	932	1481	12
18075	Nelson	819	223.	269	847	2.	1232	400.	1163	1530	4
4845	New Kent	141	91.	75	127	1.	1303	730.	447	982	1
19634	Newport News city	1000	507.	335	744	20.	209	170.	2301	3883	39
46624	Norfolk county	1753	1030.	457	2559	1.	3513	1744.	3024	2415	5
50730	Norfolk city	2393	414.	377	1345	9.	2393	3011.	1100	1896	15
13770	Northampton	630	163.	210	582	9.	837	237.	836	1180	12
9846	Northumberland	480	207.	225	532	2.	995	734.	807	809	7
12396	Nottoway	464	104.	86	470	2.	995	38.	439	1076	13
12571	Orange	742	228.	201	568	10.	1056	614.	929	1100	19
13794	Paze	1024	800.	504	741	12.	651	981.	1214	1041	26
15403	Patrick	841	747.	616	737	7.	803	637.	1281	1026	8

Population.	Swanson.	Lewis.	Roosevelt.	Parker.	Swallow.	Anderson.	Groner.	McKinley.	Bryan	Woolley
21810 Petersburg city	880	72.	144	925	6.	1206	74.	693	1589	9
46894 Pittsylvania	2101	561.	650	1713	41.	1940	1234.	2828	3758	59
17427 Portsmouth city	963	380.	247	1151	18.	1409	524.	567	1743	14
6824 Powhatan	234	176.	156	240	1.	432	424.	582	458	1
15045 Prince Edward	530	137.	101	576	2.	663	154.	574	843	—
7752 Prince George	138	75.	92	189	1.	274	71.	301	367	—
11112 Prince William	535	143.	228	724	5.	813	444.	680	1351	—
11192 Princess Anne	726	157.	109	420	2.	541	1142.	1243	1043	2
14609 Pulaski	738	769.	761	732	2.	841	1142.	1243	1348	—
3344 Radford city	243	104.	100	184	4.	202	99.	197	257	5
8843 Rappahannock	467	115.	151	400	3.	654	564.	507	813	7
85650 Richmond city	406	187.	569	3749	32.	5322	363.	2729	6095	71
7088 Richmond county	3083	374.	185	377	—	418	109.	574	632	3
21496 Roanoke city	653	411.	506	1268	24.	1639	1736.	1120	1761	53
15837 Roanoke county	1357	455.	427	630	44.	762	907.	1188	942	58
21799 Rockbridge	939	779.	911	996	10.	1497	1600.	2223	1658	22
33527 Rockingham	1640	1445.	1441	1605	85.	2082	2318.	2572	2852	103
18081 Russell	1097	1326.	1396	987	7.	1487	704.	1377	1956	6
22634 Scott	1303	1656.	1773	1164	12.	1478	1292.	1659	1813	3
20258 Shenandoah	1285	1325.	1189	1099	27.	1383	1518.	1832	1945	40
17121 Smyth	913	1191.	1312	848	10.	1205	1271.	1794	1252	12
22848 Southampton	975	138.	260	924	11.	1405	357.	610	1708	15
9239 Spotsylvania	409	252.	237	330	11.	668	597.	817	774	5
8007 Stafford	463	486.	384	301	5.	637	622.	867	648	1
7289 Staunton city	507	244.	162	458	30.	540	164.	375	612	70
8469 Surrey	389	106.	154	323	9.	627	167.	473	839	22
12082 Sussex	389	123.	93	253	—	633	156.	430	733	1
23384 Tazewell	733	1256.	1462	803	4.	886	1817.	2663	1512	8
8897 Warren	485	137.	151	540	11.	608	215.	462	1068	19
4888 Warwick	211	78.	71	108	1.	614	125.	336	526	—
28096 Washington	1443	1512.	1872	1844	10.	1744	1612.	2498	2291	10
9243 Westmoreland	335	181.	181	392	2.	412	219.	597	691	10
2044 Williamsburg city	151	43.	37	103	2.	151	37.	88	161	7
5161 Winchester city	297	168.	146	394	13.	335	269.	423	533	10
19633 Wise	810	1441.	1572	897	7.	945	988.	1725	1215	15
20487 Wythe	1035	1366.	1384	1065	4.	1626	1266.	1932	1607	6
7482 York	235	58.	69	186	24	372	94.	631	551	—
Total	83544	45795.	46450	80638	1382.	115909	72586.	115865	146080	2150
Plurality	37749			34188		43323		30215		
Per cent.	64.59	35.41	35.99	62.46	1.08.	60.44	37.91.	43.87	55.31	.81
Total vote	129339			129103		191744		264095		

For president in 1904, Watson, Peo., received 359 votes, and Corregan, Soc. Lab., 218.

FOR REPRESENTATIVES IN CONGRESS, 1906.

- John W. Simmons, Rep.....5,972
- The counties of Accomac, Caroline, Essex, Gloucester, King and Queen, Lancaster, Mathews, Middlesex, Northampton, Northumberland, Richmond, Spotsylvania, Westmoreland and city of Fredericksburg.
 

William A. Jones, Dem.....5,773  
R. S. Bristow, Rep.....1,294
  - The counties of Charles City, Elizabeth City, Isle of Wight, James City, Nansemond, Norfolk, Princess Anne, Southampton, Surrey, Warwick, York, and the cities of Newport News, Norfolk, Portsmouth and Williamsburg.
 

Harry L. Maynard, Dem.....4,358  
Floyd Hughes, Rep.....1,489
  - The counties of Chesterfield, Goochland, Hanover, Henrico, King William, New Kent and the cities of Richmond and Manchester.
 

John Lamb, Dem.....3,908  
George A. Hanson, Lily White Rep.. 839  
J. B. Johnson, Rep.....196
  - The counties of Amelia, Brunswick, Dinwiddie, Greensville, Lunenburg, Mecklenburg, Nottoway, Powhatan, Prince Edward, Prince George, Sussex and the city of Petersburg.
 

Francis R. Lassiter, Dem.....2,615  
C. R. Alexander, Rep.....2
  - The counties of Carroll, Floyd, Franklin, Grayson, Henry, Patrick, Pittsylvania, and the city of Danville.
 

E. W. Saunders Dem.....6,194
  - The counties of Bedford, Campbell, Charlotte, Halifax, Montgomery, Roanoke, and the cities of Lynchburg, Radford and Roanoke.
 

Carter Glass, Dem.....4,060  
C. A. Heermans, Rep.....1,336
  - The counties of Albemarle, Clarke, Frederick, Greene, Madison, Page, Rappahannock, Rockingham, Shenandoah, Warren, and the cities of Charlottesville and Winchester.
 

James Hay, Dem.....5,573  
Fred E. Beecher, Rep.....2,372
  - The counties of Alexandria, Culpeper, Fairfax, Fauquier, King George, Loudoun, Louisa, Orange, Prince William, Stafford and the city of Alexandria.
 

John F. Rixey, Dem.....5,059  
John B. Henderson, Jr., Rep.....962
  - The counties of Bland, Buchanan, Craig, Dickenson, Giles, Lee, Pulaski, Russell, Scott, Smyth, Tazewell, Washington, Wise, Wythe and the city of Bristol.
 

Campbell Slempp, Rep.....13,798  
Robert P. Bruce, Dem.....11,757
  - The counties of Alleghany, Amherst, Appomattox, Augusta, Bath, Botetourt, Buckingham, Cumberland, Fluvanna, Highland, Nelson, Rockbridge, and the cities of Buena Vista and Staunton.
 

H. D. Flood, Dem.....5,962  
Ennmett D. Gregory, Rep.....2,696

LEGISLATURE.

	Senate.	House.	J. B.
Democrats .....	35	85	123
Republicans .....	5	15	20

STATE OFFICERS.  
 Governor—Claude A. Swanson, Dem.  
 Attorney-General—W. A. Anderson, Dem.  
 Secretary—D. Q. Eggleston, Dem.  
 Treasurer—A. W. Harman, Dem.

WASHINGTON (Population in 1903, 581,626.)

Population (in 1900)	—PRESIDENT 1904—				—PRESIDENT 1900—				—PRESIDENT 1896—				
	Rep.	Dem.	Pro. Soc.	Peo.	Rep.	Dem.	Pro. S. D.	S. L.	Rep.	Fus.	Pro. Nat.	G. D.	
4840 Adams.....	1138	548	30	41.	461	523	30	9	2.	243	365	11	9
3396 Asovin.....	747	227	12	31.	393	328	23	3	8.	214	254	3	15
15124 Chehalis.....	2589	624	76	40.	1850	1081	77	108	32.	1267	1312	21	3
3361 Clallam.....	1248	372	26	49.	577	575	12	11	5.	—	—	—	—
5003 Clallam.....	943	273	—	125.	723	407	5	51	10.	559	676	6	5
13419 Clarke.....	2436	515	134	257.	1638	1025	79	90	20.	1497	1497	51	9
7128 Columbia.....	1089	452	39	37.	899	706	27	9	2.	776	847	9	4
7877 Cowlitz.....	1589	317	40	91.	1171	619	54	16	9.	989	935	23	2
4926 Douglas.....	1722	577	28	51.	516	615	20	9	1.	334	722	10	—
4562 Ferry.....	511	297	4	102.	423	831	8	9	2.	—	—	—	—
486 Franklin.....	572	223	9	12.	52	81	3	—	3.	38	108	2	—
3918 Garfield.....	777	267	19	35.	528	437	18	17	4.	373	469	14	1
1870 Island.....	424	83	15	56.	263	123	13	14	7.	206	181	7	1
5712 Jefferson.....	962	283	6	38.	687	396	19	4	9.	704	500	8	—
11053 King.....	20434	5296	597	1216.	10218	7836	318	293	229.	6413	7497	144	15
6767 Kitsap.....	1796	320	85	329.	880	489	75	46	16.	728	702	29	4
9704 Kittitas.....	1787	523	78	291.	1139	954	52	20	9.	1044	1096	23	3
6407 Klickitat.....	1370	362	69	124.	906	486	58	22	4.	876	684	11	—
15157 Lewis.....	3098	896	129	251.	1907	1392	94	43	16.	1594	1584	37	12
11939 Lincoln.....	2472	1004	45	107.	1414	1585	66	30	7.	781	1715	31	5
3810 Mason.....	661	315	17	19.	514	457	11	13	7.	397	650	11	2
4089 Okanogan.....	1192	435	9	38.	457	714	10	17	2.	284	912	11	5
5883 Pacific.....	1354	258	16	122.	887	896	27	15	7.	325	512	19	5
5516 Pierce.....	9773	2351	312	1102.	6269	3702	204	296	118.	4651	5404	58	24
2928 San Juan.....	554	113	23	67.	428	245	10	6	7.	411	283	3	—
14272 Skagit.....	3031	890	82	284.	1814	1220	65	115	31.	1268	1573	28	2
1688 Skamania.....	297	61	6	68.	175	205	4	4	2.	122	237	4	—
2350 Snohomish.....	6025	1405	252	592.	2961	2480	179	64	34.	1871	2775	43	2
5742 Spokane.....	10258	2602	335	944.	5515	5125	309	81	38.	2701	5725	111	11
10543 Stevens.....	2369	608	42	393.	1121	1612	36	27	8.	493	1880	26	10
9827 Thurston.....	2121	603	48	234.	1298	978	36	51	16.	1052	1371	17	5
2919 Wahkiakum.....	473	101	7	63.	396	207	10	20	8.	290	376	3	—
18680 Walla Walla.....	2824	956	55	56.	2119	1480	61	20	9.	1599	1652	37	2
23016 Whatcom.....	5410	1174	273	633.	2352	1700	145	282	135.	1971	2177	68	4
23390 Whitman.....	4090	1519	178	317.	2963	2826	180	156	27.	1592	3578	77	8
13462 Yakima.....	3484	2929	133	358.	1507	1066	46	65	12.	948	1219	12	1
Total.....	101540	28038	3220	10023.	57456	44833	2363	2006	866.	39153	51646	968	148
Plurality.....	73442	—	—	—	12623	—	—	—	—	12493	—	—	—
Per cent.....	69.95	19.36	2.22	6.90.	53.43	41.69	2.19	1.87	70.	41.84	65.19	1.03	.16
Total vote.....	145151	—	—	—	107524	—	—	—	—	93583	—	—	—

For president in 1904, Watson, Peo., received 669 and Corregan, S. L., 1592 votes.

FOR REPRESENTATIVES IN CONGRESS, 1906.

Wesley L. Jones,\* Rep.  
 Francis W. Cushman,\* Rep.  
 William E. Humphrey,\* Rep.  
 William Blackman, Dem.  
 Patrick S. Byrne, Dem.  
 Dudley Eshelman, Dem.

\*Elected by about 15,000 majority each.

LEGISLATURE.  
 The legislature is republican.

STATE OFFICERS.  
 Governor—Albert E. Mead, Rep.  
 Secretary—Sam N. Nichols, Rep.  
 Treasurer—George G. Mills, Rep.  
 Auditor—C. W. Clausen, Rep.  
 Attorney-General—W. B. Stratton, Rep.  
 Superintendent of Public Instruction—R. B. Bryan, Rep.  
 Commissioner of Public Lands—E. W. Ross, Rep.

WEST VIRGINIA (Population in 1903, 1,021,106.)

Population (in 1900)	—PRESIDENT 1904—				—PRESIDENT 1900—				—PRESIDENT 1896—				
	Rep.	Dem.	Soc. Pro.	Peo.	Rep.	Dem.	Pro. S. D.	Pro.	Rep.	Dem.	G. D.	Pro.	
14198 Barbour.....	1893	1584	4	56	—	1840	1579	—	22.	1573	1645	1	—
19469 Berkeley.....	2548	2488	—	93	—	2506	2288	—	23.	2497	2085	54	20
8194 Boone.....	784	912	—	16	—	767	956	—	—	678	813	2	3
18904 Braxton.....	2175	2324	—	7	8.	1894	2102	15	16.	1453	2188	8	28
7219 Brooke.....	1130	742	7	54	—	1001	717	—	3	24.	965	748	5
22952 Cabell.....	3778	3198	101	118	—	3667	3251	8	59.	3127	3076	22	32
10266 Calhoun.....	1125	1357	4	16	—	946	1268	13	—	6.	796	1186	—
8248 Clay.....	1025	1058	—	59	—	906	716	4	—	7.	661	606	1
13889 Doddridge.....	1774	1075	6	48	—	1893	1223	4	2	22.	1747	1261	4
31887 Fayette.....	6509	3295	154	336	4.	5407	3227	4	7	70.	4544	2783	11
11762 Gilmer.....	1080	1435	—	55	—	1117	1410	—	—	14.	1000	1358	3
7275 Grant.....	1298	312	—	22	—	1355	366	—	—	8.	1306	372	3
20683 Greenbrier.....	2286	2573	—	45	—	1839	2456	5	—	18.	1691	2414	21
11806 Hampshire.....	700	1877	—	18	53.	659	2025	18	1	8.	676	1909	15
6893 Hancock.....	1010	508	4	69	—	869	564	—	—	51.	843	584	4

Population.	Roosevelt.Parker.	Debs.Swallow.	Watson.	McKinley.	Bryan.	B'ker.	Debs.	Woolley.	McKinley.	S Bryan.	Palmer.	Levi's		
8449 Hardy.....	638	1234	—	4	—	596	1292	—	4.	547	1146	45	—	
27690 Harrison.....	5075	2918	21	369	6.	3916	2678	43	3	79.	3027	2186	13	26
22987 Jackson.....	2596	2118	1	28	—	2850	2194	6	5	34.	2527	2286	6	26
15965 Jefferson.....	1308	2557	1	50	—	1207	2729	—	1	31.	1283	2454	62	27
54996 Kanawha.....	8857	5756	290	205	—	7247	4786	1	62	—	6948	4824	28	47
16680 Lewis.....	2130	1621	13	191	2.	1972	1702	—	—	—	1813	1718	4	68
15434 Lincoln.....	2080	1586	2	51	—	1713	1487	—	—	—	1336	1335	6	2
6555 Logan.....	570	1123	9	22	—	423	983	—	—	—	882	992	21	1
18747 McDowell.....	5225	1673	—	36	—	3761	1218	—	—	138.	3421	3945	26	105
32430 Marion.....	4776	3762	58	207	12.	4351	3910	6	30	189.	3560	2107	17	112
26444 Marshall.....	3924	2114	171	246	—	3790	2134	1	9	10.	3067	2494	11	10
24142 Mason.....	2893	2125	24	31	—	3162	2462	4	6	20.	2389	2123	6	15
23023 Mercer.....	3640	2324	19	62	2.	2700	2112	—	1	42.	1548	1308	10	40
12883 Mineral.....	1802	1397	22	57	1.	1630	1240	—	—	—	632	1204	3	2
11359 Mingo.....	1607	1652	1	14	—	838	1363	—	4	83.	2885	1484	18	32
19049 Monongalia.....	3188	1596	26	113	—	2680	1576	15	—	9.	1323	1579	3	9
13130 Monroe.....	1486	1503	—	10	—	1556	1562	—	—	25.	1107	433	23	30
7294 Morgan.....	1697	576	4	31	—	1691	586	—	1	10.	2655	988	4	1
11403 Nicholas.....	1416	1398	—	—	—	1051	1293	—	—	62.	908	1236	5	62
48024 Ohio.....	7771	5133	381	127	—	7092	5393	3	116	105.	6721	5016	77	69
9167 Pendleton.....	926	1169	—	17	—	932	1154	—	—	9.	784	1117	—	—
9345 Pleasants.....	1130	945	2	29	—	1202	1086	—	—	—	887	922	4	3
8572 Pocahontas.....	1167	1130	1	49	1.	794	1002	—	—	—	632	983	7	3
22727 Preston.....	3935	1242	63	87	—	3801	1322	1	9	42.	3528	1332	7	31
17330 Putnam.....	2161	1566	5	54	—	2118	1676	—	5	9.	1877	1702	4	3
12436 Raleigh.....	1849	1394	5	100	8.	1385	1126	—	4.	1150	1103	4	2	
17670 Randolph.....	1892	2474	2	85	—	1771	2154	3	—	—	1427	1909	10	14
18901 Ritchie.....	2622	1393	12	139	1:	2512	1567	7	5	149.	2212	1601	2	56
19852 Roane.....	2294	1863	—	53	—	2155	2096	47	—	19.	1849	2126	5	11
16235 Summers.....	1702	1987	—	29	—	1750	1812	—	—	—	1509	1788	3	17
14978 Taylor.....	2238	1466	19	79	—	2003	1116	3	—	11.	1839	1307	8	21
13433 Tucker.....	1800	1134	1	100	—	1694	1199	1	3	20.	1261	1111	—	—
18252 Tyler.....	2308	1331	40	133	—	2514	1831	11	2	22.	2430	1799	7	22
14636 Upshur.....	2406	826	—	103	1.	2398	836	6	—	4.	2281	949	18	36
23619 Wayne.....	2363	2449	2	35	—	2258	2658	—	—	—	2032	2443	11	3
8802 Webster.....	883	1209	—	—	—	795	1147	—	—	—	709	972	—	—
22880 Wetzel.....	2493	2831	47	114	—	2043	2639	16	4	29.	1685	2525	9	13
10284 Wirt.....	1134	1098	1	30	—	1236	1156	—	—	—	1068	1162	5	9
34452 Wood.....	4969	3730	49	133	—	4805	3636	1	7	60.	4046	3185	27	31
8380 Wyoming.....	1093	791	—	13	—	898	764	—	—	1.	735	613	—	—

Total.....	132908	100850	1572	4413	99.	119842	93705	274	236	1585.	105368	94480	675	1261
Plurality.....	31758					21137					10888			
Per cent.....	55.36	42.10	66	1.84	04.	54.28	44.74	11	12	71.	52.23	46.80	29	41
Total vote.....		235542					218547					201739		

FOR REPRESENTATIVES IN CONGRESS, 1906.

- Counties of Hancock, Brooke, Ohio, Marshall, Wetzell, Marion, Harrison and Lewis.
  - W. P. Hubbard, Rep.....19,362
  - T. S. Riley, Dem.....15,315
  - W. E. Pierce, Pro.....1,484
  - E. H. Hibbs, Lab.....759
- Counties of Monongalia, Preston, Taylor, Barbour, Tucker, Randolph, Pendleton, Grant, Hardy, Mineral, Hampshire, Morgan, Berkeley and Jefferson.
  - George C. Sturgis, Rep.....20,384
  - M. H. Dent, Dem.....16,752
  - W. T. Dadsman, Pro.....175
  - James B. Ward, Lab.....727
- Counties of Kanawha, Fayette, Summers, Monroe, Greenbrier, Nicholas, Clay, Webster, Pocahontas and Upshur.
  - Joseph H. Gaines, Rep.....19,888
  - George Byrne, Dem.....15,482
  - F. H. Montgomery, Pro.....1,339
  - Thomas Swinburn, Lab.....974
- Counties of Tyler, Fayette, Waisons, Wood, Jack-

- son, Roane, Braxton, Gilmer, Calboun, Wirt, Ritchie and Doddridge.
  - Harry C. Woodyard, Rep.....16,310
  - George W. Hardman, Dem.....13,637
  - Dave D. Johnson, Pro.....713
  - C. W. Kirkendall, Lab.....512
- Counties of Mason, Putnam, Cabell, Lincoln, Wayne, Boone, Logan, Mingo, Raleigh, Wyoming, McDowell and Mercer.
  - James A. Hughes, Rep.....22,395
  - Joseph S. Miller, Dem.....15,971
  - B. F. Morris, Pro.....362
  - Asa Barringer, Lab.....213

LEGISLATURE.

	Senate.	House.	J. R.
Republicans.....	25	57	82
Dem.ocrats.....	5	29	34

STATE OFFICERS. (All republicans.)

- Governor—William M. O. Dawson.
- Auditor—Arnold C. Sherr.
- Treasurer—Newton Ogden.
- Attorney-General—Clark W. May.
- Superintendent of Schools—T. C. Miller.

WISCONSIN (Population in 1903, 2,155,441).

Population in 1903.	GOVERNOR 1906					PRESIDENT 1904					GOV. 1902		
	Rep.	Dem.	Pro.	S. D.	S. L.	Rep.	Dem.	Pro.	Soc.	Pro.	S. L.	Rep.	Dem.
9141 Adams.....	623	212	16	9	—	1388	273	47	29	1	—	1236	358
20176 Ashland.....	1796	768	82	229	3	3380	1012	116	245	2	2.	2280	1752
23677 Barron.....	1797	308	153	123	7.	3563	616	242	103	9	10.	2174	620
14892 Bayfield.....	1856	159	52	92	4.	2963	350	77	32	—	5.	1892	426
46386 Brown.....	3314	1854	91	224	6.	6007	2648	108	329	7	12.	3654	3283
16765 Buffalo.....	1449	637	39	9	2.	2143	910	64	10	9	—	1267	826
7478 Burnett.....	1040	59	43	38	10.	1258	76	51	31	1	2.	805	90
17078 Calumet.....	1143	1268	35	99	—	1729	1258	36	116	9	—	1238	1325

ELECTION RETURNS.

Population.	Davidson	Aylward	Eaton	Gaylor	Rossas.	Roosev't	Park'r	Swall'w	Debs	Wats'n	Correg'n	LaFollette	Rose
28383 Chippewa.....	2343	1406	99	49	3.	3732	1670	141	59	11	5.	2967	1611
25848 Clark.....	2462	572	87	34	4.	4073	1045	183	79	1	1.	2577	1729
30031 Columbia.....	3200	1371	131	102	3.	4720	1901	204	158	2	—	3479	2240
17286 Crawford.....	1710	1177	35	42	—	2282	1362	57	31	—	—	1746	1572
69435 Dane.....	6843	5120	380	172	5.	11016	5679	417	242	3	—	7561	6463
46321 Dodge.....	2749	4784	116	47	2.	4235	5105	133	67	4	—	2810	5343
17583 Door.....	1699	277	37	41	2.	2684	497	172	33	2	—	1888	707
36335 Douglas.....	2391	987	111	333	26.	4553	977	130	549	8	29.	2933	1762
25403 Dunn.....	1874	258	56	56	1.	3293	539	123	83	7	—	1736	817
31692 Eau Claire.....	2537	1046	116	123	4.	4327	1168	155	196	10	5.	2762	1597
3197 Florence.....	335	55	3	2	—	562	82	8	5	—	—	267	169
47589 Fond du Lac.....	4073	3779	205	124	5.	7021	4416	178	149	21	1.	4443	4903
1386 Forest.....	884	113	26	26	6.	989	160	23	23	2	—	484	272
32851 Grant.....	4249	2294	222	40	3.	5801	2871	219	77	8	1.	4411	2642
22719 Green.....	1905	1112	135	113	1.	2986	1469	219	139	5	1.	2231	1602
15797 Green Lake.....	1716	1302	65	31	—	2177	1258	84	43	3	1.	1480	1532
23114 Iowa.....	2635	1472	145	13	—	3329	1639	162	21	2	—	2659	1794
6616 Iron.....	1025	221	26	50	3.	1246	246	25	16	2	1.	1165	348
17466 Jackson.....	1871	323	43	13	—	2744	477	89	26	—	—	1735	593
34789 Jefferson.....	2622	3217	120	85	2.	3658	3778	147	96	2	1.	2492	3843
20629 Juneau.....	2406	1100	51	27	2.	3225	1444	78	42	11	2.	2398	1435
21707 Kenosha.....	2090	1635	187	284	10.	3293	1588	77	440	5	4.	1959	1895
17212 Kewaunee.....	1362	1194	26	69	3.	1575	1456	36	99	3	—	1302	1718
42997 LaCrosse.....	4259	2584	196	129	3.	5497	3089	189	115	7	3.	3806	3500
20959 Lafayette.....	2238	1526	63	18	1.	2875	1928	106	28	1	2.	2376	2144
12553 Langlade.....	1365	1235	43	26	2.	2104	1016	46	30	2	1.	1167	1246
16289 Lincoln.....	1652	1047	51	68	—	2838	1000	69	106	13	1.	1992	1412
42261 Manitowoc.....	3486	2974	75	668	2.	4611	3274	93	687	1	—	3584	3376
43256 Marathon.....	3635	3435	138	150	17.	6168	3214	158	178	3	7.	3745	3657
30822 Marinette.....	2658	1006	161	107	1.	3977	816	144	195	11	2.	2880	1769
10509 Marquette.....	1359	812	63	12	—	1600	752	81	9	1	—	1246	1045
330017 Milwaukee.....	24521	12856	1039	17031	124.	32562	18500	935	18339	30	61.	26787	22403
28103 Monroe.....	2334	1156	87	40	2.	3892	1748	145	35	7	—	2643	1942
20874 Oconto.....	1967	870	61	80	1.	3272	1024	68	62	5	3.	2097	1619
8875 Oneida.....	1197	613	48	146	—	1705	372	44	130	1	2.	1154	670
46220 Outagamie.....	3794	3026	147	76	5.	5939	3129	133	113	2	2.	3806	3287
16363 Ozaucsee.....	1012	1694	29	90	—	1491	1501	26	111	6	1.	977	1677
7905 Poppln.....	657	261	31	4	—	1031	335	29	3	—	1.	611	341
23943 Pierce.....	1880	342	89	44	3.	3485	594	129	24	3	—	1315	765
17801 Polk.....	1566	182	61	166	7.	2982	296	101	98	2	7.	1386	215
29483 Portage.....	2265	1675	98	36	1.	3620	2168	101	44	1	—	2601	2459
9106 Price.....	1512	527	87	105	5.	2197	401	70	71	2	—	1087	773
45644 Racine.....	3547	2065	242	891	90.	5568	2581	257	1453	147	5.	4452	3824
19483 Richland.....	2070	1035	208	45	3.	2695	1337	295	48	3	—	2080	1419
51203 Rock.....	3917	1321	299	153	13.	7966	2346	316	458	22	2.	5078	3146
4654 Rusk.....	1049	151	36	31	5.	1414	246	47	23	1	1.	573	222
26830 St. Croix.....	2354	1287	86	90	3.	3897	1562	116	108	10	2.	2408	1886
33006 Sauk.....	3102	1509	302	22	1.	4799	1913	342	52	—	—	2775	2085
3593 Sawyer.....	735	229	11	10	—	782	205	29	13	13	1.	578	467
27475 Shawano.....	1850	738	45	38	2.	3670	1233	118	24	10	1.	2298	1393
50845 Sheboygan.....	4151	3396	203	502	6.	6115	3419	198	901	33	19.	4460	3731
11922 Taylor.....	1237	707	36	60	3.	1708	712	42	44	2	1.	1026	1050
23114 Trempealeau.....	1901	476	75	9	2.	3560	970	156	10	5	—	2141	519
28351 Vernon.....	3118	638	126	19	—	4742	761	220	28	6	—	3439	759
4929 Vilas.....	682	187	12	25	2.	1464	322	25	39	—	1.	760	516
29250 Walworth.....	2858	986	191	61	3.	4892	1349	263	135	3	—	2838	1488
Washburn.....	900	184	21	45	2.	989	205	31	48	—	1.	644	252
28589 Washington.....	1972	2346	48	130	1.	2554	2243	55	68	2	—	2140	2827
35239 Waukesha.....	3912	2431	192	130	1.	5228	2693	205	281	1	1.	3799	3091
31615 Waupaca.....	2683	607	137	90	2.	5462	939	233	70	2	—	3489	1030
15072 Waushara.....	2074	212	78	17	1.	3137	324	96	25	3	2.	2107	565
58225 Winnebago.....	5471	3469	271	218	19.	7723	4004	259	311	15	8.	6191	4811
25855 Wood.....	2683	1431	84	155	5.	3994	1673	96	195	4	9.	2740	1920

Total.....	188558	106311	8211	2437	455.	279870	124066	9770	28220	630	223.	198417	145818
Plurality.....	80247					153834						47599	
Per cent.....	57.37	32.28	2.57	7.63	.15.	63.23	28.02	2.20	6.38	.12	.05.	52.88	39.89
Total vote.....			319972					442649					365643

For governor, in 1902, Drake, Pro., received 9,647 votes; Seidel, Soc. Dem., 15,970, and Puck, S. Lab., 791.

FOR REPRESENTATIVES IN CONGRESS, 1906.

1. The counties of Green, Kenosha, Lafayette, Racine, Rock and Walworth. Henry A. Cooper, Rep.....	16,226
John J. Cunningham, Dem.....	8,808
Moses Hull, Social Dem.....	1,504
2. The counties of Adams, Columbia, Dane, Green Lake, Jefferson and Marquette. John M. Nelson, Rep.....	14,808
George W. Lewis, Dem.....	12,881
William E. Dibble, Pro.....	724
W. A. Hall, Sr., Soc. Dem.....	354

3. The counties of Crawford, Grant, Iowa, Juneau, Klehland, Sauk and Vernon. James W. Murphy, Dem.....	14,701
J. W. Babcock, Rep.....	13,699
H. J. Noyes, Pro.....	934
4. The 2d, 3d, 4th, 5th, 7th, 8th, 23d, 11th, 12th, 14th, 15th, 16th and 17th wards of Milwaukee; city of Wauwatosa, city of South Milwaukee, village of Cudahy, town of Lake, town of Oak creek, town of Franklin, town of Greenfield and town of Wauwatosa, in Milwaukee county.	

- William J. Cary, Rep.....12,231
- Thomas J. Fleming, Dem..... 8,656
- Edmund T. Melms, Soc. Dem..... 8,759
- 5. The 1st, 6th, 9th, 10th, 13th, 18th, 19th, 22d, 20th and 21st wards of Milwaukee; village of North Milwaukee, village of Whitefish Bay, village of East Milwaukee, town of Milwaukee, town of Granville, in Milwaukee county; Waukesha county.  
William H. Stafford, Rep.....13,948
- Joseph G. Donnelly, Dem..... 8,192
- Charles T. Everett, Pro..... 506
- Albert J. Welch, Soc. Dem..... 8,870
- 6. The counties of Dodge, Fond du Lac, Ozaukee, Sheboygan and Washington.  
Charles H. Welse, Dem.....19,444
- Alvin Dreger, Rep.....10,512
- George C. Damrow, Soc. Dem..... 764
- 7. The counties of Buffalo, Clark, Eau Claire, Jackson, La Crosse, Monroe, Pepin and Trempealeau.  
John J. Esch, Rep.....18,042
- Charles F. Hille, Dem..... 6,779
- 8. The counties of Calumet, Manitowoc, Portage, Waupaca, Waushara and Winnebago.  
John H. Davidson, Rep.....16,936
- John E. McMullen, Dem..... 9,594
- John J. Pitz, Soc. Dem..... 1,103
- Charles H. Forward, Pro..... 700
- William B. Minahan, Ind..... 54
- 9. The counties of Brown, Door, Kewan-

- nee, Marinette, Oconto and Outagamie.  
Gustav Kuestermann, Rep.....14,080
- Phillip A. Badour, Dem..... 8,689
- Joseph E. Harris, Soc. Dem..... 551
- 10. The counties of Ashland, Florence, Forest, Iron, Langlade, Lincoln, Marathon, Oneida, Price, Shawano, Taylor, Vilas and Wood.  
E. A. Morse, Rep.....20,228
- Dennis D. Conway, Dem.....10,658
- James I. Coxe, Soc. Dem..... 903
- 11. The counties of Barron, Bayfield, Burnett, Chippewa, Douglas, Dunn, Pierce, Polk, Rusk, St. Croix, Sawyer and Washburn.  
John J. Jenkins, Rep.....19,002
- Francis J. McGuire, Dem..... 5,146
- Charles W. Swanson, Soc. Dem..... 1,213

LEGISLATURE.

	Senate.	House.	J. B.
Republicans .....	27	75	102
Democrats .....	5	20	25
Social Democrats.....	1	5	6

STATE OFFICERS.

- (All republicans.)
- Governor—James O. Davidson.
- Lieutenant-Governor—William D. Connor.
- Secretary of State—James A. Frear.
- Treasurer—Andrew H. Dahl.
- Attorney-General—Frank L. Gilbert.
- State Sup't Schools—Charles P. Cary.
- Railroad Commissioner—John W. Thomas.
- Insurance Commissioner—George E. Bedle.

WYOMING (Population in 1903, 101,525).

Population in 1900.	COUNTIES. (3)	Gov. 1906			PRES. 1904			Gov. 1902			
		Rep. Brooks.	Dem. Keister.	Soc. O'Neill.	Pro. Blaine.	Rep. Roosevelt.	Dem. Parker.	Soc. Debs.	Rep. Richards.	Dem. Beck.	Soc. Brittens'n
13084	Albany.....	1342	767	204	23..	1682	697	201..	1173	941	206
4328	Big Horn ..	1807	881	43	7..	1987	724	41..	961	777	8
9589	Carbon.....	1579	781	84	5..	2229	962	75..	1864	997	85
3337	Converse.....	1023	417	19	33..	1106	387	9..	816	429	2
3137	Cook.....	747	363	47	3..	983	475	58..	730	557	5
5357	Fremont.....	722	1271	29	11..	1007	563	23..	816	622	10
2361	Johnson.....	666	500	11	1..	726	458	7..	566	446	12
20181	Laramie.....	2533	1317	74	34..	3008	1177	132..	1902	1512	85
1785	Natrona.....	664	399	4	2..	735	321	2..	616	334	1
5112	Sheridan.....	1411	951	201	6..	1907	1066	214..	1193	839	55
8445	Sweetwater.....	1010	548	125	5..	1476	464	110..	1103	708	80
1223	Uinta.....	2259	1075	464	9..	2743	1413	189..	2216	1579	47
3203	Weston.....	633	263	5	1..	810	223	11..	527	276	3
	Total .....	16396	9483	1310	140..	20489	8930	1077..	14483	10017	552
	Plurality .....	6913				11559			4466		
	Per cent.....	59.99	34.69	4.79	.53	66.77	29.05	3.51..	57.81	39.96	2.21
	Total vote.....			27329			80715			25052	

In 1904 Swallow, Pro., received 217 votes for president.

FOR REPRESENTATIVE IN CONGRESS, 1906.

- Frank W. Mondell, Rep.....16,881
- John C. Hamm, Dem..... 9,017
- W. W. Brown, Soc..... 1,310

LEGISLATURE.

	Senate.	House.	J. B.
Republicans .....	21	45	66
Democrats .....	2	5	7

STATE OFFICERS.

- (All republicans.)
- Governor—B. B. Brooks.
- Secretary—W. R. Schnitgar.
- Treasurer—E. C. Gillette.
- Auditor—Leroy Grant.
- Adjutant-General—F. A. Stotzer.
- Attorney-General—J. A. Van Orsdel.

JAPANESE IN THE UNITED STATES.

In 1900 there were in the United States, exclusive of Alaska and Hawaii, 25,077 Japanese. Of these 10,151 lived in California, 5,617 in Washington, 2,501 in Oregon, 1,281 in Idaho, 2,441 in Montana and 228 in Nevada, the remainder being scattered through the other states. The Japanese in Hawaii numbered 61,111 in 1900.

The exclusion of Japanese from the public schools of San Francisco in the fall of 1906 led to diplomatic protests from Japan and to denunciation by the president in his annual message. Steps were taken in December to have the matter passed upon by the courts.



**CHICAGO AND COOK COUNTY.**  
**VOTE FOR STATE TREASURER BY PRECINCTS.**  
 Election Nov. 6.

Nominees: John F. Smulski, Rep.; Nicholas L. Piotrowski, Dem.; William P. Allin, Pro.; Wilson E. McDermut, Soc.; John M. Francis, Soc. Lab.

Ward	Rep.	Dem.	Pro.	Soc.	Soc.L.
I.	Smulski	Piotrowski	Allin	McDermut	Francis
1.	71	86	4	8	2
2.	73	45	1	1	..
3.	73	86	1	6	..
4.	50	120	4	10	..
5.	51	70	..	5	..
6.	49	166	3	11	12
7.	35	91	1	4	1
8.	37	110	..	8	..
9.	24	193	3	13	2
10.	56	109	2	19	..
11.	71	78	..	7	..
12.	83	172	..	12	..
13.	23	63	2	2	..
14.	83	89	..	8	..
15.	38	171	4	3	1
16.	56	91	8	16	2
17.	61	94	2	6	1
18.	96	66	1	4	..
19.	76	96	..	8	..
20.	36	112	2	7	1
21.	76	51	2	7	..
22.	83	40	2	2	1
23.	79	78	..	8	..
24.	95	36	3	4	1
25.	91	75	2	14	..
26.	77	61	1	4	1
27.	140	58	5	4	..
28.	123	198	9	2	..
29.	114	64	1	11	1
30.	70	102	2	2	..
31.	88	123	2	8	1
32.	39	174	1	3	1
33.	55	104	1	7	..
34.	80	62	3	15	1
Total	2362	3329	72	249	28

II.	Smulski	Piotrowski	Allin	McDermut	Francis
1.	141	47	4	14	2
2.	90	44	3	14	1
3.	99	83	4	16	..
4.	119	39	..	5	..
5.	142	52	5	9	1
6.	101	41	3	9	1
7.	114	39	2	10	..
8.	111	89	3	21	..
9.	135	62	1	5	1
10.	192	20	..	1	..
11.	88	53	1	21	1
12.	200	26	1	6	..
13.	154	21	1	..	..
14.	127	10	..	1	2
15.	168	23	..	5	..
16.	187	35	..	3	4
17.	113	44	2	10	..
18.	104	71	..	13	..
19.	79	84	..	16	1
20.	136	47	4	31	..
21.	112	70	3	18	1
22.	115	88	4	6	..
23.	159	54	4	14	..
24.	136	31	4	9	..
25.	143	49	2	7	..
26.	144	34	3	8	1
27.	160	33	2	4	..
28.	193	8	1	..	..
29.	143	46	..	6	..
30.	151	57	2	22	..
31.	118	45	6	16	1
32.	144	33	1	12	..

Ward	Smulski	Piotrowski	Allin	McDermut	Francis
33.	190	30	..	..	..
34.	133	58	3	..	..
35.	143	48	2	3	..
36.	164	54	6	9	..
37.	127	30	6	11	..
38.	127	36	1	5	..
39.	124	20	6	4	2
Total	5314	1754	90	372	19
III.	Smulski	Piotrowski	Allin	McDermut	Francis
1.	184	43	5	8	..
2.	146	48	6	10	..
3.	157	53	1	..	..
4.	137	49	1	3	..
5.	165	43	3	9	..
6.	139	22	1	10	1
7.	149	69	3	10	1
8.	171	36	..	11	1
9.	179	34	5	5	..
10.	139	62	11	16	1
11.	93	54	3	19	29
12.	42	71	..	24	..
13.	119	57	2	26	1
14.	89	90	1	15	..
15.	215	34	..	10	..
16.	69	94	..	23	..
17.	160	115	1	1	..
18.	162	21	1	8	..
19.	132	34	1	9	..
20.	143	58	1	3	..
21.	134	45	2	6	2
22.	151	39	1	1	..
23.	144	46	2	13	..
24.	124	24	20	17	1
25.	149	49	4	3	1
26.	121	43	4	10	2
27.	189	30	6	8	..
28.	116	54	9	13	1
29.	117	55	..	18	..
30.	168	53	3	7	1
31.	125	61	4	14	..
32.	224	47	4	14	..
33.	137	53	3	13	..
34.	116	42	2	12	2
35.	94	46	3	15	1
Total	4902	1671	113	384	45

IV.	Smulski	Piotrowski	Allin	McDermut	Francis
1.	46	76	1	11	..
2.	49	75	2	16	..
3.	44	79	1	19	..
4.	77	65	2	10	..
5.	63	56	2	30	..
6.	73	75	..	25	1
7.	65	62	..	22	..
8.	53	119	1	20	..
9.	62	97	..	10	1
10.	93	147	3	26	..
11.	50	147	..	18	..
12.	86	110	1	22	5
13.	91	73	1	21	..
14.	76	104	1	25	..
15.	82	69	..	35	..
16.	72	91	6	25	1
17.	91	89	..	36	6
18.	77	85	4	18	..
19.	73	79	4	34	1
20.	70	108	1	15	..
21.	40	143	1	19	..
22.	76	150	10	33	..
23.	143	57	..	16	1
24.	120	62	1	10	..
25.	95	102	1	17	1
26.	54	90	..	29	..
27.	44	101	4	19	..
28.	91	121	1	39	2

	Smulski	Piotrowski	McDermut	Allin	Francis		Smulski	Piotrowski	Allin	McDermut	Francis	
29.....	60	88	2	25	..	43.....	152	71	5	5	1	
30.....	91	82	2	17	..	44.....	188	43	9	7	..	
Total .....	2207	2801	52	662	18	45.....	222	42	3	4	2	
<b>V.</b>												
1.....	91	101	4	19	..	46.....	141	66	13	9	1	
2.....	41	147	2	27	..	47.....	187	55	2	8	..	
3.....	46	163	3	21	..	48.....	168	21	7	13	..	
4.....	36	183	..	13	1	49.....	193	39	6	18	..	
5.....	41	171	..	14	..	50.....	232	8	7	1	..	
6.....	27	127	1	13	..	51.....	151	25	..	3	..	
7.....	37	108	3	20	..	52.....	173	19	6	3	..	
8.....	39	125	1	40	1	Total .....	8438	2164	250	449	72	
9.....	85	107	2	25	..	<b>VII.</b>						
10.....	110	79	4	30	..	1.....	201	38	3	5	20	
11.....	53	93	..	15	..	2.....	120	29	3	9	..	
12.....	93	83	1	9	..	3.....	174	28	6	6	3	
13.....	83	68	1	26	..	4.....	151	18	17	7	..	
14.....	92	114	2	18	1	5.....	184	35	17	4	..	
15.....	49	165	1	8	..	6.....	156	42	7	12	1	
16.....	84	93	1	13	..	7.....	200	77	8	12	..	
17.....	81	80	3	11	1	8.....	193	53	3	7	..	
18.....	53	87	2	17	2	9.....	183	51	6	8	..	
19.....	56	75	2	15	..	10.....	166	50	2	6	..	
20.....	105	72	1	52	5	11.....	146	36	8	6	..	
21.....	137	64	..	30	..	12.....	195	47	11	4	1	
22.....	94	38	11	33	1	13.....	150	42	12	2	..	
23.....	86	53	5	20	..	14.....	109	31	2	14	..	
24.....	84	58	2	40	1	15.....	177	31	5	6	..	
25.....	85	64	2	30	1	16.....	165	41	9	15	3	
26.....	124	85	4	8	..	17.....	129	26	12	15	..	
27.....	95	64	3	37	4	18.....	125	44	3	17	..	
28.....	87	63	7	35	1	19.....	151	25	7	6	1	
29.....	78	51	4	26	1	20.....	132	13	9	1	1	
30.....	55	45	..	40	..	21.....	190	43	4	8	1	
Total .....	2227	2836	72	714	20	22.....	174	25	9	6	1	
<b>VI.</b>												
1.....	148	23	2	4	..	23.....	183	39	5	9	2	
2.....	121	27	1	2	..	24.....	208	18	3	3	2	
3.....	135	43	6	8	1	25.....	143	21	9	12	..	
4.....	148	40	2	12	..	26.....	248	30	12	10	1	
5.....	81	86	2	14	..	27.....	156	25	11	17	1	
6.....	117	58	3	3	14	28.....	255	18	9	13	1	
7.....	135	52	4	7	..	29.....	172	23	17	9	..	
8.....	182	56	4	17	..	30.....	145	19	14	5	..	
9.....	104	32	6	6	1	31.....	161	25	20	8	1	
10.....	124	44	4	5	1	32.....	127	59	14	12	..	
11.....	136	34	6	18	..	33.....	203	50	11	4	3	
12.....	171	30	4	17	..	34.....	132	45	5	11	..	
13.....	190	31	7	4	..	35.....	175	63	7	19	1	
14.....	146	27	4	7	1	36.....	132	60	5	22	1	
15.....	135	60	8	4	2	37.....	120	60	9	17	3	
16.....	176	24	9	7	..	38.....	117	59	6	12	1	
17.....	148	48	10	17	33	39.....	137	80	6	8	1	
18.....	175	33	3	10	..	40.....	169	35	10	8	..	
19.....	208	35	5	2	..	41.....	158	49	6	13	1	
20.....	167	45	10	11	3	42.....	232	39	13	14	1	
21.....	149	47	..	1	..	43.....	226	33	6	5	1	
22.....	102	53	2	11	..	44.....	199	26	7	4	1	
23.....	138	55	5	6	1	45.....	183	30	2	14	..	
24.....	143	62	2	3	2	46.....	125	23	5	20	1	
25.....	181	58	7	7	..	47.....	153	36	7	6	1	
26.....	193	34	1	5	..	48.....	199	26	9	12	..	
27.....	175	28	7	11	1	49.....	93	55	5	23	1	
28.....	134	61	10	27	..	50.....	136	37	3	37	..	
29.....	119	34	3	14	1	51.....	79	46	5	17	..	
30.....	205	24	1	7	..	52.....	137	41	9	33	1	
31.....	209	12	6	7	..	53.....	178	33	16	19	..	
32.....	227	26	1	5	..	54.....	95	64	5	12	1	
33.....	250	19	8	9	2	Total .....	8757	2092	424	604	59	
34.....	206	20	5	9	..	<b>VIII.</b>						
35.....	126	45	7	14	2	1.....	168	43	..	21	1	
36.....	163	41	1	7	..	2.....	160	37	9	19	1	
37.....	195	46	5	3	..	3.....	147	45	..	38	1	
38.....	121	38	2	12	..	4.....	180	42	4	78	..	
39.....	159	49	5	26	..	5.....	122	80	5	50	1	
40.....	158	37	4	2	..	6.....	81	116	2	19	1	
41.....	195	67	5	5	..	7.....	86	97	1	17	..	
42.....	136	93	5	14	3	8.....	73	97	..	22	..	
						9.....	137	47	4	40	2	
						10.....	96	104	..	16	1	

ELECTION RETURNS.

	Smulski	Plotowski	Allin	McDermut	Francis
11.	95	85	13	..	..
12.	104	101	5	29	1
13.	71	78	1	16	..
14.	169	59	5	21	..
15.	128	67	2	26	1
16.	48	77	1	32	..
17.	95	59	2	42	11
18.	112	86	2	45	3
19.	99	55	1	36	1
20.	134	57	1	37	..
21.	96	57	..	29	..
22.	46	45	..	24	1
23.	104	63	11	42	2
24.	127	45	7	30	1
25.	101	80	7	43	..
26.	93	92	4	58	1
27.	94	58	3	45	..
28.	64	46	2	32	..
29.	91	69	3	15	1
30.	86	16	1	22	..
31.	56	30	1	17	1
Total	3363	2027	84	974	32

IX.

1.	123	81	..	10	..
2.	86	57	..	18	4
3.	127	58	3	28	3
4.	171	35	..	18	8
5.	115	109	..	14	..
6.	107	58	4	18	..
7.	104	62	2	11	..
8.	88	73	2	24	..
9.	64	110	2	19	1
10.	112	63	1	14	..
11.	59	41	..	17	..
12.	201	44	..	18	..
13.	78	50	..	8	..
14.	59	85	1	28	..
15.	66	102	2	20	..
16.	50	146	1	13	..
17.	67	89	2	26	..
18.	129	76	..	22	..
19.	95	54	3	29	3
20.	66	103	2	28	1
21.	54	123	1	10	..
22.	75	119	1	12	1
23.	65	117	..	21	2
24.	76	115	..	18	..
Total	2237	1990	27	444	23

X.

1.	75	83	1	26	1
2.	159	67	6	46	..
3.	87	64	1	42	..
4.	76	44	1	52	1
5.	69	84	2	31	1
6.	74	129	2	35	1
7.	61	76	1	32	2
8.	96	56	3	48	2
9.	66	67	1	19	..
10.	103	89	..	33	..
11.	87	56	1	18	..
12.	90	114	..	31	..
13.	94	85	..	28	..
14.	79	78	..	33	..
15.	64	98	1	42	..
16.	55	90	..	52	..
17.	62	93	..	29	..
18.	90	80	..	30	1
19.	73	52	..	21	..
20.	52	91	1	36	1
21.	54	98	2	52	..
22.	85	90	..	39	..
23.	124	41	3	15	..
24.	64	117	..	36	..
25.	60	101	..	36	..
Total	1999	2143	26	862	10

XI.

1.	139	48	..	4	..
----	-----	----	----	---	----

	Smulski	Plotowski	Allin	McDermut	Francis
2.	106	81	1	25	2
3.	62	62	..	27	..
4.	84	48	1	23	..
5.	69	73	1	13	..
6.	86	56	3	23	3
7.	107	56	..	27	1
8.	123	83	2	25	..
9.	127	77	3	21	..
10.	110	43	1	31	2
11.	103	85	1	27	..
12.	100	73	2	30	3
13.	77	104	1	27	2
14.	65	79	..	21	..
15.	100	71	3	21	..
16.	99	80	..	14	..
17.	162	68	..	12	..
18.	93	94	1	17	1
19.	154	87	1	16	..
20.	68	55	1	40	..
21.	108	82	3	29	..
22.	83	85	3	39	..
23.	122	105	1	17	..
24.	111	83	..	41	1
25.	111	59	1	42	1
26.	72	75	2	23	..
27.	97	40	1	31	..
28.	90	38	2	28	..
29.	112	46	2	39	..
30.	79	96	1	16	2
31.	50	49	2	14	..
32.	105	63	1	29	..
Total	3174	2284	41	792	18

XII.

1.	85	71	..	27	..
2.	52	63	1	39	..
3.	76	68	..	24	..
4.	98	58	3	44	2
5.	115	98	1	28	4
6.	78	56	1	40	..
7.	133	95	2	20	..
8.	92	87	3	19	1
9.	124	81	6	14	..
10.	150	68	5	16	1
11.	138	71	9	27	..
12.	142	91	7	25	1
13.	158	80	9	28	1
14.	82	58	3	52	..
15.	58	48	3	65	..
16.	70	112	2	41	..
17.	57	69	1	36	..
18.	76	75	1	45	..
19.	76	64	..	68	1
20.	110	96	2	33	..
21.	96	84	2	41	1
22.	60	43	..	31	..
23.	68	67	3	29	1
24.	94	33	7	51	1
25.	47	81	..	17	..
26.	69	106	3	35	2
27.	49	91	..	33	..
28.	80	89	2	51	..
29.	79	71	1	55	..
30.	100	88	..	33	..
31.	90	54	2	50	..
32.	89	53	9	52	..
33.	86	69	2	37	..
34.	135	63	1	42	..
35.	113	73	1	19	..
36.	87	81	3	84	..
37.	112	82	8	72	..
38.	53	65	1	63	..
39.	100	131	..	68	..
40.	82	115	4	102	..
41.	55	116	4	60	1
Total	3714	3151	112	1716	17

XIII.

1.	89	65	6	21	1
----	----	----	---	----	---

Smuleki Piotrowski Allin McDermut Francis					Smuleki Piotrowski Allin McDermut Francis				
2.....	135	72	8	12	29.....	121	48	2	22
3.....	124	42	22	11	1 40.....	70	26	5	4
4.....	128	43	8	8					
5.....	148	58	10	9	Total.....	4056	2530	128	706
6.....	118	46	6	8	XV.				
7.....	138	53	8	8	1.....	171	50	7	41
8.....	125	59	1	24	2.....	115	45	..	26
9.....	156	66	6	8	3.....	96	42	2	22
10.....	141	59	5	11	4.....	65	51	1	43
11.....	141	60	5	14	5.....	121	95	5	41
12.....	151	32	12	5	6.....	103	79	1	60
13.....	181	60	6	3	7.....	122	45	1	41
14.....	158	64	23	9	8.....	102	43	5	68
15.....	114	76	9	16	9.....	118	47	2	58
16.....	131	92	2	33	10.....	83	70	4	51
17.....	178	111	9	11	11.....	149	50	12	44
18.....	192	60	5	10	12.....	130	51	4	43
19.....	147	57	9	15	13.....	147	54	5	45
20.....	130	87	1	11	14.....	147	56	3	33
21.....	137	98	..	19	15.....	115	67	..	37
22.....	111	70	6	18	16.....	76	60	6	50
23.....	128	63	2	5	17.....	103	61	3	41
24.....	92	75	4	20	18.....	94	45	4	48
25.....	122	73	7	18	19.....	91	53	1	60
26.....	116	43	13	11	20.....	120	98	1	38
27.....	119	48	7	13	21.....	197	57	7	32
28.....	127	53	10	24	22.....	178	47	1	33
29.....	113	37	7	14	23.....	122	38	..	34
30.....	126	62	4	32	24.....	112	45	1	41
31.....	110	61	3	19	25.....	73	53	..	22
32.....	139	61	5	26	26.....	81	53	1	35
33.....	101	77	1	21	27.....	91	46	2	41
34.....	104	101	6	22	28.....	64	36	..	37
35.....	122	98	2	16	29.....	140	34	4	36
36.....	158	85	4	12	30.....	81	55	1	48
37.....	212	93	6	6	31.....	106	40	4	37
38.....	138	97	7	17	32.....	87	48	1	35
39.....	123	107	5	9	Total.....	3585	1709	89	1321
Total.....	5223	2678	260	569	XVI.				
XIV.					1.....	96	60	4	16
1.....	87	42	1	33	2.....	111	63	2	37
2.....	68	60	3	39	3.....	114	80	..	14
3.....	57	63	1	30	4.....	162	80	1	10
4.....	48	119	5	12	5.....	141	74	..	50
5.....	81	102	1	16	6.....	103	77	..	27
6.....	78	54	1	21	7.....	70	103	1	28
7.....	96	82	3	23	8.....	90	156	3	28
8.....	116	46	4	25	9.....	89	128	2	17
9.....	105	70	5	22	10.....	80	125	..	13
10.....	65	102	4	32	11.....	54	109	1	15
11.....	89	95	1	36	12.....	73	131	..	7
12.....	75	80	..	13	13.....	89	134	..	5
13.....	65	80	..	16	14.....	90	110	..	2
14.....	98	35	..	12	15.....	93	147	1	4
15.....	67	93	3	14	16.....	73	66	3	8
16.....	87	60	1	30	17.....	101	63	1	20
17.....	129	47	3	20	18.....	71	59	3	30
18.....	96	62	1	8	19.....	114	77	..	25
19.....	161	107	12	52	20.....	102	40	5	53
20.....	153	61	5	5	21.....	124	29	..	21
21.....	148	47	7	10	22.....	140	135	2	26
22.....	134	43	10	14	23.....	115	65	2	41
23.....	134	79	3	16	24.....	161	63	..	29
24.....	117	43	3	12	25.....	103	104	2	26
25.....	101	62	4	12	26.....	92	121	1	9
26.....	114	57	1	13	27.....	109	112	..	1
27.....	73	55	3	12	28.....	76	70	..	5
28.....	73	62	1	12	29.....	102	102	1	2
29.....	98	67	..	21	30.....	74	123	1	1
30.....	91	75	2	16	31.....	109	118	2	10
31.....	97	89	1	12	Total.....	3121	2824	38	550
32.....	79	62	3	4	XVII.				
33.....	142	61	4	8	1.....	102	69	..	2
34.....	146	29	10	13	2.....	108	61	1	8
35.....	122	44	4	9	3.....	114	81	..	21
36.....	101	34	1	9	4.....	114	80	1	29
37.....	141	52	6	10	5.....	112	97	..	8
38.....	133	55	4	18	6.....	84	51	2	13

ELECTION RETURNS.

353

Smulski Piotrowski Allin McDermut Francis					Smulski Piotrowski Allin McDermut Fran				
7	85	77	..	12	13	43	132	1	15
8	93	57	2	27	14	46	104	3	15
9	77	69	3	23	15	26	101	1	14
10	78	68	1	9	16	56	63	3	11
11	82	63	2	18	17	66	76	2	18
12	59	97	2	15	18	31	123	2	13
13	65	136	..	10	19	47	70	1	4
14	85	102	1	8	20	73	71	2	9
15	73	97	2	10	21	71	73	33	17
16	122	81	1	32	22	116	36	..	15
17	135	69	4	21	23	59	84	3	12
18	124	55	6	39	24	69	88	5	21
19	120	17	3	31	25	69	75	..	28
20	116	19	4	37	26	70	79	1	42
21	124	43	4	57	27	83	84	1	36
22	88	63	5	19	28	63	89	..	17
23	132	68	4	38	29	50	94	2	14
24	97	51	3	30	30	71	123	1	20
25	94	42	2	29	31	76	107	4	28
26	101	67	4	29	32	16	101	3	12
27	72	117	3	27	33	56	110	..	29
28	86	70	4	29	Total	1971	3008	51	561
29	78	65	..	26	XX.				27
30	105	56	1	30	1	108	49	5	..
31	85	50	2	22	2	117	53	9	9
32	115	57	2	30	3	128	43	3	10
33	72	77	..	16	4	152	46	5	8
34	118	92	..	14	5	157	45	7	11
35	78	48	1	17	6	167	43	13	4
36	81	91	1	24	7	120	44	6	12
37	59	85	1	22	8	157	34	5	11
Total	3533	2588	72	832	9	120	48	6	17
XVIII.					10	177	51	9	12
1	71	151	..	17	11	131	41	11	8
2	85	84	..	13	12	110	33	4	7
3	80	52	2	23	13	93	58	2	..
4	73	59	1	21	14	182	59	2	13
5	65	56	2	33	15	136	52	16	13
6	69	62	3	24	16	114	64	4	20
7	90	82	2	22	17	121	62	10	8
8	108	84	5	29	18	124	67	2	2
9	80	66	3	19	19	86	62	2	24
10	39	84	5	19	20	87	62	..	15
11	107	48	6	7	21	120	47	9	18
12	77	155	8	16	22	138	76	3	10
13	48	166	2	14	23	107	52	4	11
14	42	165	3	15	24	113	74	3	10
15	56	79	1	15	25	90	78	5	8
16	44	81	2	15	26	142	39	3	13
17	52	91	..	22	27	130	43	7	23
18	42	108	3	4	28	184	52	5	11
19	60	99	2	6	29	112	71	5	22
20	36	106	7	11	30	134	41	9	27
21	30	161	1	18	31	136	45	17	14
22	29	155	1	13	32	107	42	6	20
23	35	127	1	10	33	145	48	10	9
24	35	80	1	20	34	142	64	11	7
25	68	162	3	13	35	135	44	70	10
26	41	77	1	13	36	106	56	1	14
27	60	89	3	21	37	87	59	2	8
28	50	61	5	11	38	122	70	6	26
29	67	101	1	15	39	131	88	..	20
30	92	80	6	11	40	151	45	2	22
31	36	73	1	15	41	132	42	1	10
Total	1867	3044	81	505	42	98	56	3	23
XIX.					43	131	76	4	16
1	32	61	2	12	Total	5480	2324	307	562
2	53	143	1	14	XXI.				60
3	61	104	..	16	1	100	24	3	2
4	61	124	2	16	2	119	17	..	4
5	52	72	2	14	3	117	40	2	10
6	58	70	..	52	4	109	56	6	24
7	70	75	1	7	5	102	93	3	28
8	66	107	1	17	6	79	59	2	28
9	55	84	..	23	7	63	54	3	28
10	64	115	2	9	8	132	72	2	22
11	40	95	1	15	9	100	76	1	16
12	52	115	1	15	10	126	47	1	12

Smulski Piotrowski Allin McDermut Francis					Smulski Piotrowski Allin McDermut Francis						
11.....	119	37	2	11	1	7.....	128	68	3	16	..
12.....	109	43	..	4	..	8.....	146	45	3	5	..
13.....	176	19	3	3	..	9.....	176	52	2	6	1
14.....	124	42	4	6	..	10.....	193	56	..	14	19
15.....	143	53	1	6	..	11.....	149	60	2	14	1
16.....	134	58	4	12	..	12.....	112	96	1	24	1
17.....	82	47	6	20	..	13.....	94	104	2	20	..
18.....	103	50	5	17	2	14.....	109	76	..	34	..
19.....	82	54	8	28	28	15.....	69	68	1	44	..
20.....	103	51	23	22	..	16.....	87	67	..	55	..
21.....	143	53	4	18	..	17.....	73	45	3	34	2
22.....	88	77	2	14	..	18.....	76	69	1	24	..
23.....	127	59	7	13	13	19.....	75	77	5	58	1
24.....	106	67	11	8	..	20.....	103	48	..	45	..
25.....	93	87	1	14	1	21.....	90	61	3	30	1
26.....	158	61	4	3	..	22.....	53	65	..	29	..
27.....	124	35	4	6	..	23.....	80	37	..	32	1
28.....	99	49	1	6	..	24.....	57	46	3	39	..
29.....	87	62	8	16	..	25.....	74	54	..	55	..
30.....	102	42	3	16	16	26.....	68	75	..	41	1
31.....	81	88	2	19	..	27.....	61	87	1	25	..
32.....	50	64	..	15	1	28.....	66	64	..	16	..
33.....	53	67	2	13	..	29.....	73	104	1	37	1
34.....	58	70	..	22	..	30.....	87	64	4	27	4
35.....	35	93	1	31	..	31.....	149	71	3	13	2
36.....	52	59	2	20	..	32.....	95	38	4	19	1
37.....	58	39	1	11	..	Total.....	3242	1993	72	859	98
38.....	83	37	5	13	1	XXIV.					
39.....	101	45	2	8	1	1.....	78	78	4	47	..
40.....	68	63	2	11	..	2.....	94	56	4	34	1
41.....	63	110	2	4	2	3.....	80	104	3	34	..
42.....	58	160	..	4	..	4.....	73	111	..	31	10
43.....	60	39	..	14	..	5.....	57	71	2	53	..
44.....	68	77	..	12	..	6.....	94	85	..	72	1
45.....	59	72	..	12	..	7.....	107	103	6	68	2
Total.....	4266	2666	143	636	40	8.....	70	69	2	74	..
XXII.						9.....	101	55	7	54	..
1.....	69	123	3	34	..	10.....	73	83	2	49	1
2.....	128	60	1	24	2	11.....	96	131	2	31	1
3.....	93	76	..	38	..	12.....	132	97	1	37	..
4.....	87	36	3	37	..	13.....	122	54	6	43	..
5.....	73	54	2	21	..	14.....	118	44	6	21	..
6.....	83	90	..	30	1	15.....	65	134	..	13	..
7.....	52	42	..	30	..	16.....	79	87	..	35	..
8.....	60	70	1	39	1	17.....	84	65	1	33	..
9.....	82	66	1	46	1	18.....	58	49	1	24	..
10.....	38	99	1	33	2	19.....	87	50	4	40	..
11.....	103	92	2	60	1	20.....	60	111	1	25	..
12.....	78	88	..	56	1	21.....	110	84	..	18	..
13.....	112	24	3	24	..	22.....	157	53	2	9	1
14.....	125	105	3	19	..	23.....	157	82	12	9	..
15.....	89	51	..	16	1	24.....	178	72	1	18	..
16.....	109	70	4	15	..	25.....	131	43	4	21	..
17.....	100	37	2	17	2	26.....	131	82	5	22	..
18.....	87	46	3	30	..	27.....	126	89	1	2	..
19.....	85	104	2	26	..	28.....	118	67	1	12	1
20.....	72	61	2	32	..	29.....	121	78	4	28	..
21.....	70	93	1	46	1	30.....	122	54	2	51	..
22.....	100	63	2	15	..	Total.....	3079	2341	84	1008	18
23.....	117	37	2	33	..	XXV.					
24.....	91	71	1	19	..	1.....	195	40	..	5	2
25.....	76	63	1	10	1	2.....	229	43	..	8	5
26.....	104	36	..	27	..	3.....	148	62	6	13	1
27.....	76	55	..	14	..	4.....	153	85	1	28	..
28.....	71	111	1	36	..	5.....	217	48	4	13	..
29.....	87	89	1	20	13	6.....	203	52	5	1	..
30.....	49	118	5	16	1	7.....	163	60	2	26	27
31.....	45	96	2	22	..	8.....	138	41	3	18	..
32.....	50	85	1	33	..	9.....	151	55	4	9	4
33.....	96	65	1	32	..	10.....	143	54	4	14	..
Total.....	2757	2376	51	950	26	11.....	113	49	3	28	1
XXIII.						12.....	122	45	..	8	30
1.....	116	27	5	19	1	13.....	148	45	2	29	1
2.....	107	48	4	12	..	14.....	164	57	2	18	1
3.....	116	41	3	6	..	15.....	171	43	5	12	..
4.....	140	46	7	17	..	16.....	210	68	11	15	..
5.....	101	64	5	34	2	17.....	218	42	4	5	1
6.....	119	70	6	15	1	18.....	165	44	7	12	..

ELECTION RETURNS.

Smulski Piotrowski Allin McDermut Francis					Smulski Piotrowski Allin McDermut Francis						
19.	231	49	3	6	6.	183	69	12	54	3	
20.	132	48	5	36	7.	157	50	10	31	..	
21.	169	37	9	50	8.	170	35	15	6	..	
22.	153	34	5	42	1	9.	133	63	6	38	2
23.	180	33	6	42	..	10.	161	53	6	20	2
24.	150	24	1	40	..	11.	84	46	5	77	1
25.	197	53	7	13	..	12.	83	65	5	65	1
26.	225	44	7	10	..	13.	76	67	3	62	3
27.	166	60	5	7	..	14.	109	58	5	63	..
28.	190	56	3	25	4	15.	115	98	9	34	..
29.	173	30	3	43	..	16.	86	42	7	34	..
30.	124	38	3	35	1	17.	97	97	2	76	1
31.	169	77	9	54	..	18.	104	47	6	47	..
32.	197	34	6	30	1	19.	105	32	9	50	1
33.	201	55	11	12	22	20.	135	49	3	50	..
34.	141	39	11	11	1	21.	120	82	2	33	..
35.	148	43	2	9	..	22.	135	63	3	38	..
36.	185	56	9	14	..	23.	150	29	15	22	..
37.	209	50	12	6	..	24.	124	39	5	46	1
38.	233	23	2	5	..	25.	101	55	4	40	1
39.	322	87	10	5	..	26.	94	73	2	46	..
40.	213	63	18	8	..	27.	97	39	5	52	..
41.	235	52	14	8	2	28.	155	58	5	54	2
42.	233	46	9	2	..	29.	145	69	8	48	1
43.	221	58	8	17	..	30.	132	49	5	75	..
44.	304	69	9	10	2	31.	125	111	3	14	1
45.	253	85	10	15	1	32.	201	43	17	32	..
46.	275	39	2	11	..	33.	147	62	6	56	3
47.	230	82	9	17	..	34.	176	29	13	59	..
48.	164	46	11	3	..	35.	164	30	4	44	3
49.	170	33	13	5	1	36.	156	32	20	39	3
50.	180	45	11	11	1	37.	95	43	8	55	3
51.	129	52	16	10	1	38.	133	43	6	43	..
Total.....	9558	2572	322	883	112	39.	117	44	1	51	1
XXVI.						40.	113	44	4	57	..
1.	117	50	4	89	2	41.	129	53	5	82	2
2.	81	50	..	52	..	42.	110	29	6	41	2
3.	118	49	6	63	1	Total.....	5290	2246	300	1863	42
4.	115	46	6	43	1	XXVIII.					
5.	98	34	1	27	..	1.	94	72	..	37	..
6.	88	55	5	51	..	2.	143	70	3	28	2
7.	116	63	4	51	..	3.	97	42	3	56	..
8.	120	32	1	49	1	4.	99	35	2	60	1
9.	226	73	12	45	4	5.	141	63	7	54	..
10.	150	50	3	32	2	6.	140	51	3	56	1
11.	92	41	5	79	..	7.	125	47	7	38	1
12.	126	38	6	57	2	8.	128	44	7	64	..
13.	177	40	5	34	1	9.	115	48	8	48	1
14.	172	55	10	24	1	10.	106	35	4	32	..
15.	122	88	12	27	..	11.	87	38	6	33	..
16.	131	75	8	37	..	12.	94	58	6	59	20
17.	130	51	8	22	..	13.	106	55	..	38	..
18.	145	48	7	26	1	14.	87	68	4	35	..
19.	154	57	11	31	..	15.	97	57	3	42	..
20.	152	43	5	5	..	16.	104	93	3	42	..
21.	149	36	5	12	..	17.	108	58	4	29	..
22.	203	28	31	2	..	18.	109	69	1	37	1
23.	181	53	9	34	2	19.	143	37	..	29	..
24.	150	115	3	43	..	20.	107	94	1	12	..
25.	163	41	16	42	1	21.	154	57	1	7	..
26.	152	43	18	14	1	22.	115	129	3	26	..
27.	145	37	22	13	..	23.	156	52	11	57	1
28.	155	40	32	7	1	24.	154	37	7	43	1
29.	210	43	14	7	1	25.	104	37	1	36	..
30.	170	64	18	12	2	26.	97	59	2	45	..
31.	112	38	12	16	2	27.	125	90	1	29	1
32.	193	44	13	38	..	28.	131	22	4	36	2
33.	195	38	24	22	1	29.	169	41	2	26	1
34.	182	51	8	23	..	30.	137	62	6	32	..
35.	103	103	4	17	2	31.	223	40	8	38	..
36.	45	47	2	5	..	32.	166	64	8	52	1
Total.....	5138	1859	350	1151	29	33.	147	32	10	46	1
XXVII.						34.	172	44	2	30	..
1.	141	26	19	20	1	35.	139	31	4	37	1
2.	80	28	1	12	..	36.	101	50	11	26	..
3.	145	54	9	12	1	37.	137	67	1	11	..
4.	97	54	6	51	2	Total.....	4670	4043	154	1406	36
5.	110	47	15	34	1						

XXIX.	Smulski Piotrowski Allin McDermut Francis				Smulski Piotrowski Allin McDermut Francis				
1.....	28	101	2	17	6.....	85	54	5	23
2.....	59	48	1	30	7.....	138	49	4	12
3.....	60	72	2	23	8.....	166	38	13	8
4.....	205	-13	1	9	9.....	90	30	5	7
5.....	128	37	1	12	10.....	158	31	13	11
6.....	111	48	1	29	11.....	179	32	13	10
7.....	76	103	3	30	12.....	111	5	5	7
8.....	141	51	2	64	13.....	125	55	5	8
9.....	150	53	1	34	14.....	137	41	7	15
10.....	46	63	1	83	15.....	101	54	9	19
11.....	79	69	3	53	16.....	86	36	8	35
12.....	129	39	1	19	17.....	84	42	6	24
13.....	117	54	1	39	18.....	117	64	9	22
14.....	68	53	1	23	19.....	105	96	6	8
15.....	70	62	..	41	20.....	148	89	8	13
16.....	63	79	2	47	21.....	124	38	7	39
17.....	100	55	3	41	22.....	139	41	9	30
18.....	66	66	1	47	23.....	105	33	10	32
19.....	57	56	..	23	24.....	103	45	7	53
20.....	54	46	2	25	25.....	140	43	4	46
21.....	59	61	1	23	26.....	117	49	7	57
22.....	77	81	1	27	27.....	109	57	7	23
23.....	65	121	8	18	28.....	105	81	5	32
24.....	77	139	4	22	29.....	117	33	4	32
25.....	42	136	2	12	30.....	155	42	6	28
26.....	75	92	2	41	31.....	97	94	8	46
27.....	70	61	2	45	32.....	97	44	5	37
28.....	73	93	1	33	33.....	127	62	7	58
29.....	64	69	1	83	34.....	110	69	8	52
30.....	81	48	2	54	35.....	92	59	4	42
31.....	40	39	2	25	36.....	76	98	7	50
Total.....	2530	2130	55	1072	37.....	103	91	2	51
					38.....	125	23	4	24
					39.....	84	30	3	34

XXX.	Total.....				Total.....				
1.....	104	51	1	11	1.....	142	46	8	11
2.....	81	106	9	20	2.....	188	33	8	3
3.....	102	50	4	44	3.....	175	20	6	3
4.....	97	26	6	79	4.....	205	33	37	10
5.....	87	69	2	19	5.....	185	29	12	4
6.....	53	109	4	23	6.....	157	51	3	9
7.....	61	92	1	22	7.....	138	29	22	6
8.....	50	114	1	11	8.....	116	32	14	11
9.....	71	139	1	34	9.....	195	30	16	18
10.....	64	92	1	18	10.....	156	36	13	13
11.....	64	66	2	24	11.....	165	37	19	12
12.....	38	103	1	16	12.....	169	37	17	14
13.....	31	110	2	10	13.....	118	39	8	14
14.....	29	134	3	26	14.....	160	39	6	15
15.....	26	107	..	7	15.....	128	29	19	6
16.....	31	103	..	14	16.....	97	42	3	12
17.....	30	55	2	17	17.....	127	28	12	10
18.....	85	103	3	25	18.....	94	32	15	16
19.....	96	90	4	7	19.....	89	39	6	8
20.....	115	102	2	4	20.....	153	50	6	15
21.....	41	140	1	14	21.....	132	38	7	22
22.....	62	97	3	10	22.....	104	55	..	38
23.....	56	110	2	24	23.....	106	56	..	26
24.....	75	93	1	14	24.....	87	64	6	13
25.....	75	73	2	33	25.....	90	53	8	24
26.....	71	65	1	13	26.....	132	60	9	44
27.....	168	43	1	4	27.....	83	74	6	48
28.....	180	65	1	9	28.....	133	57	6	30
29.....	115	37	3	23	29.....	89	59	8	54
30.....	98	48	4	26	30.....	108	39	6	9
31.....	121	56	3	9	31.....	178	39	12	18
32.....	111	52	8	24	32.....	72	76	2	28
33.....	90	51	5	30	33.....	138	27	3	11
34.....	87	64	..	30	34.....	133	53	9	24
35.....	43	49	2	24	35.....	104	33	8	27
36.....	59	61	..	16	36.....	107	22	10	29
37.....	92	99	2	16	37.....	86	52	3	25
Total.....	2859	3029	88	690	38.....	71	59	6	31
					39.....	103	16	13	7
					40.....	162	22	13	9

XXXII.	Total.....				Total.....				
1.....	142	46	8	11	1.....	98	93	4	21
2.....	188	33	8	3	2.....	123	69	6	19
3.....	175	20	6	3	3.....	84	37	7	17
4.....	205	33	37	10	4.....	133	68	7	20
5.....	185	29	12	4	5.....	160	42	7	24
6.....	157	51	3	9					
7.....	138	29	22	6					
8.....	116	32	14	11					
9.....	195	30	16	18					
10.....	156	36	13	13					
11.....	165	37	19	12					
12.....	169	37	17	14					
13.....	118	39	8	14					
14.....	160	39	6	15					
15.....	128	29	19	6					
16.....	97	42	3	12					
17.....	127	28	12	10					
18.....	94	32	15	16					
19.....	89	39	6	8					
20.....	153	50	6	15					
21.....	132	38	7	22					
22.....	104	55	..	38					
23.....	106	56	..	26					
24.....	87	64	6	13					
25.....	90	53	8	24					
26.....	132	60	9	44					
27.....	83	74	6	48					
28.....	133	57	6	30					
29.....	89	59	8	54					
30.....	108	39	6	9					
31.....	178	39	12	18					
32.....	72	76	2	28					
33.....	138	27	3	11					
34.....	133	53	9	24					
35.....	104	33	8	27					
36.....	107	22	10	29					
37.....	86	52	3	25					
38.....	71	59	6	31					
39.....	103	16	13	7					
40.....	162	22	13	9					
Total.....	5168	1685	385	728					



ELECTION RETURNS.

XXXIII.					Smulski Piotrowski Allin McDermut Francis				
1	98	48	5	19	1				
2	106	48	7	37	1				
3	103	49	12	45	20				
4	90	36	7	31	18				
5	167	47	11	38	18				
6	126	40	10	22	18				
7	159	47	9	32	18				
8	70	74	3	49	18				
9	75	71	4	51	1				
10	74	68	3	33	1				
11	91	64	6	39	2				
12	71	56	8	32	2				
13	78	21	4	55	2				
14	182	24	5	49	2				
15	88	27	3	47	2				
16	170	38	10	50	1				
17	120	40	2	44	1				
18	165	62	2	53	1				
19	123	26	7	28	1				
20	70	26	2	34	2				
21	109	19	3	62	2				
22	93	28	4	84	2				
23	130	87	3	33	1				
24	147	37	1	27	1				
25	44	38	7	1	1				
26	105	49	4	31	1				
27	118	53	8	60	2				
28	145	36	11	15	2				
29	165	31	22	25	2				
30	55	20	3	20	2				
31	86	28	7	35	2				
32	163	54	16	61	1				
33	158	23	12	56	1				
34	150	20	7	34	1				
35	151	14	1	39	1				
Total	4045	1449	229	1371	52				
XXXIV.					Smulski Piotrowski Allin McDermut Francis				
1	67	87	2	17	13				
2	83	78	..	30	1				
3	139	71	6	10	2				
4	136	7	2	24	2				
5	156	72	5	19	2				
6	152	75	9	2	2				
7	195	69	11	17	2				
8	166	63	16	5	2				
9	177	91	3	4	1				
10	181	59	9	25	1				
11	160	97	2	29	1				
12	117	79	6	60	1				
13	103	78	2	16	1				
14	260	120	3	45	19				
15	178	119	6	19	14				
16	146	59	1	22	1				
17	180	84	5	3	1				
18	171	86	3	24	1				
19	106	86	1	77	1				
20	120	79	3	57	1				
21	144	39	5	43	1				
22	126	65	6	18	1				
23	180	38	11	19	1				
24	159	97	4	84	1				
25	145	65	1	38	1				
26	142	43	2	55	1				
Total	3899	1907	124	762	57				
XXXV.					Smulski Piotrowski Allin McDermut Francis				
1	204	23	10	67	1				
2	154	54	8	76	1				
3	85	45	8	45	2				
4	74	77	4	49	3				
5	120	61	5	49	1				
6	96	60	15	65	1				
7	103	67	2	50	2				
8	118	41	4	48	1				
9	95	37	4	36	1				
10	105	61	4	23	1				
11	137	30	11	24	1				
12	146	23	11	27	1				

Total					Smulski Piotrowski Allin McDermut Francis				
Total	4048	1151	280	913	24				
Cicero.									
1	59	48	2	42	3				
2	111	17	12	15	..				
3	83	19	7	22	..				
4	129	46	2	14	2				
5	116	59	3	15	2				
Total	498	189	26	108	7				
Total city	143063	80640	5213	29347	1389				
Barrington	137	12	45	4	1				
Bloom	718	208	28	138	15				
Bremen	153	61	2	2	1				
Calumet	520	201	32	45	12				
Elk Grove	151	8	1	..	..				
Evanston	13	7	1	4	2				
Hanover	61	9	5	..	..				
Lemont	382	223	6	9	4				
Leyden	164	69	3	16	6				
Lyons	888	212	125	39	7				
Maine	536	164	41	30	8				
New Trier	842	171	28	51	2				
Niles	257	96	1	14	1				
Northfield	151	39	5	9	2				
Norwood Park	82	17	3	1	..				
Orland	151	22	7	1	..				
Palatine	214	80	9	4	..				
Palos	67	35	2	..	..				
Proviso	1296	287	96	223	33				
Rich	68	33	..	1	..				
Ridgeville	1885	265	169	169	20				
Riverside	181	23	3	2	4				
Schaumburg	56	16	..	..	..				
Stickney	53	7	..	3	..				
Thornton	1140	412	76	186	27				
Wheeling	261	80	6	18	2				
Worth	695	170	20	36	9				
Oak Park	1568	169	87	49	8				
Vil. of Berwyn	296	36	42	13	6				
Total country towns	12985	3132	848	1067	170				
Grand total	156048	83772	6061	30414	1559				
Smulski's plurality	-72,276.								

STATE SUPERINTENDENT OF PUBLIC INSTRUCTION.			
	City	Country	Total
F. G. Blair, Rep.	131,454	12,690	144,144
Caroline Grote, Dem.	85,755	3,390	89,145
A. L. Whitcomb, Pro.	3,678	639	4,317
May W. Simons, Soc.	28,794	1,068	29,862
Phillip Veal, Soc. L.	1,183	162	1,345
(See Illinois returns for complete vote on superintendent of public instruction.)			

TRUSTEES UNIVERSITY OF ILLINOIS.			
	City	Country	Total
Carle T. Alexander, Rep.	130,125	12,691	142,816
F. L. Hatch, Rep.	130,600	12,718	143,318
Alexander McLean, Rep.	130,382	12,711	143,093
L. L. Lehman, Rep.	129,611	12,600	142,211
Anna E. Nichols, Dem.	86,069	3,368	89,437
Fred B. Merrills, Dem.	85,416	3,288	88,704

	City	Country	Total
J. S. Cuneo, Dem.....	34,861	3,228	88,096
J. D. Miller, Dem.....	89,322	3,568	92,890
Eva M. Smith, Pro.....	4,137	762	4,899
Eva M. Shontz, Pro.....	4,508	820	5,328
Finis Idleman, Pro.....	3,872	730	4,602
Gertrude B. Hunt, Soc.,	28,977	1,055	30,302
Corinne S. Brown, Soc.,	29,000	1,081	30,081
A. M. Simons, Soc.....	28,887	1,036	29,923
T. A. Davis, Soc. Lab.,	1,064	178	1,242
Walter Goss, Soc. Lab.,	1,017	161	1,178
Frank Ahlberg, Soc. Lab.,	1,033	168	1,206

(See Illinois returns for complete vote on university trustees.)

	City	Country	's Total
F. C. Bender, Ind. L.....	39,939	1,306	41,245
J. Kikulski, Prog. A.....	1,204	37	1,241

Haas' plurality—54,714.

CLERK PROBATE COURT.

Guy Guernsey, Rep.....	124,102	11,742	135,844
J. W. Farley, Dem.....	84,052	4,164	88,216
N. Ozinga, Pro.....	2,657	559	3,216
H. H. Johnson, Soc.....	26,040	1,009	27,049
F. J. Schwindeker, Ind. L.	39,849	1,242	41,091
F. W. Lee, Prog. A.....	1,110	45	1,155

Guernsey's plurality—47,628.

CLERK CRIMINAL COURT.

A. J. Harris, Rep.....	116,051	11,539	127,590
W. J. Krueger, Dem.....	94,469	4,142	98,611
H. B. Shewell, Pro.....	2,828	615	3,443
Ernest Buehler, Soc.....	25,709	990	26,699
O. S. Plegler, Ind. L.....	39,319	1,288	40,607
J. J. Keppler, Prog. A....	1,099	40	1,139

Harris' plurality—23,979.

CLERK CIRCUIT COURT.

J. E. Bidwill, Jr., Rep....	119,835	11,420	131,305
V. J. Jozwiakowski, Dem.	87,638	3,826	91,464
G. W. Hotchkiss, Pro.....	3,674	884	4,558
A. A. Wignese, Soc.....	25,685	983	26,668
C. C. Case, Ind. L.....	41,237	1,414	42,651
J. J. Brittain, Prog. A....	1,094	41	1,135

Bidwill's plurality—39,841.

SUPERINTENDENT OF SCHOOLS.

A. F. Nightingale, Rep....	121,050	11,956	133,006
G. C. Griffiths, Dem.....	86,153	3,608	89,761
J. W. Troeger, Pro.....	2,810	643	3,453
C. H. Kerr, Soc.....	25,867	953	26,820
O. T. Bright, Ind. L.....	40,516	1,464	41,980
F. J. Barry, Prog. A.....	1,073	35	1,108

Nightingale's plurality—43,245.

COUNTY COURT JUDGE.

Lewis Rinaker, Rep.....	115,793	11,405	127,198
Maclay Hoyne, Dem.....	94,511	4,537	98,943
E. W. Chafin, Pro.....	2,743	586	3,329
E. M. Winston, Soc.....	25,638	981	26,619
A. B. Boughan, Ind. L....	39,499	1,275	40,774
D. L. Cruice, Prog. A....	1,369	45	1,414

Rinaker's plurality—28,250.

PROBATE COURT JUDGE.

C. S. Cutting, Rep.....	127,965	12,862	140,827
M. H. Hoey, Dem.....	79,979	2,986	82,965
Peter Slossman, Soc.....	26,011	988	26,999
M. S. Erlich, Ind. L.....	38,951	1,262	40,213
Western Starr, Prog. A....	1,187	61	1,248

Cutting's plurality—57,862.

BOARD OF ASSESSORS.

(Two to be elected.)

*A. W. Miller, Rep.....	121,632	12,064	133,696
*W. E. Schmidt, Rep....	124,305	12,333	136,638
A. W. Schwane, Dem....	80,593	3,134	83,727
C. R. Wallace, Dem.....	86,993	3,630	90,623
Wm. Kennedy, Pro.....	2,993	619	3,612
F. L. Malmstedt, Pro....	2,825	618	3,443
F. G. Weltman, Soc.....	25,739	992	26,731
John Watson, Soc.....	25,493	1,009	26,502
B. S. Turner, Ind. L....	39,919	1,312	41,231
T. A. Barrett, Ind. L....	39,999	1,277	41,276
G. C. Otcott, Prog. A....	1,027	38	1,065
P. H. Bolton, Prog. A....	945	40	985

\*Elected.

MEMBER BOARD OF REVIEW.

F. W. Upham, Rep.....	126,349	12,533	138,882
T. J. Webb, Dem.....	82,066	3,263	85,329
E. F. Woodruff, Pro.....	2,706	578	3,284
John Charters, Soc.....	25,685	983	26,668

**SHERIFF.**  
 Nominees: Christopher Strassheim, Rep.; Harry R. Gibbons, Dem.; S. Allen Wilson, Pro.; James P. Larson, Soc.; James J. Gray, Independence league; John Fitzpatrick, Progressive alliance.

Rep.	Dem.	Pro.	Soc.	Ind.	L.	Pr.	A.
Ward	Strassheim	Gibbons	Wilson	Larson	Gray	Fitzp	k
1.....	2088	3522	47	212	630	32	3
2.....	4744	2064	56	323	1027	28	3
3.....	4196	1999	50	297	1249	34	3
4.....	1831	2902	36	561	1124	36	3
5.....	1872	2757	52	607	1283	42	3
6.....	6683	3147	101	355	1784	18	3
7.....	7154	2785	227	433	2311	45	3
8.....	2791	2079	56	859	896	233	3
9.....	1877	2252	19	378	355	9	3
10.....	1619	2263	22	817	414	13	3
11.....	2557	2416	44	709	861	28	3
12.....	2887	3343	87	1539	1241	32	3
13.....	3826	3483	120	417	1925	40	3
14.....	3375	2876	77	567	1660	44	3
15.....	3159	1819	43	1150	1773	21	3
16.....	2364	2836	27	559	756	16	3
17.....	2987	2699	53	819	721	40	3
18.....	1577	3270	69	429	879	37	3
19.....	1485	3332	47	490	1014	51	3
20.....	4191	3087	156	470	1631	32	3
21.....	3507	3157	86	505	1534	32	3
22.....	2505	2675	42	794	892	19	3
23.....	3037	1710	41	659	2138	19	3
24.....	2900	2322	53	804	1167	41	3
25.....	8040	3555	155	734	1930	19	3
26.....	4678	2069	209	894	1544	35	3
27.....	4502	2363	174	1576	2264	61	3
28.....	3943	2133	95	1283	1551	44	3
29.....	2232	2452	44	968	1201	30	3
30.....	2482	3165	53	565	1501	50	3
31.....	3779	2266	161	931	2262	41	3
32.....	4445	1943	208	595	2013	26	3
33.....	3602	1531	150	1288	1219	54	3
34.....	2962	2438	72	640	1358	35	3
35.....	3428	1364	141	766	1479	29	3

Ttl. city.	119310	89774	3072	24993	47577	1356
Cicero ..	429	203	13	101	127	3
Country..	11869	3859	680	961	1592	41
Gr. total.	131608	93836	3745	26055	49296	1400

Strassheim's plurality—37,762.

COUNTY TREASURER.

	City	Country	's Total
John R. Thompson, Rep....	121,166	12,108	133,274
Ernst Hummel, Dem.....	96,464	4,049	100,613
John Whitson, Pro.....	2,479	646	3,365
John J. Jessup, Soc.....	21,817	933	25,770
F. B. Macomber, Ind. L.	37,626	1,251	38,877
G. L. Pfeiffer, Prog. A....	965	32	997

Thompson's plurality—22,661.

COUNTY CLERK.

J. F. Haas, Rep.....	128,135	12,470	140,605
G. L. McConnell, Dem....	82,635	3,256	85,891
D. B. Decker, Pro.....	3,007	641	3,648
A. W. Mance, Soc.....	25,577	972	26,549

ELECTION RETURNS.

City Country t'ns Total  
 P. J. H. Farrell, Ind. L. 39,127 1,267 40,394  
 J. D. Farrell, Prog. A. 1,246 50 1,296  
 Upham's plurality—53,553.

PRESIDENT COUNTY BOARD.

Nominees: Edward J. Brundage, Rep.;  
 John Minwegen, Dem.; Samuel T. Jacobs,  
 Pro.; John T. Caulfield, Soc.; Robert Lind-  
 blom, Independence league; Arthur Mc-  
 Cracken, Progressive alliance.

Ward	Brundage	Minwegen	Jacobs	Caulfield	Lindblom	McCracken
1.....	2255	3332	42	191	556	26
2.....	5013	1831	31	305	877	..
3.....	4582	1739	45	291	1039	..
4.....	1870	2815	35	557	960	..
5.....	1931	2758	39	619	971	..
6.....	7703	2338	89	328	1426	17
7.....	8133	2273	153	433	1862	40
8.....	3009	1946	54	877	774	189
9.....	2082	2003	12	355	289	18
10.....	1730	2162	23	816	293	8
11.....	2618	2332	34	746	703	25
12.....	3033	3265	81	1557	1050	31
13.....	4563	2514	108	478	1643	29
14.....	3733	2537	65	585	1447	33
15.....	3191	1786	40	1165	1603	23
16.....	2335	2820	40	549	561	32
17.....	2998	2594	50	805	593	36
18.....	1698	3063	61	433	793	27
19.....	1677	3030	50	501	778	30
20.....	4973	2471	134	490	1341	24
21.....	3867	2958	78	528	1161	23
22.....	2543	2559	43	811	743	18
23.....	3014	2141	43	732	1390	19
24.....	3304	2152	47	835	834	31
25.....	8952	2924	106	743	1544	12
26.....	4693	2072	173	979	1255	37
27.....	4687	2388	138	1573	1937	46
28.....	4105	2120	94	1261	1399	34
29.....	2168	2116	43	957	1023	24
30.....	2559	3014	50	564	1282	28
31.....	4002	2099	142	912	2018	33
32.....	4876	1758	171	629	1918	17
33.....	3696	1439	140	1805	1179	51
34.....	3344	2139	65	645	1131	25
35.....	3665	1244	126	755	1252	25
Ttl. city.....	128602	83032	2645	25311	39462	1091
Cicero .....	449	190	16	98	109	2
Country .....	12630	3202	543	969	1307	38
Gr. total.....	141681	86424	3204	26378	40878	1131

Brundage's plurality—55,257.

COUNTY COMMISSIONERS.

CITY (ten to be elected).

*Edward H. Brundage, Rep.....	126,683
*Louis H. Mack, Rep.....	122,362
*William J. Umbach, Rep.....	122,853
*Oscar De Priest, Rep.....	99,815
*Carl R. Chindblom, Rep.....	119,144
*Albert G. Lanlo, Rep.....	116,806
*Max Blumenfeld, Rep.....	113,286
*W. Schrojda, Rep.....	109,652
*Joseph J. Elias, Rep.....	118,179
*Joseph M. Dennis, Rep.....	116,247
John Minwegen, Dem.....	93,836
James C. Denvir, Dem.....	82,914
Jacob A. Mueller, Dem.....	89,368
James J. Lyons, Dem.....	90,587
George Sultan, Dem.....	83,109
L. D. O'Hara, Dem.....	81,782
Albert Rose, Dem.....	83,112
Joseph A. Swift, Dem.....	84,298
H. A. Qulnan, Dem.....	81,103
Thomas Blake, Dem.....	83,429
Samuel T. Jacobs, Pro.....	2,757
John C. McCutcheon, Pro.....	3,007
Christian J. Werner, Pro.....	2,903

Charles Schoenlaub, Pro.....	3,044
Carl E. Johnson, Pro.....	2,834
Joseph F. O'Neal, Pro.....	2,802
Frederick J. Nauta, Pro.....	2,738
George Haverkamp, Pro.....	2,798
E. L. Griffith, Pro.....	2,805
Frank Engel, Pro.....	2,786
John T. Caulfield, Soc.....	25,139
Frank Schreck, Soc.....	25,279
John Schroeder, Soc.....	25,366
Nels Anderson, Soc.....	25,535
Andrew Lavin, Soc.....	25,272
Peter Cunningham, Soc.....	25,332
William Behrens, Soc.....	25,310
Henry F. Stewart, Soc.....	25,304
Charles Escher, Soc.....	25,268
Peter Gow, Soc.....	25,168
Robert Lindblom, Ind. L.....	39,903
Henry N. Miller, Ind. L.....	39,488
Charles W. Carr, Ind. L.....	39,508
Wales Nichols, Ind. L.....	39,639
Charles G. Dixon, Ind. L.....	39,457
Phillip Moran, Ind. L.....	39,364
Stephen C. Sumner, Ind. L.....	39,180
Olaf H. Jouris, Ind. L.....	38,789
Thomas P. Tobin, Ind. L.....	39,022
Frederick Hewen, Ind. L.....	38,706
Arthur McCracken, Prog. A.....	1,102
Fred Krueger, Prog. A.....	1,063
Matt. Kasper, Prog. A.....	1,073
Jas. B. Fitzpatrick, Prog. A.....	1,072
John F. Sheppard, Prog. A.....	1,046
John Kercher, Prog. A.....	1,030
James Sippey, Prog. A.....	1,001
James O'Connor, Prog. A.....	1,047
Olaf Gunderson, Prog. A.....	1,032
C. N. P. Nielsen, Prog. A.....	1,084

\*Elected.

COUNTRY (five to be elected).

*A. Van Steenberg, Rep.....	7,045
*Aug. C. Boeber, Rep.....	7,044
*James Carolan, Rep.....	6,947
*William Busse, Rep.....	7,041
*W. C. Hartray, Rep.....	6,990
J. Schwingel, Dem.....	1,877
John Blazer, Dem.....	1,898
L. Richter, Dem.....	1,883
William Shields, Dem.....	1,888
J. Laschinski, Dem.....	1,801
C. W. Sallsbury, Pro.....	360
B. F. Bishop, Pro.....	356
H. A. Harden, Pro.....	358
George P. Luce, Pro.....	365
Albert Master, Pro.....	344
August Lund, Soc.....	393
W. L. Omerod, Soc.....	389
J. J. Billinghamer, Soc.....	389
H. C. Diehl, Soc.....	391
J. P. Buckley, Soc.....	393
P. W. Dunne, Ind. L.....	595
G. B. Winter, Ind. L.....	590
C. Bechteln, Ind. L.....	579
Carl Nelson, Ind. L.....	586
G. W. Turnbull, Ind. L.....	587

\*Elected.

SANITARY DISTRICT TRUSTEES.

(Three to be elected.)

	City	Country t'ns Total
*E. I. Williams, Rep.....	123,111	6,782 130,322
*Adolph Bergman, Rep.....	121,868	6,722 129,024
*T. J. Healy, Rep.....	123,089	6,426 129,927
Wm. Gleeson, Dem.....	81,135	1,680 83,007
L. J. Coffey, Dem.....	83,452	1,703 85,347
R. C. Hall, Dem.....	79,515	2,106 81,852
E. F. Walker, Pro.....	3,136	409 3,569
L. C. Prosch, Pro.....	2,707	309 3,033
Edwin Burke, Pro.....	2,782	323 3,122
I. N. Price, Soc.....	25,622	516 26,138

	City	Country	's	Total
R. E. Olson, Soc.....	25,653	518		26,171
A. E. Carlson, Soc.....	25,677	521		26,198
W. A. Dudley, Ind. L.....	39,698	782		40,480
R. G. Fischer, Ind. L.....	39,671	783		40,454
Florian Hokek, Ind. L.....	40,232	747		40,979
T. J. McElflogg, Prog. A.....	1,037	25		1,062
F. A. Mielke, Prog. A.....	993	20		1,013
W. B. McMurray, Prog. A.....	974	19		993

\*Elected.

## MUNICIPAL COURT.

## CHIEF JUSTICE.

Harry Olson, Rep.....	119,123
Hiram T. Gilbert, Dem.....	89,505
T. J. Morgan, Soc.....	25,231
Gwynn Garnett, Ind. L.....	40,583
Edwin R. Eldridge, Prog. A.....	1,042

Olson's plurality—29,618.

## MUNICIPAL COURT JUDGES.

(Six-year term; nine to be elected.)

*Freeman K. Blake, Rep.....	120,522
*William W. Maxwell, Rep.....	109,427
*Judson F. Goings, Rep.....	114,144
*William M. Gemmill, Rep.....	109,533
*William N. Cottrell, Rep.....	116,577
*Edwin K. Walker, Rep.....	120,097
*Edward A. Dicker, Rep.....	116,199
*Isidore H. Himes, Rep.....	109,289
*Arnold Heap, Rep.....	115,229
Francis J. Sullivan, Dem.....	90,678
William H. Arthur, Dem.....	92,369
William E. Dever, Dem.....	94,943
M. J. O'Donoghue, Dem.....	81,153
John R. Caverly, Dem.....	83,766
Bernard J. Mahoney, Dem.....	81,284
Charles Werno, Dem.....	90,689
I. J. Chleski, Dem.....	79,536
Augustus Binswanger, Dem.....	81,782
Thomas J. Gault, Pro.....	2,806
William Street, Pro.....	2,613
Walter A. Caddick, Pro.....	2,544
Walter D. Hawk, Pro.....	2,583
Alonzo D. Oldfield, Pro.....	2,575
William Bross Lloyd, Soc.....	25,576
William A. Cunnea, Soc.....	25,345
Samuel Block, Soc.....	25,340
H. DeBoer, Soc.....	25,297
Daniel W. Hoan, Soc.....	25,296
Carl Strover, Soc.....	25,342
Seymour Stedman, Soc.....	25,494
Phillip Brown, Soc.....	25,383
Marcus H. Taft, Soc.....	25,354
Thomas P. Ahrens, Ind. L.....	44,032
Thos. E. D. Bradley, Ind. L.....	43,823
Elmer E. Beach, Ind. L.....	42,145
George E. Dawson, Ind. L.....	42,086
Joseph W. Errant, Ind. L.....	42,737
William E. Furness, Ind. L.....	41,913
Edwin F. Masterson, Ind. L.....	40,883
N. A. Partridge, Ind. L.....	42,176
George W. Warvelle, Ind. L.....	41,660
Frank P. McGinn, Prog. A.....	946
Ambrose A. Worsley, Prog. A.....	924
Leo A. Brunhild, Prog. A.....	1,073
Patrick J. O'Shea, Prog. A.....	974

\*Elected.

(Four-year term; nine to be elected.)

*John W. Houston, Rep.....	120,434
*John H. Hume, Rep.....	118,820
*John R. Newcomer, Rep.....	121,761
*McKenzie Cleland, Rep.....	118,059
*John C. Scovel, Rep.....	115,918
*Stephen A. Foster, Rep.....	118,407
*Frank Crowe, Rep.....	110,690
*Mancha Bruggemeyer, Rep.....	108,341
*Michael F. Griten, Rep.....	114,959
Thomas F. Scully, Dem.....	83,130
Daniel W. Harkin, Dem.....	89,078

Robert E. Lee, Dem.....	80,465
W. A. Jones, Dem.....	78,257
Eugene R. Cox, Dem.....	90,577
James C. Dooley, Dem.....	80,988
John K. Prindville, Dem.....	83,883
Joseph F. Kohout, Dem.....	82,531
John Fitzgerald, Dem.....	50,278
Daniel Donahue, Soc.....	25,324
Barnhardt Bell, Soc.....	25,242
Robert Sattiel, Soc.....	25,225
Henry G. Conrad, Soc.....	25,213
James H. Bard, Soc.....	25,203
Harry Whittemiller, Soc.....	25,217
J. M. Clifton, Soc.....	25,199
H. J. Malloy, Soc.....	25,172
James T. Hammersmark, Soc.....	25,153
Charles H. Mitchell, Ind. L.....	42,038
Robert R. Jampolis, Ind. L.....	44,193
Thomas Marshall, Ind. L.....	41,327
G. Bernhard Anderson, Ind. L.....	41,851
James Frake, Ind. L.....	41,260
William Dillon, Ind. L.....	42,422
John A. Watson, Ind. L.....	41,172
Andrew J. Hirsch, Ind. L.....	44,262
Francis S. Wilson, Ind. L.....	41,433
James M. Guthrie, Prog. A.....	1,016
Frank F. Foster, Prog. A.....	2,071
George Nat Reeves, Prog. A.....	987
William C. Snow, Prog. A.....	1,008
T. G. Vance, Prog. A.....	988

\*Elected.

(Two-year term; nine to be elected.)

*Henry C. Beidler, Rep.....	113,571
*Frank P. Sadler, Rep.....	118,639
*Max Eberhardt, Rep.....	119,875
Ferdinand L. Barnett, Rep.....	90,450
*Frederick L. Fike, Jr., Rep.....	119,346
*Adel J. Petit, Rep.....	117,206
*Charles N. Goodnow, Rep.....	118,502
*Oscar M. Torrison, Rep.....	116,948
*Hosea W. Wells, Rep.....	109,685
James A. Long, Dem.....	83,998
John A. Mahoney, Dem.....	83,779
Theodore C. Mayer, Dem.....	84,494
Charles H. Callahan, Dem.....	90,048
Charles J. Trainor, Dem.....	88,201
John W. Sutton, Dem.....	86,200
John F. Clare, Dem.....	83,829
Thomas J. Dawson, Dem.....	82,912
*Thomas B. Lantry, Dem.....	90,754
Charles Schuler, Soc.....	25,660
H. C. Dries, Soc.....	25,453
M. J. Demuth, Soc.....	25,478
Alfred B. Hvale, Soc.....	25,536
Morris Seskind, Soc.....	25,414
Herman Imhof, Soc.....	25,441
B. O'Reilly, Soc.....	25,405
William H. Simpson, Soc.....	25,421
Nicholas Brod, Soc.....	25,400
Francis X. Busch, Ind. L.....	42,727
Elmer W. Adkinson, Ind. L.....	43,296
Charles D. F. Smith, Ind. L.....	41,732
Spencer Ward, Ind. L.....	42,584
Howard O. Sprogle, Ind. L.....	42,330
Kasimir R. Zarnnecki, Ind. L.....	40,969
John C. Wilson, Ind. L.....	42,391
I. T. Greenacre, Ind. L.....	41,992
Lawrence P. Boyle, Ind. L.....	42,602

\*Elected.

## MUNICIPAL COURT CLERK.

Homer K. Galpin, Rep.....	114,355
Michael Zimmer, Dem.....	93,488
Charles F. Woerner, Soc.....	25,041
Christopher J. McGurn, Ind. L.....	39,297
Joseph L. Allabough, Prog. A.....	1,079

Galpin's plurality—20,867.

## MUNICIPAL COURT BAILIFF.

Thomas M. Hunter, Rep.....	122,083
Frank C. Burke, Dem.....	80,896

C. E. Kirkland, Soc.....	24,845
Joseph Grein, Ind. L.....	45,030
Frank H. Ray, Prog. A.....	1,058
Hunter's plurality—41,187.	

## SUPREME COURT JUDGES.

Dist. Election June 4, 1906. ✓	
1. Alouzo K. Vickers, Rep.....	35,890
Carroll C. Boggs, Dem.....	33,002
2. William M. Farmer, Dem.....	22,495
M. B. Harth, Soc.....	1,888
3. Jacob W. Wilkin, Rep.....	20,239
J. T. Jones, Soc.....	2,637
6. James B. Cartwright, Rep.....	5,717
Scattering.....	115
7. Orrin N. Carter, Rep.....	48,128
William F. Cooper, Dem.....	26,356
Elphick R. Ede, Pro.....	926
Benjamin D. Magruder, Ind.....	26,626
Scymour Stedman, Soc.....	7,203

## VOTE FOR ALDERMEN.

Ward Election April 3, 1906.	
1. Frank Norton, Rep.....	1,397
John J. Coughlin, Dem.....	5,293
Oscar Odellus, Pro.....	110
Fred Scholl, Soc.....	372
Marcus Pollasky, Ind.....	55
2. Thomas J. Dixon, Rep.....	4,221
A. B. Ferrigo, Dem.....	2,902
W. C. Benton, Soc.....	312
3. William J. Pringle, Rep.....	3,793
Louis E. Hamburg, Dem.....	2,464
C. P. Hard, Pro.....	51
Louis Dalgaard, Soc.....	340
4. John A. Ribbert, Dem.....	4,399
H. F. Smidt, Pro.....	143
David W. Walker, Soc.....	979
5. Albert C. Helser, Rep.....	2,477
James J. McCormick, Dem.....	2,915
Ralph McGregor, Pro.....	62
F. G. Wellman, Soc.....	468
P. A. Messinle, Ind.....	74
F. Heppelman, Ind.....	785
6. Arthur B. McCoid, Rep.....	6,393
Charles J. Mayer, Dem.....	3,224
E. W. Stevens, Pro.....	114
M. J. DeMuth, Soc.....	318
J. J. Willis, Ind.....	121
7. Bernard W. Snow, Rep.....	6,468
F. W. Tegtmeier, Dem.....	2,596
W. F. Mulvihill, Pro.....	1,213
A. B. Ivale, Soc.....	535
8. John H. Jones, Rep.....	2,738
John S. Derpa, Dem.....	2,939
H. N. Anderson, Pro.....	76
Theo. J. Vind, Soc.....	1,012
9. John J. Miller, Rep.....	638
Henry L. Fiek, Dem.....	2,897
David J. Vaughan, Pro.....	34
H. M. Silverberg, Soc.....	580
10. Frank J. Petru, Rep.....	1,305
Rudolph Hurt, Dem.....	2,191
Edward Dvorak, Pro.....	38
Henry Winnen, Soc.....	1,101
11. P. S. Krump, Rep.....	2,492
P. L. Hoffman, Dem.....	2,763
A. M. Frederick, Pro.....	112
William Lewin, Soc.....	969
12. Joseph Z. Uhlir, Rep.....	4,805
Dennis McLaughlin, Dem.....	2,066
H. M. Mills, Pro.....	106
Henry Hansen, Soc.....	1,442
13. George E. Nye, Rep.....	2,898
J. R. Considine, Dem.....	5,763
C. R. Pennell, Pro.....	117
J. J. Jessup, Soc.....	443
14. James H. Lawley, Rep.....	3,022
William T. Maypole, Dem.....	3,059

Ward	
Thomas Wardrope, Pro.....	94
C. O. Overland, Soc.....	384
William P. Black, Ind.....	1,628
15. A. W. Bellfuss, Rep.....	3,067
R. G. Fisher, Dem.....	3,034
C. E. Homan, Pro.....	48
A. Nicholson, Soc.....	1,002
16. John Schermann, Rep.....	3,029
Stanley H. Kunz, Dem.....	2,883
M. F. Werber, Pro.....	31
C. A. Hallbeck, Soc.....	662
17. A. Mathison, Rep.....	2,161
William E. Dever, Dem.....	4,006
J. Soderstrom, Pro.....	92
L. A. Larson, Soc.....	784
18. D. F. Murphy, Rep.....	1,156
M. C. Conlon, Dem.....	3,193
W. W. Van Arsdale, Pro.....	85
E. B. Cope, Soc.....	320
J. J. McManaman, Ind.....	1,239
19. James Ahern, Rep.....	927
Simon O'Donnell, Dem.....	2,446
F. W. Harkins, Pro.....	45
Robert Daniel, Soc.....	361
J. B. Bowler, Ind. Dem.....	2,866
20. Matt Benner, Rep.....	3,679
Nicholas R. Finn, Dem.....	4,502
E. W. Zimmerman, Pro.....	88
Charles McKay, Soc.....	330
21. Charles M. Foell, Rep.....	4,153
H. R. Eagle, Dem.....	3,493
Walter Lyons, Pro.....	100
A. W. Mance, Soc.....	513
22. Fred Licht, Rep.....	1,809
M. D. Dougherty, Dem.....	2,544
J. E. Ranenkamp, Pro.....	107
Andrew Laffin, Soc.....	1,406
23. Charles P. Schaad, Rep.....	2,458
M. J. Jacobs, Dem.....	2,968
A. C. Lehmann, Pro.....	93
Robert Saltiel, Soc.....	1,205
24. Ed. N. Case, Rep.....	1,731
Aug. Krumholz, Dem.....	3,182
John E. Larson, Pro.....	136
Ferlin Marsh, Soc.....	1,017
25. A. D. Williston, Rep.....	6,964
C. A. McDonald, Dem.....	4,114
Ezra B. Smith, Pro.....	160
A. O. Swanson, Soc.....	553
26. C. F. Newkirk, Rep.....	2,699
Peter Reibner, Dem.....	3,195
George F. Hall, Pro.....	204
L. W. Hardy, Soc.....	843
Aug. Arnold, Ind.....	1,747
27. Herman A. Ott, Rep.....	3,687
Hans Blase, Dem.....	4,081
E. H. Parkinson, Pro.....	170
Carl Strover, Soc.....	1,591
28. Adolph W. Roth, Rep.....	3,355
Daniel Herliby, Dem.....	3,884
H. Greenwood, Pro.....	83
Samuel Robbins, Soc.....	1,154
29. John Golomblewski, Rep.....	1,953
John Downey, Dem.....	1,714
Asa D. Cottam, Pro.....	48
Frank Groth, Soc.....	1,042
J. J. McGluty, Ind.....	1,945
30. M. G. Walsh, Rep.....	2,536
John J. Bradley, Dem.....	3,954
John H. Upton, Pro.....	125
John Wunderlich, Soc.....	485
31. William J. Roberts, Rep.....	4,131
Ed. Carroll, Dem.....	3,165
Jonathan Pettet, Pro.....	180
A. H. Henry, Soc.....	1,474
32. J. Badenoch, Rep.....	4,335
Philip Hesse, Dem.....	1,999
E. L. Griffith, Pro.....	813

Ward	Name	Count
	H. H. Valentine, Soc.....	646
	To fill vacancy, short term:	
	A. J. Fisher, Rep.....	4,506
	James P. Smith, Dem.....	2,169
	William C. Gibbons, Pro.....	326
	E. G. Gruhke, Soc.....	613
33.	Ernest Bihl, Rep.....	3,418
	W. W. Meeteren, Dem.....	3,208
	G. F. Ockerman, Pro.....	167
	H. J. Molloy, Soc.....	1,212
34.	J. Ruxton, Rep.....	3,017
	P. J. Nolan, Dem.....	3,086
	W. C. Nicholson, Pro.....	59
	A. E. Tyler, Soc.....	502
35.	T. M. Hunter, Rep.....	3,474
	W. W. Mills, Dem.....	2,288
	N. O. Nelson, Pro.....	101
	W. W. Harris, Soc.....	637
	R. T. Jacker, Ind.....	19
Total vote in Chicago, 264,483.		

**CIRCUIT COURT JUDGE.**

To fill vacancy. Election June 4, 1906.

Nominees	City	County	Total
Nominees—G. A. Carpenter, republican; W. A. Doyle, democrat; M. C. Harper, prohibitionist; M. H. Taft, socialist.			
Carpenter	42,059	4,466	46,525
Doyle	40,474	1,376	41,850
Harper	1,069	185	1,254
Taft	8,361	441	8,802

**COUNTY SURVEYOR.**

To fill vacancy. Election June 4, 1906.

Nominees	City	County	Total
Nominees—H. L. Emerson, republican; W. P. Feeney, democrat; Charles Watts, prohibitionist; Adolph Harrack, socialist.			
Emerson	42,324	4,511	46,835
Feeney	36,935	1,188	38,123
Watts	1,211	185	1,396
Harrack	8,467	455	8,922

**VOTE ON PROPOSITIONS.**

Election April 3, 1906.

- (1). Shall the city of Chicago proceed to operate street railways?
- (2). Shall the ordinance entitled "An ordinance authorizing the city of Chicago to construct, purchase, own and maintain

street railways within its corporate limits and providing the means therefor" passed by the city council of said city on the 18th day of January, A. D. 1906, making provision for the issue of street railway certificates not to exceed in amount \$75,000,000, be approved?

(3). Shall the city council proceed without delay to secure municipal ownership and operation of all street railways in Chicago under the Mueller law, instead of passing the pending franchise ordinances or any other ordinances granting franchises to private companies?

Ward.	(1) City Operation.		(2) Certificate Ordinance.		(3) No Franchise.	
	Yes.	No.	Yes.	No.	Yes.	No.
1.	2775	2907	2464	2718	2431	2745
2.	3221	3145	2870	2952	2897	3020
3.	2892	3230	2643	3191	2666	3205
4.	3085	1846	2863	1822	2873	1828
5.	3661	2011	3453	1869.	3439	1942
6.	3626	6178	3329	6105	3396	6137
7.	4540	5836	4254	5731	4301	5851
8.	3591	2021	3209	1925	3250	1914
9.	1546	2133	1392	2112	1408	2119
10.	2126	1556	1889	1515	1900	1487
11.	3135	2192	2826	2173	2890	2133
12.	4406	2903	3894	2864	3944	2815
13.	4555	4054	4186	3949	4222	3985
14.	3916	3387	3527	3212	3597	3312
15.	3510	3313	3102	3205	3225	3257
16.	2711	2368	2427	2248	2497	2215
17.	2995	2740	2748	2557	2751	2628
18.	2583	2488	2316	2343	2321	2367
19.	3602	1448	3260	1403	3227	1410
20.	3805	4283	3503	4230	3525	4274
21.	3776	3886	3369	3726	3370	3774
22.	2631	2241	2327	2102	2353	2148
23.	2775	3317	2529	3282	2553	3315
24.	2737	2771	2389	2754	2449	2748
25.	4240	7053	3819	6906	3981	7042
26.	3743	4215	3332	4140	3428	4159
27.	4725	4106	4225	3963	4353	3882
28.	4353	3240	3903	3176	4042	3204
29.	3218	2019	2911	1931	2917	1956
30.	4072	2017	3662	1915	3701	1985
31.	4517	3572	4185	3392	4271	3481
32.	3650	8929	3331	3817	3416	3923
33.	4574	2421	4056	2340	4184	2393
34.	3527	2589	3304	2463	3323	2552
35.	3097	2901	2758	2828	2854	2880
Total..	121916	110323	110225	106859	111855	108087

**REGISTRATION OF VOTERS IN CHICAGO.**

Wards.	1902.	1904.	Revised figures.	Wards.	1902.	1904.	1906.
1.	10,707	10,952	9,574	20.	12,315	14,190	11,319
2.	10,627	12,640	10,659	21.	11,639	13,615	10,615
3.	9,810	11,863	9,692	22.	9,544	10,333	8,018
4.	9,133	9,818	7,752	23.	8,337	10,233	8,382
5.	8,463	9,751	7,953	24.	8,113	9,829	8,323
6.	12,829	16,800	14,597	25.	12,956	17,007	16,642
7.	13,543	17,804	15,885	26.	9,019	11,545	10,871
8.	7,995	9,648	8,390	27.	9,123	12,752	12,815
9.	7,447	7,945	5,899	28.	9,995	12,191	10,516
10.	7,114	8,168	6,226	29.	8,193	9,819	8,057
11.	8,593	10,019	7,914	30.	10,167	11,881	9,668
12.	9,920	12,577	10,802	31.	10,610	13,014	11,462
13.	10,745	12,701	11,527	32.	10,429	12,660	11,384
14.	10,402	12,290	10,178	33.	9,459	11,171	9,562
15.	8,837	10,844	9,090	34.	6,403	8,330	8,887
16.	8,931	10,117	7,984	35.	6,588	8,771	8,554
17.	10,695	11,644	8,710	Cleora	912	1,159	1,090
18.	9,098	9,658	8,393				
19.	9,052	10,391	8,144				
				Totals.....	337,748	404,130	345,544

## THE PRESIDENT'S MESSAGE.

To the 59th congress, second session.

To the Senate and House of Representatives: As a nation we still continue to enjoy a literally unprecedented prosperity and it is probable that only reckless speculation and disregard of legitimate business methods on the part of the business world can materially mar this prosperity.

No congress in our time has done more good work of importance than the present congress. There were several matters left unfinished at your last session, however, which I most earnestly hope you will complete before your adjournment.

I again recommend a law prohibiting all corporations from contributing to the campaign expenses of any party. Such a bill has already passed one house of congress. Let individuals contribute as they desire, but let us prohibit in effective fashion all corporations from making contributions for any political purpose, directly or indirectly.

Another bill which has just past one house of the congress and which it is urgently necessary should be enacted into law is that conferring upon the government the right of appeal in criminal cases on questions of law. This right exists in many of the states; it exists in the District of Columbia by act of the congress. It is of course not proposed that in any case a verdict for the defendant on the merits should be set aside. Recently in one district where the government had indicted certain persons for conspiracy in connection with rebates the court sustained the defendant's demurrer, while in another jurisdiction an indictment for conspiracy to obtain rebates has been sustained by the court, convictions obtained under it and two defendants sentenced to imprisonment. The two cases referred to may not be in real conflict with each other, but it is unfortunate that there should even be an apparent conflict. At present there is no way by which the government can cause such a conflict, when it occurs, to be solved by an appeal to a higher court and the wheels of justice are blocked without any real decision of the question. I cannot too strongly urge the passage of the bill in question.

A failure to pass it will result in seriously hampering the government in its effort to obtain justice, especially against wealthy individuals or corporations who do wrong, and may also prevent the government from obtaining justice for wage workers who are not themselves able effectively to contest a case where the judgment of an inferior court has been against them. I have specifically in view a recent decision by a District judge leaving railway employes without remedy for violation of a certain so-called labor statute. It seems an absurdity to permit a single District judge, against what may be the judgment of the immense majority of his colleagues on the bench, to declare a law solemnly enacted by the congress to be "unconstitutional" and then to deny to the government the right to have the Supreme court definitely decide the question.

It is well to recollect that the real efficiency of the law often depends not upon the passage of acts as to which there is great public excitement, but upon the passage of acts of this nature as to which there is not

much public excitement, because there is little public understanding of their importance, while the interested parties are keenly alive to the desirability of defeating them. The importance of enacting into law the particular bill in question is further increased by the fact that the government has now definitely begun a policy of resorting to the criminal law in those trust and interstate-commerce cases where such a course offers a reasonable chance of success. At first, as was proper, every effort was made to enforce these laws by civil proceedings, but it has become increasingly evident that the action of the government in finally deciding, in certain cases, to undertake criminal proceedings was justifiable and that there have been some conspicuous failures in these cases, we have had many successes which have undoubtedly had a deterrent effect upon evil-doers, whether the penalty inflicted was in the shape of fine or imprisonment—and penalties of both kinds have already been inflicted by the courts. Of course, where the judge can see his way to inflict the penalty of imprisonment the deterrent effect of the punishment on other offenders is increased, but sufficiently heavy fines accomplish much.

Judge Holt of the New York District court in a recent decision admirably stated the need for treating with just severity offenders of this kind. His opinion runs in part as follows:

"The government's evidence to establish the defendant's guilt was clear, conclusive and undisputed. The case was a flagrant one. The transactions which took place under this illegal contract were very large, the amounts of rebates returned were considerable and the amount of the rebate itself was large, amounting to more than one-fifth of the entire tariff charge for the transportation of merchandise from this city to Detroit. It is not too much to say, in my opinion, that if this business was carried on for a considerable time on that basis—that is, if this discrimination in favor of this particular shipper was made with an 18 instead of a 23 cent rate and the tariff rate was maintained as against their competitors—the result might be and not improbably would be that their competitors would be driven out of business. This crime is one which in its nature is deliberate and premeditated. I think over a fortnight elapsed between the date of Palmer's letter requesting the reduced rate and the answer of the railroad company deciding to grant it and then for months afterward this business was carried on and these claims for rebates submitted month after month and checks in payment of them drawn month after month. Such a violation of the law, in my opinion, in its essential nature, is a very much more heinous act than the ordinary common, vulgar crimes which come before criminal courts constantly for punishment and which arise from sudden passion or temptation.

"This crime in this case was committed by men of education and of large business experience, whose standing in the community was such that they might have been expected to set an example of obedience to law, upon the maintenance of which alone

In this country the security of their property depends. It was committed on behalf of a great railroad corporation, which, like other railroad corporations, has received gratuitously from the state large and valuable privileges for the public's convenience and its own, which performs quasi public functions and which is charged with the highest obligation in the transaction of its business to treat the citizens of this country alike and not to carry on its business with unjust discriminations between different citizens or different classes of citizens. This crime in its nature is one usually done with secrecy and proof of which it is very difficult to obtain. The interstate-commerce act was passed in 1887, nearly twenty years ago. Ever since that time complaints of the granting of rebates by railroads have been common, urgent and insistent and altho the congress has repeatedly past legislation endeavoring to put a stop to this evil, the difficulty of obtaining proof upon which to bring prosecution in these cases is so great that this is the first case that has ever been brought in this court and, as I am informed, this case and one recently brought in Philadelphia are the only cases that have ever been brought in the eastern part of this country. In fact, but few cases of this kind have ever been brought in this country, east or west. Now, under these circumstances, I am forced to the conclusion, in a case in which the proof is so clear and the facts are so flagrant, it is the duty of the court to fix a penalty which shall in some degree be commensurate with the gravity of the offense.

"As between the two defendants, in my opinion, the principal penalty should be imposed on the corporation. The traffic manager in this case, presumably, acted without any advantage to himself and without any interest in the transaction, either by the direct authority or in accordance with what he understood to be the policy or the wishes of his employer.

"The sentence of this court in this case is that the defendant Pomeroy, for each of the six offenses upon which he has been convicted, be fined the sum of \$1,000, making six fines, amounting in all to the sum of \$6,000; and the defendant, the New York Central & Hudson River Railroad company, for each of the six crimes of which it has been convicted, be fined the sum of \$13,000, making six fines, amounting in the aggregate to the sum of \$108,000, and judgment to that effect will be entered in this case."

In connection with this matter, I would like to call attention to the very unsatisfactory state of our criminal law, resulting in large part from the habit of setting aside the judgments of inferior courts on technicalities absolutely unconnected with the merits of the case and where there is no attempt to show that there has been any failure of substantial justice. It would be well to enact a law providing something to the effect that:

No judgment shall be set aside or new trial granted in any case, civil or criminal, on the ground of misdirection of the jury or the improper admission or rejection of evidence, or for error as to any matter of pleading or procedure unless, in the opinion of the court to which the application is made, after an examination of the entire cause, it shall affirmatively appear that the

error complained of has resulted in a miscarriage of justice.

#### LAW OF INJUNCTIONS.

In my last message I suggested the enactment of a law in connection with the issuance of injunctions, attention having been sharply drawn to the matter by the demand that the right of applying injunctions in labor cases should be wholly abolished. It is at least doubtful whether a law abolishing altogether the use of injunctions in such cases would stand the test of the courts, in which case of course the legislation would be ineffective. Moreover, I believe it would be wrong altogether to prohibit the use of injunctions. It is criminal to permit sympathy for criminals to weaken our hands in upholding the law and if men seek to destroy life or property by mob violence there should be no impairment of the power of the courts to deal with them in the most summary and effective way possible. But so far as possible the abuse of the power should be provided against by some such law as I advocated last year.

In this matter of injunctions there is lodged in the hands of the judiciary a necessary power which is nevertheless subject to the possibility of grave abuse. It is a power that should be exercised with extreme care and should be subject to the jealous scrutiny of all men and condemnation should be meted out as much to the judge who fails to use it boldly when necessary as to the judge who uses it wantonly or oppressively. Of course a judge strong enough to be fit for his office will enjoin any resort to violence or intimidation, especially by conspiracy, no matter what his opinion may be of the rights of the original quarrel. There must be no hesitation in dealing with disorder. But there must likewise be no such abuse of the injunctive power as is implied in forbidding laboring men to strive for their own betterment in peaceful and lawful ways, nor must the injunction be used merely to aid some big corporation in carrying out schemes for its own aggrandizement.

It must be remembered that a preliminary injunction in a labor case, if granted without adequate proof (even when authority can be found to support the conclusions of law on which it is founded), may often settle the dispute between the parties, and therefore if improperly granted may do irreparable wrong. Yet there are many judges who assume a matter-of-course granting of a preliminary injunction to be the ordinary and proper judicial disposition of such cases, and there have undoubtedly been flagrant wrongs committed by judges in connection with labor disputes even within the last few years, altho I think much less often than in former years. Such judges by their unwise action immensely strengthen the hands of those who are striving entirely to do away with the power of injunction, and therefore such careless use of the injunctive process tends to threaten its very existence, for if the American people ever become convinced that this process is habitually abused, whether in matters affecting labor or in matters affecting corporations, it will be well-nigh impossible to prevent its abolition.

It may be the highest duty of a judge at any given moment to disregard, not merely the wishes of individuals of great political or financial power, but the overwhelming tide of public sentiment, and the judge who



does thus disregard public sentiment when it is wrong, who brushes aside the plea of any special interest when the pleading is not founded on righteousness, performs the highest service to the country. Such a judge is deserving of all honor, and all honor cannot be paid to this wise and fearless judge if we permit the growth of an absurd convention which would forbid any criticism of the judge of another type, who shows himself timid in the presence of arrogant disorder or who on insufficient grounds grants an injunction that does grave injustice, or who, in his capacity as a construer and therefore in part a maker of the law, in flagrant fashion thwarts the cause of decent government. The judge has a power over which no review can be exercised; he himself sits in review upon the acts of both the executive and legislative branches of the government; save in the most extraordinary cases he is amenable only at the bar of public opinion, and it is unwise to maintain that public opinion in reference to a man with such power shall neither be expressed nor led.

The best judges have ever been foremost to disclaim any immunity from criticism. This has been true since the days of the great English Lord Chancellor Parker, who said: "Let all people be at liberty to know what I found my judgment upon; that, so when I have given it in any cause, others may be at liberty to judge of me." The proprieties of the case were set forth with singular clearness and good temper by Judge W. H. Taft, when a United States Circuit Judge, eleven years ago, in 1895:

"The opportunity freely and publicly to criticize judicial action is of vastly more importance to the body politic than the immunity of courts and judges from unjust aspersions and attack. Nothing tends more to render judges careful in their decisions and anxiously solicitous to do exact justice than the consciousness that every act of theirs is to be subjected to the intelligent scrutiny and candid criticism of their fellow men. Such criticism is beneficial in proportion as it is fair, dispassionate, discriminating and based on a knowledge of sound legal principles. The comments made by learned text writers and by the acute editors of the various law reviews upon judicial decisions are therefore highly useful. Such critics constitute more or less impartial tribunals of professional opinion before which each judgment is made to stand or fall on its merits, and thus exert a strong influence to secure uniformity of decision. But nonprofessional criticism also is by no means without its uses, even if accompanied, as it often is, by a direct attack upon the judicial fairness and motives of the occupants of the bench, for if the law is but the essence of common sense, the protest of many average men may evidence a defect in a judicial conclusion, the based on the nicest legal reasoning and profoundest learning.

"The two important elements of moral character in a judge are an earnest desire to reach a just conclusion and courage to enforce it. In so far as fear of public comment does not affect the courage of a judge, but only spurs him on to search his conscience and to reach the result which approves itself to his inmost heart, such comment serves a useful purpose. There are few men, whether they are judges for life or

for a shorter term, who do not prefer to earn and hold the respect of all and who cannot be reached and made to pause and deliberate by hostile public criticism. In the case of judges having a life tenure, indeed, their very independence makes the right freely to comment on their decisions of greater importance, because it is the only practical and available instrument in the hands of a free people to keep such judges alive to the reasonable demands of those they serve.

"On the other hand, the danger of destroying the proper influence of judicial decisions by creating unfounded prejudices against the courts justifies and requires that unjust attacks shall be met and answered. Courts must ultimately rest their defense upon the inherent strength of the opinions they deliver as the ground for their conclusions and must trust to the calm and deliberate judgment of all the people as their best vindication."

There is one consideration which should be taken into account by the good people who carry a sound proposition to an excess in objecting to any criticism of a judge's decision. The instinct of the American people as a whole is sound in this matter. They will not subscribe to the doctrine that any public servant is to be above all criticism. If the best citizens, those most competent to express their judgment in such matters, and above all those belonging to the great and honorable profession of the bar, so profoundly influential in American life, take the position that there shall be no criticism of a judge under any circumstances, their view will not be accepted by the American people as a whole. In such event the people will turn to and tend to accept as justifiable the intemperate and improper criticism uttered by unworthy agitators. Surely it is a misfortune to leave to such critics a function, right in itself, which they are certain to abuse. Just and temperate criticism, when necessary, is a safeguard against the acceptance by the people as a whole of that intemperate antagonism toward the judiciary which must be combated by every right-thinking man, and which, if it became widespread among the people at large, would constitute a dire menace to the republic.

#### LYNCHING AND MOB VIOLENCE.

In connection with the delays of the law, I call your attention and the attention of the nation to the prevalence of crime among us, and above all to the epidemic of lynching and mob violence that springs up, now in one part of our country, now in another. Each section, north, south, east or west, has its own faults; no section can with wisdom spend its time jeering at the faults of another section; it should be busy trying to amend its own shortcomings. To deal with the crime of corruption it is necessary to have an awakened public conscience and to supplement this by whatever legislation will add speed and certainty in the execution of the law. When we deal with lynching even more is necessary. A great many white men are lynched, but the crime is peculiarly frequent in respect to black men. The greatest existing cause of lynching is the perpetration, especially by black men, of the hideous crime of rape—the most abominable in all the category of crimes, even worse than murder. Mobs frequently avenge the commission of this crime by themselves tortur-

ing to death the man committing it, thus avenging in bestial fashion a bestial deed and reducing themselves to a level with the criminal.

Lawlessness grows by what it feeds upon, and when mobs begin to lynch for rape they speedily extend the sphere of their operations and lynch for many other kinds of crimes, so that two-thirds of the lynchings are not for rape at all, while a considerable proportion of the individuals lynched are innocent of all crime.

Gov. Candler of Georgia stated on one occasion some years ago: "I can say of a verity that I have within the last month saved the lives of half a dozen innocent negroes who were pursued by the mob and brought them to trial in a court of law in which they were acquitted."

As Bishop Galloway of Mississippi has finely said: "When the rule of a mob obtains, that which distinguishes a high civilization is surrendered. The mob which lynches a negro charged with rape will in a little while lynch a white man suspected of crime. Every Christian patriot in America needs to lift up his voice in loud and eternal protest against the mob spirit that is threatening the integrity of this republic."

Gov. Jelks of Alabama has recently spoken as follows: "The lynching of any person for whatever crime is inexcusable anywhere—it is a defiance of orderly government; but the killing of innocent people under any provocation is infinitely more horrible, and yet innocent people are likely to die when a mob's terrible lust is once aroused. The lesson is this: No good citizen can afford to countenance a defiance of the statutes, no matter what the provocation. The innocent frequently suffer, and, it is my observation, more usually suffer than the guilty. The white people of the south indict the whole colored race on the ground that even the better elements lend no assistance whatever in ferreting out criminals of their own color. The respectable colored people must learn not to harbor their criminals, but to assist the officers in bringing them to justice. This is the larger crime and it provokes such atrocious offenses as the one at Atlanta. The two races can never get on until there is an understanding on the part of both to make common cause with the law-abiding against criminals of any color."

Moreover, where any crime committed by a member of one race against a member of another race is avenged in such fashion that it seems as if not the individual criminal but the whole race is attacked, the result is to exasperate to the highest degree race feeling. There is but one safe rule in dealing with black men as with white men; it is the same rule that must be applied in dealing with rich men and poor men—that is, to treat each man, whatever his color, his creed or his social position, with even-handed justice on his real worth as a man. White people owe it quite as much to themselves as to the colored race to treat well the colored man who shows by his life that he deserves such treatment, for it is surely the highest wisdom to encourage in the colored race all those individuals who are honest, industrious, law-abiding and who therefore make good and safe neighbors and citizens. Reward or punish the individual on his merits as an individual. Evil will surely come in the end to both races if we substitute for

this just rule the habit of treating all the members of the race, good and bad, alike. There is no question of "social equality" or "negro domination" involved, only the question of relentlessly punishing bad men and of securing to the good man the right to his life, his liberty and the pursuit of his happiness as his own qualities of heart, head and hand enable him to achieve it.

Every colored man should realize that the worst enemy of his race is the negro criminal and above all the negro criminal who commits the dreadful crime of rape and it should be felt as in the highest degree an offense against the whole country and against the colored race in particular for a colored man to fail to help the officers of the law in hunting down with all possible earnestness and zeal every such infamous offender. Moreover, in my judgment, the crime of rape should always be punished with death, as is the case with murder; assault with intent to commit rape should be made a capital crime, at least in the discretion of the court, and provision should be made by which the punishment may follow immediately upon the heels of the offense; while the trial should be so conducted that the victim need not be wantonly shamed while giving testimony and that the least possible publicity shall be given to the details.

The members of the white race on the other hand should understand that every lynching represents by just so much a loosening of the bands of civilization; that the spirit of lynching inevitably throws into prominence in the community all the foul and evil creatures who dwell therein. No man can take part in the torture of a human being without having his own moral nature permanently lowered. Every lynching means just so much moral deterioration in all the children who have any knowledge of it and therefore just so much additional trouble for the next generation of Americans.

Let justice be both sure and swift, but let it be justice under the law and not the wild and crooked savagery of a mob.

#### EDUCATION OF NEGROES.

There is another matter which has a direct bearing upon this matter of lynching and of the brutal crime which sometimes calls it forth and at other times merely furnishes the excuse for its existence. It is out of the question for our people as a whole permanently to rise by treading down any of their own number. Even those who themselves for the moment profit by such maltreatment of their fellows will in the long run also suffer. No more short-sighted policy can be imagined than, in the fancied interest of one class, to prevent the education of another class. The free public school, the chance for each boy or girl to get a good elementary education, lies at the foundation of our whole political situation. In every community the poorest citizens, those who need the schools most, would be deprived of them if they only received school facilities proportioned to the taxes they paid. This is as true of one portion of our country as of another. It is as true for the negro as for the white man. The white man, if he is wise, will decline to allow the negroes in a mass to grow to manhood and womanhood without education. Unquestionably education such as is obtained in our public schools does not do everything toward making a man a good citizen, but it does much. The

lowest and most brutal criminals, those for instance who commit the crime of rape, are in the great majority men who have had either no education or very little; just as they are almost invariably men who own no property; for the man who puts money by out of his earnings, like the man who acquires education, is usually lifted above mere brutal criminality.

Of course, the best type of education for the colored man, taken as a whole, is such education as is conferred in schools like Hampton and Tuskegee, where the boys and girls, the young men and young women are trained industrially as well as in the ordinary public-school branches. The graduates of these schools turn out well in the great majority of cases and hardly any of them become criminals, while what little criminality there is never takes the form of that brutal violence which invites lynch law. Every graduate of these schools—and for the matter of that every other colored man or woman—who leads a life so useful and honorable as to win the good will and respect of those whites whose neighbor he or she is thereby helps the whole colored race as it can be helped in no other way, for next to the negro himself the man who can do most to help the negro is his white neighbor who lives near him and our steady effort should be to better the relations between the two. Great too the benefit of these schools has been to their colored pupils and to the colored people, it may well be questioned whether the benefit has not been at least as great to the white people among whom these colored pupils live after they graduate.

Be it remembered, furthermore, that the individuals who, whether from folly, from evil temper, from greed for office or in a spirit of mere base demagoguery, indulge in the inflammatory and incendiary speeches and writings which tend to arouse mobs and to bring about lynching not only thus excite the mob, but also tend to what criminologists call "suggestion," greatly to increase the likelihood of a repetition of the very crime against which they are inveighing. When the mob is composed of the people of one race and the man lynched is of another race, the men who in their speeches and writings either excite or justify the action tend, of course, to excite a bitter race feeling and to cause the people of the opposite race to lose sight of the abominable act of the criminal himself and in addition by the prominence they give to the hideous deed they undoubtedly tend to excite in other brutal and depraved natures thoughts of committing it. Swift, relentless and orderly punishment under the law is the only way by which criminality of this type can permanently be suppressed.

#### LABOR AND CAPITAL.

In dealing with both labor and capital, with the questions affecting both corporations and trades unions, there is one matter more important to remember than aught else, and that is the infinite harm done by preachers of mere discontent. These are the men who seek to incite a violent class hatred against all men of wealth. They seek to turn wise and proper movements for the better control of corporations and for doing away with the abuses connected with wealth into a campaign of hysterical excitement and falsehood in which the aim is to inflame to madness the brutal passions of

mankind. The sinister demagogs and foolish visionaries who are always eager to undertake such a campaign of destruction sometimes seek to associate themselves with those working for a genuine reform in governmental and social methods and sometimes masquerade as such reformers. In reality they are the worst enemies of the cause they profess to advocate, just as the purveyors of sensational slander in newspaper or magazine are the worst enemies of all men who are engaged in an honest effort to better what is bad in our social and governmental conditions. To preach hatred of the rich man as such, to carry on a campaign of slander and invective against him, to seek to mislead and inflame to madness honest men whose lives are hard and who have not the kind of mental training which will permit them to appreciate the danger in the doctrines preached—all this is to commit a crime against the body politic and to be false to every worthy principle and tradition of American national life.

Moreover, while such preaching and such agitation may give a livelihood and a certain notoriety to some of those who take part in it and may result in the temporary political success of others, in the long run every such movement will either fail or else will provoke a violent reaction, which will itself result not merely in undoing the mischief wrought by the demagog and the agitator but also in undoing the good that the honest reformer, the true upholder of popular rights, has painfully and laboriously achieved. Corruption is never so rife as in communities where the demagog and the agitator bear full sway, because in such communities all moral bands become loosened and hysteria and sensationalism replace the spirit of sound judgment and fair dealing as between man and man. In sheer revolt against the squalid anarchy thus produced men are sure in the end to turn toward any leader who can restore order and then their relief at being free from the intolerable burdens of class hatred, violence and demagoguery is such that they cannot for some time be aroused to indignation against misdeeds by men of wealth, so that they permit a new growth of the very abuses which were in part responsible for the original outbreak.

The one hope for success for our people lies in a resolute and fearless but sane and cool-headed advance along the path marked out last year by this very congress. There must be a stern refusal to be misled into following either that base creature who appeals and panders to the lowest instincts and passions in order to arouse one set of Americans against their fellows, or that other creature, equally base but no baser, who in a spirit of greed or to accumulate or add to an already huge fortune seeks to exploit his fellow Americans with callous disregard to their welfare of soul and body. The man who debauches others in order to obtain a high office stands on an evil equality of corruption with the man who debauches others for financial profit and when hatred is sown the crop which springs up can only be evil.

The plain people who think—the mechanics, farmers, merchants, workers with head or hand, the men to whom American traditions are dear, who love their country and try to act decently by their neighbors, owe

It to themselves to remember that the most damaging blow that can be given popular government is to elect an unworthy and sinister agitator on a platform of violence and hypocrisy. Whenever such an issue is raised in this country nothing can be gained by finching from it, for in such case democracy is itself on trial, popular self-government under republican forms is itself on trial. The triumph of the mob is just as evil a thing as the triumph of the plutocracy and to have escaped one danger avails nothing whatever if we succumb to the other.

In the end the honest man, whether rich or poor, who earns his own living and tries to deal justly by his fellows has as much to fear from the insincere and unworthy demagog, promising much and performing nothing, or else performing nothing but evil, who would set on the mob to plunder the rich, as from the crafty corruptionist, who, for his own ends, would permit the common people to be exploited by the very wealthy. If we ever let this government fall into the hands of men of either of these two classes we shall show ourselves false to America's past. Moreover, the demagog and the corruptionist often work hand in hand. There are at this moment wealthy reactionaries of such obtuse morality that they regard the public servant who prosecutes them when they violate the law, or who seeks to make them bear their proper share of the public burdens, as being even more objectionable than the violent agitator who hounds on the mob to plunder the rich. There is nothing to choose between such a reactionary and such an agitator; fundamentally they are alike in their selfish disregard of the rights of others and it is natural that they should join in opposition to any movement of which the aim is fearlessly to do exact and even justice to all.

#### RAILWAY EMPLOYEES' HOURS.

I call your attention to the need of passing the bill limiting the number of hours of employment of railroad employes. The measure is a very moderate one and I can conceive of no serious objection to it. Indeed, so far as it is in our power, it should be our aim steadily to reduce the number of hours of labor, with as a goal the general introduction of an eight-hour day. There are industries in which it is not possible that the hours of labor should be reduced, just as there are communities not far enough advanced for such a movement to be for their good, or, if in the tropics, so situated that there is no analogy between their needs and ours in this matter. On the isthmus of Panama, for instance, the conditions are in every way so different from what they are here that an eight-hour day would be absurd, just as it is absurd, so far as the isthmus is concerned, where white labor cannot be employed, to bother as to whether the necessary work is done by alien black men or by alien yellow men. But the wage workers of the United States are of so high a grade that alike from the merely industrial standpoint and from the civic standpoint it should be our object to do what we can in the direction of securing the general observance of an eight-hour day. Until recently the eight-hour law on our federal statute books has been very scantily observed. Now, however, largely thru the instrumentality of the bureau of labor, it is

being rigidly enforced and I shall speedily be able to say whether or not there is need of further legislation in reference thereto, for our purpose is to see it obeyed in spirit no less than in letter. Half holidays during summer should be established for government employes; it is as desirable for wage workers who toil with their hands as for salaried officials whose labor is mental that there should be a reasonable amount of holiday.

The congress at its last session wisely provided for a truant court for the District of Columbia, a marked step in advance on the path of properly caring for the children. Let me again urge that the congress provide for a thoro investigation of the conditions of child labor and of the labor of women in the United States. More and more our people are growing to recognize the fact that the questions which are not merely of industrial but of social importance outweigh all others, and these two questions most emphatically come in the category of those which affect in the most far-reaching way the home life of the nation. The horrors incident to the employment of young children in factories or at work anywhere are a blot on our civilization. It is true that each state must ultimately settle the question in its own way, but a thoro official investigation of the matter, with the results published broadcast, would greatly help toward arousing the public conscience and securing unity of state action in the matter. There is, however, one law on the subject which should be enacted immediately, because there is no need for an investigation in reference thereto, and the failure to enact it is discredit to the national government. A drastic and thoroughgoing child-labor law should be enacted for the District of Columbia and the territories.

Among the excellent laws which the congress past at the last session was an employers' liability law. It was a marked step in advance to get the recognition of employers' liability on the statute books, but the law did not go far enough. In spite of all precautions exercised by employers there are unavoidable accidents and even deaths involved in nearly every line of business connected with the mechanic arts. This inevitable sacrifice of life may be reduced to a minimum, but it cannot be completely eliminated. It is a great social injustice to compel the employe, or rather the family of the killed or disabled victim, to bear the entire burden of such an inevitable sacrifice. In other words, society shirks its duty by laying the whole cost on the victim, whereas the injury comes from what may be called the legitimate risks of the trade. Compensation for accidents or deaths due in any line of industry to the actual conditions under which that industry is carried on should be paid by that portion of the community for the benefit of which the industry is carried on—that is, by those who profit by the industry. If the entire trade risk is placed upon the employe he will promptly and properly add it to the legitimate cost of production and assess it proportionately upon the consumers of his commodity. It is therefore clear to my mind that the law should place this entire "risk of trade" upon the employer. Neither the federal law nor, as far as I am informed, the state laws dealing with the question of employers' liability are sufficiently thoroughgoing. The federal law

should of course include employes in navy yards, arsenals and the like.

The commission appointed by the president Oct. 16, 1902, at the request of both the anthracite coal operators and miners, to inquire into, consider and pass upon the questions in controversy in connection with the strike in the anthracite regions of Pennsylvania and the causes out of which the controversy arose, in their report, findings and award express the belief that "the state and federal governments should provide the machinery for what may be called the compulsory investigation of controversies between employers and employes when they arise." This expression of belief is deserving of the favorable consideration of the congress and the enactment of its provisions into law. A bill has already been introduced to this end.

Records show that during the twenty years from Jan. 1, 1881, to Dec. 31, 1900, there were strikes affecting 117,509 establishments and 6,105,694 employes were thrown out of employment. During the same period there were 1,005 lockouts, involving nearly 10,000 establishments, throwing over 1,000,000 people out of employment. These strikes and lockouts involved an estimated loss to employes of \$307,000,000 and to employers of \$143,000,000, a total of \$450,000,000. The public suffered directly and indirectly probably as great additional loss. But the money loss, great as it was, did not measure the anguish and suffering endured by the wives and children of employes whose pay stopped when their work stopped or the disastrous effect of the strike or lockout upon the business of employers or the increase in the cost of products and the inconvenience and loss to the public.

Many of these strikes and lockouts would not have occurred had the parties to the dispute been required to appear before an unprejudiced body representing the nation and, face to face, state the reasons for their contention. In most instances the dispute would doubtless be found to be due to a misunderstanding by each of the other's rights, aggravated by an unwillingness of either party to accept as true the statements of the other as to the justice or injustice of the matters in dispute. The exercise of a judicial spirit by a disinterested body representing the federal government, such as would be provided by a commission on conciliation and arbitration, would tend to create an atmosphere of friendliness and conciliation between contending parties, and the giving each side an equal opportunity to present fully its case in the presence of the other would prevent many disputes from developing into serious strikes or lockouts and in other cases would enable the commission to persuade the opposing parties to come to terms.

In this age of great corporate and labor combinations neither employers nor employes should be left completely at the mercy of the stronger party to a dispute, regardless of the righteousness of their respective claims. The proposed measure would be in the line of securing recognition of the fact that in many strikes the public has itself an interest which cannot wisely be disregarded, an interest not merely of general convenience, for the question of a just and proper public policy must also be considered. In all legislation of this kind it is well to advance cautiously, testing each step by the actual results; the step proposed can surely

be safely taken, for the decisions of the commission would not blind the parties in legal fashion and yet would give a chance for public opinion to crystallize and thus to exert its full force for the right.

It is not wise that the nation should alienate its remaining coal lands. I have temporarily withdrawn from settlement all the lands which the geological survey has indicated as containing, or in all probability containing, coal. The question, however, can be properly settled only by legislation which in my judgment should provide for the withdrawal of these lands from sale or from entry, save in certain especial circumstances. The ownership would then remain in the United States, which should not, however, attempt to work them, but permit them to be worked by private individuals under a royalty system, the government keeping such control as to permit it to see that no excessive price was charged consumers. It would, of course, be as necessary to supervise the rates charged by the common carriers to transport the product as the rates charged by those who mine it, and the supervision must extend to the conduct of the common carriers, so that they shall in no way favor one competitor at the expense of another. The withdrawal of these coal lands would constitute a policy analogous to that which has been followed in withdrawing the forest lands from ordinary settlement. The coal, like the forests, should be treated as the property of the public and its disposal should be under conditions which would inure to the benefit of the public as a whole.

#### RAILWAY-RATE LAW.

The present congress has taken long strides in the direction of securing proper supervision and control by the national government over corporations engaged in interstate business—and the enormous majority of corporations of any size are engaged in interstate business. The passage of the railway-rate bill, and only to a less degree the passage of the pure-food bill, and the provision for increasing and rendering more effective national control over the beef-packing industry, mark an important advance in the proper direction. In the short session it will perhaps be difficult to do much further along this line, and it may be best to wait until the laws have been in operation for a number of months before endeavoring to increase their scope, because only operation will show with exactness their merits and their shortcomings and thus give opportunity to define what further remedial legislation is needed. Yet in my judgment it will in the end be advisable in connection with the packing-house inspection law to provide for putting a date on the label and for charging the cost of inspection to the packers. All these laws have already justified their enactment.

The interstate-commerce law, for instance, has rather amusingly falsified the predictions both of those who asserted that it would ruin the railroads and of those who asserted that it did not go far enough and would accomplish nothing. During the last five months the railroads have shown increased earnings and some of them unusual dividends, while during the same period the mere taking effect of the law has produced an unprecedented, a hitherto unheard of, number of voluntary reductions in freights and fares by the railroads. Since the found-

ing of the commission there has never been a time of equal length in which anything like so many reduced tariffs have been put into effect. On Aug. 27, for instance, two days before the new law went into effect, the commission received notices of over 5,000 separate tariffs which represented reductions from previous rates.

It must not be supposed, however, that with the passage of these laws it will be possible to stop progress along the line of increasing the power of the national government over the use of capital in interstate commerce. For example, there will ultimately be need of enlarging the powers of the interstate-commerce commission along several different lines, so as to give it a larger and more efficient control over the railroads.

It can not too often be repeated that experience has conclusively shown the impossibility of securing by the actions of nearly half a hundred different state legislatures anything but ineffective chaos in the way of dealing with the great corporations which do not operate exclusively within the limits of any one state. In some method, whether by a national license law or in other fashion, we must exercise, and that at an early date, a far more complete control than at present over these great corporations—a control that will among other things prevent the evils of excessive overcapitalization, and that will compel the disclosure by each big corporation of its stockholders and of its properties and business, whether owned directly or thru subsidiary or affiliated corporations. This will tend to put a stop to the securing of inordinate profits by favored individuals at the expense whether of the general public, the stockholders or the wage workers. Our effort should be not so much to prevent consolidation as such, but so to supervise and control it as to see that it results in no harm to the people.

The reactionary or ultraconservative apologists for the misuse of wealth assail the effort to secure such control as a step toward socialism. As a matter of fact it is these reactionaries and ultraconservatives who are themselves most potent in increasing socialistic feeling. One of the most efficient methods of averting the consequences of a dangerous agitation, which is 80 per cent wrong, is to remedy the 20 per cent of evil as to which the agitation is well founded. The best way to avert the very undesirable move for the governmental ownership of railways is to secure by the government on behalf of the people as a whole such adequate control and regulation of the great interstate common carriers as will do away with the evils which give rise to the agitation against them.

So the proper antidote to the dangerous and wicked agitation against the men of wealth as such is to secure by proper legislation and executive action the abolition of the grave abuses which actually do obtain in connection with the business use of wealth under our present system—or rather no system—of failure to exercise any adequate control at all. Some persons speak as if the exercise of such governmental control would do away with the freedom of individual initiative and dwarf individual effort. This is not a fact. It would be a veritable calamity to fail to put a premium upon individual initiative, individual ca-

pacify and effort; upon the energy, character and foresight which it is so important to encourage in the individual. But as a matter of fact the deadening and degrading effect of pure socialism, and especially of its extreme form, communism, and the destruction of individual character which they would bring about, are in part achieved by the wholly unregulated competition which results in a single individual or corporation rising at the expense of all others until his or its rise effectually checks all competition and reduces former competitors to a position of utter inferiority and subordination.

In enacting and enforcing such legislation as this congress already has to its credit, we are working on a coherent plan with the steady endeavor to secure the needed reform by the joint action of the moderate men, the plain men who do not wish anything hysterical or dangerous, but who do intend to deal in resolute common-sense fashion with the real and great evils of the present system. The reactionaries and the violent extremists show symptoms of joining hands against us. Both assert, for instance, that if logical, we should go to government ownership of railroads and the like; the reactionaries because on such an issue they think the people would stand with them, while the extremists care rather to preach discontent and agitation than to achieve solid results. As a matter of fact, our position is as remote from that of the Bourbon reactionary as from that of the impracticable or sinister visionary. We hold that the government should not conduct the business of the nation, but that it should exercise such supervision as will insure its being conducted in the interest of the nation. Our aim is, so far as may be, to secure for all decent, hard-working men equality of opportunity and equality of burden.

The actual working of our laws has shown that the effort to prohibit all combination, good or bad, is noxious where it is not ineffective. Combination of capital like combination of labor is a necessary element of our present industrial system. It is not possible completely to prevent it; and if it were possible, such complete prevention would do damage to the body politic. What we need is not vainly to try to prevent all combination, but to secure such rigorous and adequate control and supervision of the combinations as to prevent their injuring the public, or existing in such form as inevitably to threaten injury—for the mere fact that a combination has secured practically complete control of a necessary of life would under any circumstances show that such combination was to be presumed to be adverse to the public interest.

It is unfortunate that our present laws should forbid all combinations, instead of sharply discriminating between those combinations which do good and those combinations which do evil. Rebates, for instance, are as often due to the pressure of big shippers (as was shown in the investigation of the Standard Oil company and as has been shown since by the investigation of the tobacco and sugar trusts) as to the initiative of big railroads. Often railroads would like to combine for the purpose of preventing a big shipper from maintaining improper advantages at the expense of small shippers and of the general public. Such a combina-

tion, instead of being forbidden by law, should be favored. In other words, it should be permitted to railroads to make agreements, provided these agreements were sanctioned by the interstate-commerce commission and were published. With these two conditions complied with it is impossible to see what harm such a combination could do to the public at large.

It is a public evil to have on the statute books a law incapable of full enforcement because both judges and juries realize that its full enforcement would destroy the business of the country; for the result is to make decent railroad men violators of the law against their will and to put a premium on the behavior of the wilful wrongdoers. Such a result in turn tends to throw the decent man and the wilful wrongdoer into close association and in the end to drag down the former to the latter's level; for the man who becomes a lawbreaker in one way unhappily tends to lose all respect for law and to be willing to break it in many ways.

No more scathing condemnation could be visited upon a law than is contained in the words of the interstate-commerce commission when, in commenting upon the fact that the numerous joint traffic associations do technically violate the law, they say: "The decision of the United States Supreme court in the Trans-Missouri case and the Joint Traffic association case has produced no practical effect upon the railway operations of the country. Such associations, in fact, exist now as they did before these decisions and with the same general effect. In justice to all parties we ought probably to add that it is difficult to see how our interstate railways could be operated with due regard to the interest of the shipper and the railway without concerted action of the kind afforded thru these associations."

This means that the law as construed by the Supreme court is such that the business of the country can not be conducted without breaking it. I recommend that you give careful and early consideration to this subject and if you find the opinion of the interstate-commerce commission justified that you amend the law so as to obviate the evil disclosed.

#### INHERITANCE AND INCOME TAXES.

The question of taxation is difficult in any country, but it is especially difficult in ours with its federal system of government. Some taxes should on every ground be levied in a small district for use in that district. Thus the taxation of real estate is peculiarly one for the immediate locality in which the real estate is found. Again, there is no more legitimate tax for any state than a tax on the franchises conferred by that state upon street railroads and similar corporations which operate wholly within the state boundaries, sometimes in one and sometimes in several municipalities or other minor divisions of the state. But there are many kinds of taxes which can only be levied by the general government so as to produce the best results, because, among other reasons, the attempt to impose them in one particular state too often results merely in driving the corporation or individual affected to some other locality or other state.

The national government has long derived its chief revenue from a tariff on imports

and from an internal or excise tax. In addition to these there is every reason why, when next our system of taxation is revised, the national government should impose a graduated inheritance tax and, if possible, a graduated income tax. The man of great wealth owes a peculiar obligation to the state, because he derives special advantages from the mere existence of government. Not only should he recognize this obligation in the way he leads his daily life and in the way he earns and spends his money, but it should also be recognized by the way in which he pays for the protection the state gives him. On the one hand it is desirable that he should assume his full and proper share of the burden of taxation; on the other hand, it is quite as necessary that in this kind of taxation, where the men who vote the tax pay but little of it, there should be clear recognition of the danger of inaugurating any such system save in a spirit of entire justice and moderation.

Whenever we as a people undertake to remodel our taxation system along the lines suggested we must make it clear beyond peradventure that our aim is to distribute the burden of supporting the government more equitably than at present; that we intend to treat rich man and poor man on a basis of absolute equality and that we regard it as equally fatal to true democracy to do or permit injustice to the one as to do or permit injustice to the other.

I am well aware that such a subject as this needs long and careful study in order that the people may become familiar with what is proposed to be done, may clearly see the necessity of proceeding with wisdom and self-restraint, and may make up their minds just how far they are willing to go in the matter; while only trained legislators can work out the project in necessary detail. But I feel that in the near future our national legislators should enact a law providing for a graduated inheritance tax by which a steadily increasing rate of duty should be put upon all moneys or other valuables coming by gift, bequest or devise to any individual or corporation. It may be well to make the tax heavy in proportion as the individual benefited is remote of kin. In any event, in my judgment the pro rata of the tax should increase very heavily with the increase of the amount left to any one individual after a certain point has been reached.

It is most desirable to encourage thrift and ambition, and a potent source of thrift and ambition is the desire on the part of the breadwinner to leave his children well off. This object can be attained by making the tax very small on moderate amounts of property left; because the prime object should be to put a constantly increasing burden on the inheritance of those swollen fortunes which it is certainly of no benefit to this country to perpetuate.

There can be no question of the ethical propriety of the government thus determining the conditions upon which any gift or inheritance should be received. Exactly how far the inheritance tax would, as an incident, have the effect of limiting the transmission by devise or gift of the enormous fortunes in question it is not necessary at present to discuss. It is wise that progress in this direction should be gradual. At first a permanent national inheritance tax,

while it might be more substantial than any such tax has hitherto been, need not approximate, either in amount or in the extent of the increase by graduation, to what such a tax should ultimately be.

This species of tax has again and again been imposed, altho only temporarily, by the national government. It was first imposed by the act of July 6, 1797, when the makers of the constitution were alive and at the head of affairs. It was a graduated tax; the small in amount, the rate was increased with the amount left to any individual, exceptions being made in the case of certain close kin. A similar tax was again imposed by the act of July 1, 1862; a minimum sum of \$1,000 in personal property being excepted from taxation, the tax then becoming progressive according to the remoteness of kin. The war-revenue act of June 13, 1898, provided for an inheritance tax on any sum exceeding the value of \$10,000, the rate of the tax increasing both in accordance with the amounts left and in accordance with the legatee's remoteness of kin. The Supreme court has held that the succession tax imposed at the time of the civil war was not a direct tax, but an impost or excise which was both constitutional and valid. More recently the court, in an opinion delivered by Mr. Justice White, which contained an exceedingly able and elaborate discussion of the powers of the congress to impose death duties, sustained the constitutionality of the inheritance-tax feature of the war-revenue act of 1898.

In its incidents and apart from the main purpose of raising revenue, an income tax stands on an entirely different footing from an inheritance tax, because it involves no question of the perpetuation of fortunes swollen to an unhealthy size. The question is in its essence a question of the proper adjustment of burdens to benefits. As the law now stands it is undoubtedly difficult to devise a national income tax which shall be constitutional. But whether it is absolutely impossible is another question; and if possible it is most certainly desirable. The first purely income-tax law was past by the congress in 1861, but the most important law dealing with the subject was that of 1894. This the court held to be unconstitutional.

The question is undoubtedly very intricate, delicate and troublesome. The decision of the court was only reached by one majority. It is the law of the land and of course is accepted as such and loyally obeyed by all good citizens. Nevertheless, the hesitation evidently felt by the court as a whole in coming to a conclusion, when considered together with the previous decisions on the subject, may perhaps indicate the possibility of devising a constitutional income-tax law which shall substantially accomplish the results aimed at. The difficulty of amending the constitution is so great that only real necessity can justify a resort thereto. Every effort should be made in dealing with this subject, as with the subject of the proper control by the national government over the use of corporate wealth in interstate business, to devise legislation which without such action shall attain the desired end; but if this fails there will ultimately be no alternative to a constitutional amendment.

#### TECHNICAL EDUCATION.

It would be impossible to overstate (tho it is of course difficult quantitatively to

measure) the effect upon a nation's growth to greatness of what may be called organized patriotism, which necessarily includes the substitution of a national feeling for mere local pride, with as a resultant a high ambition for the whole country. No country can develop its full strength so long as the parts which make up the whole each put a feeling of loyalty to the part above the feeling of loyalty to the whole. This is true of sections and it is just as true of classes. The industrial and agricultural classes must work together, capitalists and wage workers must work together if the best work of which the country is capable is to be done. It is probable that a thoroughly efficient system of education comes next to the influence of patriotism in bringing about national success of this kind. Our federal form of government, so fruitful of advantage to our people in certain ways, in other ways undoubtedly limits our national effectiveness.

It is not possible, for instance, for the national government to take the lead in technical industrial education, to see that the public school system of this country develops on all its technical, industrial, scientific and commercial sides. This must be left primarily to the several states. Nevertheless, the national government has control of the schools of the District of Columbia and it should see that these schools promote and encourage the fullest development of the scholars in both commercial and industrial training. The commercial training should in one of its branches deal with foreign trade. The industrial training is even more important. It should be one of our prime objects as a nation, so far as feasible, constantly to work toward putting the mechanic, the wage worker who works with his hands, on a higher plane of efficiency and reward, so as to increase his effectiveness in the economic world and the dignity, the remuneration and the power of his position in the social world.

Unfortunately, at present the effect of some of the work in the public schools is in the exactly opposite direction. If boys and girls are trained merely in literary accomplishments, to the total exclusion of industrial, manual and technical training, the tendency is to unfit them for industrial work and to make them reluctant to go into it or unfitted to do well if they do go into it. This is a tendency which should be strenuously combated. Our industrial development depends largely upon technical education, including in this term all industrial education, from that which fits a man to be a good mechanic, a good carpenter or blacksmith, to that which fits a man to do the greatest engineering feat. The skilled mechanic, the skilled workman, can best become such by technical industrial education. The far-reaching usefulness of institutes of technology and schools of mines or of engineering is now universally acknowledged and no less far reaching is the effect of a good building or mechanical trades school, a textile or watchmaking or engraving school. All such training must develop not only manual dexterity but industrial intelligence. In international rivalry this country does not have to fear the competition of pauper labor as much as it has to fear the educated labor of specially trained competitors; and we should have the edu-



cation of the hand, eye and brain which will fit us to meet such competition.

In every possible way we should help the wage worker who toils with his hands and who must (we hope in a constantly increasing measure) also toil with his brain. Under the constitution the national legislature can do but little of direct importance for his welfare save where he is engaged in work which permits it to act under the interstate-commerce clause of the constitution; and this is one reason why I so earnestly hope that both the legislative and judicial branches of the government will construe this clause of the constitution in the broadest possible manner. We can, however, in such a matter as industrial training, in such a matter as child labor and factory laws set an example to the states by enacting the most advanced legislation that can wisely be enacted for the District of Columbia.

The only other persons whose welfare is as vital to the welfare of the whole country as is the welfare of the wage workers are the tillers of the soil, the farmers. It is a mere truism to say that no growth of cities, no growth of wealth, no industrial development can atone for any falling off in the character and standing of the farming population. During the last few decades this fact has been recognized with ever-increasing clearness. There is no longer any failure to realize that farming, at least in certain branches, must become a technical and scientific profession. This means that there must be open to farmers the chance for technical and scientific training, not theoretical merely, but of the most severely practical type. The farmer represents a peculiarly high type of American citizenship and he must have the same chance to rise and develop as other American citizens have. Moreover, it is exactly as true of the farmer as it is of the business man and the wage worker that the ultimate success of the nation of which he forms a part must be founded not alone on material prosperity but upon high moral, mental and physical development. This education of the farmer—self-education by preference, but also education from the outside, as with all other men—is peculiarly necessary here in the United States, where the frontier conditions even in the newest states have now nearly vanished, where there must be a substitution of a more intensive system of cultivation for the old wasteful farm management, and where there must be a better business organization among the farmers themselves.

Several factors must co-operate in the improvement of the farmer's condition. He must have the chance to be educated in the widest possible sense—in the sense which keeps ever in view the intimate relationship between the theory of education and the facts of life. In all education we should widen our aims. It is a good thing to produce a certain number of trained scholars and students; but the education superintended by the state must seek rather to produce a hundred good citizens than merely one scholar and it must be turned now and then from the textbook to the study of the great book of nature itself. This is especially true of the farmer, as has been pointed out again and again by all observers most competent to pass practical judgment on the problems of our country life. All students

now realize that education must seek to train the executive powers of young people and to confer more real significance upon the phrase "dignity of labor" and to prepare the pupils so that in addition to each developing in the highest degree his individual capacity for work they may together help create a right public opinion and show in many ways social and co-operative spirit.

Organization has become necessary in the business world and it has accomplished much for good in the world of labor. It is no less necessary for farmers. Such a movement as the grange movement is good in itself and is capable of a well-nigh infinite further extension for good so long as it is kept to its own legitimate business. The benefits to be derived by the association of farmers for mutual advantage are partly economic and partly sociological.

Moreover, while in the long run voluntary effort will prove more efficacious than government assistance, while the farmers must primarily do most for themselves, yet the government can also do much. The department of agriculture has broken new ground in many directions and year by year it finds how it can improve its methods and develop fresh usefulness. Its constant effort is to give the governmental assistance in the most effective way; that is, thru associations of farmers rather than to or thru individual farmers. It is also striving to co-ordinate its work with the agricultural departments of the several states and so far as its own work is educational to co-ordinate it with the work of other educational authorities. Agricultural education is necessarily based upon general education, but our agricultural educational institutions are wisely specializing themselves, making their courses relate to the actual teaching of the agricultural and kindred sciences to young country people or young city people who wish to live in the country.

Great progress has already been made among farmers by the creation of farmers' institutes, of dairy associations, of breeders' associations, horticultural associations and the like. A striking example of how the government and the farmers can co-operate is shown in connection with the menace offered to the cotton growers of the southern states by the advance of the boll weevil. The department is doing all it can to organize the farmers in the threatened districts, just as it has been doing all it can to organize them in aid of its work to eradicate the cattle-fever tick in the south. The department can and will co-operate with all such associations and it must have their help if its own work is to be done in the most efficient style.

Much is now being done for the states of the Rocky mountains and great plains thru the development of the national policy of irrigation and forest preservation; no government policy for the betterment of our internal conditions has been more fruitful of good than this. The forests of the White mountains and southern Appalachian regions should also be preserved, and they cannot be unless the people of the states in which they lie, thru their representatives in the congress, secure vigorous action by the national government.

I invite the attention of the congress to the estimate of the secretary of war for an appropriation to enable him to begin the

preliminary work for the construction of a memorial amphitheater at Arlington. The Grand Army of the Republic in its national encampment has urged the erection of such an amphitheater as necessary for the proper observance of Memorial day and as a fitting monument to the soldier and sailor dead buried there. In this I heartily concur and commend the matter to the favorable consideration of the congress.

#### MARRIAGE AND DIVORCE.

I am well aware of how difficult it is to pass a constitutional amendment. Nevertheless, in my judgment, the whole question of marriage and divorce should be relegated to the authority of the national congress. At present the wide differences in the laws of the different states on this subject result in scandals and abuses; and surely there is nothing so vitally essential to the welfare of the nation, nothing around which the nation should so bend itself to throw every safeguard as the home life of the average citizen. The change would be good from every standpoint. In particular it would be good because it would confer on the congress the power at once to deal radically and efficiently with polygamy, and this should be done whether or not marriage and divorce are dealt with. It is neither safe nor proper to leave the question of polygamy to be dealt with by the several states. Power to deal with it should be conferred on the national government.

When home ties are loosened, when men and women cease to regard a worthy family life with all its duties fully performed and all its responsibilities lived up to as the life best worth living, then evil days for the commonwealth are at hand.

There are regions in our land and classes of our population where the birth rate has sunk below the death rate. Surely it should need no demonstration to show that wilful sterility is, from the standpoint of the nation, from the standpoint of the human race, the one sin for which the penalty is national death, race death; a sin for which there is no atonement; a sin which is the more dreadful exactly in proportion as the men and women guilty thereof are in other respects, in character and bodily and mental powers, those whom for the sake of the state it would be well to see the fathers and mothers of many healthy children, well brought up in homes made happy by their presence. No man, no woman, can shirk the primary duties of life, whether for love of ease and pleasure or for any other cause, and retain his or her self-respect.

Let me once again call the attention of the congress to two subjects concerning which I have frequently before communicated with them. One is the question of developing American shipping. I trust that a law embodying in substance the views, or a major part of the views, expressed in the report on this subject laid before the house at its last session will be past. I am well aware that in former years objectionable measures have been proposed in reference to the encouragement of American shipping, but it seems to me that the proposed measure is as nearly unobjectionable as any can be. It will of course benefit primarily our seaboard states, such as Maine, Louisiana and Washington, but what benefits part of our people in the end benefits all, just as government aid to irrigation and forestry in

the west is really of benefit not only to the Rocky mountain states but to all our country. If it prove impracticable to enact a law for the encouragement of shipping generally, then at least provision should be made for better communication with South America, notably for fast mail lines to the chief South American ports. It is discreditable to us that our business people, for lack of direct communication in the shape of lines of steamers with South America, should in that great sister continent be at a disadvantage compared to the business people of Europe.

#### CURRENCY LAWS.

I especially call your attention to the second subject, the condition of our currency laws. The national bank act has ably served a great purpose in aiding the enormous business development of the country and within ten years there has been an increase in circulation per capita from \$21.41 to \$33.08. For several years evidence has been accumulating that additional legislation is needed. The recurrence of each crop season emphasizes the defects of the present laws. There must soon be a revision of them, because to leave them as they are means to incur liability of business disaster. Since your body adjourned there has been a fluctuation in the interest on call money from 2 per cent to 30 per cent and the fluctuation was even greater during the preceding six months. The secretary of the treasury had to step in and by wise action put a stop to the most violent period of oscillation. Even worse than such fluctuation is the advance in commercial rates and the uncertainty felt in the sufficiency of credit even at high rates. All commercial interests suffer during each crop period. Excessive rates for call money in New York attract money from the interior banks into the speculative field; this depletes the fund that would otherwise be available for commercial uses and commercial borrowers are forced to pay abnormal rates, so that each fall a tax in the shape of increased interest charges is placed on the whole commerce of the country.

The mere statement of these facts shows that our present system is seriously defective. There is need of a change. Unfortunately, however, many of the proposed changes must be ruled from consideration because they are complicated, are not easy of comprehension and tend to disturb existing rights and interests. We must also rule out any plan which would materially impair the value of the United States 2 per cent bonds now pledged to secure circulation, the issue of which was made under conditions peculiarly creditable to the treasury. I do not press any especial plan. Various plans have recently been proposed by expert committees of bankers. Among the plans which are possibly feasible and which certainly should receive your consideration is that repeatedly brought to your attention by the present secretary of the treasury, the essential features of which have been approved by many prominent bankers and business men. According to this plan national banks should be permitted to issue a specified proportion of their capital in notes of a given kind, the issue to be taxed at so high a rate as to drive the notes back when not wanted in legitimate trade. This plan would not permit the issue of currency to give banks additional profits, but to meet

the emergency presented by times of stringency.

I do not say that this is the right system. I only advance it to emphasize my belief that there is need for the adoption of some system which shall be automatic and open to all sound banks so as to avoid all possibility of discrimination and favoritism. Such a plan would tend to prevent the spasms of high money and speculation which now obtain in the New York market, for at present there is too much currency at certain seasons of the year and its accumulation at New York tempts bankers to lend it at low rates for speculative purposes; whereas at other times when the crops are being moved there is urgent need for a large but temporary increase in the currency supply. It must never be forgotten that this question concerns business men generally quite as much as bankers; especially is this true of stock men, farmers and business men in the west, for at present at certain seasons of the year the difference in interest rates between the east and the west is from 6 to 10 per cent, whereas in Canada the corresponding difference is but 2 per cent. Any plan must of course guard the interests of western and southern bankers as carefully as it guards the interests of New York or Chicago bankers and must be drawn from the standpoints of the farmer and the merchant no less than from the standpoints of the city banker and the country banker.

The law should be amended so as specifically to provide that the funds derived from customs duties may be treated by the secretary of the treasury as he treats funds obtained under the internal-revenue laws. There should be a considerable increase in bills of small denominations. Permission should be given banks if necessary under settled restrictions to retire their circulation to a larger amount than \$3,000,000 a month.

#### PHILIPPINE TARIFF.

I most earnestly hope that the bill to provide a lower tariff for or else absolute free trade in Philippine products will become a law. No harm will come to any American industry, and while there will be some small but real material benefit to the Filipinos, the main benefit will come by the showing made as to our purpose to do all in our power for their welfare. So far our action in the Philippines has been abundantly justified, not mainly and indeed not primarily because of the added dignity it has given us as a nation by proving that we are capable honorably and efficiently to bear the international burdens which a mighty people should bear, but even more because of the immense benefit that has come to the people of the Philippine islands. In these islands we are steadily introducing both liberty and order to a greater degree than their people have ever before known. We have secured justice. We have provided an efficient police force and have put down larcenism. Only in the islands of Leyte and Samar is the authority of our government resisted, and this by wild mountain tribes under the superstitious inspiration of fakirs and pseudo-religious leaders.

We are constantly increasing the measure of liberty accorded the islanders, and next spring, if conditions warrant, we shall take a great stride forward in testing their capacity for self-government by summoning

the first Filipino legislative assembly, and the way in which they stand this test will largely determine whether the self-government thus granted will be increased or decreased; for if we have erred at all in the Philippines it has been in proceeding too rapidly in the direction of granting a large measure of self-government. We are building roads. We have, for the immeasurable good of the people, arranged for the building of railroads. Let us also see to it that they are given free access to our markets. This nation owes no more imperative duty to itself and mankind than the duty of managing the affairs of all the islands under the American flag—the Philippines, Porto Rico and Hawaii—so as to make it evident that it is in every way to their advantage that the flag should fly over them.

American citizenship should be conferred on the citizens of Porto Rico. The harbor of San Juan in Porto Rico should be dredged and improved. The expenses of the federal court of Porto Rico should be met from the federal treasury. The administration of the affairs of Porto Rico, together with those of the Philippines, Hawaii and our other insular possessions, should all be directed under one executive department, by preference the department of state or the department of war.

The needs of Hawaii are peculiar. Every aid should be given the islands and our efforts should be unceasing to develop them along the lines of a community of small freeholders, not of great planters with coolie-titled estates. Situated as this territory is, in the middle of the Pacific, there are duties imposed upon this small community which do not fall in like degree or manner upon any other American community. This warrants our treating it differently from the way in which we treat territories contiguous to or surrounded by sister territories or other states, and justifies the setting aside of a portion of our revenues to be expended for educational and internal improvements therein. Hawaii is now making an effort to secure immigration fit in the end to assume the duties and burdens of full American citizenship, and whenever the leaders in the various industries of those islands finally adopt our ideals and heartily join our administration in endeavoring to develop a middle class of substantial citizens, a way will then be found to deal with the commercial and industrial problems which now appear to them so serious. The best Americanism is that which aims for stability and permanency of prosperous citizenship, rather than immediate returns on large masses of capital.

Alaska's needs have been partially met, but there must be a complete reorganization of the governmental system, as I have before indicated to you. I ask your especial attention to this. Our fellow citizens who dwell on the shores of Puget sound with characteristic energy are arranging to hold in Seattle the Alaska-Yukon-Pacific exposition. Its special aims include the upbuilding of Alaska and the development of American commerce on the Pacific ocean. This exposition, in its purposes and scope, should appeal not only to the people of the Pacific slope but to the people of the United States at large. Alaska since it was bought has yielded to the government \$11,000,000 of revenue and has produced nearly \$300,000,000 in

gold, furs and fish. When properly developed it will become in large degree a land of homes. The countries bordering the Pacific ocean have a population more numerous than that of all the countries of Europe; their annual foreign commerce amounts to over \$3,000,000,000, of which the share of the United States is some \$700,000,000. If this trade were thoroughly understood and pushed by our manufacturers and producers, the industries not only of the Pacific slope but of all our country, and particularly of our cotton-growing states, would be greatly benefited. Of course, in order to get these benefits we must treat fairly the countries with which we trade.

#### HOSTILITY TO JAPANESE.

It is a mistake and it betrays a spirit of foolish cynicism to maintain that all international governmental action is and must ever be based upon mere selfishness, and that to advance ethical reasons for such action is always a sign of hypocrisy. This is no more necessarily true of the action of governments than of the action of individuals. It is a sure sign of a base nature always to ascribe base motives for the actions of others. Unquestionably no nation can afford to disregard proper considerations of self-interest any more than a private individual can do. But it is equally true that the average private individual in any really decent community does many actions with reference to other men in which he is guided not by self-interest but by public spirit, by regard for the rights of others, by a disinterested purpose to do good to others and to raise the tone of the community as a whole.

Similarly, a really great nation must often act, and as a matter of fact often does act, toward other nations in a spirit not in the least of mere self-interest, but paying heed chiefly to ethical reasons, and as the centuries go by this disinterestedness in international action, this tendency of the individuals comprising a nation to require that nation to act with justice toward its neighbors, steadily grows and strengthens. It is neither wise nor right for a nation to disregard its own needs, and it is foolish—and may be wicked—to think that other nations will disregard theirs. But it is wicked for a nation only to regard its own interest and foolish to believe that such is the sole motive that actuates any other nation. It should be our steady aim to raise the ethical standard of national action just as we strive to raise the ethical standard of individual action.

Not only must we treat all nations fairly, but we must treat with justice and good will all immigrants who come here under the law. Whether they are catholic or protestant, Jew or gentile; whether they come from England or Germany, Russia, Japan or Italy matters nothing. All we have a right to question is the man's conduct. If he is honest and upright in his dealings with his neighbor and with the state, then he is entitled to respect and good treatment. Especially do we need to remember our duty to the stranger within our gates. It is the sure mark of a low civilization, a low morality, to abuse or discriminate against or in any way humiliate such stranger who has come here lawfully and who is conducting himself properly. To remember this is incumbent on every American citizen, and it is of course

peculiarly incumbent on the very government official, whether of the nation or of the several states.

I am prompted to say this by the attitude of hostility here and there assumed toward the Japanese in this country. This hostility is sporadic and is limited to a very few places. Nevertheless, it is most discreditable to us as a people and it may be fraught with the gravest consequences to the nation. The friendship between the United States and Japan has been continuous since the time, over half a century ago, when Commodore Perry, by his expedition to Japan, first opened the islands to western civilization. Since then the growth of Japan has been literally astounding. There is not only nothing to parallel it but nothing to approach it in the history of civilized mankind. Japan has a glorious and ancient past. Her civilization is older than that of the nations of northern Europe—the nations from whom the people of the United States have chiefly sprung. But fifty years ago Japan's development was still that of the middle ages. During that fifty years the progress of the country in every walk in life has been a marvel to mankind, and she now stands as one of the greatest of civilized nations; great in the arts of war and in the arts of peace; great in military, in industrial, in artistic development and achievement. Japanese soldiers and sailors have shown themselves equal in combat to any of whom history makes note. She has produced great generals and mighty admirals; her fighting men, afloat and ashore, show all the heroic courage, the unquestioning, unflinching loyalty, the splendid indifference to hardship and death which marked the Loyal Ronins, and they show also that they possess the highest ideal of patriotism.

Japanese artists of every kind see their products eagerly sought for in all lands.

The industrial and commercial development of Japan has been phenomenal, greater than that of any other country during the same period. At the same time the advance in science and philosophy is no less marked. The admirable management of the Japanese Red Cross during the late war, the efficiency and humanity of the Japanese officials, nurses and doctors won the respectful admiration of all acquainted with the facts. Thru the Red Cross the Japanese people sent over \$100,000 to the sufferers of San Francisco and the gift was accepted with gratitude by our people. The courtesy of the Japanese, nationally and individually, has become proverbial. To no other country has there been such an increasing number of visitors from this land as to Japan. In return, Japanese have come here in great numbers. They are welcome, socially and intellectually, in all our colleges and institutions of higher learning, in all our professional and social bodies.

The Japanese have won in a single generation the right to stand abreast of the foremost and most enlightened peoples of Europe and America, they have won on their own merits and by their own exertions the right to treatment on a basis of full and frank equality. The overwhelming mass of our people cherish a lively regard and respect for the people of Japan and in almost every quarter of the union the stranger from Japan is treated as he deserves—that is, he is treated as the stranger from any part of civilized Europe is and deserves to be treated.

But here and there a most unworthy feeling has manifested itself toward the Japanese—the feeling that has been shown in shutting them out from the common schools in San Francisco and in mutterings against them in one or two other places, because of their efficiency as workers. To shut them out from the public schools is a wicked absurdity when there are no first-class colleges in the land, including the universities and colleges of California, which do not gladly welcome Japanese students and on which Japanese students do not reflect credit. We have as much to learn from Japan as Japan has to learn from us, and no nation is fit to teach unless it is also willing to learn. Throughout Japan Americans are well treated and any failure on the part of Americans at home to treat the Japanese with a like courtesy and consideration is by just so much a confession of inferiority in our civilization.

Our nation fronts on the Pacific, just as it fronts on the Atlantic. We hope to play a constantly growing part in the great ocean of the orient. We wish, as we ought to wish, for a great commercial development in our dealings with Asia and it is out of the question that we should permanently have such development unless we freely and gladly extend to other nations the same measure of justice and good treatment which we expect to receive in return. It is only a very small body of our citizens that act badly. Where the federal government has power it will deal summarily with any such. Where the several states have power I earnestly ask that they also deal wisely and promptly with such conduct or else this small body of wrongdoers may bring shame upon the great mass of their innocent and right-thinking fellows—that is, upon our nation as a whole. Good manners should be an international no less than an individual attribute. I ask fair treatment for the Japanese as I would ask fair treatment for Germans or Englishmen, Frenchmen, Russians or Italians. I ask it as due to humanity and civilization. I ask it as due to ourselves because we must act uprightly toward all men.

I recommend to the congress that an act be past specifically providing for the naturalization of Japanese who come here intending to become American citizens. One of the great embarrassments attending the performance of our international obligations is the fact that the statutes of the United States are entirely inadequate. They fail to give to the national government sufficiently ample power, thru United States courts and by the use of the army and navy, to protect aliens in the rights secured to them under solemn treaties which are the law of the land. I therefore earnestly recommend that the criminal and civil statutes of the United States be so amended and added to as to enable the president, acting for the United States government, which is responsible in our international relations, to enforce the rights of aliens under treaties.

Even as the law now is something can be done by the federal government toward this end, and in the matter now before me affecting the Japanese everything that it is in my power to do will be done and all of the forces, military and civil, of the United States which I may lawfully employ will be so employed. There should, however, be no particle of doubt as to the power of the national government completely to perform and

enforce its own obligations to other nations. The mob of a single city may at any time perform acts of lawless violence against some class of foreigners which would plunge us into war. That city by itself would be powerless to make defense against the foreign power thus assaulted, and if independence of this government it would never venture to perform or permit the performance of the acts complained of. The entire power and the whole duty to protect the offending city or the offending community lies in the hands of the United States government.

It is unthinkable that we should continue a policy under which a given locality may be allowed to commit a crime against a friendly nation, and the United States government limited, not to preventing the commission of the crime, but, in the last resort, to defending the people who have committed it against the consequences of their own wrongdoing.

#### CUBAN INSURRECTION.

Last August an insurrection broke out in Cuba which it speedily grew evident that the existing Cuban government was powerless to quell. This government was repeatedly asked by the then Cuban government to intervene and finally was notified by the president of Cuba that he intended to resign, that his decision was irrevocable, that none of the other constitutional officers would consent to carry on the government and that he was powerless to maintain order. It was evident that chaos was impending and there was every probability that if steps were not immediately taken by this government to try to restore order the representatives of various European nations in the island would apply to their respective governments for armed intervention in order to protect the lives and property of their citizens. Thanks to the preparedness of our navy, I was able immediately to send enough ships to Cuba to prevent the situation from becoming hopeless and I furthermore dispatched to Cuba the secretary of war and the assistant secretary of state in order that they might grapple with the situation on the ground. All efforts to secure an agreement between the contending factions by which they should themselves come to an amicable understanding and settle upon some modus vivendi—some provisional government of their own—failed. Finally the president of the republic resigned. The quorum of congress assembled failed by deliberate purpose of its members so that there was no power to act on his resignation and the government came to a halt.

In accordance with the so-called Platt amendment, which was embodied in the constitution of Cuba, I thereupon proclaimed a provisional government for the island, the secretary of war acting as provisional governor until he could be replaced by Mr. Magooon, the late minister to Panama and governor of the canal zone on the isthmus; troops were sent to support them and to relieve the navy, the expedition being handled with most satisfactory speed and efficiency. The insurgent chiefs immediately agreed that their troops should lay down their arms and disband and the agreement was carried out. The provisional government has left the personnel of the old government and the old laws, so far as might be, unchanged and will thus administer the island for a few months until tranquillity can be restored, a

new election properly held and a new government inaugurated. Peace has come in the island and the harvesting of the sugar-cane crop, the great crop of the island, is about to proceed.

When the election has been held and the new government inaugurated in peaceful and orderly fashion the provisional government will come to an end. I take this opportunity of expressing upon behalf of the American people, with all possible solemnity, our most earnest hope that the people of Cuba will realize the imperative need of preserving justice and keeping order in the island. The United States wishes nothing of Cuba except that it shall prosper morally and materially and wishes nothing of the Cubans save that they shall be able to preserve order among themselves and therefore to preserve their independence. If the elections become a farce and if the insurrectionary habit becomes confirmed in the island it is absolutely out of the question that the island should continue independent, and the United States, which has assumed the sponsorship before the civilized world for Cuba's career as a nation, would again have to intervene and to see that the government was managed in such orderly fashion as to secure the safety of life and property.

The path to be trodden by those who exercise self-government is always hard and we should have every charity and patience with the Cubans as they tread this difficult path. I have the utmost sympathy with and regard for them, but I most earnestly adjure them solemnly to weigh their responsibilities and to see that when their new government is started it shall run smoothly and with freedom from flagrant denial of right on the one hand and from insurrectionary disturbances on the other.

#### PAN-AMERICAN CONFERENCE.

The second international conference of American republics, held in Mexico in the years 1901-02, provided for the holding of the third conference within five years and committed the fixing of the time and place and the arrangements for the conference to the governing board of the bureau of American republics, composed of the representatives of all the American nations in Washington. That board discharged the duty imposed upon it with marked fidelity and painstaking care and upon the courteous invitation of the United States of Brazil the conference was held at Rio de Janeiro, continuing from July 23 to Aug. 29 last. Many subjects of common interest to all the American nations were discussed by the conference and the conclusions reached, embodied in a series of resolutions and proposed conventions, will be laid before you upon the coming in of the final report of the American delegates. They contain many matters of importance relating to the extension of trade, the increase of communication, the smoothing away of barriers to free intercourse and the promotion of a better knowledge and good understanding between the different countries represented.

The meetings of the conference were harmonious and the conclusions were reached with substantial unanimity. It is interesting to observe that in the successive conferences which have been held the representatives of the different American nations have been learning to work together effectively,

for, while the first conference in Washington in 1889 and the second conference in Mexico in 1901-02, occupied many months, with much time wasted in an unregulated and fruitless discussion, the third conference at Rio exhibited much of the facility in the practical dispatch of business which characterizes permanent deliberative bodies and completed its labors within the period of six weeks originally allotted for its sessions.

Quite apart from the specific value of the conclusions reached by the conference, the example of the representatives of all the American nations engaging in harmonious and kindly consideration and discussion of subjects of common interest is itself of great and substantial value for the promotion of reasonable and considerate treatment of all international questions. The thanks of this country are due to the government of Brazil and to the people of Rio de Janeiro for the generous hospitality with which our delegates in common with the others were received, entertained and facilitated in their work.

Incidentally to the meeting of the conference the secretary of state visited the city of Rio de Janeiro and was cordially received by the conference, of which he was made an honorary president. The announcement of his intention to make this visit was followed by most courteous and urgent invitations from nearly all the countries of South America to visit them as the guest of their governments. It was deemed that by the acceptance of these invitations we might appropriately express the real respect and friendship in which we hold our sister republics of the southern continent, and the secretary accordingly visited Brazil, Uruguay, Argentina, Chile, Peru, Panama and Colombia. He refrained from visiting Paraguay, Bolivia and Ecuador only because the distance of their capitals from the seaboard made it impracticable with the time at his disposal. He carried with him a message of peace and friendship and of strong desire for good understanding and mutual helpfulness and he was everywhere received in the spirit of his message. The members of government, the press, the learned professions, the men of business and the great masses of the people united everywhere in emphatic response to his friendly expressions and in doing honor to the country and cause which he represented.

In many parts of South America there has been much misunderstanding of the attitude and purposes of the United States toward the other American republics. An idea had become prevalent that our assertion of the Monroe doctrine implied or carried with it an assumption of superiority and of a right to exercise some kind of protectorate over the countries to whose territories that doctrine applies. Nothing could be farther from the truth. Yet that impression continued to be a serious barrier to good understanding, to friendly intercourse, to the introduction of American capital and the extension of American trade. The impression was so widespread that apparently it could not be reached by any ordinary means.

It was part of Secretary Root's mission to dispel this unfounded impression and there is just cause to believe that he has succeeded. In an address to the third conference at Rio on the 31st of July—an address

of such note that I send it in, together with this message—he said:

"We wish for no victories but those of peace, for no territory except our own, for no sovereignty except the sovereignty over ourselves. We deem the independence and equal rights of the smallest and weakest member of the family of nations entitled to as much respect as those of the greatest empire, and we deem the observance of that respect the chief guaranty of the weak against the oppression of the strong. We neither claim nor desire any rights or privileges or powers that we do not freely concede to every American republic.

"We wish to increase our prosperity, to extend our trade, to grow in wealth, in wisdom and in spirit, but our conception of the true way to accomplish this is not to pull down others and profit by their ruin, but to help all friends to a common prosperity and a common growth, that we may all become greater and stronger together. Within a few months for the first time the recognized possessors of every foot of soil upon the American continents can be and I hope will be represented with the acknowledged rights of equal sovereign states in the great world congress at The Hague. This will be the world's formal and final acceptance of the declaration that no part of the American continents is to be deemed subject to colonization. Let us pledge ourselves to aid each other in the full performance of the duty to humanity which that accepted declaration implies, so that in time the weakest and most unfortunate of our republics may come to march with equal step by the side of the stronger and more fortunate. Let us help each other to show that for all the races of men the liberty for which we have fought and labored is the twin sister of justice and peace. Let us unite in creating and maintaining and making effective an all-American public opinion, whose power shall influence international conduct and prevent international wrong and narrow the causes of war and forever preserve our free lands from the burden of such armaments as are massed behind the frontiers of Europe, and bring us ever nearer to the perfection of ordered liberty. So shall come security and prosperity, production and trade, wealth, learning, the arts and happiness for us all."

These words appear to have been received with acclaim in every part of South America. They have my hearty approval, as I am sure they will have yours, and I cannot be wrong in the conviction that they correctly represent the sentiments of the whole American people. I cannot better characterize the true attitude of the United States in its assertion of the Monroe doctrine than in the words of the distinguished former minister of foreign affairs of Argentina, Dr. Drago, in his speech welcoming Mr. Root at Buenos Ayres. He spoke of—

"The traditional policy of the United States [which], without accentuating superiority or seeking preponderance, condemned the oppression of the nations of this part of the world and the control of their destinies by the great powers of Europe."

It is gratifying to know that in the great city of Buenos Ayres, upon the arches which spanned the streets, entwined with Argentine and American flags for the reception of our representative, there were emblazoned not only the names of Washington and Jef-

erson and Marshall, but also, in appreciative recognition of their services to the cause of South American independence, the names of James Monroe, John Quincy Adams, Henry Clay and Richard Rush. We take especial pleasure in the graceful courtesy of the government of Brazil, which has given to the beautiful and stately building first used for the meeting of the conference the name of "Palacio Monroe." Our grateful acknowledgments are due to the governments and the people of all the countries visited by the secretary of state for the courtesy, the friendship and the honor shown to our country in their generous hospitality to him.

In my message to you on the 5th of December, 1905, I called your attention to the embarrassment that might be caused to this government by the assertion by foreign nations of the right to collect by force of arms contract debts due by American republics to citizens of the collecting nation and to the danger that the process of compulsory collection might result in the occupation of territory tending to become permanent, I then said:

"Our own government has always refused to enforce such contractual obligations on behalf of its citizens by an appeal to arms. It is much to be wished that all foreign governments would take the same view."

This subject was one of the topics of consideration at the conference at Rio and a resolution was adopted by that conference recommending to the respective governments represented "to consider the advisability of asking the second peace conference at The Hague to examine the question of the compulsory collection of public debts and, in general, means tending to diminish among nations conflicts of purely pecuniary origin."

This resolution was supported by the representatives of the United States in accordance with the following instructions:

"It has long been the established policy of the United States not to use its armed forces for the collection of ordinary contract debts due to its citizens by other governments. We have not considered the use of force for such a purpose consistent with that respect for the independent sovereignty of other members of the family of nations, which is the most important principle of international law and the chief protection of weak nations against the oppression of the strong. It seems to us that the practise is injurious in its general effect upon the relations of nations and upon the welfare of weak and disordered states, whose development ought to be encouraged in the interests of civilization, that it offers frequent temptation to bullying and oppression and to unnecessary and unjustifiable warfare. We regret that other powers, whose opinions and sense of justice we esteem highly, have at times taken a different view and have permitted themselves, tho we believe with reluctance, to collect such debts by force. It is doubtless true that the nonpayment of public debts may be accompanied by such circumstances of fraud and wrongdoing or violation of treaties as to justify the use of force. This government would be glad to see an international consideration of the subject which shall discriminate between such cases and the simple nonperformance of a contract with a private person, and a reso-

lution in favor of reliance upon peaceful means in cases of the latter class.

"It is not felt, however, that the conference at Rio should undertake to make such a discrimination or to resolve upon such a rule. Most of the American countries are still debtor nations, while the countries of Europe are the creditors. If the Rio conference, therefore, were to take such action it would have the appearance of a meeting of debtors resolving how their creditors should act, and this would not inspire respect. The true course is indicated by the terms of the program, which proposes to request the second Hague conference, where both creditors and debtors will be assembled, to consider the subject."

Last June trouble which had existed for some time between the republics of Salvador, Guatemala and Honduras culminated in war—a war which threatened to be ruinous to the countries involved and very destructive to the commercial interests of Americans, Mexicans and other foreigners who are taking an important part in the development of these countries. The thoroly good understanding which exists between the United States and Mexico enabled this government and that of Mexico to unite in effective mediation between the warring republics, which mediation resulted, not without long-continued and patient effort, in bringing about a meeting of the representatives of the hostile powers on board a United States warship as neutral territory and peace was there concluded, a peace which resulted in the saving of thousands of lives and in the prevention of an incalculable amount of misery and the destruction of property and of the means of livelihood. The Rio conference past the following resolution in reference to this action:

"That the third international American conference shall address to the presidents of the United States of America and of the United States of Mexico a note in which the conference which is being held at Rio expresses its satisfaction at the happy results of their mediation for the celebration of peace between the republics of Guatemala, Honduras and Salvador."

This affords an excellent example of one way in which the influence of the United States can properly be exercised for the benefit of the peoples of the western hemisphere—that is, by action taken in concert with other American republics, and therefore free from those suspicions and prejudices which might attach if the action were taken by one alone. In this way it is possible to exercise a powerful influence toward the substitution of considerate action in the spirit of justice for the insurrectionary or international violence which has hitherto been so great a hindrance to the development of many of our neighbors. Repeated examples of united action by several or many American republics in favor of peace by urging cool and reasonable instead of excited and belligerent treatment of international controversies cannot fail to promote the growth of a general public opinion among the American nations which will elevate the standards of international action, strengthen the sense of international duty among governments and tell in favor of the peace of mankind.

I have just returned from a trip to Pan-

ama and shall report to you at length later on the whole subject of the Pauama canal.

The Algeciras convention, which was signed by the United States as well as by most of the powers of Europe, supersedes the previous convention of 1880, which was also signed both by the United States and a majority of the European powers. This treaty confers upon us equal commercial rights with all European countries and does not entail a single obligation of any kind upon us, and I earnestly hope it may be speedily ratified. To refuse to ratify it would merely mean that we forfeited our commercial rights in Morocco and would not achieve another object of any kind. In the event of such refusal we would be left for the first time in 120 years without any commercial treaty with Morocco, and this at a time when we are everywhere seeking new markets and outlets for trade.

The destruction of the Pribilof islands fur seals by pelagic sealing still continues. The herd which, according to the surveys made in 1874 by direction of the congress, numbered 4,700,000, and which, according to the survey of both American and Canadian commissioners in 1891, amounted to 1,000,000, has now been reduced to about 180,000. This result has been brought about by Canadian and some other sealing vessels killing the female seals while in the water during their annual pilgrimage to and from the south or in search of food. As a rule the female seal when killed is pregnant and also has an unweaned pup on land, so that for each skin taken by pelagic sealing as a rule three lives are destroyed—the mother, the unborn offspring and the nursing pup, which is left to starve to death. No damage whatever is done to the herd by the carefully regulated killing on land; the custom of pelagic sealing is solely responsible for all of the present evil and is alike indefensible from the economic standpoint and from the standpoint of humanity.

In 1896 over 16,000 young seals were found dead from starvation on the Pribilof islands. In 1897 it was estimated that since pelagic sealing began upward of 400,000 adult female seals had been killed at sea and over 300,000 young seals had died of starvation as the result. The revolting barbarity of such a practise, as well as the wasteful destruction which it involves, needs no demonstration and is its own condemnation. The Bering sea tribunal, which sat in Paris in 1893 and which decided against the claims of the United States to exclusive jurisdiction in the waters of Bering sea and to a property right in the fur seals when outside of the three-mile limit, determined also upon certain regulations which the tribunal considered sufficient for the proper protection and preservation of the fur seal in or habitually resorting to the Bering sea. The tribunal by its regulations established a close season from the 1st of May to the 31st of July and excluded all killing in the waters within sixty miles around the Pribilof islands. They also provided that the regulations which they had determined upon with a view to the protection and preservation of the seals should be submitted every five years to new examination, so as to enable both interested governments to consider whether, in the light of past experience, there was occasion for any modification thereof.

The regulations have proved plainly in-



adequate to accomplish the object of protection and preservation of the fur seals, and for a long time this government has been trying in vain to secure from Great Britain such revision and modification of the regulations as were contemplated and provided for by the award of the tribunal of Paris.

The process of destruction has been accelerated during recent years by the appearance of a number of Japanese vessels engaged in pelagic sealing. As these vessels have not been bound even by the inadequate limitations prescribed by the tribunal of Paris, they have paid no attention either to the close season or to the sixty-mile limit imposed upon the Canadians and have prosecuted their work up to the very islands themselves. On July 16 and 17 the crews from several Japanese vessels made raids upon the island of St. Paul, and before they were beaten off by the very meager and insufficiently armed guard they succeeded in killing several hundred seals and carrying off the skins of most of them. Nearly all the seals killed were females and the work was done with frightful barbarity. Many of the seals appear to have been skinned alive and many were found half skinned and still alive. The raids were repelled only by the use of firearms, and five of the raiders were killed, two were wounded and twelve captured, including the two wounded. Those captured have since been tried and sentenced to imprisonment. An attack of this kind had been wholly unlooked for, but such provision of vessels, arms and ammunition will now be made that its repetition will not be found profitable.

Suitable representations regarding the incident have been made to the government of Japan and we are assured that all practicable measures will be taken by that country to prevent any recurrence of the outrage. On our part, the guard on the island will be increased and better equipped and organized and a better revenue-cutter patrol service about the islands will be established; next season a United States war vessel will also be sent there.

We have not relaxed our efforts to secure an agreement with Great Britain for adequate protection of the seal herd and negotiations with Japan for the same purpose are in progress.

The laws for the protection of the seals within the jurisdiction of the United States need revision and amendment. Only the islands of St. Paul and St. George are now in terms included in the government reservation, and the other islands are also to be included. The landing of aliens as well as citizens upon the islands without a permit from the department of commerce and labor for any purpose, except in case of stress of weather or for water, should be prohibited under adequate penalties. The approach of vessels for the excepted purposes should be regulated. The authority of the government agents on the islands should be enlarged and the chief agent should have the powers of a committing magistrate. The entrance of a vessel into the territorial waters surrounding the islands with intent to take seals should be made a criminal offense and cause of forfeiture. Authority for seizures in such cases should be given and the presence on any such vessel of seals or sealskins or the paraphernalia for taking them should be made prima facie evidence of such in-

tent. I recommend what legislation is needed to accomplish these ends, and I commend to your attention the report of Mr. Sims of the department of commerce and labor on this subject.

In case we are compelled to abandon the hope of making arrangements with other governments to put an end to the hideous cruelty now incident to pelagic sealing it will be a question for your serious consideration how far we should continue to protect and maintain the seal herd on land with the result of continuing such a practise and whether it is not better to end the practise by exterminating the herd ourselves in the most humane way possible.

#### SECOND PEACE CONFERENCE.

In my last message I advised you that the emperor of Russia had taken the initiative in bringing about a second peace conference at The Hague. Under the guidance of Russia the arrangement of the preliminaries for such a conference has been progressing during the past year. Progress has necessarily been slow, owing to the great number of countries to be consulted upon every question that has arisen. It is a matter of satisfaction that all of the American republics have now, for the first time, been invited to join in the proposed conference.

The close connection between the subjects to be taken up by the Red Cross conference held at Geneva last summer and the subjects which naturally would come before The Hague conference made it apparent that it was desirable to have the work of the Red Cross conference completed and considered by the different powers before the meeting at The Hague. The Red Cross conference ended its labors on the 6th day of July, and the revised and amended convention which was signed by the American delegates will be promptly laid before the senate.

By the special and highly appreciated courtesy of the governments of Russia and the Netherlands, a proposal to call The Hague conference together at a time which would conflict with the conference of the American republics at Rio de Janeiro in August was laid aside. No other date has yet been suggested. A tentative program for the conference has been proposed by the government of Russia and the subjects which it enumerates are undergoing careful examination and consideration in preparation for the conference.

It must ever be kept in mind that war is not merely justifiable, but imperative, upon honorable men, upon an honorable nation, where peace can only be obtained by the sacrifice of conscientious conviction or of national welfare. Peace is normally a great good and normally it coincides with righteousness, but it is righteousness and not peace which should bind the conscience of a nation as it should bind the conscience of an individual, and neither a nation nor an individual can surrender conscience to another's keeping. Neither can a nation which is an entity and which does not die as individuals die refrain from taking thought for the interest of the generations that are to come, no less than for the interest of the generation of to-day, and no public men have a right, whether from shortsightedness, from selfish indifference or from sentimentality, to sacrifice national interests which are vital in character. A just war is in the long run far better for a nation's soul than the

most prosperous peace obtained by acquiescence in wrong or injustice. Moreover, tho it is criminal for a nation not to prepare for war so that it may escape the dreadful consequences of being defeated in war, yet it must always be remembered that even to be defeated in war may be far better than not to have fought at all. As has been well and finely said, a beaten nation is not necessarily a disgraced nation, but the nation or man is disgraced if the obligation to defend right is shirked.

We should as a nation do everything in our power for the cause of honorable peace. It is morally as indefensible for a nation to commit a wrong upon another nation, strong or weak, as for an individual thus to wrong his fellows. We should do all in our power to hasten the day when there shall be peace among the nations—a peace based upon justice and not upon cowardly submission to wrong. We can accomplish a good deal in this direction, but we cannot accomplish everything and the penalty of attempting to do too much would almost inevitably be to do worse than nothing, for it must be remembered that fantastic extremists are not in reality leaders of the causes which they espouse, but are ordinarily those who do most to hamper the real leaders of the cause and to damage the cause itself. As yet there is no likelihood of establishing any kind of international power, of whatever sort, which can effectively check wrongdoing, and in these circumstances it would be both a foolish and an evil thing for a great and free nation to deprive itself of the power to protect its own rights and even in exceptional cases to stand up for the rights of others. Nothing would more promote iniquity, nothing would further defer the reign upon earth of peace and righteousness than for the free and enlightened peoples which, tho with much stumbling and many shortcomings, nevertheless strive toward justice, deliberately to render themselves powerless while leaving every despotism and barbarism armed and able to work their wicked will. The chance for the settlement of disputes peacefully, by arbitration, now depends mainly upon the possession by the nations that mean to do right of sufficient armed strength to make their purpose effective.

#### NAVY AND ARMY.

The United States navy is the surest guarantee of peace which this country possesses. It is earnestly to be wished that we would profit by the teachings of history in this matter. A strong and wise people will study its own failures no less than its triumphs, for there is wisdom to be learned from the study of both, of the mistake as well as of the success. For this purpose nothing could be more instructive than a rational study of the war of 1812 as it is told, for instance, by Capt. Mahan. There was only one way in which that war could have been avoided. If during the preceding twelve years a navy relatively as strong as that which this country now has had been built up and an army provided relatively as good as that which the country now has, there never would have been the slightest necessity of fighting the war, and if the necessity had arisen the war would under such circumstances have ended with our speedy and overwhelming triumph. But our people during those twelve years refused to make any preparations

whatever regarding either the army or the navy. They saved a million or two of dollars by so doing and in mere money paid a hundredfold for each million they thus saved during the three years of war which followed—a war which brought untold suffering upon our people, which at one time threatened the gravest national disaster and which in spite of the necessity of waging it resulted merely in what was in effect a drawn battle, while the balance of defeat and triumph was almost even.

I do not ask that we continue to increase our navy. I ask merely that it be maintained at its present strength and this can be done only if we replace the obsolete and outworn ships by new and good ones, the equals of any afloat in any navy. To stop building ships for one year means that for that year the navy goes back instead of forward. The old battle ship Texas, for instance, would now be of little service in a stand-up fight with a powerful adversary. The old double-turret monitors have outworn their usefulness, while it was a waste of money to build the modern single-turret monitors. All these ships should be replaced by others and this can be done by a well-settled program of providing for the building each year of at least one first-class battle ship equal in size and speed to any that any nation is at the same time building, the armament presumably to consist of as large a number as possible of very heavy guns of one caliber, together with smaller guns to repel torpedo attack, while there should be heavy armor, turbine engines and in short every modern device. Of course, from time to time, cruisers, colliers, torpedo-boat destroyers or torpedo boats will have to be built also. All this, be it remembered, would not increase our navy, but would merely keep it at its present strength. Equally, of course, the ships will be absolutely useless if the men aboard them are not so trained that they can get the best possible service out of the formidable but delicate and complicated mechanisms intrusted to their care. The marksmanship of our men has so improved during the last five years that I deem it within bounds to say that the navy is more than twice as efficient, ship for ship, as half a decade ago. The navy can only attain proper efficiency if enough officers and men are provided and if these officers and men are given the chance (and required to take advantage of it) to stay continually at sea and to exercise the fleets singly and above all in squadron, the exercise to be of every kind and to include unceasing practise at the guns, conducted under conditions that will test marksmanship in time of war.

In both the army and the navy there is urgent need that everything possible should be done to maintain the highest standard for the personnel, alike as regards the officers and the enlisted men. I do not believe that in any service there is a finer body of enlisted men and of junior officers than we have in both the army and the navy, including the marine corps. All possible encouragement to the enlisted men should be given, in pay and otherwise, and everything practicable done to render the service attractive to men of the right type. They should be held to the strictest discharge of their duty and in them a spirit should be encouraged which demands not the mere

performance of duty but the performance of far more than duty, if it conduces to the honor and the interest of the American nation, and in return the amplest consideration should be theirs.

West Point and Annapolis already turn out excellent officers. We do not need to have these schools made more scholastic. On the contrary we should never lose sight of the fact that the aim of each school is to turn out a man who shall be above everything else a fighting man. In the army in particular it is not necessary that either the cavalry or infantry officer should have special mathematical ability. Probably in both schools the best part of the education is the high standard of character and of professional morale which it confers.

But in both services there is urgent need for the establishment of a principle of selection which will eliminate men after a certain age if they cannot be promoted from the subordinate ranks and which will bring into the higher ranks fewer men and these at an earlier age. This principle of selection will be objected to by good men of mediocre capacity who are fitted to do well while young in the lower positions, but who are not fitted to do well when at an advanced age they come into positions of command and of great responsibility. But the desire of these men to be promoted to positions which they are not competent to fill should not weigh against the interests of the navy and the country. At present our men, especially in the navy, are kept far too long in the junior grades and then at much too advanced an age are put quickly thru the senior grades, often not attaining to these senior grades until they are too old to be of real use in them, and if they are of real use, being put thru them so quickly that little benefit to the navy comes from their having been in them at all.

The navy has one great advantage over the army in the fact that the officers of high rank are actually trained in the continual performance of their duties—that is, in the management of the battle ships and armored cruisers gathered into fleets. This is not true of the army officers, who rarely have corresponding chances to exercise command over troops under service conditions. The conduct of the Spanish war showed the lamentable loss of life, the useless extravagance and the inefficiency certain to result if during peace the high officials of the war and navy departments are praised and rewarded only if they save money at no matter what cost to the efficiency of the service and if the higher officers are given no chance whatever to exercise and practise command. For years prior to the Spanish war the secretaries of war were praised chiefly if they practised economy, which economy, especially in connection with the quartermaster, commissary and medical departments, was directly responsible for most of the mismanagement that occurred in the war itself—and parenthetically be it observed that the very people who clamored for the misdirected economy in the first place were foremost to denounce the mismanagement, loss and suffering which were primarily due to this same misdirected economy and to the lack of preparation it involved.

There should soon be an increase in the number of men for our coast defenses; these

men should be of the right type and properly trained and there should therefore be an increase of pay for certain skilled grades, especially in the coast artillery. Money should be appropriated to permit troops to be massed in body and exercised in maneuvers, particularly in marching. Such exercise during the summer just past has been of incalculable benefit to the army and should under no circumstances be discontinued. If on these practise marches and in these maneuvers elderly officers prove unable to bear the strain, they should be retired at once, for the fact is conclusive as to their unfitness for war—that is, for the only purpose because of which they should be allowed to stay in the service. It is a real misfortune to have scores of small company or regimental posts scattered thruout the country; the army should be gathered in a few brigade or division posts and the generals should be practised in handling the men in masses. Neglect to provide for all of this means to incur the risk of future disaster and disgrace.

The readiness and efficiency of both the army and navy in dealing with the recent sudden crisis in Cuba illustrate afresh their value to the nation. This readiness and efficiency would have been very much less had it not been for the existence of the general staff in the army and the general board in the navy; both are essential to the proper development and use of our military forces afloat and ashore. The troops that were sent to Cuba were handled flawlessly. It was the swiftest mobilization and dispatch of troops over sea ever accomplished by our government. The expedition landed completely equipped and ready for immediate service, several of its organizations hardly remaining in Havana over night before splitting up into detachments and going to their several posts. It was a fine demonstration of the value and efficiency of the general staff. Similarly, it was owing in large part to the general board that the navy was able at the outset to meet the Cuban crisis with such instant efficiency, ship after ship appearing on the shortest notice at any threatened point, while the marine corps in particular performed indispensable service. The army and navy war colleges are of incalculable value to the two services and they cooperate with constantly increasing efficiency and importance.

The congress has most wisely provided for a national board for the promotion of rifle practise. Excellent results have already come from this law, but it does not go far enough. Our regular army is so small that in any great war we should have to trust mainly to volunteers, and in such event these volunteers should already know how to shoot, for if a soldier has the fighting edge and ability to take care of himself in the open his efficiency on the line of battle is almost directly proportionate to excellence in marksmanship. We should establish shooting galleries in all the large public and military schools, should maintain national target ranges in different parts of the country and should in every way encourage the formation of rifle clubs thruout all parts of the land. The little republic of Switzerland offers us an excellent example in all matters connected with building up an efficient citizen soldiery. THEODORE ROOSEVELT.

The White House, Dec. 3, 1906.

## OLD RESIDENTS OF CHICAGO.

Dec. 1, 1906.

In the following list of men and women who have lived in the city or its suburbs for fifty-six years or more there are doubtless many omissions, though an effort has been made to make it as complete as possible. Additions to and corrections of this list, which will be continued in future editions of this publication, will be gladly received. Names marked with a \* are those of persons born in Chicago or Cook county. Ages when known are given in parentheses: 1822—Beaublen, Alexander\* (84), 431 Willow avenue.

1831—Graves, Henry, 3254 Graves court.

1832—Heartt, Adaline N. (75), 3219 Prairie-av. Keenon, Mrs. Eleanor H.\* (74), 859 Washington boulevard.

Stose, Charles (78), 2440 Indiana avenue.

1833—Adams, Mrs. Sarah Ward (73), 877 W. Monroe street.

Brookes, Frederick W. (79), 11122 Esmond street, Morgan Park.

Brooks, F. T. (80), 1873 W. Alsiee avenue.

Cleaver, Mrs. John (86), 6438 Washington-av. Colby, Mrs. Emily Jones (76), 55 E. 20th-st.

Filler, Alanson (94), 1410 Ashbury avenue, Evanston.

Foote, George C.\* (73), 348 W. Van Buren.

Gear, Mrs. Lydia A. (81), 3237 N. Western.

Goodwin, Mrs. Caleb (82), 939 Winthrop-av.

Jackson, A. V.\* (73), Bowmanville.

Vannatta, Charles (74), 857 Grand avenue.

1834—Beecher, Mrs. Mary (87), 4546 Greenwood avenue.

Bradwell, James B. (78), 1428 Michigan-av.

Clingman, Mrs. William (79), 4809 Madison avenue.

Fuller, Edward (73), Fullersburg, Ill.

Gerber, Barbara (78), 6154 S. Halsted-st.

Howe, Frederick A. (75), 3931 Grand-bd.

Ludwig, Catherine, 460 W. Superior street.

Page, Milton E. (86), Fairhope, Ala.

Peck, Mrs. Aurilla\* (72), 355 S. Western-av.

Taylor, Louis D. (84), Glencoe, Ill.

Vial, Samuel (87), LaGrange, Ill.

1835—Barker, Mrs. F. M. (76), 330 E. 50th.

Barnum, William E.\* (71), 6400 Normal-av.

Brown, Lockwood S., 113 Cass street.

Clarke, Mrs. Mary E. Carver (71), 239 N. May street.

Clingman, Mrs. William (77), 6117 Monroe avenue.

Coleman, Mrs. Deborah C., 2829 Archer-av.

Coogan, Mary, 2955 Archer avenue.

Cribb, Mrs. Charlotte M.\* (71), Lake Villa, Ill.

Dewey, Mrs. Mary R. (74), 5700 Jackson-av.

Dodge, J. S. (84), Glen Ellyn, Ill.

Dunham, Daniel (85), Wayne, Ill.

Fox, Annis Roxana, 822 W. Adams street.

Fuller, Merrill (76), Fullersburg, Ill.

Gale, Edwin O. (74), Oak Park, Ill.

Gale, William H. (72), Galewood, Ill.

Harman, William (72), 1799 West End-av.

Healy, Daniel E. (72), 2700 Lime street.

Jones, Fernando (86), 1834 Prairie avenue.

Kilham, Benjamin (74), 2811 Archer-av.

Light, Mrs. Emily C.\* (71), 1364 W. Polk.

Mason, J. A. (71), Prairie View, Ill.

Murphy, James K. (81), 2502 Michigan-av.

Sayre, Mrs. Harriett E. L. (87), Mont Clare, Cook county.

Sinclair, George (72), 4138 Berkeley-av.

Smith, Charles B. (77), 223 Morse avenue, Pullman.

Ward, Henry A.\* (81), Sycamore, Ill. Whitehead, William H. (71), 1808 Chicago avenue, Evanston, Ill.

Young, Mrs. George H. (73), 327 Warren.

1836—Barnes, Charles S.\* (70), Batavia, Ill.

Beaublen, William S.\* (70), 87 Whipple.

Brooks, Mrs. E. C. (74), 1072 Sheridan-rd.

Doty, Mrs. E. D.\* (70), 550 65th street.

Elterman, Mrs. Mary E. (76), 1045 Lincoln-av.

Ford, James M. (70), 193 Superior street.

Furbeck, Mrs. Elizabeth A. P. M. (70), 42 Central avenue, River Forest.

Garrity, Mrs. M. E. (70), 294 Hudson-av.

Gilbert, Henry\* (70), 19 Iowa street.

Goeden, Susan (72), 544 Estes avenue.

Hampton, Mrs. S. A. (81), 651 Warren-av.

Hubbard, Mrs. Mary A. (86), 85 Rush-st.

Huehn, Anna Mary (71), 423 Wells street.

Lewis, Mrs. Jane (84), 5409 Washington-av.

Long, Daniel\* (70), 82 Maud avenue.

Morrison, E. W. (70), 224 W. Harrison-st.

McNulty, Marla (71), 510 W. Erie street.

Northrop, Peter (90), Wheaton, Ill.

Prindville, Redmond (80), 407 Elm street.

Roberts, Mrs. Margaret A. (70), 415A La-Salle avenue.

Sinclair, James C.\* (70), 4444 Woodlawn.

Townsend, Charles (73), 411 57th street.

Wheeler, Gilbert C.\* (70), 2332 Michigan-av.

1837—Ashman, Thos. (88), 106 N. Washtenav.

Bohlander, John\* (70), Hinsdale.

Calboun, William A.\* (69), 1043 Wilcox-av.

Colby, Mary A. (69), 2839 Indiana avenue.

Coppage, Mrs. E. A. (71), Cloverdale, Cal.

Dolese, John (69), Morton Park, Ill.

Doty, Erastus D. (70), 550 65th street.

Doty, Harvey C. (73), 233 Grand avenue.

Filtz, Jane Paine (83), 871 Jackson-bd.

Fraser, Mrs. D. R. (71), 1245 Washington-bd.

Howland, Mrs. Jane E. (72), 5405 Woodlawn avenue.

Jefferson, Mary E.\* (69), 199 37th street.

Marshall, Rosanna M. (86), 2978 Vernon-av.

Pratt, Charles O.\* (69), 2119 Wilcox-av.

Satterlee, Emily T. (86), 2704 Michigan-av.

Sayer, Mrs. P. E. (93), Bartlett, Ill.

Startup, Jane D. (70), 14 Garfield court.

1838—Blair, Claudius\* (63), 3838 Rhodes-av.

Clark, Catherine C.\* (63), 1248 W. 63d-st.

Collins, W. M. (70), 5604 Princeton-av.

Edbrooke, W. S.\* (68), 881 N. Oakley-av.

Flagg, Emma J., T.\* (68), 14 Woodlawn park.

Hubbard, Gurdon S., Jr.\* (68), Palmer house.

Hughes, Edward (68), 54 Lewis street.

Irwin, Mrs. Caroline F. (71), 601 Armitage.

Isbell, Lewis (88), 2723 Wentworth avenue.

Kelly, Henry C., Sr. (70), 1606 W. Madison.

Low, Mary S. (73), Norwood Park, Ill.

Mattes, Peter (70), 417 Belden avenue.

Mitchell, Phoebe LaBeau (74), 963 W. Eddy avenue.

O'Neil, John J. (69), 77 Illinois street.

Saulter, Marle E., Chicago Heights.

Sinclair, Mrs. J. E.\* (68), Maywood.

Stephens, Mrs. Malinda (92), 529 E. 50th-pl.

Stoutenburgh, Mary L.\* (68), 315 Webster-st.

1839—Allison, Benjamin F. (76), 2078 Jackson boulevard.

Beaublen, Mrs. A. (71), 431 S. Willow-av.

Calboun, Francis C. S. (67), Oak Park, Ill.

Chase, Mrs. Benjamin F. (72), 3353 Forest.

Cherry, Mrs. C. H.\* (67), 6530 Monroe-av.

Clark, Dena G. (67), 210 Foster street.

Gray, Allen W.\* (67), 1410 Washington-bd.

Harpel, Elliza\* (67), 394 Oak street.  
 Heibtel, Margaret A. (69), 310 W. 60th-pl.  
 Kimbell, Charles B. (67), Hinsdale, Ill.  
 Lewis, Charles J. (68), 733 Carroll avenue.  
 Lewis, John (74), 15 Gladys avenue.  
 Musham, William H.\* (67), 177 Rush-st.  
 Peck, Walter L.\* (67), Lexington hotel.  
 Perolat, Clemens F. (67), 4727 Lake-av.  
 Russell, Isaac (67), 888 Carroll avenue.  
 Scranton, Mrs. Alfred L. (76), Western Springs, Ill.  
 Speer, Charles W. (67), 246 S. Sangamon.  
 1840—Bishop, Orris A.\* (66), 3721 Forest-av.  
 Farnsworth, George (81), 125 Astor street.  
 Farrar, Mrs. S. B. (66), 3130 Dearborn-st.  
 Fergus, George\* (66), 1970 Deming place.  
 Fishbeck, Mary\* (66), 6938 Wentworth-av.  
 Foss, John P. (90), 447 W. Monroe street.  
 Fuller, Mrs. Ann C. (67), 6110 Kimbark-av.  
 Gage, John L. (73), 376 E. Chicago avenue.  
 George, John B. (70), 3119 Wabash avenue.  
 Gray, Mrs. Sarah H.\* (66), 1410 Washington boulevard.  
 Hamilton, Henry E.\* (66), The Newberry.  
 Harpel, Charles (71), 394 Oak street.  
 Jackson, Abram V. (71), 3267 N. Western.  
 Kent, Benjamin A. (87), 110 Lake street, Oak Park, Ill.  
 Link, Marle (73), 76 Walton place.  
 Miller, Mathilde C. (67), 3515 64th street.  
 Muehke, Fred C. L. (78), 172 Sedgwick-st.  
 Murphy, Mrs. Hiram P. (67), 4402 Greenwood avenue.  
 Ray, James\* (66), 1439 West 12th place.  
 Rehm, Jacob (78), 589 Dearborn avenue.  
 Rhines, Volney\* (66), 176-178 E. Adams-st.  
 Robinson, Robert W.\* (66), 1879 N. Sacramento avenue.  
 Seamless, Mrs. Amella (66), 868 Carroll-av.  
 Van Osdel, John M. (68), 699 Jackson-bd.  
 1841—Blakie, Andrew (86), 435 Center-st.  
 Blake, Mrs. Adeline Jones (69), 55 E. 20th.  
 Bohlander, Peter\* (65), Hinsdale, Ill.  
 Breil, Adam (68), 1302 Wolfram street.  
 Ebert, Albert E. (66), 276 Michigan avenue.  
 Foster, Orrington C. (65), 503 Dearborn-av.  
 Lammers, Marla (73), 2 Catalpa court.  
 Lewis, Eli R.\* (65), 7458 Normal avenue.  
 Lock, Samuel A. (68), 2556 Wabash avenue.  
 Lock, William W. (71), 159 S. Wood street.  
 Loring, Stella Dyer (65), 2978 Prairie-av.  
 Merrill, George H. (67), 567 W. Harrison.  
 Morrison, Murdoch (72), 3607 Wabash-av.  
 Peck, Clarence I.\* (65), 2254 Michigan-av.  
 Smith, Graeme Lisle\* (65), 1337 Sheffield.  
 Smith, Orson\* (65), 41 Bellevue place.  
 Williams, Edward M.\* (65), 81 Ashland-bd.  
 1842—Armstrong, John M.\* (64), 1732 Briar-pl.  
 Best, Henry\* (64), 1450 Wrightwood-av.  
 Brettmann, Henry (64), 771 Armitage-av.  
 Cleveland, Henry H.\* (64), 1210 Milwaukee avenue.  
 Clybourn, Henry C.\* (64), 1390 Humboldt boulevard.  
 Cooper, John S.\* (64), 376 Oak street.  
 Cowper, Charles H. (67), 740 Forest avenue, Evanston.  
 Cowper, John H. (65), 215 Warren avenue.  
 Cullerton, Edward F.\* (64), 665 W. 20th-st.  
 Curtis, De Witt H. (67), 409 Washington boulevard.  
 Dickerman, Mrs. Martha B.\* (64), 5946 Normal avenue.  
 Ertlinger, Katherine (68), 3257 Wentworth.  
 Fries, William (64), 1136 George street.  
 Gavin, John B. (69), Berkeley, Cal.  
 Gage, Henry H.\* (64), Wilmette, Ill.  
 Hall, Mrs. J. S. (64), 3701 Sheridan road.  
 Hamilton, David G.\* (64), 2929 Michigan-av.

Jax, Nicholas (70), 249 Seminary avenue.  
 Johnson, George B.\* (64), 532 W. Adams.  
 Law, Mrs. Ellen (74), 239 Warren avenue.  
 Leibundguth, Caroline\* (64), Downers Grove, Ill.  
 Meyer, Mary (67), 125 W. 16th street.  
 Murphy, C. A.\* (64), 274 W. Huron-st.  
 Murphy, John D.\* (64), 745 Warren avenue.  
 Parsons, Mrs. Julia W. K. (64), 1192 Garfield boulevard.  
 Rager, Mrs. Mary (67), town of Leyden.  
 Rooney, Henretta B. (64), 2080 Jackson-bd.  
 Russell, Ellen I.\* (64), 888 Carroll avenue.  
 Schnur, Peter\* (64), 783 N. Winchester-av.  
 Simon, Peter (77), 484 Sedgwick street.  
 Spikings, Richard F. (86), Lawrence and Springfield avenues.  
 Tebbetts, Mrs. W. G.\* (64), 2977 N. Paulina.  
 Ward, Mrs. E. J. Watson (81), 339 E. 62d.  
 Watson, N. W. (75), 4100 Lake avenue.  
 Watson, Silas B. (67), 1028 Park avenue.  
 Weller, George W.\* (64), 7008 Normal-av.  
 1842—Allmendinger, Peter (64), 1059 N. Clark.  
 Bernard, Mrs. Gwinthelwyn\* (63), 46 Best.  
 Brown, George F.\* (63), 1612 Prairie-av.  
 Brown, Louis A. (84), 3117 N. Lincoln-st.  
 Clark, William W. (66), Deerfield, Ill.  
 Downs, E. Allen\* (63), 739 Forest avenue, Evanston.  
 Dunne, Mrs. William (80), 865 S. Central Park avenue.  
 Follansbee, George A. (63), 2342 Indiana-av.  
 Ford, Elsha M. (70), 1000 Warren avenue.  
 Getzler, W. H., 217 Frankfort street.  
 Gaffney, James (65), 1210 Morse avenue, Rogers Park.  
 Gavin, Rev. E. W.\* (63), Waukegan, Ill.  
 Hatch, Julia A.\* (63), 481 N. Clark street.  
 Holden, William H.\* (63), 1143 Forest avenue, Evanston.  
 Knorst, Mathias (65), 195 Vine street.  
 Ludwig, Katharine (82), 72 Goethe center.  
 Magee, Henry W. (65), 7722 Union avenue.  
 McDonald, Mrs. P. S.\* (63), 2839 Indiana avenue.  
 McNamara, James\* (63), 1892 Fillmore-st.  
 Neebes, William J. (71), 3823 Forest-av.  
 Olsen, Jens (82), 194 W. Erie street.  
 Perkins, A. H. H. (92), 455 Cleveland-av.  
 Perkins, Mrs. Marion Heald (67), 2319 Lincoln street, Evanston.  
 Perry, Mrs. Silas O.\* (63), 343 E. 53d-st.  
 Remond, Mrs. E. Pelletier (85), 3222 Archer avenue.  
 Rohmer, A. (79), Hinsdale, Ill.  
 Schaefer, M. (73), Gross Point.  
 Simons, Edward\* (63), 1082 Armitage-av.  
 Spahn, Joseph M. (63), 10307 Indianapolis avenue.  
 Stannard, Helen F., 871 Jackson boulevard.  
 Thwing, Elizabeth K.\* (63), Denver, Col.  
 Trom, Mrs. Anna Maria (73), 523 N. Halsted street.  
 Turner, Mrs. Mary P. (63), 502 Addison-st.  
 Weckler, Adam J. (64), 435 Evanston-av.  
 Willamson, Mrs. Emma R. (64), 959 S. Spaulding avenue.  
 Wolcott, Mrs. Mary A. (80), Niles, Ill.  
 1844—Arnold, Miss Katherine D.\* (62), 104 Lincoln Park boulevard.  
 Bailey, George W.\* (62), 513 W. 60th-st.  
 Barber, George (88), Wheaton, Ill.  
 Bartlett, Mrs. Mary J. (67), 2705 Hermitage.  
 Bennett, Robert J. (67), 2449 N. Paulina.  
 Bowes, George H.\* (62), 182 W. 23d street.  
 Bradshaw, Hugh (66), 693 Fulton street.  
 Cherry, Charles H. (72), 6530 Monroe-av.  
 Clark, Joseph (80), Lawrence avenue and Bernard street.

- Crocker, Madeline (82), 3651 Wentworth-av.  
 Einhorn, Joseph (82), 172 S. Sangamon-st.  
 Fergus, John B.\* (62), 3114 Sheridan road.  
 Fergus, John Q. (65), 3114 Vernon avenue.  
 Green, Mrs. Bessie (65), 1512 Belmont-av.  
 Hall, Eugene\* (62), 2106 S. State street.  
 Hinsdale, Henry W. (81), 1719 Asbury avenue, Evanston.  
 Horne, Mrs. Hannah R. (83), 1639 Orrington avenue, Evanston.  
 Hoyne, Thomas M. (63), 3369 Calumet-av.  
 Josenhans, Mary M.\* (62), 842 W. 61st-pl.  
 Kastens, Katherine, (81), 935 Perry street.  
 Kay, Joseph A.\* (62), Elston avenue and N. 55th avenue.  
 Kellogg, J. H.\* (62), 2238 Michigan-av.  
 Klein, Mayer (91), 4620 Indiana avenue.  
 Knopp, Bernhard\* (62), 599 Mildred-av.  
 Lawrence, Susan L. (90), 16 St. John's-st.  
 Lewis, Clayton (62), 221 46th place.  
 Lorg, James H.\* (62), 4600 Ellis avenue.  
 Macdonald, Ada Lane, 6347 Washington-av.  
 Mann, Mathias\* (62), 3793 N. Clark street.  
 Marshall, James F.\* (62), 2978 Vernon-av.  
 Mason, George (66), 511 W. Monroe street.  
 Mattes, Frank\* (62), 1606 N. Ashland-av.  
 Morgan, George C. (73), 4549 Oakenwald.  
 Nicholson, John G.\* (62), 413 Center street.  
 Ozler, W. C. (66), 350 Dearborn avenue.  
 Outhet, Rubel M.\* (62), 399 W. Monroe-st.  
 Partridge, Charles A. (63), Waukegan.  
 Peck, Helen M.\* (62), 2726 N. Robey-st.  
 Pierce, Joseph (87), 20 Bellevue place.  
 Rattington, Mrs. T. N. (67), 719 Lunt avenue, Rogers Park.  
 Reed, Florence S.\* (62), 1028 Diversey-bd.  
 Rehm, William (62), 123 Indiana street.  
 Reid, Mrs. Elizabeth G.\* (62), 1023 N. Halsted street.  
 Runge, Henry (70), 436 W. Chicago-av.  
 Russer, Mrs. Caroline (62), 64 Pearson-st.  
 Sauter, Charles J.\* (62), 541 Cleveland-av.  
 Schram, C. B. (72), 51 S. Halsted street.  
 Seavert, E. G. (68), 34 North Grove place.  
 Skinner, Miss Elizabeth\* (62), 100 Rush-st.  
 Smith, Frederick A.\* (62), 87 Rush street.  
 Snowden, Orpha (81), 1552 Lill avenue.  
 Snowhook, Patrick W.\* (62), 164 Warren.  
 Steinhaus, George (74), 49 Wilmot avenue.  
 Tebbetts, Elizabeth\* (62), 2763 N. Paulina.  
 Van Horn, Mrs. Amy Gale Sinclair (62), 1497 Perry street.  
 Van Zandt, George\* (62), Oak Park, Ill.  
 Walsh, John F.\* (62), 2813 N. Ashland-av.  
 Walshe, Mrs. Robert J. (62), 2339 Calumet.  
 Weihe, John C. (66), 3208 N. Ashland-av.
- 1845—Anderson, John (70), 646 Cleveland-av.  
 Bacon, Rebecca S. (64), 596 Cleveland-av.  
 Barrett, John P. (70), 4400 Michigan-av.  
 Best, Jacob (61), 1406 Wrightwood avenue.  
 Bradley, J. Harley (62), 24 Ritchie court.  
 Breese, A. K. (61), 9711 Parnell avenue.  
 Breese, Mrs. A. K. (61), 9711 Parnell-av.  
 Breyer, Mrs. Sophia (66), 680 Fulton-st.  
 Budde, Henry (92), 1410 Barry avenue.  
 Casey, Mrs. Heien M. (71), 161 S. Leavitt.  
 Catlin, Charles (62), 481 Beiden avenue.  
 Catlin, George (63), 5111 Hibbard avenue.  
 Clancy, Sylvester T. (63), 4008 Dearborn-st.  
 Clinegan, William (80), 6117 Monroe-av.  
 Crowe, Mrs. Marie B.\* (61), 433 Grand-av.  
 Cushing, Edward T.\* (61), 4320 Greenwood.  
 Dalton, Mrs. Mary A. B.\* (61), 758 S. Kedzie.  
 Farwell, John V. (81), 109 E. Pearson-st.  
 Feidman, Mary (68), 1440 Wrightwood-av.  
 Ford, John W.\* (61), 3537 Grand boulevard.  
 Fortmann, Mrs. Katherine (80), 4099 Robey.  
 Gimore, William (61), 217 Central Park-av.  
 Haldship, Barbara (61), 282½ Wells-st.  
 Hatch, J. M. (74), 128 S. Waller avenue.  
 Hauslein, George (79), 1197 N. Halsted-st.  
 Heyder, Mrs. Mary (65), 56 Fremont-st.  
 Hufmeyer, John (61), 167 Janssen avenue.  
 Jerrain, Mrs. Julie Pelletier (88), 3222 Archer avenue.  
 Jackson, Oliver\* (61), 4460 Oakenwald-av.  
 Kufckerbocker, A. V.\* (61), 1107 Douglas Park boulevard.  
 Martin, Patrick (84), 4537 Washab avenue.  
 Morris, James E. (80), Palatine, Ill.  
 O'Brien, Timothy M., 25 Campbell park.  
 Pitkin, Stephen A. (71), 224 Schliefer-st.  
 Robinson, William R.\* (61), 75 W. Adams.  
 Russell, John S. (79), 33 Winthrop court.  
 Rutherford, T. A. (68), N. 68th and Grand.  
 Satterlee, George A.\* (61), 2704 Michigan avenue.  
 Schimmels, Christian\* (61), 571 S. Halsted.  
 Semmler, Mrs. Catherine\* (61), 10337 Throop street.  
 Sickinger, John\* (61), 2847 N. Hermitage.  
 Trausch, Anna M.\* (61), 559 27th street.  
 1846—Berger, Louis A. (74), 231 Cuyler-av.  
 Block, Mrs. Mary (62), 1574½ Sherman avenue, Evanston.  
 Bournique, Mrs. A. E.\* (60), 51 23d street.  
 Bouton, Nathaniel S. (79), 191 47th street.  
 Boyd, Mrs. Charles L.\* (60), 298 Bowen-av.  
 Brachtendorf, Anton (62), 343 Mohawk-st.  
 Brinkman, Henry (65), 92d street and Vincennes avenue.  
 Brinkworth, Mrs. Emma A.\* (60), 884 Irving place.  
 Brown, Edward C. (61), 293 E. 53d street.  
 Buckley, Thomas (70), 35 St. James place.  
 Burkhardt, Mrs. A. E. (74), Austin, Ill.  
 Clark, John M. (70), 2000 Prairie avenue.  
 Dayton, Mrs. Martha S.\* (60), 6950 Lowe-av.  
 Dodd, Richard W. (86), 7058 Eggleston-av.  
 Dunn, Mrs. Evaline (83), 2016 W. Adams.  
 Erickson, Pehr (86), N. 44th and Foster-avs.  
 Fischback, Mrs. Mary (66), 6933 Wentworth avenue.  
 Gansbow, Mrs. Anna M. (60), 617 S. Kedzie.  
 Gray, George L.\* (60), 2644 Indiana-av.  
 Griffin, Mrs. F. A. (70), 907 W. Monroe.  
 Gross, George M. (60), 3826 Rhodes avenue.  
 Guthrie, Ossian (80), 1049 N. Clark street.  
 Guthrie, Wardell (75), 2822 Indiana-av.  
 Hallifax, Mrs. Martha A. (62), 434 S. Oakley boulevard.  
 Hayes, Michael (61), 1601 W. Adams-st.  
 Healy, James T. (60), 3230 Indiana avenue.  
 Hitz, Louis J. (72), 95th street and Western avenue.  
 Hough, Albert J.\* (60), 4328 Kenwood-av.  
 Husted, Frank T. (60), 2133 Arlington avenue, Morgan Park.  
 Jacobs, Mrs. Amelia (70), 88 Cleveland-av.  
 Klassen, Jacob (71), 49 E. 30th street.  
 Klossman, Charlotte (66), 695 N. Maplewood avenue.  
 Knight, Jennie H.\* (60), 3336 Rhodes-av.  
 Koehler, Elizabeth (72), 687 Jackson-bd.  
 Lawrence, Theodore F.\* (60), 1955 N. Halsted street.  
 Lemmon, Vina (60), 1552 Lill avenue.  
 Lewis, Edward (60), 1445 State street.  
 Lipsch, Helena (84), 460 Orchard street.  
 Mackway, Mrs. Marian (70), 16 Kendall-st.  
 Mahler, J. Martin (70), 1530 Lill avenue.  
 McCarthy, John Thomas, 1329 Jackson-bd.  
 McHenry, Abbie Colby\* (60), 1815 Indiana avenue.  
 Monheimer, Conrad (73), 4033 Prairie-av.  
 Monroe, Benjamin F. (66), 834 E. 71st-pl.  
 Muenzenberg, Charles (75), 16 Orchard-st.  
 Munch, Peter (70), 4850 Bishop avenue.  
 Nelson, Andrew G. (80), 4635 Langley-av.

Neff, Mrs. Catherine (72), 123 E. Indiana-st.  
 Niehoff, Katherine (66), 1108 Wellington.  
 Norton, F. F., 1178 Fillmore street.  
 Polkey, Margaret\* (60), 3564 Vernon-av.  
 Quinlan, J. A., 728 LaSalle street.  
 Rock, Daniel J. (71), 1219 Lill avenue.  
 Schade, Henry (67), 4083 Evergreen street,  
 Norwood Park.

Schmidt, John (80), 172 LaSalle avenue.  
 Scott, Mrs. A. N. S., 914 W. Monroe-st.  
 Sears, Joseph\* (63), Kenilworth, Ill.  
 Shippy, Mary A. (75), 4537 Cottage Grove.  
 Sickingler, Jacob\* (60), 902 Devon avenue.  
 Sinclair, Mrs. A. E. A. (70), 6542 Lafay-  
 ette avenue.  
 Sippel, Nicholas (79), 184 Superior street.  
 Smalley, Mrs. Angeline K.\* (60), 1477 Kim-  
 ball avenue.

Snele Mrs. James (93), 7301 Langley-av.  
 Sulth, James H. (62), 418 Oak street.  
 Stratton, Helen A., 914 W. Monroe.  
 Taylor, George L. (60), 360 Wells-st.  
 Thatcher, G. L.\* (60), River Forest, Ill.  
 Tyler, Albert S.\* (60), 5401 East End-av.  
 Vernon, John M. (65), 340 S. Paulina-st.  
 Volmuth, Mrs. Marla (77), 139 E. Division.  
 Weir, Robert (66), 6022 Ingleside avenue.

1847—Barnard, Frederick (70), Oak Park.

Barrell, James (72), 4717 Kenwood avenue.  
 Barts, John (60), 5135 Dearborn street.  
 Beardsley, A. H., 5724 Rosalie court.  
 Beers, Cyrenius (60), 3417 S. Paulina-st.  
 Beers, George T. (69), 3416 S. Paulina-st.  
 Berry, Mrs. John J.\* (59), 258 Bissell-st.  
 Bishop, Joseph H. (67), 1752 York place.  
 Brethauer, Mrs. Fredericke (63), 1506 Oak-  
 dal-avenue.  
 Brettmann, Mrs. Louisa (59), 771 Armitage.  
 Brinkman, Mrs. Henry (66), 92d street and  
 Vincennes road.

Chamberlain, Thomas S. (59), 1668 W. Chi-  
 cago avenue.

Charlette, Mrs. Mary L. S.\* (59), 1463  
 Fulton street.

Chatterton, Martha S.\* (59), 2024 Wash-  
 ington boulevard.

Clausen, Mrs. Lizzie\* (59), 389 E. North-av.  
 Condon, Caroline (73), 321 W. 62d street.  
 Cosgrove, Matthew J.\* (59), 1582 Harvard.  
 Crosby, Benjamin F. (80), Oak Park.  
 Curtis, Charles C.\* (59), 110 Astor street.  
 Dony, John F.\* (59), 96 Hill street.  
 Haake, John D. (89), 2653 N. 41st court.  
 Haggard, John D.\* (59), 307 S. Pine-av.  
 Haines, Charles J. (59), Waukegan.

Hart, John E. (79), 32 Beethoven place.  
 Henderson, Robert\* (59), 1463 W. Polk-st.  
 Henrotin, Fernand (61), 353 LaSalle-av.

Hespen, John R. (76), 503 Lumber street.  
 Higgins, Mrs. L. A. R. (59), 383 Orchard.  
 Horn, Martin (71), 546 Wells street.

Hotchkiss, Gen. C. T. (74), 467 W. Monroe.  
 Hough, Charles H.\* (59), 4828 Kenwood-av.  
 Hoxle, Mary H.\* (59), 4440 Michigan-av.

Hunt, Mrs. Ellen L. (77), 3224 Forest-av.  
 Klein, Catherine (62), Rogers Park.

Koch, Magdalena (80), 363 Carroll avenue.  
 Kromenaker, John (62), 217 Chicago-av.  
 Lauer, Marfa (76), 616 E. Belmont-av.

Manierre, William R.\* (59), 399 Superior.  
 Markus, Fritz (67), 246 N. Curtis street.  
 Mason, James A.\* (59), 907 W. Monroe-st.

Meech, George A. (82), Morgan Park, Ill.  
 Meuret, Miss Florentine M. (64), 425 Chest-  
 nut street.

Meuret, Miss Jane (66), 425 Chestnut-st.  
 Morgan, William R.\* (59), 231 S. Central.  
 Morris, Timothy E. (62), 3151 Prairie-av.

Murphy, James C.\* (59), 266 W. Harrison.

McCagg, Ezra B. (81), 67 Cass street.  
 McAuliffe, John (86), 645 S. Center avenue.  
 Noll, Mrs. Louisa (76), 4927 St. Lawrence.  
 Perry, Oliver H., Press club.  
 Redden, John, 5 Edgemont avenue.  
 Schmidt, Mrs. Dorothea (67), 5335 Prince-  
 ton avenue.

Schubert, Mrs. Margaret (65), 5635 Prince-  
 ton avenue.  
 Sherman, Frederick J. (59), 3324 Milwau-  
 kee avenue.

Simmeral, Mrs. Anna (74), 256 Lawrence.  
 Simon, Simon (66), 2565 N. Ashland-av.  
 Simon, William (68), 3245 N. Clark street.

Stumpf, Sierna (75), 872 Armitage avenue.  
 Taylor, Mrs. Agnes M.\* (59), 32 Best-av.  
 Thiele, Heinrich (77), 522 Cleveland-av.

Thiele, Marla (78), 522 Cleveland-av.  
 Thilo, Mrs. Elizabeth (71), 807 N. Halsted.  
 Turner, John W.\* (59), 502 Addison.

Vernon, David (69), 833 W. Monroe street.  
 Vernon, Sarah A., 432 Claremont avenue.  
 Wayman, James B.\* (59), 2093 Kenmore.

Whitehead, Ed. J. (67), 5465 Washington.  
 Williamson, Elizabeth V., 432 Claremont  
 avenue.

Winchell, Juliet A. (64), 2223 N. 42d-ct.  
 Woltz, Fred (69), 1279 N. Clark street.

1848—Allen, Fred\* (77), 4721 Champlain-av.

Apfel, Mrs. Anna (86), 76 Hammond-st.  
 Barnes, Mrs. Letitia\* (58), Batavia, Ill.  
 Batterman, John Otto (76), 486 Ashland-bd.

Belden, William\* (58), 71 S. 43d court.  
 Brennan, Charles (83), 2878 Throop street.  
 Bremner, David F. (67), 5001 Greenwood.

Broderick, Michael (89), 52 Alexander-st.  
 Bryan, Frederick W.\* (58), 1033 Touhy-av.  
 Caldwell, Peter (84), 4424 Wallace street.

Cleveland, Silas E. (68), 929 W. Monroe-st.  
 Creet, Catherine (87), 30 Spruce street.  
 De Wolf, Edward\* (58), Waukegan, Ill.

Dimond, Phillippine S. (69), 45 Bryant-av.  
 Docter, Margaretha (62), 3218 South Park.  
 Douaire, Sarah S. (66), 1177 Perry street.

Dougall, John T. (58), 1079 W. Grace-st.  
 Dutch, James B. (67), 6637 Parnell avenue.  
 Eberlen, George P.\* (58), 638 Osgood-st.

Fenster, Marla (58), 1103 S. Harlem-av.  
 Finkler, Peter (83), 1821 Oakdale avenue.  
 Flanders, John J.\* (58), Glencoe, Ill.

Fredericks, Mrs. Anna (65), 398 Center-st.  
 Gray, P. W. (58), 2563 N. Winchester-av.  
 Greenebaum, Elias (84), 4510 Grand-bd.

Greenebaum, Henry (73), 4556 Ells-av.  
 Grimme, Louis E. (79), 99 Diversey court.  
 Groves, Denison F. (82), 4011 Lake avenue.

Gunderson, Gabriel (75), 372 W. Ohio-st.  
 Gunderson, Martin A. (71), 100 Park-st.  
 Gunderson, S. T. (67), 1294 Washington-bd.

Hector, Jacob S. (58), 3011 Archer avenue.  
 Henrotin, Charles (63), 251 Goethe street.  
 Hoge, Holmes (64), Evanston, Ill.

Huchbold, Mrs. Annie (62), 49 Canalport-av.  
 Kapp-Iman, Fred P. (63), 2207 Colfax  
 street, Evanston, Ill.

Kern-n, George P.\* (58), 1203 W. Adams-st.  
 Klstner, Valentine (87), 10324 Prospect-av.  
 Koelsel, John E.\* (58), 935 Winona-av.

Knulsen, Gunsten (85), 576 N. Sacramento.  
 Languth, J. F. (64), 357 Roscoe-bd.  
 Mar-um, John D. ("John Dillon," comed-  
 dian) (75), 5000 Washington avenue.

Miller, Theodore E. (73), 569 LaSalle-av.  
 Mitchell, Fannie Clark (75), 650 W. 62d-st.  
 Monheimer, Leonard (73), 4033 Prairie-av.

Mullen, John F. (58), St. Charles hotel.  
 Mulligan, Marian A. (65), 122 E. 50th-st.  
 McConnell, John\* (58), 60 Hawthorne.

McGurn, Christopher (64), 1352 Fulton-st.

- Oberg, Mrs. Dorothea (84), 829 N. Leavitt.  
Olson, Oliver (59), 610 W. Melrose street.  
Page, Charles L.\* (58), 40 Scott street.  
Pease, O. A. (71), 875 Austin avenue.  
Peck, Ferdinand W.\* (58), 1826 Michigan avenue.  
Price, Mrs. Laura J.\* (58), 511 W. Madison.  
Pringle, Mrs. Isabel M. (87), 5746 Jackson avenue.  
Pringle, Margaret\* (58), 5446 Jackson-av.  
Pringle, Thomas A. (60), Brainard, Ill.  
Randall, Mrs. T. D. (67), 2624 Calumet-av.  
Redell, Richard F. (63), 435 Dearborn-av.  
Reid, William G. (58), 5202 Cornell avenue.  
Renich, Mrs. Helen (59), 432 School street.  
Riley, John P. (61), 338 Hudson avenue.  
Rogan, John J. (60), 4253 S. State street.  
Sampson, John C.\* (58), 6 44th place.  
Schimmels, Capt. C., 571 South Halsted-st.  
Schlecht, Mrs. Catherine (63), 5803 Ohio street, Austin.  
Schlossman, Jos. B. (58), 294 37th street.  
Schmidt, Mrs. Sophie (71), Oak Park, Ill.  
Scouton, T. B.\* (58), 521 W. Madison-st.  
Scudder, Mrs. Mary A.\* (58), 104 Lincoln Park boulevard.  
Seaton, Isabel D.\* (58), 1016 W. Monroe-st.  
Sedgwick, Mrs. A. G. (69), 603 Park-av.  
Sheppard, Robert D.\* (58), Evanston, Ill.  
Sinclair, J. E. (69), Maywood.  
Smyth, John M. (63), 560 Dearborn-av.  
Smyth, Thomas A.\* (58), 803 Jackson-bd.  
Spikings, William H.\* (58), 3052 N. 40th-av.  
Stewart, Bridget (72), 646 W. 12th street.  
Varges, Edward E. (58), 712 Summerdale.  
Vial, Jennie\* (58), LaGrange, Ill.  
Walsh, James J. (72), 2961 Lyman street.  
Walsh, William C. (58), River Forest, Ill.  
Walter, Lorns (82), 1717 Roscoe street.  
Wemple, Leonard C. (70), 618 Farwell avenue, Rogers Park.  
West, A. W. (76), 2916 Groveland avenue.  
White, Mrs. Mary B. (64), Sandwich, Ill.  
Zimmerman, John S. (65), 132 Park avenue.  
1849—Balken, Peter M. (69), 71 Grove street, River Forest.  
Barnard, Gilbert W. (72), 3359 Calumet-av.  
Boyd, Charles L. (63), 298 Bowen avenue.  
Boyd, Mrs. Charles L.\* (60), 298 Bowen-av.  
Boyd, Robert (65), Hinsdale, Ill.  
Brennan, Matthew J. (71), 4018 Vincennes avenue.  
Brown, Mrs. Sophia (77), 3847 Dearborn-st.  
Buggie, James (58), 669 Warren street.  
Bushnell, Lewis (81), 439 W. Randolph-st.  
Bushnell, Mrs. Lewis (79), 439 West Randolph street.  
Byrne, Elizabeth (66), 614 Fulton street.  
Caster, Herbert E. (57), 425 E. 41st street.  
Cobb, Weldon J.\* (57), Downers Grove, Ill.  
Collins, Mrs. Ellen H. (63), 361 Fulton-st.  
Clowry, Mrs. Bridget (74), 463 W. 14th-st.  
Clowry, James, 4200 Ellis avenue.  
Clowry, John K., 437 Blue Island avenue.  
Clowry, Thomas, 2859 N. Robey street.  
Cullen, Mrs. M. (57), 604 E. 46th street.  
Culver, John (60), 2201 Dewey avenue, Evanston.  
Curtis, Rev. Edward H. (63), 6229 Kimbark avenue.  
Curtis, Henry M. (65), Evanston.  
Donoghue, Daniel R.\* (57), 6325 Monroe-av.  
Doty, Virginia E.\* (57), 5547 Washington avenue.  
Doyle, A. J.\* (57), 5915 Washington-bd.  
Doyle, James M. (67), 364 Ashland-bd.  
Eisey, Mrs. Anna (65), 1532 W. Adams-st.  
Erskine, Cecelia D. W.\* (57), 135 Lincoln Park boulevard.  
Foley, Mrs. Ellen (70), 3402 Wabash avenue.  
Fortmiller, Nicholas (60), Matteson, Ill.  
Frankenthal, Emmanuel (78), 4726 Greenwood avenue.  
Frauzen, Alexander (77), 17 Artesian-av.  
Freer, Frederick W.\* (57), 224 Ontario-st.  
Furst, Conrad (77), 84 Astor street.  
Glasebrook, George (81), 79 Flournoy street.  
Glasebrook, Mrs. Mary Ann (77), 79 Flournoy street.  
Goodwillie, Mrs. Cecilia (77), 20 Roslyn-pl.  
Goold, John E.\* (57), 2216 Prairie avenue.  
Grupe, Conrad (73), 1189 N. Maplewood-av.  
Guenther, Rebecca E. (65), 3020 Lake Park.  
Hatch, William H. (57), 114 Grove street, River Forest.  
Haushalter, William (57), 39 Gardner-st.  
Helland, John (64), 1506 Michigan avenue.  
Imhof, Mrs. C. (57), Pasadena, Cal.  
Jaeger, Julius F.\* (57), 759 Sheffield-av.  
Jaworski, Stephen D.\* (57), 1337 W. Jackson boulevard.  
Joslyn, Walter S. (63), 1610 Garfield-bd.  
Keboe, Mies, 639 S. Ashland avenue.  
Keith, A. L. (84), 5806 South Park avenue.  
Keller, George (88), 164 Newton street.  
Kindberg, N. A. (66), 1496 W. Foster-av.  
Kinzie, Mrs. Arthur E.\* (57), Riverside.  
Laiger, Fred G. (60), 364 Orleans street.  
Lang, Mrs. Katharina (86), 297 E. Chicago avenue.  
Larson, Iver (76), 691 N. Hoyne avenue.  
Lay, A. Tracy (82), 321 Michigan avenue.  
Leopold, Mrs. C.\* (57), 1295 N. Halsted.  
Loughlin, William M. (82), 2741 N. Robey.  
Mahler, H. F. (64), 14 DeKalb street.  
Melnie, Caroline (81), 425 Berenice avenue.  
Metzger, Charles S.\* (57), West Chicago.  
Melvin, Thomas H.\* (57), 1395 N. Artesian avenue.  
Miller, Brice A. (68), 46 Roslyn place.  
Mills, Luther Lufin (58), Oak Park.  
Moore, William J. (61), 66 Osgood street.  
Nelson, Sarah Earl\* (57), 2143 N. Hermitage avenue.  
Norton, Mrs. Louise C.\* (57), 150 Lincoln Park boulevard.  
O'Byrne, Mrs. Elizabeth (62), 996 Washington boulevard.  
Ohlendorf, William (81), 262 W. Huron-st.  
Olberts, Mrs. Catharina (57), 3302 Archer avenue.  
Oliver, Lucy Hicks (62), 1541 W. Monroe-st.  
Peckler, Katherine A. (58), 4038 Archer-av.  
Peeble, Cassius M. (62), 296 W. Monroe-st.  
Prindville, William H.\* (57), 407 Elm-st.  
Ritchie, Hugh (82), 331 Chestnut street.  
Rogers, Edward K.\* (57), 370 Ontario-st.  
Rooks, Mrs. Mary S., 964 Jackson-bd.  
Rumsey, George D.\* (57), 607 E. Division.  
Schuttler, John (77), 143 Center street.  
Scott, George M. (64), Riverside, Ill.  
Scupham, William C. (63), Homewood, Ill.  
Shepard, F. A.\* (57), 2030 W. Harrison-st.  
Smith, Frank Waldo\* (57), 5539 Cornell-av.  
Sutter, John D. (60), 745 Evanston avenue.  
Swenie, Mrs. Julie (59), 218 Dearborn-av.  
Talbot, H. Plumer, 241 Michigan avenue.  
Theis, Theodore (61), 32 Pine Grove-av.  
Thomas, Mrs. John W.\* (57), 515 Jackson.  
Ullrich, Mrs. Maria (70), 1556 Lill avenue.  
Waldhauser, Joseph (81), 186 N. Clark-st.  
Walz, George (77), 18 Myrtle street.  
Walsh, John R. (69), 2133 Calumet avenue.  
Weber, Mrs. Barbara M. (71), 64 Wilmot.  
Weber, Mary (60), 1634 Barry avenue.  
Wood, Seth\* (57), 361 W. Harrison street.  
Workmaster, John, Sr. (83), 3200 Vernon-av.  
Wygant, Alonzo (60), 537 Jackson-bd.



Wygant, Bernard (70), 131 Park avenue.  
 1850—Adcock, Albert W.\* (56), 327 Warren.  
 Baumann, Frederick (80), 43 Pine Grove-av.  
 Becker, Fred (72), 331 LaSalle avenue.  
 Berrentson, Berrent (82), 191 N. Curtis-st.  
 Boddeker, B. (68), 453 W. Chicago avenue.  
 Bomhake, William\* (56), 2021 W. Leland.  
 Bradley, C. A., 180 Monroe street.  
 Brown, Canute (61), 502 Winona avenue.  
 Butler, F. L. (66), 1635 Michigan avenue.  
 Butterfield, Caroline S. (56), 696 W. Adams.  
 Carpenter, George B. (72), 107 Lincoln Park  
 boulevard.  
 Clingman, Charles W.\* (56), 4748 Wood-  
 lawn avenue.  
 Cohut, Mary (73), 542 W. Chicago avenue.  
 Coleman, Edward\* (56), 2829 Archer-av.  
 Connor, Bassett (77), 3105 Stell street.  
 Conroyd, James, 45 North Curtis street.  
 Dennis, John (63), 34 St. John's court.  
 Dunne Michael J. (66), 4901 Madison-av.  
 Ebersold, Mrs. Julia S. (62), 4401 Lake-av.  
 Erickson, Mrs. Martha (84), 3424 South  
 Park avenue.  
 Finke, Mrs. Anna M. (77), 2098 Greshaw-st.  
 Freytag, Mrs. Margarethe\* (56), 1096 N.  
 Clark street.  
 Gerts, George E. (79), Oak Park, Ill.  
 Goodwillie, Robert\* (56), 5038 Washington  
 Park court.  
 Gordon, Elizabeth C. (66), 674 Fulton-st.  
 Goble, Mrs. Mary\* (56), 959 Sawyer-av.  
 Haines, Walter S.\* (56), 464 W. Adams-st.  
 Hawes, Robert (71), 2935 Bonfield street.  
 Head, James H.\* (56), Oak Park, Ill.  
 Height, A. B. (76), 313 W. 60th place.  
 Hevle, Matilda Reimers, 1815 Melrose-st.  
 Hilliard, Stephen A. (72), 1932 Deming-pl.  
 Hogan, P. (68), 136 N. State street.  
 Hough, Walter C.\* (56), 5735 Rosalie court.  
 Houllhan, Robert D.\* (56), 865 Osgood-st.  
 Howe, Miss Francis\* (56), Porter, Ind.  
 Husted, Julia Hoyt\* (56), 429 E. 55th street.  
 Jiroch, Joseph (60), 279 Mohayk street.  
 Johnson, Andrew P. (71), 695 N. Robey-st.  
 Johnson, Peter (64), 695 N. Robey street.  
 Kent, Mrs. L. B.\* (56), 4024 Prairie avenue.  
 Koehler, B. (78), 687 Jackson boulevard.  
 Kotz, Charles E.\* (56), 1089 Carmen avenue.  
 Kuhy, Charles (72), 605 W. North avenue.  
 Langheinrich, Edward\* (56), 246 Sheffield.  
 Link, Ferdinand, (77), 76 Walton place.  
 Lochr, Justus P. C. (65), 789 Burling street.  
 Martin, Mrs. Mary (58), 6418 Langley-av.  
 Miller, Ed M. (56), 664 S. Halsted street.  
 Moore, William J. (69), 95 Fremont street.  
 Morris, William (63), 499 Woodlawn-av.  
 Moser, George W.\* (56), 400 Maple avenue,  
 Oak Park, Ill.  
 Munson, John (67), W. Foster and N. 47th-avs.  
 McDermott, Michael (60), 3528 Wabash-av.  
 Newton, Hanna Reimers, 1815 Melrose-st.  
 Norton, Mrs. Lucy, 231 E. 54th street.  
 Nurnberger, Mrs. Emille (68), 2968 S. State.  
 Oblerking, John H. (64), 516 Washington.  
 Patterson, Robert W.\* (56), Auditorium.  
 Pfeiffer, Charles\* (56), Hinsdale, Ill.  
 Plinkerton, William A. (60), 195 Ashland-bd.  
 Pomy, Mrs. Anna (61), 499 Webster avenue.  
 Poole, Manning S. (74), 570 W. 12th street.  
 Poole, Mrs. Mary S. (70), 570 W. 12th-st.  
 Powell, John, 1852 W. Congress street.  
 Propper, Frederick C. (63), Dolton.  
 Randall, Thomas D. (72), 2624 Calumet-av.  
 Redell, Mrs. J.\* (56), 547 Berenice avenue.  
 Reinhart, John (58), 1033 Wellington-st.  
 Reynolds, Samuel (86), 1213 W. Monroe-st.  
 Sammons, E. Hudson\* (60), 3149 Rhodes-av.  
 Senf, Sophia (58), River Grove, Ill.

Seelye, Henry E. (79), 1134 Chicago avenue,  
 Evanston.  
 Shackelford, Collins (64), 1609 N. Sawyer.  
 Sheldon, Edwin B.\* (56), New York city.  
 Smith, Mrs. Mary Ann\* (56), 1242 W. Mad-  
 ison street.  
 Spies Mary (75), 134 Hudson avenue.  
 Spry, Ellen (68), 481 W. Monroe street.  
 Uchtmann, John D. (74), 351 S. Halsted-st.  
 Weihe, Mrs. Caroline (65), 919 Roscoe-st.  
 Wells, Edwin S. (77), Lake Forest, Ill.  
 Winsauer, Mrs. Louise\* (56), 113 Walton-pl.  
 Winterburn, John\* (56), Mount Forest Ill.  
 Workmaster, John\* (56), 3200 Vernon-av.

DIED IN 1906.

Adsit, Mrs. Arville Chapin (85), 400 Dear-  
 born avenue; arrived 1838; died May 6.  
 Alken, Elizabeth (89), 283 West Monroe  
 street; arrived 1837; died Jan. 17.  
 Barry, James L., 161 Honore street; arrived  
 1840; died Dec. 3.  
 Boyd, James (76), Springfield, Mass.; arrived  
 1848; died Aug. 14.  
 Brown, Andrew J. (86), 1505 Oak avenue,  
 Evanston; arrived 1837; died Feb. 11.  
 Chalmers, Mrs. Thomas, 179 Ashland boulev-  
 ard; arrived 1845; died Nov. 7.  
 Connell, William (75), 278 Oak street; ar-  
 rived 1843; died Sept. 10.  
 Dunne, William (91), 865 Central avenue;  
 arrived 1843; died Jan. 16.  
 Evans, Margaret (76), Denver, Col.; arrived  
 1845; died Sept. 7.  
 Friend, Berman (79), 4239 Grand boulevard;  
 arrived 1840; died June 16.  
 Feency, P. C. (74), 188 West Madison street;  
 arrived 1850; died May 13.  
 Forman, Mrs. Caroline Clarke (64), 2024 In-  
 diana avenue; born in Chicago 1842; died  
 Sept. 14.  
 Furst, Mrs. Dorothea (56), 84 Astor street;  
 born in Chicago 1849; died May 8.  
 Gavin, John B. (70), Waukegan, Ill.; arrived  
 1841; died May 4.  
 Gillmore, Mary L. (77), 6630 Monroe avenue;  
 arrived 1850; died March 30.  
 Goodrich, Timothy W. (84), Milwaukee,  
 Wis.; arrived 1837; died June 10.  
 Goodwillie, David, (77), 20 Roslyn place; ar-  
 rived 1848; died Feb. 17.  
 Jenks, Moses W. (85), 1025 Ayars place,  
 Evanston; arrived 1840; died April 3.  
 Hoag, Thomas C. (1825), Pasadena, Cal.; ar-  
 rived 1840; died April 16.  
 Holway, William C. (61), Wabash avenue  
 and Hubbard-pl.; arrived 1850; died Aug. 26.  
 Hurd, Harvey B. (78), 1572 Ridge avenue,  
 Evanston; arrived 1845; died Jan. 20.  
 Johnson, Mrs. Anna (85), 1060 North Hamlin  
 avenue; arrived 1845; died March 16.  
 Kasten, Mrs. William (70), Freeport, Ill.;  
 born in Chicago 1836; died May 20.  
 Kollman, Mrs. Catherine (89), 4536 Oaken-  
 wald avenue; arrived 1844; died Oct. 24.  
 Lane, Albert G. (65), 430 West Adams street;  
 born in Chicago 1841; died Aug. 22.  
 Lord, Edgar A. (63), 1901 Indiana avenue;  
 arrived 1848; died May 23.  
 Mathewson, Artemus J. (90), Lockport, Ill.;  
 arrived 1837; died Sept. 18.  
 Meadowcroft, Mrs. Catherine E. S. (78), 2801  
 Prairie avenue; arrived 1837; died April 12.  
 McArthur, John (79), 504 West Monroe street;  
 arrived 1849; died May 15.  
 McCagg, Miss Caroline (86), 1505 Oak ave-  
 nue, Evanston; arrived 1845; died March 13.  
 Nyman, Jay C. (90), 507 Dearborn avenue;  
 arrived 1833; died Aug. 17.

Pardce, Mrs. Elizabeth L. (84), 150 Lincoln Park boulevard; arrived 1843; died Jan. 14.  
 Parsons, Amelia S. (68), 5550 Washington avenue; arrived 1838; died Oct. 25.  
 Prindville, John (82), 388 North State street; arrived 1836; died Jan. 15.  
 Raymond, Eliza S. (74), 283 Hazel avenue; arrived 1838; died Sept. 28.  
 Ross, William C. (57), 4332 Vincennes avenue; arrived 1850; died April 22.  
 Russer, Henry (68), 64 Pearson street; born in Chicago 1838; died Nov. 5.  
 Schuettler, Peter (1841), 66 Lake Shore drive; arrived 1842; died in Germany, Sept. 16.

Shields, Michael (60), 573 Dearborn avenue; arrived 1848; died May 6.  
 Shinkie, Jacob W. (77), 2548 Kenmore avenue; arrived 1848; died Feb. 14.  
 Tyler, Mrs. Helen M. (80), 491 North Clark street; arrived 1832; died Sept. 13.  
 Tyrrell, Mrs. Lucinda C. (88), 535 Washington boulevard; arrived 1845; died April 19.  
 Vandercook, Charles (87), Austin, Ill.; arrived 1838; died Sept. 21.  
 Wingert, John (74), Norwood Park; arrived 1842; died Oct. 27.  
 Woodruff, Mrs. Della (88), 2003 Prairie avenue; arrived 1833; died Oct. 8.

STATISTICS OF RAILWAYS IN THE UNITED STATES.

Prepared for The Daily News Almanac and Year-Book by Siason F. Thompson, manager of the Bureau of Railroad News, Chicago.

MILEAGE AND EQUIPMENT.

	1905.	1906.
Mileage (sin. trk.)	216,974	a220,026
Mileage (2d trk.)	17,056	b17,526
Mileage (3d trk.)	1,609	b1,752
Mileage (4th trk.)	1,216	b1,217
Mileage, yard, trk. and sidings.....	69,942	b70,265
<b>Tot. all tracks.</b>	<b>306,797</b>	<b>310,786</b>
No. of locomotives	48,357	No data.
Number of cars...	1,842,871	No data.
No. of employes..	1,382,196	b1,459,190
Compensation of employes .....	\$839,944,680	b\$903,859,815

CAPITALIZATION.

Common stock....	\$5,180,933,907	No data.
Preferred stock....	1,373,623,144	No complete data.
Funded debt....	7,250,701,070	
<b>Total .....</b>	<b>13,805,258,121</b>	
Owned by railw'ys	2,638,152,129	
Net capitalizat'n.	11,167,105,992	

PUBLIC SERVICE.

Pass. carried....	738,834,667	b749,535,876
Tons freight car'd	1,427,731,905	b1,439,735,339

EARNINGS AND EXPENSES.

Pass. revenue....	\$472,694,732	
Mail .....	45,426,125	
Express .....	45,149,155	
Other earnings (passenger) .....	11,040,142	a\$618,555,934
<b>Freight revenue..</b>	<b>1,450,772,838</b>	
Other earnings (freight) .....	5,080,266	a1,640,942,862
<b>Other earnings from operation..</b>	<b>52,319,148</b>	<b>No data.</b>
<b>Gross earnings..</b>	<b>2,082,482,406</b>	<b>a2,319,760,030</b>
Operating exp....	1,390,602,152	a1,532,163,153
Operating ratio..	66.78	a66.04
<b>Net earnings from operation .....</b>	<b>\$691,880,254</b>	<b>a\$787,596,877</b>
Inc. other sources	231,898,553	a132,624,982
Int., rents, taxes* & other charges	596,688,420	a590,386,554
<b>Net income.....</b>	<b>327,090,357</b>	<b>a329,835,305</b>
Dividends .....	238,046,897	a229,406,598
Surplus .....	89,043,490	a100,428,707

(a) 99% of total reported to the interstate-commerce commission.  
 (b) 94% of total as reported to Railway News bureau.  
 \*Taxes, 1905, \$63,447,679; 1906, \$68,903,288.

STATISTICS OF RAILROADS IN CHICAGO ASSOCIATION.

(25 roads.)

MILEAGE.

	1905.	1906.
Single trk. mileage	62,950	64,147
Second track.....	7,594	8,002
Third track.....	412	521
Fourth track.....	234	275
Yard, track and sidings .....	22,841	* 23,842
<b>Tot. miles all trks</b>	<b>94,031</b>	<b>96,787</b>

CAPITALIZATION.

Capital stock.....	\$1,558,104,662	\$1,652,166,821
Funded debt.....	1,949,909,807	2,211,417,549
Equipment trust obligations .....	No data.	30,903,536

Gross capital ...	3,508,014,469	3,894,487,906
Stock other roads owned .....	No data.	541,874,341
Bonds other roads owned .....	No data.	201,103,311
Other stocks and bonds (value)....	No data.	43,606,903
<b>Total .....</b>	<b>3,997,898,351</b>	<b>3,097,898,351</b>
Net capitalization.....		50,429
Net capital per mile of line....		33,168
Net capital per mile of track....		

EARNINGS AND EXPENSES.

Gross earnings from operation...	\$655,729,187	\$735,332,624
Operating expenses	451,230,888	493,372,460

Net earnings from operation .....	204,498,299	241,960,164
Income from other sources .....	35,106,114	42,961,279

<b>Gross income....</b>	<b>239,604,413</b>	<b>284,821,443</b>
-------------------------	--------------------	--------------------

DEDUCTIONS FROM INCOME.

Interest on funded debt .....	\$84,871,925	\$88,718,536
Interest on current liabilities .....	2,766,347	3,340,093
Rents paid for lease of road....	19,495,602	20,656,114
Taxes .....	20,614,323	22,926,149
Perm. improv'ts	11,640,407	25,496,593
Other deductions..	7,353,456	19,669,660

<b>Total deductions.</b>	<b>146,742,060</b>	<b>180,807,150</b>
<b>Net income.....</b>	<b>92,862,353</b>	<b>104,014,293</b>
Dividends:		
Common stock...	44,399,249	47,547,523
Preferred stock..	14,312,757	22,325,358
Other payments...	3,544,976	30,277
<b>Total .....</b>	<b>67,256,982</b>	<b>69,903,167</b>
<b>Surplus .....</b>	<b>25,605,371</b>	<b>34,111,126</b>

## ILLINOIS CIVIL LIST.

Corrected to Dec. 1, 1906.

## EXECUTIVE DEPARTMENT.

	Salary
Governor—Charles S. Deneen, R., Cook county.....	\$6,000
Lieutenant-Governor—Lawrence Y. Sherman, R., McDonough county.....	1,000
Secretary of State—James A. Rose, R., Pope county.....	3,500
Auditor—James S. McCullough, R., Champaign county.....	3,500
Treasurer—John F. Smulski, R., Cook county.....	3,500
Superintendent of Public Instruction—Francis G. Blair, R., Coles county.....	3,500
Attorney-General—William H. Stead, R., LaSalle county.....	3,500
Insurance Superintendent—William H. Vredenburg, Springfield.....	3,500
Adj.-Gen.—Thomas W. Scott, Fairfield.....	3,000

## THE SUPREME COURT.

The Supreme court consists of seven judges, elected for a term of nine years, one from each of the seven districts into which the state is divided. The election is held in June of the year in which any term expires.

JUSTICES.  
Salary \$10,000.

Dist.	Name	Term expires
1.	Alonzo K. Vickers, Vienna.....	June, 1915
2.	William M. Farnum, Vandalia.....	June, 1915
3.	Jacob W. Wilkin, Danville.....	June, 1915
4.	Guy C. Scott, Aledo.....	June, 1912
5.	John P. Hand, Cambridge.....	June, 1909
6.	James H. Cartwright, Oregon.....	June, 1915
7.	Orrin N. Carter, Chicago.....	June, 1915
	Reporter—Isaac M. Phillips.	
	Clerk—Christopher Mamer.	
	Librarian—Ralph H. Wilkin.	

Terms of court are held in Springfield, commencing on the first Tuesday in February, April, June, October and December.

## UNIVERSITY OF ILLINOIS.

## Board of trustees.

Ex Officio Members—The governor, the president of the state board of agriculture, the state superintendent of public instruction.

Mary E. Buscy, Urbana.....	1911
Charles Davison, Chicago.....	1911
William L. Abbott, Chicago.....	1911
Alex. McLean, Macomb.....	1913
Fredrick L. Hatch, Spring Grove.....	1913
Carle T. Alexander, Belleville.....	1913
Laura B. Evans, Taylorville.....	1909
Lewis L. Lehman, Mattoon.....	1909
L. H. Kerriek, Bloomington.....	1909

(Ex officio members as above.)

President of University—Dr. Edmund J. James.

Secretary—W. L. Pillsbury.  
Business Manager—Prof. S. W. Shattuck, Champaign.

## TRUSTEES NORTHERN STATE NORMAL SCHOOL.

Located at DeKalb.

A. A. Goodrich, president, Chicago.....	1903
J. J. McAllen, secretary, Aurora.....	1905
Isaac L. Ellwood, DeKalb.....	1903
Leroy A. Goddard, Chicago.....	1909
Isaac F. Edwards, Dixon.....	1907
Francis G. Blair, ex officio, Springfield.	
President—John W. Cook.	

## TRUSTEES EASTERN STATE NORMAL SCHOOL.

Located at Charleston. Term expires

W. L. Kester, president, Kansas.....	1907
John H. Marshall, Sec., Charleston.....	1905
John S. Culp, Bethalto.....	1905
Clarence H. Oxman, Grayville.....	1907
H. G. Van Sandt, Montrose.....	1903
Francis G. Blair, ex officio, Springfield.	
President—L. C. Lord.	

## TRUSTEES SOUTHERN NORMAL UNIVERSITY.

Located at Carbondale.

J. M. Burkhart, Marion.....	1907
Hugh Lander, Carbondale.....	1909
H. H. Beckemeyer, Buxton.....	1903
F. C. Vandervoort, Bloomington.....	1905
W. S. Phillips, Itidway.....	1905
Francis G. Blair, ex officio, Springfield.	
President—D. B. Parkinson.	

## STATE NORMAL UNIVERSITY.

Located at Normal.

Managed by state board of education.

Francis G. Blair, ex officio, Springfield.....	1903
Enoch A. Gastman, Decatur.....	1909
Charles L. Capen, Bloomington.....	1909
William R. Sandham, Wyoming.....	1905
E. R. E. Kimbrough, Danville.....	1909
Mrs. Ella F. Young, Chicago.....	1907
William H. Hainline, Macomb.....	1907
Forrest F. Cook, Galesburg.....	1905
Frank A. Kerns, Wyoming.....	1909
Jacob L. Bailey, Macomb.....	1905
George B. Harrington, Princeton.....	1903
P. K. Walker, Rockford.....	1907
Joseph L. Robertson, Peoria.....	1909
B. O. Willard, Rushville.....	1905
Solomon H. Trego, Clayton.....	1905
President—David Felmley.	

## TRUSTEES WESTERN STATE NORMAL SCHOOL.

Located at Macomb.

John M. Keifer, president, Macomb.....	1909
Fred R. Jelfif, secretary, Galesburg.....	1903
John A. Mead, Augusta.....	1909
Lewis H. Hanna, Monmouth.....	1907
J. F. Mains, Strougburst.....	1907
Francis G. Blair, ex officio, Springfield.	
Acting Principal—S. B. Hursh.	

## TRUSTEES OF STATE HISTORICAL LIBRARY.

Located at Springfield.

Edmund J. James.....	Champaign
George N. Black.....	Springfield
Dr. M. H. Chamberlain.....	Lebanon
Librarian—Mrs. J. P. Weber.	

## TRUSTEES OF SCHOOL FOR BLIND.

Located at Jacksonville.

Charles A. Hammond, Stockton.....	1907
C. D. Babb, Homer.....	1905
George W. Moore, Arnold.....	1909
Superintendent—Joseph H. Freeman.	

## INDUSTRIAL HOME FOR THE BLIND.

Located at Chicago.

Joseph E. Otis, president, Chicago.	
Edward R. Litzinger, Chicago.	
W. J. Jackman, Chicago.	
Charles W. Kiser, Chicago.	
Edward J. Nolan, Chicago.	
Superintendent—Jos. Schabeck.	

## SCHOOL FOR THE DEAF.

Located at Jacksonville. Term expires  
 John R. Robertson, Jacksonville.....1907  
 W. W. Watson, Barry.....1905  
 F. H. Wemple, Waverly.....1909  
 Superintendent—Charles P. Gillette.

## EYE AND EAR INFIRMARY.

Located at Chicago.  
 Dr. W. T. Montgomery, pres., Chicago..1907  
 Dr. Harold Evenson, Ottawa.....1909  
 Dr. A. E. Prince, Springfield.....1905  
 Superintendent—C. T. Garrard.

## INSTITUTION FOR FEEBLE-MINDED CHILDREN.

Located at Lincoln.  
 James W. Gibson, president, Newton..1907  
 John Wagner, McLean.....1909  
 Carl F. Bartling, Litchfield.....1905  
 Superintendent—C. B. Taylor, M. D.

## STATE BOARD OF AGRICULTURE

1907-1908.

President—Geo. H. Madden, Mendota.  
 Vice-President at Large—A. D. Barber,  
 Hamilton.

Secretary—W. C. Garrard, Springfield.  
 Treasurer—E. A. Hall, Springfield.

## Dist. VICE-PRESIDENTS.

1. Martin Conrad.....	Chicago
2. Charles E. Randall.....	Chicago
3. Ira McCord.....	Chicago
4. William E. Skinner.....	Chicago
5. Robert O'Dwyer.....	Chicago
6. F. M. Blount.....	Chicago
7. J. J. McComb.....	Chicago
8. Lewis Wilk.....	Chicago
9. J. F. Rehm.....	Chicago
10. H. J. Oater.....	Libertyville
11. C. F. Dike.....	Nunda
12. A. J. Lovejoy.....	Roscoe
13. J. E. Taggart.....	Ridott
14. E. B. David.....	Aledo
15. George A. Anthony.....	Kewanee
16. James K. Hopkins.....	Princeton
17. LaFayette Funk.....	Shirley
18. J. A. Cunningham.....	Hoopeston
19. Dr. J. T. Montgomery.....	Charleston
20. A. O. Auten.....	Jerseyville
21. Charles M. Woods.....	Springfield
22. John S. Culp.....	Bethalto
23. Thomas S. Marshall.....	Salem
24. John M. Crebs.....	Carmi
25. Joab Goodall.....	Marion

## BOARD OF COMMISSIONERS OF LABOR.

Salary \$5 per day for thirty days.

G. L. Pittenger.....Centralia  
 J. D. Peters.....Carbondale  
 Frank B. Mott.....Galesburg  
 Edgar F. Willa.....Decatur  
 M. H. Madden.....Chicago  
 Secretary—David Ross, Springfield.

## HORTICULTURAL SOCIETY.

Created by act of March 24, 1874.

President—H. A. Aldrich, Neoga.  
 Vice-President—George J. Foster, Normal.  
 Secretary—L. R. Bryant, Princeton.  
 Treasurer—J. W. Stanton, Richview.

## EXECUTIVE BOARD.

H. A. Aldrich, Neoga.....	State
L. R. Bryant, Princeton.....	State
J. L. Hartwell, Dixon.....	Northern
H. T. Thompson, Marengo.....	Northern
J. R. Reasoner, Urbana.....	Central
G. J. Foster, Normal.....	Central
A. V. Schermerhorn, Kinmundy.....	Southern
J. W. Stanton, Richview.....	Southern

## STATE GAME COMMISSIONER.

J. A. Wheeler.....Springfield

## ILLINOIS FARMERS' INSTITUTE.

Created by act of June 24, 1895. Term, two years.

President—A. V. Schermerhorn, Kinmundy.  
 Vice-President—S. B. Mason, Bloomington.  
 Superintendent—Frank H. Hall, Aurora.  
 Secretary—H. A. McKeene, Springfield.  
 Treasurer—A. P. Grout, Winchester.  
 Auditor—Frank I. Mann, Gilman.

## BOARD OF DIRECTORS.

Ex Officio—Superintendent of public instruction, dean of the college of agriculture, president of state board of agriculture, president state horticultural society, president state dairymen's association.

Elected by congressional districts:

1. C. P. Reynolds.....	Chicago
2. B. R. Pierce.....	Chicago
3. M. K. Sweet.....	Glenwood
4. W. M. Manley.....	Chicago
5. John M. Houseman.....	Chicago
6. Charles W. Farr.....	Chicago
7. James Frake.....	Chicago
8. John M. Clark.....	Chicago
9. J. F. Rehm.....	Chicago
10. R. W. Chittenden.....	Gurnee
11. J. P. Mason.....	Elgin
12. B. F. Wyman.....	Sycamore
13. A. N. Abbott.....	Morrison
14. W. H. Lyferd.....	Port Byron
15. George W. Dean.....	Adams
16. Ralph Allen.....	Delavan
17. S. B. Mason.....	Bloomington
18. F. I. Mann.....	Gilman
19. E. E. Chester.....	Champaign
20. A. P. Grout.....	Winchester
21. Edward Grimes.....	Raymond
22. E. W. Burroughs.....	Edwardsville
23. A. V. Schermerhorn.....	Kinmundy
24. J. F. McCartney.....	Metropolis
25. H. G. Easterly.....	Carbondale

## INSPECTORS OF GRAIN.

Winfield Scott Cowen.....	Chicago
Silas B. Hodges.....	Joliet
F. E. Lewis.....	Savanna
W. P. Dixon.....	Kankakee
J. M. Garland.....	Decatur
J. S. McCloud.....	Sheldon
Charles Davis.....	East St. Louis

## STATE ENTOMOLOGIST.

Prof. S. A. Forbes.....Urbana

## FISH COMMISSIONERS.

Headquarters at Havana. Term expires

Nathan H. Cohen, president, Urbana.....1907  
 S. P. Bartlett, secretary, Quincy.....1905  
 Henry Keine, Chicago.....1906

## LIVE-STOCK COMMISSIONERS.

Salary \$5 a day and expenses.

Office at Springfield.

Wm. P. Smith, president, Monticello...1906  
 A. W. Sale, Springfield.....1905  
 John Juneman, Springfield.....1907  
 Secretary—H. E. Wadsworth, Springfield.  
 State Veterinarian—C. P. Lovejoy, Princeton.

## STATE FOOD COMMISSIONER.

Office, Manhattan bldg., Chicago.

A. H. Jones, Robinson.....1905  
 H. E. Schuknecht, assistant.....Chicago  
 T. J. Bryan, state analyst.....Chicago  
 Lucy F. Doggett, asst. state analyst.Chicago

**STATE BOARD OF EQUALIZATION.**  
Elected Nov. 8, 1904. Term of office four  
Dist. years.

1. Charles A. Wathler, R.....	Chicago
2. Warren E. Colburn, R.....	Chicago
3. Frank E. Christian, R.....	Chicago
4. Randolph Mulac, R.....	Chicago
5. John Sheridan, R.....	Chicago
6. John T. O'Connell, R.....	Chicago
7. James J. McComb, R.....	Chicago
8. Andrew J. Schultz, R.....	Chicago
9. Charles MacMahon, R.....	Chicago
10. Robert M. SImon, R.....	Chicago
11. George W. Eldredge, R.....	Richmond
12. Edward H. Marsh, R.....	Rockford
13. Edmund Jackson, R.....	Fulton
14. John Y. Whiteman, R.....	Biggsville
15. John S. Cruttenden, R.....	Quincy
16. Starr H. Beatty, R.....	Delavan
17. Samuel M. Barnes, R.....	Fairbury
18. Frank P. Martin, R.....	Watseka
19. Thomas N. Leavitt, R.....	Marva
20. L. D. Hirschelmer, D.....	Pittsfield
21. James H. Paddock, R.....	Springfield
22. Uten S. Nixon, R.....	Alton
23. William W. Austin.....	Ethingham
24. James B. Blackman, R.....	Harrisburg
25. Carroll Moore, R.....	Benton

**BOARD OF HEALTH.**

Office at Springfield. Term expires

G. W. Webster, M. D., pres., Chicago.....	1905
Jas. A. Egan, M. D., sec., Springfield.....	1907
J. C. Sullivan, M. D., treasurer, Cairo.....	1905
Henry Richings, M. D., Rockford.....	1908
E. E. Niedringhaus, Granite City.....	1911
W. Harrison Hipp, M. D., Chicago.....	1910
P. H. Wessel, M. D., Moline.....	1909

**FACTORY INSPECTORS.**

Office New Era building, Chicago. Salary

Edgar T. Davies, Chicago.....	\$1,500
Rollin H. Woods, Rock Falls.....	1,000

**DEPUTY INSPECTORS.**

Mrs. Sarah Crowley, Chicago.....	750
Adele M. Whitgreave, Chicago.....	750
Marie L. Morrow, Chicago.....	750
Mrs. Jennie M. Canedy, Chicago.....	750
John Fitzsimmons, Chicago.....	750
Mrs. F. H. Green, Chicago.....	750
M. S. Reiger, Chicago.....	750
Oscar Jencks, Bunker Hill.....	750
Jacob Swank, Forrester.....	750
George Johnson, Bloomington.....	750
T. D. McFarland, Chicago.....	750
Joseph Mitchell, Chicago.....	750
Adam Mensche, Keowance.....	750
Mrs. Esther F. Bradford, Chicago.....	750
Eugene Whiting, Canton.....	750
J. M. Patterson, Chicago.....	750
Jacob Goldman, Chicago.....	750
Mrs. Evelyn Marlon Atchley, Freeport.....	750

**STATE MINING BOARD.**

Office at Springfield. Salary \$5 per day  
and expenses while in service.

Richard Newsam, president.....	Peoria
William Atkinson.....	Murphysboro
Lee Kinkald.....	Athens
Daniel Reece.....	Danville
Hugh Murray, M. E.....	Nashville

Secretary—Thomas Moses.

**INSPECTORS OF MINES.**

Dist. Salary \$1,800 per annum.

1. Hector McAllister.....	Streator
2. Thomas Hudson.....	Galva
3. James Taylor.....	Peoria
4. Thomas Weeks.....	Bloomington
5. Thomas Hannah.....	Riverton
6. Frank J. Campbell.....	Maryville
7. W. Williams.....	Marissa
8. Walton Rutledge.....	Alton

9. John Dunlop.....	Centralla
10. Thomas Little.....	Herrin

**BOARD OF PHARMACY.**

Office at Springfield. Term expires

W. Bodemann, Chicago.....	1908
Bernard Schwartz, Jr., Salem.....	1908
W. A. Dyche, Evanston.....	1905
M. C. Metzgar, Cairo.....	1906
Joseph F. Schreve, Jacksonville.....	1907

Secretary—Fred C. Dodds.

**DENTAL EXAMINERS.**

Salary \$5 a day.

T. W. Pritchett, president, Whitehall.....	1904
J. G. Reid, secretary, Chicago.....	1907
G. H. Damron, Arcola.....	1906
Charles R. Taylor, Streator.....	1908
Charles P. Pruyn, Chicago.....	1905

Office—1204, 67 Wabash avenue, Chicago.

**CENTRAL HOSPITAL FOR THE INSANE.**

Located at Jacksonville.

Henry Miner, Winchester.....	1905
George W. Ross, Carrollton.....	1907
John R. Davis, Jacksonville.....	1909

Superintendent—H. B. Carriel, M. D.

**EASTERN HOSPITAL FOR THE INSANE.**

Located at Kankakee.

Charles E. Robinson, Chebanse.....	1907
Bernard E. Sunny, Chicago.....	1911
Alba M. Jones, Milford.....	1909

Superintendent—Dr. James L. Green.

**NORTHERN HOSPITAL FOR THE INSANE.**

Located at Elgin.

C. W. Marsh, DeKalb.....	1907
P. M. Woodworth, Chicago.....	1911
Robert Rew, Rockford.....	1911

Superintendent—Dr. V. H. Podstata.

**SOUTHERN HOSPITAL FOR THE INSANE.**

Located at Anna.

H. H. Kohn, Anna.....	1911
John Lynch, Olney.....	1907
W. H. Wood, Cairo.....	1909

Superintendent—W. L. Athon, M. D.

**WESTERN HOSPITAL FOR THE INSANE.**

Located at Watertown.

William Trembor, Freeport.....	1907
Frank W. Gould, Moline.....	1909
Allan M. Clement, Chicago.....	1905

Superintendent—W. E. Taylor.

**ASYLUM FOR INCURABLE INSANE.**

Located at Peoria.

S. O. Spring, Peoria.....	1903
K. M. Whitham, Aledo.....	1903
E. M. Wayne, Delavan.....	1909

Superintendent—Dr. George A. Zellar.

**ASYLUM FOR INSANE CRIMINALS.**

Located at Chester.

Thomas J. Clark, president, Quincy.....	1910
James E. McClure, Carlisle.....	1908
Kufus Neely, Marlon.....	1906

Superintendent—Dr. Walter E. Sanger.

**STATE REFORMATORY.**

Located at Pontiac.

Managers.

Rev. Samuel Fallows, Chicago.....	1909
Charles A. Purdunn, Marshall.....	1913
Fred E. Sterling, Rockford.....	1905
G. DeF. Kinney, Peoria.....	1907
J. Stanley Browne, Rockford.....	1911

Superintendent—M. M. Mallary.

## COURT OF CLAIMS.

Office in Springfield.	Term expires
Lawrence B. Stringer, Lincoln.....	1907
James M. Lee, Decatur.....	1907
Charles J. Searle, Rock Island.....	1907
Secretary—J. S. McCullough, ex officio.	

## SOLDIERS AND SAILORS' HOME.

Located at Quincy.

Caleb C. Johnson, Sterling.....	1905
J. B. Messick, East St. Louis.....	1907
Vacancy.	
Superintendent—Capt. William Somerville.	

## SOLDIERS' WIDOWS' HOME.

Located at Wilmington.

Charles A. Ramsay, Hillsboro.....	1905
Walter C. Newberry, Chicago.....	1905
Mrs. Martha K. Baxter, sec., Pawnee.....	1905
Mrs. Margaret I. Sandes, Chicago.....	1905
Vacancy.	
Superintendent—Mrs. Flo Jamison Miller.	

## SOLDIERS' ORPHANS' HOME.

Located at Normal.

Benson Wood, Effingham.....	1905
A. S. Wright, Woodstock.....	1909
N. B. Thistlewood, Cairo.....	1903
Superintendent—R. N. McCauley.	

## COMMISSIONERS STATE PENITENTIARY.

Prison located at Joliet. Salary \$1,500 a year.

John Harrison, Danville.....	1909
James M. Phelps, Freeport.....	1905
Benjamin Brown, Springfield.....	1907
Warden—E. J. Murphy.	

## COMMISSIONERS SOUTHERN PENITENTIARY.

Prison located at Chester. Salary \$1,500 a year.

Rufus Neely, Marlon.....	1906
James E. McClure, Carlinville.....	1903
Thomas J. Clark, Quincy.....	1904
Warden—James B. Smith.	

These commissioners also have charge of the asylum for insane criminals at Chester.

## BOARD OF PARDONS.

Office at Springfield.

Andrew Russel, Jacksonville.....	1905
Charles G. Eckhart, Tuscola.....	1907
Ethan Allen Snively, Springfield.....	1906
Clerk—D. B. Breed.	

## STATE TRAINING SCHOOL FOR GIRLS.

Located at Geneva.

Ernest P. Bicknell, Chicago.....	1908
William P. Early, Edwardsville.....	1907
Mrs. W. S. Hefferan, Chicago.....	1907
Mrs. F. J. Howe, Chicago.....	1904
Charles E. Smiley, West Chicago.....	1906
Superintendent—Ophella L. Amigh.	

## ST. CHARLES SCHOOL FOR BOYS.

Located at St. Charles.

Richard S. Tuthill, president, Chicago.....	1908
William J. Conzelman, Pekin.....	1905
Henry Davis, Springfield.....	1905
Benjamin Carpenter, Chicago.....	1907
T. D. Hurley, Chicago.....	1907
Harley J. Bradley, Chicago.....	1909
Mrs. Ella M. Rainey, Carrollton.....	1903
Superintendent—Nelson W. McLain.	

## COMMISSIONERS OF PUBLIC CHARITIES.

Office at Springfield. No compensation.

Emil J. Hirsch, Chicago.....	Term expires. 1907
Julia C. Lathrop, Chicago.....	1908
John T. McAnally, Carbondale.....	1909
Frank Billings, Chicago.....	1910
Clara P. Bourland, Peoria.....	1911
Secretary—W. C. Graves (salary \$3,000).	

## BOARD OF ARBITRATION.

Office at Springfield. Salary \$1,500 per annum.

C. B. Gelger, president, Ashley.....	1905
Denis Hogan, Aurora.....	1905
B. F. Shadley, Galesburg.....	1905
Secretary—C. J. Doyle.	

## STATE SUPERVISING ARCHITECT.

W. C. Zimmerman, Chicago.....1903

## EXAMINERS OF ARCHITECTS.

Office, Chamber of Commerce, Chicago.

N. Clifford Ricker, Urbana.....	1905
H. B. Wheelock, Chicago.....	1903
Fridolin Oswald, Alhambra.....	1905
Peter B. Wight, Chicago.....	1905
William H. Reeves, Peoria.....	1903

## RAILROAD AND WARHOUSE COMMISSIONERS.

Office at Springfield. Salary \$3,500 a year.

W. H. Boys, Streator.....	1907
Isaac L. Ellwood, DeKalb.....	1905
A. L. French, Chapin.....	1905
Secretary—William Kilpatrick.	

## VOTING-MACHINE COMMISSIONERS.

Term, four years. Compensation not to exceed \$1,500 a year and expenses.

Morris Emmerson, Lincoln.....	1907
Amos Miller, Hillsboro.....	1907
Secretary of state.....	Springfield

## CANAL COMMISSIONERS.

Office at Lockport. Salary \$5 a day.

William R. Newton, Yorkville.....	1905
C. E. Snively, Canton.....	1905
W. L. Sackett, Morris.....	1903

## STATE CIVIL-SERVICE COMMISSION.

Created by act of May 11, 1905. Compensation of commissioners, \$3,000 a year each. James A. Willoughby, Belleville. William B. Moulton, Chicago. J. Stanley Browne, Rockford.

## STATE VETERINARIAN.

C. P. Lovejoy.....Princeton

## STATE BOARDS EX OFFICIO.

## BOARD OF PRISON INDUSTRIES.

Created by act of May 11, 1903.

Commissioners of Illinois state penitentiary. Commissioners of southern Illinois penitentiary.

Board of managers of Illinois state reformatory.

## COMMISSIONERS OF STATE CONTRACTS.

Created by act of March 31, 1874.

Secretary of state.  
Auditor of public accounts.  
State treasurer.  
Attorney-general.

COMMISSIONERS OF THE STATE LIBRARY.

Created by act of March 6, 1867.  
 Governor.  
 Secretary of state.  
 Superintendent of public instruction.

TRUSTEES OF THE LINCOLN HOMESTEAD.

Created by act of June 16, 1887.  
 Governor.  
 Secretary of state.  
 Auditor of public accounts.  
 State treasurer.  
 Superintendent of public instruction.  
 Albert S. Edwards, custodian.

TRUSTEES OF THE LINCOLN MONUMENT.

Created by act of May 18, 1895.  
 Governor.  
 Superintendent of public instruction.  
 State treasurer.  
 E. S. Johnson, custodian.

TRUSTEES OF THE NATURAL HISTORY MUSEUM.

Created by act of May 25, 1877.  
 Governor.  
 Secretary of state.  
 Superintendent of public instruction.  
 A. R. Crook, curator and state geologist.

FORT MASSAC TRUSTEES.

Created by act of May 15, 1903.  
 Governor.

Secretary of state.  
 Auditor of public accounts.  
 State regent Illinois Daughters of American Revolution.  
 Two Illinois Daughters of American Revolution.

STATE CANVASSING BOARD.

Created by act of April 3, 1872.  
 Governor.  
 Secretary of state.  
 Auditor.  
 State treasurer.  
 Attorney-general.

STATE GEOLOGICAL COMMISSION.

Created by act of May 12, 1905.  
 Governor.  
 President of the University of Illinois.  
 T. C. Chamberlain, Chicago.  
 H. Foster Bain, director.

COMMISSIONERS SUPREME COURT BUILDING.

Created by act of May 18, 1905.  
 Governor.  
 Lieutenant-governor.  
 Secretary of state.  
 Auditor of public accounts.  
 State treasurer.  
 Attorney-general.  
 Three judges of Supreme court.

ST. LOUIS-CHICAGO DRAINAGE DECISION.

Jan. 17, 1900, the state of Missouri through its attorney-general filed a bill in the United States Supreme court against the state of Illinois and the sanitary district of Chicago in the nature of injunction proceedings against the operation of the sanitary canal. It was alleged in the bill that the city of St. Louis and many other cities in the Mississippi valley depended for their water supply on the Mississippi river and that this water would to a certainty be polluted and poisoned if the drainage from the city of Chicago was permitted to flow into the Illinois river and thence into the Mississippi. The suit passed through various stages and a great deal of testimony was taken to substantiate or refute the charges in the bill, and it was not until Feb. 19, 1906, that the Supreme court handed down its decision. This was to the effect that the state of Missouri had failed to make out its case, which was consequently dismissed. The court in passing upon the facts said:

"There is no pretense that there is a nuisance of the simple kind that was known to older common law. There is nothing which can be detected by unassisted senses—no visible increase of filth, no new smell. On the contrary, it is proved that the great volume of pure water from Lake Michigan which is mixed with the sewage at the start

has improved the Illinois river in these respects to a noticeable extent. Formerly it was sluggish and ill smelling. Now it is comparatively a clear stream to which edible fish have returned. Its water is drunk by fishermen, it is said, without evil results.

"The data upon which the increase in deaths from typhoid fever in St. Louis is alleged are disputed; the elimination of other causes is denied. The experts differ as to the time and distance within which the stream would purify itself. No case of an epidemic caused by infection so remote a source is brought forward, and the cases which are produced are controverted. The plaintiff obviously must be cautious upon this point, for if this suit should succeed many others would follow, and it not improbably would find itself defendant to a bill by one or more of the states lower down upon the Mississippi.

"As to principles to be laid down, the caution necessary is manifest. It is a question of first magnitude whether the destiny of our great rivers is to be the sewers of the cities along their banks, or to be protected against everything which threatens their purity. To decide the whole matter at one blow by irrevocable fiat would be at least premature."

ILLINOIS AND MICHIGAN CANAL.

Year.	Boats running.	Tons carried.	Tolls.	Expenses	Year.	Boats running.	Tons carried.	Tolls.	Expenses
1900.....	60	121,759	\$13,867	\$88,317	1903.....	78	62,894	\$6,938	\$52,401
1901.....	41	81,456	8,120	111,002	1904.....	107	47,616	6,743	42,761
1902.....	41	35,824	2,879	127,150	1905.....	124	38,820	4,950	50,890

ILLINOIS STATE APPROPRIATIONS.

Assembly, Years.	Amount.	Assembly, Years.	Amount.
37th.....1891-1892.....	\$8,757,901.15	41st.....1899-1900.....	\$12,499,655.57
38th.....1893-1894.....	9,032,514.49	42d.....1901-1902.....	13,273,686.12
39th.....1895-1896.....	10,055,800.41	43d.....1903-1904.....	15,467,316.12
40th.....1897-1898.....	11,178,902.00	44th.....1905-1906.....	15,889,363.50

## ILLINOIS PRIMARY ELECTION LAW.

Passed May 16, approved May 23 and effective July 1, 1906.

In an opinion handed down April 5, 1906, the state Supreme court declared the Illinois primary law enacted in 1905 unconstitutional on the grounds that it contained provisions delegating legislative functions to political organizations, required the payment of fees by candidates for office, set up a geographical qualification for candidates for the legislature and made out one set of requirements for one part of the state and another set for another part. Gov. Deneen, on the same day, issued a call for an extra session of the legislature for the purpose of enacting a new primary law. The session began April 10 and ended May 16. The primary law then passed is substantially as follows:

Hereafter the nominations of all candidates for all elective state and county offices, clerks of the Appellate courts, representatives in congress, members of the state board of equalization, members of the general assembly, sanitary district trustees and such municipal officers as are to be elected at the November election, by all political parties, shall be made by conventions of delegates to be elected by means of a primary election under the provisions of this act. This act shall not apply to the nomination of candidates for county commissioners in counties not under township organization and township officers. The title "political party" shall mean a party which at the last preceding presidential election cast for its candidate for presidential elector receiving the highest number of votes at least 2 per cent of the total vote cast at said election.

## DELEGATE DISTRICTS.

The county central committee of each political party shall establish delegate districts in their respective counties on or before July 3, 1906, and on or before March 1, 1909, and every four years thereafter. Such delegate district shall consist of not more than seven contiguous election precincts or election districts in as compact form as possible, as now established or that may hereafter be established for the purpose of a general election, and shall contain, as near as may be, and not exceeding 800 voters of any one political party, for the purpose of electing delegates to a state, congressional, senatorial, county or sanitary district, and a municipal convention for the nomination of such municipal officers as are to be elected at the November election.

No delegate district for the election of delegates to any county convention shall consist of a larger area than one political town as now organized by law or of larger area than a congressional township in counties not under township organization. Separate delegate districts may be established for the purpose of selecting delegates to county conventions, making such districts as nearly equal as practicable, having in view the number of party voters in such districts.

Primary elections under this act shall be held in each delegate district at the regularly established polling places in the various precincts for holding general elections on the first Saturday in August, 1906, and on the last Saturday in April, 1908, and every

two years thereafter. The polls shall open and close at the same hours as provided in the general election laws for the opening and closing of the polls at general elections. Any person entitled to vote at such primary elections shall be entitled to absent himself from his employment for two hours for the purpose of voting, without any deduction from his wages or salary, provided application for leave of absence is made prior to the day of the primary. The employer may specify the hours when the employe may absent himself.

The call for state, congressional and senatorial conventions shall be issued at least thirty-three days before the primary election and the call for the county convention at least thirty days before the primary. The call shall state the time and place of the conventions and the number of delegates to which each district or political subdivision is entitled. Notices in accordance with the calls shall be posted by the election judges at least three days before the primaries.

The judges and clerks of the general election in each election precinct or district are constituted judges and clerks of all primary elections in their respective precincts. Not more than two of such judges and clerks, and, where there is a board of election commissioners, not more than one such clerk, shall be affiliated with the same political party. The judges of election shall permit each ticket of delegates to be represented by a challenger, chosen by a majority of those named for delegates on such ticket. The challenger shall be permitted to remain within the polling place until the returns are signed. Voting booths are to be arranged in the same way as heretofore and the provisions for ballot boxes, pollbooks, tally sheets and other supplies are unchanged.

Any member of a political party desiring to become a candidate for the office of United States senator shall have his name printed upon the official primary ballot of his party by filing in the office of the secretary of state not less than thirty days before the primary a request in writing therefor, and the secretary of state shall, not less than twenty-five days before the primary, certify to the county clerk or the board of election commissioners the names of all candidates for United States senator, giving the political affiliation of each. The vote upon candidates for United States senator shall be had for the sole purpose of ascertaining the sentiment of the voters in the respective parties.

Any candidate for an elective office, except trustees of the state university, shall have his name printed upon the official primary ballot, provided he shall file with the secretary of state at least thirty days prior to the primary a petition signed by at least 1,000 voters of his party.

Any candidate for representative in congress or member of the state board of equalization shall have his name printed on the official primary ballot, provided he shall have filed with the secretary of state at least thirty days prior to the primary a petition signed by at least 2 per cent of the voters of his party in his congressional district.



Any candidate for member of the general assembly shall have his name printed upon the official primary ballot, provided he shall have filed with the secretary of state at least thirty days prior to the primary a petition signed by at least 2 per cent of the voters of his party in his senatorial district.

Any candidate for county judge, county clerk, judge of the Probate court, clerk of the Probate court, clerk of the Circuit court, recorder of deeds, county treasurer, county superintendent of schools, county surveyor, sheriff, coroner and state's attorney shall have his name printed upon the official primary ballot, provided he shall have filed in the office of the county clerk of his county at least thirty days prior to the primary a petition signed by at least 2 per cent of the voters of his party in his county.

Petitions must be made out in accordance with the requirements of the general election law. Each signature must be sworn to by a person who saw it written.

#### THE OFFICIAL BALLOT.

The method of voting at primary elections shall be by ballot. Two forms of ballots shall be used. One shall be designated as the "official primary ballot" and shall be furnished at public expense and the other shall be designated as the "delegate ballot" and shall be furnished at private expense. The official ballot of each political party shall be separately printed upon paper of uniform quality, texture and size and in black ink, but the official primary ballot of no two political parties shall be of the same color in any one county. The delegate ballot shall correspond with the official ballot and shall be uniform in size—ten and a half inches in length and seven inches wide. At the top of the official ballot shall be printed in large capital letters words designating the ballot. If a republican ballot the words shall be "Republican Primary Ballot," if a democratic ballot the words shall be "Democratic Primary Ballot," and in like manner for each political party.

Beginning not less than one inch below the designating words, the name of each office to be filled shall be printed in capital letters and in the following order: United States senator, governor, lieutenant-governor, secretary of state, auditor of public accounts, treasurer, superintendent of public instruction, attorney-general, clerk of the Supreme court, clerk of the Appellate court, representative in congress, member of the state board of equalization, members of the general assembly and such county officers as are specified above. Below the name of each office shall be printed in small letters "vote for one." Below the name of each office shall also be printed in capital letters the names, alphabetically arranged, of all the candidates for the office. Immediately in front of and opposite the name of each candidate shall be printed a square and all squares shall be of uniform size.

#### THE DELEGATE BALLOT.

The delegate ballot shall be arranged as follows: At the top of the ballot shall be printed in large capital letters the words "Republican Delegate Ballot" or "Democratic Delegate Ballot" and in like manner for each political party. Then shall follow the date of the primary, designation of the delegate district and the election districts constituting the same. Beginning not less

than one inch below the designating words, the names of the conventions to which the delegates are to be chosen shall be printed in capital letters and in the following order: State convention, congressional convention, senatorial convention, county convention, sanitary district convention and municipal convention for the nomination of candidates to be elected at the November election. Below the name of each convention shall be printed in a vertical column the names of the requisite number of delegates to which the delegate district is entitled in each of the conventions.

The primary judges shall permit within the polling places and within reach of the voters a sufficient supply of the various delegate ballots of each political party.

No person shall vote at any primary election unless he shall be a legally qualified voter and unless he has resided in the election precinct or election district at least thirty days prior to the date of the primary election, and unless he declares his party affiliation, as required by this act, and in all cases where registration is required as a condition precedent to voting at regular elections only registered voters shall be permitted to vote at such primary election.

No person shall be allowed to vote who shall have signed the petition of a candidate of any party with which he does not affiliate when such candidate is to be voted for at the primary election.

No person shall be allowed to vote who shall have signed the nominating petition of an independent candidate for any office for which office candidates are to be voted for at the primary election, or if he shall have voted at the primary election of another political party within the period of one year next preceding such primary election.

#### MANNER OF VOTING.

Any person desiring to vote at a primary election shall state his name, residence and party affiliation to the primary judges. If not challenged one of the judges shall give him one of the official ballots of the party with which he declares himself affiliated. On receiving the official primary ballot of his party, and having a delegate ballot of his party, the voter shall retire alone to one of the voting booths and prepare such official primary ballot by making a cross in the square in front of the name of each candidate of his choice for each office to be filled. He shall then fold each ballot and hand it to the primary judge, who shall mark it with his initials and deposit it in the ballot box. The primary clerk shall then enter the voter's name, residence and party affiliation in the registry poll books.

The votes shall be canvassed in the room or place where the primary election is held, the judges first separating the official primary ballots from the delegate ballots, rejecting all upon which the initials of a primary judge do not appear. The judges shall then count the official ballots separately and each primary clerk shall mark upon the tally sheets the votes which each candidate of the party whose name is written or printed on the official ballot has received in a separate column for that purpose, with the name of such candidate, the name of his political party and the name of the office for which he is a candidate for nomination, at the head of the column.

The primary judges shall then count the delegate ballots of each political party separately, in accordance with the provisions of the act entitled "An act to dispense with individual tally marks in canvassing the so-called 'straight ticket,'" approved May 13, 1905.

As soon as the votes are counted the primary clerks shall foot up the tally sheets so as to show the total number of votes cast for each candidate of each political party and the total number of votes cast for each delegate to the various conventions and the total vote cast by the party and certify the same as correct. Thereupon the primary judges shall set down in the registry poll books, under the name of said political party, the name of each candidate voted for upon the official primary ballot, the name of the office for which he is a candidate for nomination, the total number of votes which the candidate received, the total number of votes cast by the party at the primary, and shall then certify the same to be true and correct.

The primary judges shall also set down in the registry poll book the name of each candidate voted for, for delegate to the state, congressional, senatorial, county, sanitary district and municipal conventions, the designation of the convention to which he is a candidate for delegate, the total number of votes the delegate received, and the judges shall certify the same to be correct.

After the votes have been counted and entered in the poll books they shall be sealed up in envelopes and turned over with the registry poll books and tally sheets to the county clerk or board of election commissioners, who shall keep them for three months.

Within forty-eight hours after the vote in each precinct has been canvassed the judges shall return to the county clerk or the board of election commissioners the tally sheets showing the vote for delegates in such precinct of each party. It shall be the duty of the county clerk or election commissioners to add together the votes of all the precincts in each delegate district for each delegate to each convention and give certificates of election to the delegates receiving the highest number of votes.

#### CANVASS OF RETURNS.

As soon as the complete returns are delivered the county clerk or board of election commissioners shall, with the assistance of the county judge, canvass the returns and make separate tabulated statements for each political party. Each of such statements shall show, in appropriate columns, the total number of votes cast in each delegate district for each candidate for nomination for office. Each county clerk or board of election commissioners, within five days after the primary election, shall send to the secretary of state the total vote for each candidate for United States senator of each political party.

If upon the completion of the canvass of the returns it appears that any candidate of any party for the nomination for any

state, congressional or senatorial office has received a plurality of all the votes cast for candidates for nomination for such office in any delegate district, such candidate shall have cast for him the votes of all the delegates from such delegate district for at least the first ballot. Nominations shall be made by majority vote of all the delegates elected to each convention.

The state canvassing board shall canvass the primary vote for United States senator and certify tabulated statements thereof separately for each political party showing the total number of votes cast and the total vote for each candidate. The secretary of state shall cause to be delivered to the secretary of the state convention of the respective political parties next following such primary election a statement showing the total vote cast for each such candidate for United States senator.

Expenses of primary elections are to be met in the same way as those of regular elections.

#### DATE OF CONVENTIONS.

All county conventions shall be held on the Thursday after the primary election.

All senatorial conventions shall be held on the second Tuesday after the primary election, provided that where a county constitutes a senatorial district the senatorial convention for such district shall be held on the same day as the county convention, and the delegates elected to the county convention shall be ex-officio delegates to the senatorial convention.

All senatorial conventions shall be held on the second Thursday after the primary election day.

All state conventions shall be held on the third Tuesday after the primary election.

No person other than a delegate shall be elected as an officer of any convention, and the chairman of all conventions shall be elected by a roll call. None but legally qualified voters shall be eligible as delegates and no person shall act as a delegate except when elected in accordance with the provisions of the act. However, in the absence of a delegate or delegates, then the delegates representing the district shall select some one to represent such absent delegate or delegates. Delegates so selected shall stand instructed to vote in the convention the same as the absent delegate or delegates were instructed to vote.

No delegate shall have the power or authority to appoint any proxy or substitute to vote in his stead.

When a vacancy shall occur in any elective office and a special election shall become necessary, the managing committee of the several political parties for the territorial area in which such vacancy occurs shall nominate the candidate or candidates for the respective parties to fill such vacancy.

Persons guilty of fraud, corruption or any act constituting a misdemeanor under the primary law are subject to fines of from \$25 to \$1,000 and imprisonment in the county jail of not less than one month or more than two years.

#### THE GENERAL SLOCUM DISASTER.

Date—June 15, 1904.  
Number of Dead—958.  
Identified Dead—897.  
Unidentified Dead—61.

Missing—62.  
Injured—180.  
Rescued Uninjured—235.

## ILLINOIS SENATORIAL DISTRICTS.

Established May 10, 1901.

*Dist.*

1. First and 2d wards, Chicago.
2. That part of the 11th ward north of 16th street; that part of the 12th ward north of 16th street and east of California avenue, and the 20th ward, Chicago.
3. Third ward; that part of the 4th ward east of Halsted street; that part of the 5th ward bounded by Union avenue, 35th street, Parnell avenue and 33d street; that part of the 6th ward north of 43d street, Chicago.
4. Twenty-Ninth and 30th wards and that part of the 31st ward north of 57th place and east of the Rock Island right of way, Chicago.
5. Sixth ward, except that part north of 43d street, and the 7th ward, except that part south of 63d street and east of Cottage Grove avenue, Chicago.
6. Twenty-Fourth ward; that part of the 25th ward north of Devon avenue; that part of the 23d ward west of Halsted street, and the 26th ward, Chicago; also that part of the town of Evanston outside Chicago and those parts of the towns of New Trier and Niles within the city of Evanston, Cook county.
7. Towns of Thornton, Bloom, Rich, Bremen, Orland, Lemont, Palos, Worth, Lyons, Stiekney, Proviso, Leyden, Elk Grove, Schaumburg, Hanover, Barrington, Palatine, Wheeling, Northfield; that part of Niles outside the city of Chicago and outside the city of Evanston; that part of New Trier outside the city of Evanston, and those parts of the towns of Norwood Park and Maine outside of Chicago, all in Cook county.
8. Lake, Henry and Boone counties.
9. That part of the 4th ward west of Halsted street; the 5th ward, except that part bounded by Union avenue, 35th street, Parnell avenue and 33d street; that part of the 12th ward south and east of 16th street, California avenue, the C. B. & Q. right of way, Clifton Park avenue, 24th street, Central Park avenue, to the Illinois and Michigan canal, Chicago.
10. Ogle and Winnebago counties.
11. Thirty-First ward, except that part north of 57th place and east of the Rock Island right of way, and the 32d ward, Chicago.
12. Stephenson, Jo Daviess and Carroll counties.
13. That part of the 7th ward south of 63d street and east of Cottage Grove avenue; the 8th and 33d wards, Chicago, and that part of the town of Calumet outside of the city of Chicago.
14. Kane and Kendall counties.
15. Ninth ward, except that part north and west of 14th street, Johnson street and Maxwell street; 10th ward, except that part north and west of 16th street, Throop street, 14th street and Morgan street, and that part of the 11th ward south of 16th street, Chicago.
16. Marshall, Putnam, Livingston and Woodford counties.
17. That part of the 9th ward north and west of 14th street, Johnson street and Maxwell street; that part of the 10th ward north and west of 16th street, Throop street, 14th and Morgan streets, and the 19th ward, Chicago.

*Dist.*

18. Peoria county.
19. That part of the 12th ward north and west of California avenue, C. B. & Q. right of way and Clifton Park avenue; 13th and 34th wards, Chicago; that part of the town of Cicero south of 12th street, and the town of Riverside, Cook county.
20. Kankakee, Grundy and Iroquois counties.
21. Fourteenth ward; that part of the 17th ward south of Augusta street, Holt street, Cornell street, Milwaukee avenue and Green street; that part of the 35th ward south of Chicago avenue, Park avenue and Lake street, Chicago.
22. Vermillion and Edgar counties.
23. Fifteenth ward; that part of the 16th ward bounded by North avenue, Robey street, Division street and Ashland avenue; that part of the 35th ward north of Chicago avenue, Park avenue and Lake street, Chicago, and that part of the town of Cicero north of 12th street, in Cook county.
24. Champaign, Platt and Moultrie counties.
25. Twenty-Seventh and 28th wards, Chicago.
26. McLean and Ford counties.
27. Sixteenth ward, except that part bounded by North avenue, Robey street, Division street and Ashland avenue; that part of the 15th ward bounded by Ashland avenue, Augusta street, Holt street, Cornell street, Milwaukee avenue, Green street, Kinzie street, river and Division street; 18th ward, Chicago.
28. Logan, DeWitt and Macon counties.
29. Twenty-First ward, except that part north of Goethe, State and Schiller streets; 22d ward, except that part west of Halsted street, and except that part north and west of Sedgwick, Sigel, Cleveland, Clybourn, Larrabee and Division streets, Chicago.
30. Tazewell, Mason, Menard, Cass, Brown and Schuyler counties.
31. That part of the 21st ward north of Goethe, State and Schiller streets; that part of the 22d ward west of Halsted street, and that part of the 22d ward east of Halsted street and north of Division, Larrabee, Clybourn, Cleveland and Sigel streets; that part of the 23d ward east of Halsted street, and that part of the 25th ward south of Devon avenue, Chicago.
32. McDonough, Hancock and Warren counties.
33. Rock Island, Mercer and Henderson counties.
34. Douglas, Coles and Clark counties.
35. Whiteside, Lee and DeKalb counties.
36. Scott, Calhoun, Pike and Adams counties.
37. Henry, Bureau and Stark counties.
38. Greene, Montgomery, Jersey and Macoupin counties.
39. LaSalle county.
40. Christian, Shelby, Fayette and Cumberland counties.
41. DuPage and Will counties.
42. Clinton, Marlon, Clay and Effingham counties.
43. Knox and Fulton counties.
44. Washington, Randolph, Perry, Monroe and Jackson counties.
45. Morgan and Sangamon counties.

*Dist.*

46. Jefferson, Wayne, Richland and Jasper counties.  
 47. Madison and Bond counties.  
 48. Hardin, Gallatin, White, Edwards, Wash, Lawrence and Crawford counties.

*Dist.*

49. St. Clair county.  
 50. Franklin, Williamson, Union, Alexander and Pulaski counties.  
 51. Hamilton, Saline, Pope, Johnson and Massac counties.

**CEMETERIES IN CHICAGO AND VICINITY.**

Arlington—West thirteen miles, near Elmhurst.  
 Bethany—Archer avenue and 79th street.  
 Bohemian National—North 40th and Foster avenues.  
 B'nai Abraham—South of Forest Home.  
 B'nai Shalom—North Clark street, near Graceland avenue.  
 Brookside—West sixteen miles, near South Elmhurst.  
 Calvary—North ten miles near South Evanston.  
 Chebra Gimilath Chasadim Ubikur Cholim—North Clark street, near Graceland avenue.  
 Chebra Kadisha Ubikur Cholim—North Clark street, near Graceland avenue.  
 Concordia—Nine miles west on Madison street.  
 Eden—Irving Park boulevard, near Franklin Park.  
 Elm Lawn—West thirteen miles on Lake street, near Elmhurst.  
 Elmwood—Grand and Beach avenues.  
 Forest Home—West ten miles on 12th street.  
 Free Sons of Israel—At Waldheim.  
 German Lutheran—North Clark street and Graceland avenue.  
 Graceland—North five miles on Clark street.  
 Hebrew Benevolent Society—North Clark street, near Graceland avenue.  
 Highland—West Chicago.  
 Montrose—Bryn Mawr avenue and North 40th avenue.  
 Moses Montefiore—South of Forest Home.  
 Mount Carmel—Hillside Station.  
 Mount Greenwood—Near Morgan Park; south.

Mount Hope—Near Morgan Park.  
 Mount Maariv—Dunning; northwest.  
 Mount Olive—North 64th avenue, near West Irving Park boulevard.  
 Mount Olivet—South sixteen miles, near Morgan Park.  
 North Chicago Hebrew Congregation—At Rosehill; north.  
 Oak Hill—West 119th street and Kedzie avenue.  
 Oakland—Proviso; west twelve miles.  
 Oakridge—Oakridge avenue and West 12th street; west twelve miles.  
 Oakwoods—Greenwood avenue and 67th street; south.  
 Oesterlech Ungarischer Kranken Unterstutzungs Verein—At Waldheim.  
 Ohavo Amuno—South of Forest Home.  
 Ohavo Shalom—At Oakwoods.  
 Polish—Milwaukee avenue, near Norwood Park.  
 Ridgelawn—North 40th and Peterson-avs.  
 Rosehill—North seven miles.  
 St. Boniface—North Clark and Lawrence.  
 St. Henry—Ridge and Devon avenues.  
 St. Lukas—3317 North 40th avenue.  
 St. Maria—Grand Trunk railway and 87th street; south.  
 Shomer Hadass—Desplaines avenue and West 12th street.  
 Sinal Congregation—At Rosehill.  
 Union Ridge—Higgins avenue, near Norwood Park.  
 Waldheim—West ten miles on Harrison-st.  
 Zion Congregation—At Rosehill.

**COOK COUNTY APPROPRIATIONS FOR 1906.**

Principal and interest, bonds.....	\$975,860.63
Tax error and rebate fund.....	617,635.17
New courthouse.....	5,122,444.50
Outstanding liabilities.....	198,369.15
Rewriting abstract books.....	111,727.36
Miscellaneous.....	229,800.00
Jurors' fees, etc.....	230,000.00
Election purposes.....	170,000.00
Judges.....	189,000.00
Building fund (repairs).....	80,000.00
Interest on loan fund.....	35,000.00
Contingent fund.....	53,876.10

**SALARIES.**

Jury commissioners.....	13,960.00
Civil service.....	6,200.00
Election commissioners.....	11,500.00
Recorder.....	123,820.00
Abstract department.....	42,960.00
Torrens department.....	33,840.00
County superintendent schools.....	5,900.00
State's attorney.....	75,500.00
County attorney.....	19,800.00
County hospital.....	158,387.46
Dunning.....	178,607.00
County agent.....	31,837.00
County board.....	69,500.00
Superintendent public service... ..	21,880.00
Supt. public service, mechanics.....	9,288.00
Comptroller.....	19,500.00
Board of review.....	66,620.00
Board of assessors.....	166,540.00

Coroner.....	\$34,820.00
County clerk.....	193,010.00
County court clerk.....	30,106.00
Circuit court clerk.....	78,630.00
Superior court clerk.....	57,210.00
Probate court clerk.....	75,468.00
Criminal court clerk.....	52,300.00
Sheriff.....	206,380.00
Sheriff, jail.....	61,180.00
Custodian county offices.....	12,699.96
Custodian criminal court bldg... ..	39,364.30
County treasurer.....	320,892.00
Juvenile court probation officers.....	19,760.00

Total salaries.....	2,237,460.22
---------------------	--------------

**SUPPLIES.**

County hospital.....	210,000.00
Dunning.....	240,000.00
County agent.....	105,000.00
Sheriff, jail and criminal court.. ..	30,000.00
All other.....	106,800.00

Total supplies.....	691,800.00
Total appropriation.....	10,942,973.13

**ESTIMATED RESOURCES.**

From tax levy.....	\$3,940,757.50
From fee offices.....	1,473,000.00
Unsold bonds.....	4,750,000.00
Miscellaneous.....	779,215.63
Total.....	10,942,973.13

## MEMBERS OF THE 45TH GENERAL ASSEMBLY OF ILLINOIS (1907-1908).

Senators and representatives are paid \$1,000 each per session.

## SENATE.

Republicans, 44; democrats, 7.

<i>Dist.</i>	<i>County.</i>	<i>Dist.</i>	<i>County.</i>
1. Chas. L. Billings, R., Chicago.....	Cook	7. Robert E. Wilson, D., Chicago.....	Cook
2. Homer K. Galpin, R., Chicago.....	Cook	7. Louis H. Pearson, R., Chicago.....	Cook
3. S. A. Ettelson, R., Chicago.....	Cook	Frederick B. Roos, R., Chicago.....	Cook
4. P. J. McShane, R., Chicago.....	Cook	Walter A. Lantz, D., Chicago.....	Cook
5. Walter Clyde Jones, R., Chicago.....	Cook	8. Frank R. Covey, R., Belvidere.....	Boone
6. W. M. Brown, R., Chicago.....	Cook	E. D. Shurtleff, R., Marengo.....	McHenry
7. John Humpfrey, R., Orland.....	Cook	D. E. Gibbons, D., West Deerfield.....	Lake
8. A. N. Tiffany, R., Antioch.....	Lake	9. D. E. Shanahan, R., Chicago.....	Cook
9. Edward J. Rainey, D., Chicago.....	Cook	Anton J. Cermak, D., Chicago.....	Cook
10. A. J. Anderson, R., Rockford.....	Winnebago	Eugene Daraber, D., Chicago.....	Cook
11. Carl Lundberg, R., Elizabeth.....	Jo Daviess	10. E. D. Reynolds, R., Rockford.....	Winnebago
12. J. C. McKenzie, R., Elizabeth.....	Jo Daviess	J. Lawrence, R., Polo.....	Ogle
13. Albert C. Clark, R., Chicago.....	Cook	J. H. Corcoran, D., Rockford.....	Winnebago
14. H. H. Evans, R., Aurora.....	Kane	11. Chester W. Church, R., Chicago.....	Cook
15. C. R. Jandus, D., Chicago.....	Cook	Henry D. Fulton, R., Chicago.....	Cook
16. Ira M. Lish, R., Saunemin.....	Livingston	R. W. McKinlay, D., Chicago.....	Cook
17. E. J. Glackin, D., Chicago.....	Cook	12. W. W. Gillespie, R., Savanna.....	Carroll
18. J. D. Putnam, R., Elmwood.....	Peoria	W. W. Krape, R., Freeport.....	Stephenson
19. C. E. Crulckshank, R., Chicago.....	Cook	D. Pattison, D., Freeport.....	Stephenson
20. Ed C. Curtis, R., Grant Park.....	Kankakee	13. Cornelius J. Ton, R., Chicago.....	Cook
21. D. A. Campbell, R., Chicago.....	Cook	Edward C. Fitch, R., Chicago.....	Cook
22. W. M. Acton, R., Danville.....	Vermillion	John J. Poulton, D., Chicago.....	Cook
23. Niels Juul, R., Chicago.....	Cook	14. Chas. H. Backus, R., Hampshire.....	Kane
24. H. M. Dunlap, R., Savoy.....	Champaign	Chas. C. Hoge, R., Newark.....	Kendall
25. H. H. Bredt, R., Chicago.....	Cook	N. L. Johnson, D., Batavia.....	Kane
26. G. W. Stubblefield, R., Bloom' ton.....	McLean	15. Thomas Curran, R., Chicago.....	Cook
27. John Broderick, D., Chicago.....	Cook	Dennis J. Egan, D., Chicago.....	Cook
28. J. A. Henson, R., Decatur.....	Macon	John A. Hruby, Jr., D., Chicago.....	Cook
29. Harry G. Hall, R., Chicago.....	Cook	16. H. T. Ireland, R., Washburn.....	Woodford
30. G. W. Cunningham, D., Pekin.....	Tazewell	Josiah Kerrick, R., Mtonk.....	Woodford
31. Frank P. Schmitt, R., Chicago.....	Cook	Christian Haase, D., Washburn.....	Woodford
32. O. F. Berry, R., Carthage.....	Hancock	17. E. J. Smejkal, R., Chicago.....	Cook
33. Frank A. Landee, R., Moline.....	Rock Island	Wm. Navigato, D., Chicago.....	Cook
34. S. C. Pemberton, R., Oakland.....	Coles	E. M. Abrahams, D., Chicago.....	Cook
35. Chas. H. Hughes, R., Dixon.....	Lee	18. W. G. McRoberts, R., Peoria.....	Peoria
36. Thomas D. Bare, R., Hardin.....	Quincy	Chas. F. Black, R., Peoria.....	Peoria
37. B. Frank Baker, R., Kewanee.....	Henry	J. R. Boulware, D., Peoria.....	Peoria
38. F. W. Burton, D., Carlinville.....	Macoupin	19. C. A. Schumacher, R., Chicago.....	Cook
39. C. P. Gardner, R., Mendota.....	LaSalle	Jas. M. Kittleman, R., Chicago.....	Cook
40. Geo. D. Chafee, R., Shelbyville.....	Shelby	J. J. McLaughlin, D., Chicago.....	Cook
41. Richard J. Barr, R., Joliet.....	Vill	20. Israel Dudgeon, R., Morris.....	Grundy
42. Chas. E. Hull, D., Salem.....	Marion	G. H. Hamilton, R., Watseka.....	Iroquois
43. C. F. Hurburgh, R., Galesburg.....	Knox	F. W. Allison, D., Essex.....	Kankakee
44. R. J. McElvain, R., Murphysboro.....	Jackson	21. F. E. Erickson, R., Chicago.....	Cook
45. Logan Hay, R., Springfield.....	Sangamon	Wm. H. Troyer, R., Chicago.....	Cook
46. J. L. Houser, R., Calhoun.....	Richland	Thos. J. O'Brien, D., Chicago.....	Cook
47. G. M. McCormick, R., Collinsville.....	Madison	22. W. V. Dysert, R., Danville.....	Vermillion
48. Jesse Bartley, R., Shawneetown.....	Gallatin	Chas. A. Allen, R., Hoopston.....	Vermillion
49. R. S. Hamilton, R., Marissa.....	St. Clair	Clay F. Gaumer, P., Alvin.....	Vermillion
50. W. O. Potter, R., Marion.....	Williamson	23. Henry W. Austin, R., Chicago.....	Cook
51. D. W. Helm, R., Metropolis.....	Massac	Christopher Beck, R., Chicago.....	Cook
		P. F. Murray, D., Chicago.....	Cook
		24. Chas. Adkins, R., Bement.....	Platte
		John R. Pogue, R., Sullivan.....	Moultrie
		P. P. Schaefer, D., Champaign.....	Champaign

## HOUSE OF REPRESENTATIVES.

Republicans, 89; democrats, 62; prohibitionists, 2.

1. Francis P. Brady, R., Chicago.....	Cook	25. Albert F. Keeney, R., Chicago.....	Cook
Alexander Lane, R., Chicago.....	Cook	C. L. Fieldstack, R., Chicago.....	Cook
T. J. McNally, D., Chicago.....	Cook	F. H. Landmesser, D., Chicago.....	Cook
2. F. J. McNichols, R., Chicago.....	Cook	26. C. M. Coyle, R., Gridley.....	McLean
Paul I. Zaabel, R., Chicago.....	Cook	Paul Flinn, D., Bloomington.....	McLean
F. E. Donoghue, D., Chicago.....	Cook	J. R. Golden, P., Gibson City.....	Ford
3. Daniel Beuttner, R., Chicago.....	Cook	27. Albert Glade, R., Chicago.....	Cook
Oliver Sollitt, R., Chicago.....	Cook	D. V. McDonough, D., Chicago.....	Cook
John P. Walsh, D., Chicago.....	Cook	J. S. Geshkewich, D., Chicago.....	Cook
4. E. O. Kowalski, R., Chicago.....	Cook	28. John G. Oglesby, R., Elkhart.....	Logan
George C. Hilton, D., Chicago.....	Cook	J. R. Robinson, R., Farmer City.....	Dewitt
John C. Russell, D., Chicago.....	Cook	B. F. Staymates, D., Clinton.....	Dewitt
5. W. T. ApMadoc, R., Chicago.....	Cook	29. Charles A. Nelson, R., Chicago.....	Cook
Morton D. Hull, R., Chicago.....	Cook	Edward Hope, R., Chicago.....	Cook
John P. McGoorty, D., Chicago.....	Cook	Patrick J. Sullivan, D., Chicago.....	Cook
6. John W. Hill, R., Chicago.....	Cook	30. Louis Zinger, R., Pekin.....	Tazewell
Wm. C. Levere, R., Chicago.....	Cook	W. I. Manny, D., Mt. Sterling.....	Whiteside
		A. M. Foster, D., Rushville.....	Schuyler

<i>Dist.</i>	<i>County.</i>	<i>Dist.</i>	<i>County.</i>
31.	Matthew Mills, R., Chicago.....Cook		Frank L. Parker, R., Joliet.....Will
	Chas. E. Erby, R., Chicago.....Cook		Thos. L. Riley, D., Joliet.....Will
	John C. Werdell, D., Chicago.....Cook	42.	C. L. McMackin, R., Salem.....Marion
32.	John E. Harris, R., Bushnell.McDonough		H. J. Beckmeyer, D., Carlyle.....Clinton
	H. L. Jewell, R., Phelps.....Warren		John A. Read, D., Mason.....Edgingham
	John A. Calif, D., Carthage.....Hancock	43.	B. M. Chipherfield, R., Canton.....Fulton
33.	T. Campbell, R., S. Rock Island. Rock Island		E. J. King, R., Galesburg.....Knox
	F. E. Abbey, R., Biggsville.....Henderson		M. J. Dougherty, D., Galesburg.....Knox
	E. L. Werts, D., Oquawka.....Henderson	44.	Wm. Stevenson, R., Tilden.....Randolph
34.	W. T. Hollenbeck, R., Marshall.....Clark		Porter Baird, R., Pyatt.....Perry
	John F. Martin, R., Arthur.....Douglas		Chas. S. Luke, D., Nashville. Washington
	Seymour Hurst, D., Marshall.....Clark	45.	Frank J. Heini, R., Jacksonville. Morgan
35.	H. L. Sheldon, R., Rock Falls. Whiteside		Chas. McBride, D., Springfield. Sangamon
	G. M. Tindall, R., Kirkland.....DeKalb		C. Schermerhorn, D., Springfield. Sangamon
	H. F. Gehant, D., W. Brooklyn.....Lee	46.	Lester Leamon, R., Yale.....Jasper
36.	C. H. Castle, R., Quincy.....Adams		W. C. Blair, D., Mt. Vernon.....Jefferson
	C. S. Hearn, D., Quincy.....Adams		J. W. Templeman, D., Fairfield. Wayne
	Chas. E. Bolln, D., Milton.....Pike	47.	C. J. Lindy, R., Greenville.....Bond
37.	F. J. Liggett, R., Bradford.....Stark		W. Montgomery, R., Moro.....Madison
	C. J. Pervier, R., Sheffield.....Bureau		M. S. Link, D., Mitchell.....Madison
	W. J. McGuire, D., Kewanee.....Henry	48.	C. H. Musgrave, R., Hutsonville. Crawford
38.	W. H. Behrens, R., Carliuville. Macoupin		D. E. Rose, R., Maunle.....White
	S. D. Canaday, D., Hillsboro. Montgomery		E. M. Young, D., Enfield.....White
	Geo. W. Wit, D., Kane.....Greene	49.	Fred Keck, R., St. Clair twp....St. Clair
	Wm. R. Lewis, R., Grand Ridge. LaSalle		J. L. Flannigan, R., E. St. Louis..St. Clair
	A. A. Clapsaddle, R., Leland.....LaSalle		G. F. Smith, D., E. St. Louis...St. Clair
	L. O'N. Browne, D., Ottawa.....LaSalle	50.	C. M. Gaunt, R., Mound City...Pulaski
40.	W. M. Province, R., Taylorville. Christian		R. D. Kirkpatrick, R., Benton..Franklin
	Jos. S. Clark, D., Vandalia.....Fayette		R. E. Powers, D., Cairo.....Alexander
	J. C. Richardson, D., Edinburg. Christian	51.	Lewis E. York, R., Harrisburg...Saline
41.	G. L. Bush, R., Downers Grove..DuPage		Chas. Durfee, R., Golconda.....Pope
			G. W. English, D., Vienna.....Johnson

VOTE ON ILLINOIS LEGISLATURE (1906).

(Those elected designated by a \*.)

SENATORS.	
<i>Dist.</i> (45th and 46th general assemblies.)	
1.	Charles L. Billings,* Rep..... 7,236
	George S. Kenny, Dem..... 5,403
	W. M. P. Wolf, Soc..... 597
3.	Samuel A. Ettleson,* Rep..... 8,407
	George E. Cahill, Dem..... 4,867
	W. E. Campbell, Pro..... 1,226
	W. H. Lakeman, Soc..... 872
	William A. Galvin, Ind. L..... 2,029
5.	Walter Clyde Jones,* Rep..... 11,505
	D. R. Enoch, Dem..... 653
	Frank V. Irish, Pro..... 1,632
	Robert Waddell, Soc..... 603
	Joseph R. Finn, Ind. L..... 1,836
7.	John Humphrey,* Rep..... 7,226
	A. J. J. Miller, Dem..... 3,217
	John W. Dunn, Pro..... 651
	Peter Knickrehm, Soc..... 716
	Irving Clendennen, Ind. L..... 933
9.	Joseph Piotrowski, Rep..... 4,309
	Edward J. Rainey,* Dem..... 6,573
	Henry J. Brown, Pro..... 163
	J. P. Lynch, Soc..... 2,090
11.	Carl Lundberg,* Rep..... 8,419
	Walter T. Stanton, Dem..... 4,202
	Julius G. Olson, Pro..... 368
	Charles Harold, Soc..... 1,474
	Peter Staudacher, Ind. L..... 3,582
13.	Albert C. Clark,* Rep..... 9,123
	William H. Suffed, Dem..... 4,525
	Matt. Whalen, Soc..... 2,372
	Frank E. Campbell, Ind. L..... 5,792 1/2
15.	John A. Pelka, Rep..... 3,336
	Cyril R. Jandus,* Dem..... 5,948
	Edward Dvorak, Pro..... 51
	Charles Schliecker, Soc..... 1,051
17.	William Schreider, Rep..... 2,465
	Edward J. Glackin,* Dem..... 4,953
	Arthur L. Allais, Soc..... 78
	M. H. Silverberg, Soc..... 864
	Emmett T. Flood, Ind. L..... 1,182
19.	Charles C. Brulksbank,* Rep.... 9,057
	W. E. Deas, Dem..... 6,199
	John P. Noland, Soc..... 1,407
	Harry Woods, Ind. L..... 3,189
21.	Daniel A. Campbell,* Rep..... 8,348
	Benjamin M. Mitchell, Dem..... 8,308
	William Leach, Pro..... 316
	Robert J. ... Soc..... 1,502
	John E. Madigan, Ind. L..... 2,514
23.	Niels Juul,* Rep..... 6,927
	William Haag, Dem..... 3,004
	C. A. Campbell, Pro..... 242
	L. W. Gertenrich, Ind. L..... 2,571
25.	Herman H. Breidt,* Rep..... 8,819
	Frank J. Wilson, Dem..... 4,920
	John H. Stehman, Pro..... 834
	Charles E. Larson, Soc..... 2,894
	George L. Stumpf, Ind. L..... 2,850
27.	Phillip M. Ksyekl, Rep..... 4,568
	John Broderick,* Dem..... 6,517
	Edward B. Cope, Soc..... 939
	Frank Wengierski, Ind. L..... 1,267
29.	Harry G. Hall,* Rep..... 4,940
	John J. Broderick, Dem..... 4,064
	John Klesert, Pro..... 124
	Siegfried Miller, Soc..... 1,012
31.	Frank P. Schmitt,* Rep..... 11,558
	William F. Quinnan, Dem..... 6,212
	Duncan Cameron, Pro..... 297
	Fred Fosler, Soc..... 1,719
	Henry H. Hardinge, Ind. L..... 2,736
33.	Frank A. Landee,* Rep..... 9,298
	George R. Whitting, Dem..... 4,684
	Harry Strom, Soc..... 806
35.	Charles H. Hugbes,* Rep..... 9,776
	Henry B. Wilkison, Dem..... 3,420
	Samuel P. Shirley, Pro..... 651
37.	B. Frank Baker,* Rep..... 8,441
	Rollo L. Russell, Dem..... 3,971
	Lorenzo J. Kendall, Pro..... 1,054
39.	G. P. Gardner,* Rep..... 7,376
	P. J. Lucey, Dem..... 7,261

Charles T. Farrell, Pro.....	293
A. W. Nelson, Soc.....	332
41. Richard J. Barr,* Rep.....	9,078
Charles L. Stevens, Dem.....	3,819
Robert Eaton, Pro.....	3,102
E. H. Anderson, Soc.....	384
43. Charles E. Hurburgh,* Rep.....	8,342
Thomas J. Shepley, Dem.....	5,081
Willis W. Vose, Pro.....	954
C. J. Sjodin, Soc.....	563
45. Logan Hay,* Rep.....	12,641
T. Forrest Smith, Dem.....	12,229
John A. Murray, Pro.....	891
Fred Maybury, Soc.....	341
47. George M. McCormick,* Rep.....	8,839
Charles Carillon, Dem.....	5,495
Henry C. Tilton, Pro.....	689
Henry L. Groeteka, Soc.....	706
49. Robert S. Hamilton,* Rep.....	9,685
R. B. Hendricks, Dem.....	6,914
Charles B. Seibert, Pro.....	631
John W. Taunt, Soc.....	681
50. To fill vacauce—	
W. O. Potter,* Rep.....	10,211
Sidney B. Espy, Dem.....	7,344
51. D. W. Helm,* Rep.....	7,956
David J. Underwood, Dem.....	5,331
John H. Wilson, Pro.....	484

REPRESENTATIVES.  
(45th general assembly.)

1. Francis P. Brady,* Rep.....	10,950
Alexander Lane,* Rep.....	9,439½
Thomas J. McNally,* Dem.....	14,334
John A. Courville, Pro.....	311½
Samuel Davis, Soc.....	1,669½
Thomas P. O'Connor, Ind. L.....	3,363
2. Frank J. McNichols,* Rep.....	8,621
Paul I. Zaabel,* Rep.....	8,278
Francis E. Donoghue,* Dem.....	9,871½
Frank D. Comerford, Dem.....	6,559½
Walter J. Miller, Pro.....	503½
John Aird, Soc.....	2,071
William H. Bennett, Ind. L.....	3,833½
3. Daniel Beuttner,* Rep.....	12,788
Oliver Sollitt,* Rep.....	11,429
John P. Walsh,* Dem.....	13,309½
J. A. Mussenden, Pro.....	280
Louis Dalgaard, Soc.....	2,400
John W. Wittich, Ind. L.....	5,363
4. Emil O. Kowalski,* Rep.....	13,239
George C. Hilton,* Dem.....	7,884
John C. Russell,* Dem.....	8,479
Joseph A. Ambroz, Soc.....	4,721½
William M. Rossell, Ind. L.....	6,222
P. J. Riordan, Ind.....	2,063½
5. William T. Ap Madoc,* Rep.....	14,784½
Morton D. Hull,* Rep.....	14,105
John P. McGoorty,* Dem.....	12,009
Oliver W. Stewart, Pro.....	6,037½
Paul Pierce, Soc.....	1,557½
Charles J. Heery, Prog. A.....	106½
6. John W. Hill,* Rep.....	13,058
William C. Levere,* Rep.....	12,710½
Robert E. Wilson,* Dem.....	16,386
Robert J. Bennett, Pro.....	7,066
G. E. Strom, Soc.....	6,792
August Arnold, Prog. A.....	532
7. Louis J. Pearson,* Rep.....	11,139
Frederick B. Roos,* Rep.....	10,747
Walter A. Lantz,* Dem.....	6,536½
William R. Dewey, Pro.....	2,081½
Henry G. Davis, Soc.....	1,796
William J. Nevin, Ind. L.....	2,154½
8. Frank R. Covey,* Rep.....	10,257½
Edward D. Shurtleff,* Rep.....	11,767½
Dennis E. Gibbons,* Dem.....	4,300½
Noah J. Garrison, Pro.....	2,169½
9. David E. Shanahan,* Rep.....	11,467½

Anton J. Cermak,* Dem.....	10,936
Eugene Danaher,* Dem.....	9,344
Sam. S. Williams, Pro.....	533½
Andrew Olson, Soc.....	5,359½
10. Earl D. Reynolds,* Rep.....	9,746½
Johnson Lawrence,* Rep.....	9,757
James H. Corcoran,* Dem.....	7,917½
John E. Countryman, Pro.....	6,850
John A. Halden, Soc.....	1,774
11. Chester W. Church,* Rep.....	12,580
Henry D. Fulton,* Rep.....	12,507
Robert W. McKinlay,* Dem.....	10,666
Charles D. Klnred, Pro.....	978½
P. C. Lorenz, Soc.....	4,190½
Patrick F. Holden, Ind. L.....	9,324
Edward W. Smale, Ind. Rep.....	472½
John R. Reilly, Ind. Dem.....	2,312½
12. William W. Gillespie,* Rep.....	11,174
William W. Krapo,* Rep.....	10,998½
Douglas Pattison,* Dem.....	14,248
Joseph H. Keagle, Pro.....	4,337½
S. H. Zimmerman, Soc.....	548½
13. Cornelius J. Ton,* Rep.....	13,416
Edward C. Fltch,* Rep.....	12,806½
John J. Poulton,* Dem.....	14,293½
Theodore J. Vind, Soc.....	7,377
Charles J. Phillips, Ind. L.....	5,792½
O. A. Cramer, Ind.....	828½
14. Charles H. Backus,* Rep.....	9,150½
Charles C. Hoge,* Rep.....	9,982½
Edward M. Mangan, Dem.....	7,889½
Nicholas L. Johnson,* Pro.....	11,733½
Guy Underwood, Soc.....	670½
Fred E. Pearsall, Ind. Rep.....	661½
15. Thomas Curran,* Rep.....	8,529½
Dennis J. Egan,* Dem.....	9,093
John O. Hruby, Jr.,* Dem.....	7,549½
Albin Pelko, Pro.....	182½
Jacob Winnen, Soc.....	2,836
William Laskowski, Ind. L.....	3,016½
16. Harrison T. Ireland,* Rep.....	10,274
Josiah Kerrick,* Rep.....	10,543½
Christian Haase,* Dem.....	11,143½
John F. Shepard, Pro.....	4,725
Joha P. Moran, Ind. Dem.....	7,287½
17. Edward J. Smejkal,* Rep.....	6,251
William Navigato,* Dem.....	6,274½
E. M. Abrahams,* Dem.....	7,797
William J. Thompkns, Pro.....	162½
Gustave Fraenckel, Soc.....	2,523½
Eugene C. O'Reilly, Ind. L.....	3,183½
Robert E. Grace, Ind.....	2,145½
18. William G. McRoberts,* Rep.....	9,389
Charles F. Black,* Rep.....	9,366
J. R. Boulware,* Dem.....	14,923½
Daniel R. Sheen, Pro.....	8,501
19. Charles A. Schumacher,* Rep.....	13,787½
James M. Kittleman,* Rep.....	13,027
John J. McLaughlin,* Dem.....	16,292½
Walter E. Gillespie, Pro.....	867
W. E. Rodriguez, Soc.....	3,285
James H. Bowman, Ind. L.....	9,542
20. Israel Dudgeon,* Rep.....	14,912½
George H. Hamilton,* Rep.....	13,630½
J. W. Allison,* Dem.....	10,842
T. S. Pittenger, Pro.....	6,534
Joseph L. Pickens, Soc.....	1,171
21. Frederick E. Erickson,* Rep.....	12,173
William H. Troyer,* Rep.....	11,152
John J. Mahoney, Dem.....	6,901
Thomas J. O'Brien,* Dem.....	8,619½
Herbert S. Morrill, Pro.....	637
John Collins, Soc.....	3,678½
John C. Loftus, Ind. L.....	6,244½
22. Walter V. Dysert,* Rep.....	14,143
Charles A. Allen,* Rep.....	14,080
George W. Myers, Dem.....	5,073½
William H. Dwyer, Dem.....	1,278
Clay F. Gaumer,* Pro.....	8,073

	Harvey M. Brooks, Soc.....	1,285½	27.	Francis J. Liggett,* Rep.....	10,589
23.	Henry W. Austin,* Rep.....	10,400½		Clayton C. Pervier,* Rep.....	10,741
	Christopher Beck,* Rep.....	10,285½		William J. McGuire,* Dem.....	12,681½
	Patrick F. Murray,* Dem.....	8,566½		Paul D. Ransom, Pro.....	6,853
	H. A. Demoney, Pro.....	443	33.	William H. Behrens,* Rep.....	21,124
	Arthur E. Bond, Ind. L.....	7,230		Stephen D. Canaday,* Dem.....	15,125½
	A. Nicholson, Ind.....	5,430		George W. Witt,* Dem.....	14,973
24.	Nicholas Adkins,* Rep.....	12,210½		Luther W. Hostetter, Pro.....	1,815½
	John R. Pogue,* Rep.....	11,619		Henry Rahm, Soc.....	824
	Peter P. Schaefer,* Dem.....	18,461	39.	William R. Lewis,* Rep.....	9,931
	James Scott Bicknell, Pro.....	1,748½		Al. A. Chapsaddle,* Rep.....	9,965
25.	Albert F. Keeney,* Rep.....	12,257		Peter Reinhard, Dem.....	9,766½
	Charles L. Fieldstack,* Rep.....	12,150½		Lee O. Browne,* Dem.....	13,724
	George J. Giercken, Dem.....	7,117		Lewis M. Eddy, Pro.....	673
	Frank H. Landmesser,* Dem.....	8,335	40.	Duncan McDonald, Soc.....	3,018½
	William B. Rose, Pro.....	273		Walter M. Provine,* Rep.....	23,841
	Samuel Robbins, Soc.....	1,128½		Joseph S. Clark,* Dem.....	15,766½
	Bernard J. Brown, Ind. L.....	7,955		John C. Richardson,* Dem.....	15,822
	Alfred Spencer, Prog. A.....	262½		James A. Bickerdike, Pro.....	8,459
	Will Boedecker, Ind.....	124½	41.	Guy R. Bush,* Rep.....	13,279
26.	Cassius M. Coyle,* Rep.....	10,264½		Frank L. Parker,* Rep.....	11,947½
	Abraham L. Phillips, Rep.....	8,771		Thomas H. Riley,* Dem.....	12,328
	Paul Finnan,* Dem.....	13,175		Alonzo E. Wilson, Pro.....	11,562
	John R. Golden,* Pro.....	9,625		Norval G. Marlatt, Soc.....	955
	J. W. Crandall, Soc.....	484½	42.	Charles L. McMackin,* Rep.....	19,620½
27.	Albert Glade,* Rep.....	10,575		John A. Read,* Dem.....	12,417
	Daniel V. McDonough,* Dem.....	9,919½		H. J. C. Beckemeyer,* Dem.....	12,531
	Joseph H. Geshkewich,* Dem.....	10,704		Charles T. Jones, Pro.....	1,525
	Henry Antelewski, Soc.....	2,573½		R. D. Pritchett, Soc.....	1,174½
	Bartley McGinnis, Ind. L.....	3,375	43.	Burnett M. Chipfield,* Rep.....	10,879
28.	John G. Oglesby,* Rep.....	13,386½		Edward J. Kling,* Rep.....	11,039
	John R. Robinson,* Rep.....	12,709		M. J. Daugherty,* Dem.....	13,779
	B. F. Staymates,* Dem.....	19,244½		Albert D. Metcalf, Pro.....	8,683
	W. R. Sinclair, Soc.....	1,312		E. Cliff Sullivan, Soc.....	1,446½
	David H. Harts, Ind.....	4,873½	44.	William Stevenson,* Rep.....	15,714
29.	Charles A. Nelson,* Rep.....	6,965½		Porter Baird,* Rep.....	15,850
	Edward Hope,* Rep.....	6,754½		Charles S. Luke,* Dem.....	14,801½
	William H. Tinlin, Dem.....	5,881½		James M. Etherton, Dem.....	13,412½
	Patrick J. Sullivan,* Dem.....	6,552½		Charles F. Stalker, Pro.....	3,048
	Arthur J. Tryon, Pro.....	230½		George W. Underhill, Soc.....	659
	Oscar F. Wilson, Soc.....	2,385	45.	Frank J. Heint,* Rep.....	17,581
	Ray Wilson, Ind. L.....	3,224		Charles Fetzner,* Rep.....	15,581½
30.	Louis Zinger,* Rep.....	25,234		Charles McBride,* Dem.....	17,375
	A. M. Foster,* Dem.....	16,884½		Charles Schermerhorn,* Dem.....	17,027½
	Walter I. Manny,* Dem.....	16,582		Joseph W. Inslee, Pro.....	8,659
	George W. Warner, Pro.....	3,074		John T. Jones, Soc.....	775
	John T. Samuels, Soc.....	359½	46.	Robert M. Farthing, Rep.....	12,539
31.	Matthew Mills,* Rep.....	11,299½		Lester Leamon,* Rep.....	12,663½
	Charles E. Erby,* Rep.....	10,865		W. C. Blair,* Dem.....	12,602
	John C. Werdel,* Dem.....	16,434½		J. W. Templeman,* Dem.....	12,762
	William R. Paige, Pro.....	505½		John W. Honey, Pro.....	3,457
	Charles W. Greene, Soc.....	4,530		Fred Gutt, Soc.....	239½
	F. H. Huxmann, Ind. L.....	7,211½	47.	William Montgomery,* Rep.....	11,392½
	William R. Brand, Ind. Rep.....	480½		Cleero J. Lindly,* Rep.....	12,004
32.	John E. Harris,* Rep.....	13,480		Emil C. Haagen, Dem.....	3,222½
	Henry L. Jewell,* Rep.....	13,079½		M. S. Link,* Dem.....	9,640
	John A. Califf,* Dem.....	12,392½		William R. Bonham, Pro.....	1,885
	Charles H. Garnett, Dem.....	11,786½		Frank J. Hayes, Soc.....	2,962½
	John McCoy, Pro.....	1,700½	48.	Charles H. Musgrave,* Rep.....	15,351
	Frank A. Peterson, Soc.....	434		Daniel E. Rose,* Rep.....	14,719½
33.	Thomas Campbell,* Rep.....	11,974½		W. E. Finley, Dem.....	13,793
	Frank E. Abbey,* Rep.....	12,016		E. M. Young,* Dem.....	13,509
	Everett L. Werts,* Dem.....	11,973½		Wilbur A. Morgan, Pro.....	2,138½
	Harry M. McCaskrin, Pro.....	6,900	49.	Fred Keck,* Rep.....	13,734½
	Perry H. Shipman, Soc.....	1,981½		John L. Flannigan,* Rep.....	13,826
34.	William T. Hollenbeck,* Rep.....	12,343		George F. Smith,* Dem.....	19,261
	John F. Martin,* Rep.....	11,255		A. Lincoln Wright, Dem.....	9,859
	Seymour Hurst,* Dem.....	11,658		Charles W. Sabine, Pro.....	2,766
	J. T. Hinds, Dem.....	9,836		John Wachter, Soc.....	1,933½
	James M. Goodspeed, Pro.....	1,573		John Evans, Ind. Rep.....	852
35.	Harvey L. Sheldon,* Rep.....	13,087½	50.	Charles M. Gaunt,* Rep.....	13,481
	George M. Tindall,* Rep.....	13,156½		R. D. Kirkpatrick,* Rep.....	12,888½
	Henry F. Gehant,* Dem.....	10,812½		Richard E. Powers,* Dem.....	16,754
	John H. Ahrens, Pro.....	4,391½		Robert A. Suckles, Pro.....	2,881
36.	Chauncey H. Castle,* Rep.....	23,167		L. P. Moake, Soc.....	435
	Campbell S. Hearn,* Dem.....	15,587½	51.	Lewis E. York,* Rep.....	10,507
	Charles E. Bolin,* Dem.....	15,042½		Charles Durfee,* Rep.....	10,852
	Tim Holt, Soc.....	1,216		George W. English,* Dem.....	13,010
	Luclen Cover, Pro.....	3,655		Charles C. Skelton, Pro.....	3,065½



## COOK COUNTY OFFICIALS.

(Hours 9 a. m. to 5 p. m.)

## BOARD OF COMMISSIONERS.

Room 317, Continental National Bank building, 218 LaSalle street.

President—Edward J. Brundage, R., 218 LaSalle street, 3d floor.

Clerk of County Board—Joseph F. Haas, R., 3d floor, 160 Adams street.

Commissioners (all republicans)—Edward J. Brundage, Carl R. Chindblom, Albert G. Lano, Max Blumenfeld, W. Schrojda, Joseph J. Elias, Joseph M. Dennis, Osear De Priest, William Umbach, Louis H. Mack, city districts; William Busse, August C. Boeber, Joseph Carolan, William C. Hartray, Alfred Van Steenberg, country districts.

Committee Clerk—O. W. Nash, 218 LaSalle street, 3d floor.

Meetings—The regular meetings of the board of commissioners are held on the first Monday of December, January, February, March, June and September of each year.

Duties—The commissioners are charged with the management of the county affairs of Cook county, as provided by law, having the same powers as the boards of supervisors in other counties. They make all appropriations and contracts and authorize all expenditures. The president appoints, with the approval of the board, the superintendent of public service and other officers and employes whose election or appointment is not otherwise provided for by law.

## COUNTY CLERK'S OFFICE.

160 Adams street, 3d and 4th floors.

County Clerk—Joseph F. Haas, R.

Deputies—George A. Mugler, chief deputy; James L. Monaghan, deputy comptroller; Frank L. Pasdeloup, chief clerk County court; Morris Salmonson, marriage licenses; Dr. T. J. Ferguson, vital statistics; H. R. Zimpel, redemptions; Niels Juul, cashier; Frank McNally, bookkeeper; A. S. Cameron, tax extension.

Duties—The county clerk is clerk of the county board and ex-officio comptroller of county financial affairs. As such he has charge of all deeds, mortgages, contracts, bonds, notes and similar papers belonging to the county, settles all accounts, keeps books showing appropriations and expenditures, makes out report for fiscal year and submits estimates for the expenses of all the departments of the county organization.

## COUNTY TREASURER'S OFFICE.

160-174 Adams street, 2d floor.

County Treasurer—John R. Thompson, R.

Duties—The county treasurer receives and disburses, pursuant to law, all the revenues and other public moneys belonging to the county. He personally countersigns county orders and renders accounts to the board of commissioners.

## COMPTROLLER'S OFFICE.

160-174 Adams street, 4th floor.

Comptroller—Joseph F. Haas, R.

Deputy Comptroller—J. L. Monaghan, R.

Duties—See County Clerk.

## SUPERINTENDENT OF PUBLIC SERVICE.

218 LaSalle street, room 319.

Superintendent of Public Service—William McLaren, R.

Duties—Purchases all supplies for the county institutions, advertising for bids at specified times and entering into yearly or quarterly contracts and making tests from time to time of the articles furnished to determine if they are up to contract requirements.

## RECORDER'S OFFICE.

160 Adams street, 3d floor.

Recorder of Deeds—Abel Davis, R.

Chief Deputy—Walter V. Hayt.

Duties—The recorder shall, as soon as practicable after the filing of any instrument in writing in his office entitled to be recorded, record the same at length in the order of time of its reception, in well-bound books to be provided for that purpose.

## REGISTRAR OF TITLES.

160 Adams street, 3d floor.

Registrar—Abel Davis, R.

Examiners—Charles G. Little, Francis B. Peabody.

Advisory Examiners—Francis B. Peabody and John S. Miller.

Duties—The Torrens system of conveying property, which went into effect May 1, 1897, and which is intended to simplify the transfer of titles, requires the recorder to act as registrar. He is empowered to employ two or more competent attorneys to act as legal advisers and as examiners.

## CIVIL-SERVICE COMMISSION.

218 LaSalle street, room 312.

Commissioners—Elton Lower, R., chairman; James S. Handy, R.; Charles Gastfield, D., secretary.

Duties—The commissioners examine applicants for positions in the county service. Before an examination is held fourteen days' notice is given by advertisement. The rules are practically the same as those governing other bodies of the kind.

## JURY COMMISSION.

Criminal court building, 3d floor.

Commissioners—William C. Walsh, president; E. D. Redington, secretary; James A. McLane.

Clerk—Roswell H. Mason.

Duties—The commissioners are required to prepare a list of electors qualified to act as jurors, to select names from such list and place them in a jury box and a grand jury box, and to draw therefrom the number of jurors needed at each term of court.

## BOARD OF ASSESSORS.

80 5th avenue.

Members of the Board—Oscar Hebel, R.; William H. Weber, R., secretary; Walter E. Schmidt, R.; A. W. Miller, R., and Adam, Wolf, R.

Chief Clerk—William Kingsley.

Duties—Fix the amount of assessment on all real and personal property according to the rate required by law.

## BOARD OF REVIEW.

76 5th avenue, third floor.

Members of the Board—Fred W. Upham, R., president; F. D. Meacham, R.; Roy O. West, R.

Chief Clerk—Fred A. Vogler.

Duties—The board of review takes the place of the old town board in revising and correcting the findings of the assessors and in hearing and adjusting complaints of property owners. The decisions of the board of review are final.

#### COUNTY INSTITUTIONS.

Dunning.

Superintendent—Dr. O. C. Wilhite, R.

Duties—Has the general management of the insane asylum and the poorhouse.

#### COUNTY HOSPITAL.

Harrison and Honoré streets.

Warden—Charles G. Happel, R.

Duties—Exercises general supervision over the county hospital.

#### COUNTY SURVEYOR.

190 Clark street, 3d floor.

County Surveyor—H. L. Emerson, R.

Duties—The surveyor is required to make all official surveys in the county. (Paid in fees.)

#### COUNTY ARCHITECT.

Dexter building, 84 Adams street.

County Architect—Harris W. Huehl, R.

Duties—The county architect makes designs for new buildings, alterations in old ones, etc., as required by the county board. (Paid in fees.)

#### SUPERINTENDENT OF SCHOOLS.

155 LaSalle street.

Superintendent—A. F. Nightingale, R.

Duties—He is required to visit each school in his district at least once a year, to see that the teachers are qualified for the performance of their duties and to do all in his power to increase the efficiency and elevate the standards of the schools.

#### COUNTY PHYSICIAN.

Office in detention hospital.

County Physician—Dr. H. I. Davis.

Duties—The county physician resides at the detention hospital and gives medical attention to the patients in that institution. He also has a general oversight of the sanitary conditions in the county jail and gives medical and surgical attention to the prisoners confined there.

#### COUNTY AGENT'S OFFICE.

128 and 130 Clinton street.

County Agent—John W. Belmont, R.

Assistant Agent—Charles F. Padeloup.

Duties—The county agent grants relief to persons who are actually in want, provided they have been residents of Cook county six months. He investigates applications for transportation and for admission to the county institutions.

#### CORONER'S OFFICE.

Criminal court building, 1st floor.

Coroner—Peter M. Hoffman, R.

Chief Physician—Dr. Warren H. Hunter.

Deputies—A. F. Andrews, Michael G. Walsh,

Charles V. Barrett, S. L. Davis, George Hitzman, C. F. Kennedy, William Ostrom, Milla Reynolds, George A. Webster.

Physicians—Dr. Otto H. Lewke, Dr. H. G. W. Rheinhardt.

Chief Clerk—G. A. Webster.

Duties—The coroner is required to take charge of bodies of all persons in the county supposed to have come to their deaths through other than natural causes, to summon a jury of six men and to inquire into the cause of death. If any person is implicated by the inquest as the slayer of the deceased, or as an accessory, the coroner shall cause his arrest if not already in custody.

#### SHERIFF'S OFFICE.

134 Monroe street, 4th floor.

Sheriff—Christopher Strasshelm, R.

Assistant Sheriff—Henry Spears, R.

Chief Deputy—Charles W. Peters.

Jailer—John L. Whitman.

Duties—The sheriff serves and returns all writs, warrants, processes, orders and decrees legally directed to him. He is the conservator of peace in his county and may arrest offenders on view. He is the keeper of the jail and has the custody of prisoners. It is also his duty to attend the courts of record of the county and obey their orders.

#### STATE'S ATTORNEY'S OFFICE.

Criminal court building, 2d floor.

State's Attorney—John J. Healy, R.

Assistants—W. A. Rittenhouse, Charles F. McKinley, George Miller, Ferdinand L. Barnett, Leon Zolokoff, James T. Barbour, George M. Gunther, Robert E. Turney, Robert N. Holt, J. Kent Green.

Duties—The state's attorney begins and prosecutes all actions, civil and criminal, in any court of record in the county, in which the people of the state or county may be interested, prosecutes forfeited bonds and actions for the recovery of debts due the state or county and acts as adviser to county officers.

#### COUNTY ATTORNEY'S OFFICE.

218 LaSalle street, 3d floor.

County Attorney—Harry A. Lewis.

Assistant County Attorneys—C. J. Jones, L. B. Anderson, William F. Struckmann.

Duties—The county attorney is the legal adviser of the county board and has charge of all suits at law or in equity for or against the county.

#### PUBLIC ADMINISTRATOR.

164 Dearborn street.

James Reddick, R.

Duties—The public administrator is appointed by the governor to administer the estates of deceased persons who have no relatives or creditors within the state.

### BONDED INDEBTEDNESS OF COOK COUNTY.

		Dec. 1, 1906.			
	Amount.	Due each year.	Expire.		Due each year.
Series C 4%.....	\$408,000	\$67,500	1912	Series H 4%.....	\$475,000
Series D 4%.....	487,500	37,500	1919	Series I 4%.....	4,750,000
Series E 4%.....	805,000	57,500	1920	Funding 4%.....	100,000
Series F 3½%.....	425,000	25,000	1923		
Series G 4%.....	1,062,500	62,500	1923	Total .....	8,513,000
					575,000

## SALARIES OF COOK COUNTY OFFICIALS AND EMPLOYEES (1906).

Monthly except where otherwise specified.

<b>COUNTY BOARD.</b>		1 messenger .....	\$45.00	<b>CLERK OF COUNTY COURT.</b>	
President, per year.	\$5,400.00	1 messenger .....	35.00	Clerk of County court, per year.	\$3,000.00
14 commissioners, each, per year.	3,600.00	2 porters, each.	70.00	1 chief clerk.	208.33
1 attorney .....	300.00	Head electrician.	125.00	1 clerk, assistant to county judge.	208.33
1 auditor .....	250.00	<b>TREASURER'S OFFICE.</b>			
1 committee clerk.	208.33	County treas., per yr.	\$4,000.00	1 cashier .....	166.66
1 clerk .....	150.00	1 asst. treasurer.	300.00	1 process clerk.	150.00
1 secretary .....	233.33	1 bookkeeper .....	250.00	1 record writer.	150.00
<b>CLERK COUNTY BOARD.</b>		1 chief clerk.	250.00	1 asst. chief clerk.	150.00
Clerk, per year.	\$3,600.00	1 auditor .....	250.00	1 minute clerk.	137.50
1 chief bookkeeper.	250.00	1 general clerk.	208.33	3 clerks, each.	125.00
1 minute clerk.	208.33	1 cashier .....	225.00	2 minute clerks, each	117.50
1 bill clerk.	166.66	1 rec'ing teller, chief	200.00	7 extra men, each, per day	4.00
1 ass't bookkeeper.	150.00	2 asst. chief clerks, each	200.00	<b>JUDGES COURTS OF RECORD.</b>	
1 warrant clerk.	150.00	1 clerk personal prop.	250.00	<b>CIRCUIT COURT.</b>	
1 cashier .....	150.00	1 assistant cashier.	175.00	14 judges, each.	\$541.66
1 clerk .....	125.00	3 asst. b'keep's, ea.	150.00	<b>SUPERIOR COURT.</b>	
1 asst. bookkeeper.	125.00	19 tellers, each.	150.00	12 judges, each.	\$541.66
<b>SHERIFF.</b>		1 asst. auditor.	150.00	<b>COUNTY COURT.</b>	
<b>OFFICE AND JAIL.</b>		1 probate clerk.	150.00	1 judge .....	\$833.33
Sheriff, per year.	\$6,000.00	3 clerks, each.	137.50	<b>PROBATE COURT.</b>	
1 assistant sheriff.	300.00	4 asst. chief clks., ea.	140.00	1 judge .....	\$833.33
1 chief deputy.	300.00	3 clerks, each.	125.00	<b>CIRCUIT COURT.</b>	
1 jailer .....	200.00	1 draftsman .....	125.00	Clerk of the Circuit court, per year.	\$5,000.00
2 inspectors, each.	200.00	2 mail clerks, each.	125.00	1 chief clerk.	208.33
28 deputies, each.	166.66	45 clerks, each.	120.00	1 b'kk'per & cashier.	200.00
3 clerks, each.	150.00	1 stenographer .....	100.00	1 assignment clerk.	166.66
2 asst. jailers, each.	125.00	2 day watchmen, ea.	75.00	2 execut'n clerks, ea.	150.00
3 clerks, each.	125.00	3 janitors, each.	60.00	3 law record writers, each	150.00
96 balliffs, each.	105.00	2 night watchmen, ea.	75.00	4 chancery record writers, each	150.00
1 messenger .....	75.00	2 messengers, each.	60.00	1 judgment record writer	137.50
3 clerks, each.	100.00	8 adding machine clerks, each.	65.00	1 clerk in charge.	150.00
1 stenographer .....	100.00	1 janitress .....	50.00	7 record writers and clerks, each.	125.00
48 jail guards, each.	83.33	50 to 220 extra men, per day, \$3 to.	4.00	9 minute clerks, each	110.00
3 clerks, each.	83.33	Attorney's fees up to \$3,000 to be paid out of interest receipts. All salaries to be paid out of the commissions and earnings of the office.		13 clerks, each.	100.00
1 jail engineer.	90.00	<b>COUNTY CLERK.</b>			
1 office watchman.	65.00	County clerk, per yr.	\$2,000.00	11 office clerks, each.	83.33
1 messenger .....	75.00	1 chief deputy.	300.00	1 vault clerk.	75.00
2 ele. conductors, ea.	60.00	1 deputy, tax ex.	237.50	1 messenger clerk.	50.00
3 matrons, each.	50.00	1 cashier .....	208.33	Extra help, per day.	4.00
1 balliff city court.	45.00	1 bookkeeper .....	166.66	<b>SUPERIOR COURT.</b>	
1 jail laundress.	40.00	1 deputy, marriage license	150.00	Clerk of Superior court, per year.	\$5,000.00
1 jail teacher.	40.00	1 deputy, vital stat.	150.00	1 chief clerk.	208.33
<b>SHERIFF-COUNTY OFFICES.</b>		1 deputy, redemption department	150.00	1 b'kk'per & cashier.	200.00
1 custodian .....	\$150.00	1 mail clerk .....	166.66	2 execution clerks, ea.	150.00
1 asst. custodian.	100.00	1 assistant, tax ex.	150.00	3 law record writers, each	150.00
1 clerk .....	100.00	1 receiving clerk.	150.00	2 chancery minute writers, each.	150.00
1 head janitress.	83.33	1 recording clerk.	150.00	1 judgment record writer.	137.50
4 elevator men, each.	65.00	1 deputy, tax sales.	150.00	7 other record writers, each.	125.00
3 watchmen, each.	65.00	1 map clerk.	137.50	8 law minute clerks, each	110.00
6 janitresses, each.	45.00	1 redemption clerk.	137.50	5 general clerks, ea.	100.00
<b>SHERIFF-CRIMINAL COURT BUILDING.</b>		2 asst. deputies, each.	137.50	11 other clerks, each.	83.33
1 custodian .....	\$150.00	1 deputy .....	133.33	1 messenger clerk.	50.00
1 chief engineer.	150.00	14 assistant deputies, clerks, etc., each.	125.00	<b>PROBATE COURT.</b>	
4 elevator men, each.	65.00	2 deputies, each.	108.33	Clerk of the Probate court, per year.	\$5,000.00
3 asst. engineers, ea.	90.00	1 election clerk.	108.33	1 asst. to judge.	250.00
1 pumpman .....	60.00	3 asst. map clerks, each	100.00	2 assts. to judge, ea.	208.33
8 watchmen, each.	65.00	1 stenographer .....	100.00	1 chief clerk.	208.33
10 janitors, each.	60.00	2 vault clerks, each.	100.00	1 chief deputy clerk.	200.00
6 firemen, each.	68.40	3 vault clerks, each.	83.33		
1 coal passer.	65.00	1 vault clerk.	125.00		
2 win'w cleaners, ea.	60.00	1 watchman .....	65.00		
15 janitresses, each.	45.00	2 watchmen, each.	70.00		
<b>SUPERINTENDENT OF PUBLIC SERVICE.</b>		1 messenger .....	50.00		
Superintendent, year.	\$4,500.00				
1 chief clerk.	183.33				
1 clerk .....	166.66				
3 clerks, each.	125.00				
1 stenographer .....	100.00				
1 stenographer .....	55.00				
1 clerk .....	91.66				

1 cashier .....	\$150.00	1 chief clerk.....	\$125.00	1 secretary .....	\$150.00	
5 record writers, ea..	150.00	7 abstract makers,ea.	125.00	1 clerk, branch office.	150.00	
1 entry clerk.....	166.66	2 chainmen, each....	100.00	1 bookkeeper .....	125.00	
1 bond clerk.....	125.00	1 draftsman.....	100.00	1 stenographer .....	70.00	
1 general clerk.....	133.33	1 tax clerk.....	125.00	1 messenger .....	30.00	
1 docket clerk.....	125.00	2 stenographers, each	75.00	1 night watchman....	60.00	
1 citation clerk.....	116.66	2 stenographers, each	60.00	Visitors and clerks,		
1 transcript clerk....	141.66	2 minute men, each..	83.33	each, per day.....	3.00	
1 comparer .....	125.00	<b>BOARD OF REVIEW.</b>			<b>ELECTION COMMISSION-</b>	
8 clerks, each.....	125.00	3 members b'd of re-		<b>ERS.</b>		
3 clerks, each.....	110.00	view, each, per yr..	\$7,000.00	1 chief clerk, per yr.	\$4,000.00	
9 clerks, each.....	100.00	1 chief clerk.....	300.00	3 election commis-		
1 stenographer .....	100.00	1 chief deputy clerk..	208.33	sioners, ea., per yr.	2,500.00	
5 clerks, each.....	91.66	2 deputy clerks, each	166.66	<b>CIVIL-SERVICE COMMIS-</b>		
4 clerks, each.....	83.33	1 real-estate expert..	125.00	<b>SION.</b>		
1 clerk .....	84.00	1 mapman .....	100.00	1 commissioner .....	\$2,000.00	
<b>CRIMINAL COURT.</b>			1 stenographer .....	2 commissioners, ea.,		
Clerk of the Criminal		1 messenger .....	75.00	per year.....	1,500.00	
court, per year.....	\$5,000.00	1 janitor .....	60.00	1 stenographer .....	100.00	
1 chief clerk.....	208.33	<b>BOARD OF ASSESSORS.</b>			<b>COUNTY HOSPITAL.</b>	
1 asst. chief clerk....	166.66	5 assessors, each, per		Warden, per year....	\$3,240.00	
2 record writers, each	166.66	year .....	\$5,000.00	County physician, per		
3 record writers, each	150.00	1 chief clerk.....	300.00	year .....	2,000.00	
1 office clerk.....	137.50	1 attorney .....	166.66	1 assistant warden....	150.00	
1 execution clerk....	132.50	1 asst. chief clerk....	208.33	1 chief engineer.....	125.00	
1 asst. record writer.	125.00	1 deputy chief clerk..	208.33	1 druggist .....	75.00	
1 fee clerk.....	125.00	4 expert real-estate		1 head painter.....	100.00	
1 execution clerk....	125.00	clerks, each.....	166.66	1 head carpenter....	100.00	
1 platter clerk.....	125.00	2 architect.....	150.00	1 clerk .....	100.00	
1 grand jury clerk..	130.00	1 superintendent, ea.	125.00	1 clerk .....	75.00	
6 court clerks, each..	110.00	1 chief deputy.....	150.00	2 cooks, each.....	70.00	
1 docket clerk.....	110.00	1 real-estate clerk....	125.00	1 clerk .....	70.00	
5 office clerks, each..	100.00	5 draftsmen, each....	100.00	1 clerk .....	60.00	
1 bond clerk.....	140.00	1 stenographer .....	110.00	1 custodian .....	60.00	
1 judgment clerk....	100.00	1 stenographer .....	50.00	1 assistant druggist..	60.00	
1 indictment clerk...	90.00	3 map clerks, each....	100.00	1 head gardener.....	70.00	
1 venire clerk.....	100.00	1 vault clerk.....	83.33	4 clerks, each.....	50.00	
4 general clerks, ea..	83.33	2 messengers, each....	75.00	1 baker .....	50.00	
2 vault clerks, each..	83.33	7 watchmen and janit-		1 barn foreman.....	60.00	
1 messenger and ste-		ographers, each.....	60.00	1 butcher .....	60.00	
nographer .....	83.33	Extra help not to exceed		1 laundryman .....	55.00	
<b>CORONER'S OFFICE.</b>			\$4 a day each.	2 policemen, each....	75.00	
Coroner, per year....	\$5,000.00	<b>STATE'S ATTORNEY'S</b>			Nurses and attendants, \$25	
1 chief deputy.....	208.33	<b>OFFICE.</b>			each; cooks, \$20 to \$35; la-	
1 deputy & physician	208.33	State's attorney, per		borers, \$20 to \$40; domestics,		
2 dep'y coroners, ea..	150.00	year .....	\$9,600.00	\$18 to \$25; other employes,		
11 dep'y coroners, ea.	125.00	1 assistant .....	483.33	\$20 to \$50.		
1 clerk .....	100.00	1 assistant .....	316.66	<b>INSTITUTIONS AT</b>		
1 vault clerk.....	83.33	6 assistants, each....	231.66	<b>DUNNING.</b>		
1 clerk morgue.....	75.00	3 assistants, each....	250.00	General superintend-		
1 morguekeeper .....	75.00	3 assistants, each....	200.00	ent, per year.....		
1 asst. morguekeeper.	30.00	2 assistants, each....	150.00	1 business manager..		
<b>RECORDER'S OFFICE.</b>			Clerks, etc., each,	1 chief engineer.....		
Recorder, per year....	\$6,000.00	\$61.66 to.....	125.00	5 physicians, each....		
1 chief deputy.....	208.33	<b>COUNTY ATTORNEY'S</b>				
1 b'keeper & cashier	200.00	<b>OFFICE.</b>				
1 supt. folio dept....	150.00	County attorney, per		1 clerk .....		
1 receiving clerk....	137.50	year .....	\$4,200.00	1 storekeeper .....		
1 supt. abstract dept.	150.00	1 assistant .....	275.00	1 supt. nurses.....		
1 chief comparer .....	137.50	2 assistants, each....	200.00	1 druggist .....		
1 asst. folio supt....	125.00	1 tax expert.....	200.00	1 truck gardener....		
4 abstract makers,ea.	125.00	1 clerk .....	100.00	1 baker .....		
5 clerks, each.....	125.00	1 stenographer .....	75.00	1 clerk infirmary....		
1 draftsman .....	116.66	<b>COUNTY SUPERINTEND-</b>				
3 clerks, each.....	110.00	<b>ENT OF SCHOOLS.</b>				
2 abstract makers,ea.	100.00	County supt.....		1 supervisor insane		
21 clerks each.....	100.00	2 asst. supts., each..	\$208 33	asylum .....		
15 clerks, each.....	91.66	1 clerk .....	75.00	1 assistant druggist..		
18 comparers, each..	83.33	<b>JURY COMMISSIONERS.</b>				
5 clerks, each.....	83.33	3 commissioners, ea..	\$125.00	1 supervisor poor-		
1 watchman .....	75.00	1 chief clerk.....	150.00	house .....		
1 abstract comparer..	60.00	3 clerks, each.....	91.66	1 gardener .....		
3 scrubwomen, each..	45.00	1 clerk .....	83.33	2 cooks, each.....		
Folio writers, 4/5c per folio.		2 clerks, each.....	75.00	6 head nurses, each..		
1 messenger .....	50.00	2 clerks, each.....	65.00	Other nurses, \$25 to \$35		
<b>TORRENS DEPARTMENT.</b>			<b>JUVENILE COURT.</b>			
1 examiner (attorney)	\$333.33	<b>COUNTY AGENT'S OFFICE</b>			Head probat'n officer.	
1 attorney .....	150.00	County agent, per yr.	\$2,500.00	each .....		
3 abstr't revisers, ea.	150.00	1 asst. county agent.	166.66	Stenographer .....		

## COURTS IN COOK COUNTY.

**FIRST DISTRICT APPELLATE COURT.**  
Ashland block, 7th floor.

Main Court Judges—Francis Adams, D.; Jesse Holdom, R.; Edward O. Brown, D.  
Branch Court Judges—Frederick A. Smith, R.; Henry V. Freeman, R.; Frank Baker, D.  
Clerk—A. R. Porter, R.; deputy clerk, John L. Bingham, R.

Jurisdiction—The Appellate court has jurisdiction of all matters of appeal or writs of error from the Superior, Circuit and County courts, and from city courts, except in criminal cases and those affecting a franchise or freehold or the validity of a statute. Decisions in cases involving less than \$1,000 are final.

Terms of Court—First Tuesdays in March and October of each year.

**SUPERIOR COURT.**

Law, 134 Monroe street; chancery, 96 Jackson boulevard, 3d floor.

Judges—Theodore Brentano, R., term expires 1909; Arthur H. Chetlain, R., 1910; Henry V. Freeman, R., 1910; Marcus Kavanagh, R., 1910; Axel Chytraus, R., 1910; Jesse Holdom, R., 1910; W. M. McEwen, R., chancellor, 1911; Farlin Q. Ball, R., 1911; Albert C. Barnes, R., 1910; George A. Dupuy, R., 1910; Ben M. Smith, R., 1911.

Clerk—Charles W. Vall, R.; 134 Monroe street, 4th floor.

Jurisdiction—The Superior court has concurrent jurisdiction with the Circuit court in all cases of law and equity and in appeals from inferior courts.

Terms of Court—Begin on the first Monday of every month.

**CIRCUIT COURT.**

Law, 134 Monroe street; chancery, 96 Jackson boulevard, 4th floor.

(Terms of judges all expire in June, 1909.)

Judges—George A. Carpenter, R.; Thomas G. Windes, D.; Merritt W. Pinckney, R.; R. S. Tuthill, R.; Frank Baker, D.; Francis Adams, D.; Richard W. Clifford, D.; John Gibbons, R.; C. M. Walker, D.; Lockwood Honore, D.; Julian W. Mack, D.; E. O. Brown, D.; George Kersten, D.; Frederick A. Smith, R.

Clerk—Joseph E. Bidwill, Jr.; chief deputy, Charles H. Bradley, R.; room 305, 134 Dearborn street.

Jurisdiction—Same as that of the Superior court.

Terms of Court—Begin on the third Monday of every month.

**COUNTY COURT.**

174 Adams street, 3d floor.

Judge—Lewis Rinaker, R., term expires in December, 1910.

Clerk—Joseph F. Haas, R.; 160 Adams street, 3d floor.

Jurisdiction—The County court has concurrent jurisdiction with Circuit courts in all cases of appeal from justices of the peace and police magistrates and in all common law matters where the value of property does not exceed \$1,000; concurrent jurisdiction with courts of record

in condemnation and special assessment proceedings; exclusive jurisdiction in voluntary assignments, release of insolvent debtors, trials of the right of property, commitment of insane and the support of paupers by their relatives; objections to the sale of real estate for nonpayment of general or special taxes are heard in the County court and all inheritance taxes are levied and collected under its direction; the official bonds of most county and township officers and the yearly reports of clerks, justices of the peace and state's attorneys and other officers of fees collected are subject to the approval of that court; the County court in Cook county has entire management and control of all elections in Chicago.

**CRIMINAL COURT.**

Criminal court building, Michigan street and Dearborn avenue.

Judges—George Kersten, Merritt W. Pinckney, Theodore Brentano, Farlin Q. Ball and Marcus Kavanagh assigned to this court until July, 1907.

Clerk—A. J. Harris, R. Office in Criminal court building.

Jurisdiction—The Criminal court of Cook county has original jurisdiction of all criminal offenses except such as is conferred upon justices of the peace, and appellate jurisdiction from justices of the peace.

Terms of Court—Begin on the first Monday of every month.

**PROBATE COURT.**

Criminal court building, 6th floor.

Judge—Charles S. Cutting, R. Term expires in 1906.

Assistants—Neil J. Shannon, Frank L. Wood and John D. Casey.

Clerk—Guy Guernsey, R. Office in Criminal court building, sixth floor.

Public Administrator—James Reddlek, R. Public Guardian—Mary M. Bartelme.

Jurisdiction—The Probate court has original jurisdiction in all matters of probate, the settlement of estates of deceased persons, the appointment of guardians and conservators and settlement of their accounts, and in all matters relating to apprentices, and in cases of sales of real estate of deceased persons for the payment of debts.

Terms of Court—Begin on the first Monday of every month.

**JUVENILE COURT.**

260 Clark street.

Judge—Julian W. Mack.

**UNITED STATES CIRCUIT COURT.**

Federal building, 6th floor.

Judges—Peter S. Grosscup, Francis E. Baker, William H. Seaman, Christian C. Kohlsaat.

Clerk—Marshall E. Sampson.  
Salaries of judges, \$6,000 each per year; of clerk, \$3,000.

**UNITED STATES DISTRICT COURT.**

Federal building, 6th floor.

Judges—Solomon H. Bethea, Kenesaw M. Landis.

Clerk—T. C. Mac Millan.  
Salary of judges, \$5,000 a year; of clerk, \$3,000.

## MUNICIPAL COURT OF CHICAGO.

Municipal Court Building—148 Michigan avenue (unfinished).

Temporary Courts—First district: Civil cases, 22 Lake street; criminal cases, Harrison, Desplaines, Maxwell, Hyde Park, 35th street, stockyards, West Chicago avenue and Chicago avenue police stations. Second district: Civil and criminal cases. South Chicago court. Third district: Criminal cases, Englewood police station; civil cases, 63d street and Princeton avenue. Fourth district: Criminal cases, Warren avenue police station; civil cases, 1589 West Madison street. Fifth district: Civil and criminal cases, 1471 North Kedzie-av.

Judges—Terms expire in 1912: Harry Olson, chief justice; Freeman K. Blake, William W. Maxwell, Judson F. Going, William M. Gemmill, William N. Cottrell, Edwin K. Walker, Edward A. Dioker, Isidore H. Himes, Arnold Heap. Terms expire in 1910: John W. Houston, John H. Hume, John R. Newcomer, McKenzie Cleland, John C. Scovel, Stephen A. Foster, Frank Crowe, Mancha Bruggemeyer, Michael F. Griffin. Terms expire in 1908: Henry C. Beitler, Frank P. Sadler, Max Eberhart, Frederick L. Fake, Jr., Adolor J. Petit, Charles N. Goodnow, Oscar M. Torrison, Hosea W. Wells, Thomas B. Lantry.

Clerk—Homer K. Galpin.

Bailiff—Thomas M. Hunter.

Salaries—Chief justice, \$7,500 a year; associate justices, \$6,000; clerk, \$5,000; chief deputy clerk, \$2,500; other clerks, \$1,800; bailiff, \$5,000; chief deputy bailiff, \$2,500; other bailiffs, \$1,500.

## JURISDICTION.

1. All actions on contracts, express or implied, when the amount claimed by the plaintiff exceeds \$1,000, and all actions for the recovery of personal property or for the recovery of damages for the conversion of or injury to personal property when the value of the property or the amount of damages sought to be recovered, as claimed by the plaintiff, exceeds \$1,000, and which, for convenience, will be designated as cases of the first class.

2. All suits of every kind, whether criminal or civil, or whether at law or in equity, which may be transferred to it by change of venue or otherwise by the Circuit, Superior or Criminal courts of Cook county for trial and disposition, and which will be designated as cases of the second class.

3. All criminal cases in which the punishment is by fine or imprisonment otherwise than in the penitentiary, and which will be designated as cases of the third class.

4. All those classes of suits and proceedings, whether civil or quasi-criminal, of which justices of the peace are now given jurisdiction by law, in all of which classes of suits the Municipal court shall have jurisdiction when the amount sought to be recovered, whether by way of damages, penalty or otherwise, does not exceed \$1,000. Provided, that in any action upon a bond the amount sought to be recovered thereon and not the penalty of the bond shall determine the jurisdiction and that when payments are to be made by installments an action may be brought in the Municipal court for any installment not exceeding \$1,000 as it becomes due. These will be designated as cases of the fourth class.

5. All other suits at law for the recovery of money only, when the amount claimed does not exceed \$1,000, and which will be designated as cases of the fifth class.

## COURT DISTRICTS.

1. The territory bounded on the east by Lake Michigan, on the north by the city limits, on the west by Western avenue from the northern city limits to 55th street, on the south by 55th street from Western avenue to State street, on the west by State street from 55th street to 63d street, on the south by 63d street from State street to Cottage Grove avenue, on the west by Cottage Grove avenue from 63d street to 71st street and on the south by 71st street from Cottage Grove avenue to Lake Michigan.

2. The territory bounded on the south by the city limits, on the east by the city limits and Lake Michigan, on the north by 71st street and on the west by Cottage Grove avenue.

3. The district bounded on the west and south by the city limits, on the east by Cottage Grove avenue from the city limits on the south to 63d street, on the north by 63d street from Cottage Grove avenue to State street, on the east by State street from 63d street to 55th street and on the north by 55th street from State street to the city limits on the west.

4. The territory bounded on the south by 55th street, on the east by Western avenue, on the north by Lake street and on the west by the city limits.

5. The territory bounded on the south by Lake street, on the east by Western avenue and on the north and west by the city limits.

## COSTS IN CIVIL CASES.

1. In cases of the first class the plaintiff shall pay \$3 to the clerk when suit is begun and \$6 more if he asks for a jury trial.

2. In cases of the second class the plaintiff at the time of the bringing of the transcript of the record to the Municipal court shall pay \$8 and \$6 more if he files a demand for a jury.

3. In cases of the first and second class the defendant at the time of the filing of his appearance shall pay to the clerk \$3 and if he asks for a jury \$6 additional.

4. In any case of the fourth or fifth class the plaintiff, at the time of beginning suit, shall pay to the clerk of the court \$2 when the amount claimed does not exceed \$200; \$5 if the amount exceeds \$500 and does not exceed \$1,000, and \$2 in a case of forcible entry and detainer. If a jury is asked \$6 additional must be paid.

In any case of the fourth or fifth class the defendant, at the time of his appearance, shall pay to the clerk \$2 if the amount claimed by the plaintiff exceeds \$200 and the further sum of \$6 if he (the defendant) asks for a jury.

6. The costs to be paid for the services of the bailiffs and of sheriffs and other costs not mentioned in the above cases of the first and second class shall be the same as in the Circuit court.

7. In any case of the fourth or fifth class the party delivering to the bailiff any paper to be served shall pay him \$1 for each defendant named upon whom service is to be made, and in cases of writs of attachment.

replevin or execution the further sum of \$1 when any levy is made, and shall also pay for the actual expense of seizing and caring for property.

8. In any case of the fourth or fifth class the party securing any certified copy of the record shall pay to the clerk the same fees as are paid to the clerk of the Circuit court for similar services.

9. In any case of the fourth or fifth class the bailiff, as commissions on moneys realized by execution, shall collect from the defendant in the execution 5 per cent upon the money realized if it does not exceed \$100, but if it exceeds \$100 the amount shall be 5 per cent on the first \$100 and 3 per cent upon the excess over \$100.

#### COSTS IN CRIMINAL CASES.

Costs in criminal and quasi-criminal cases and proceedings in the Municipal court in-

stituted in the name of the people or of any state or county officers shall be:

1. Clerk's fees for all services rendered by him, \$6.

2. Bailiff's fees the same as those which may now or hereafter be fixed by law for the sheriff in counties of the third class for similar services.

Costs in cases in the Municipal court instituted in the name of the city of Chicago or in the name of any city official shall be the same as those named above.

The clerk and each deputy shall collect for the acknowledgment of memoranda of chattel mortgages and of other written instruments the same fees allowed by law to justices of the peace for similar services and the fees so collected and all costs collected in each week shall be paid over to the city of Chicago on the Monday of the following week.

#### GOVERNMENT OFFICES IN CHICAGO.

The postoffice and all other United States department offices, except where otherwise noted, are in the federal building, which stands on the square bounded by Clark, Adams and Dearborn streets and Jackson boulevard.

Appraiser's Office—Harrison and Sherman streets; appraiser, Thos. O'Shaughnessy.  
Bureau of Labor—Room 851; special agent, Ethelbert Stewart.

Bureau of the Census—Room 851, chief special agent, Zach. C. Elkin.

Custom House—South wing, fourth floor; collector, John C. Ames; special deputy collector, John Hitt; private secretary, Thos. H. Keefe; deputy collector at large office, No. 2 River street, James M. Nash.

Hydrographic Office—Room 523; nautical expert in charge, W. J. Wilson.

Immigration Bureau—Rooms 855 to 857; chief inspector, J. W. Burst.

Inspectors of Steam Vessels—Room 529; inspector of hulls, Ira B. Mansfield; inspector of boilers, Roy L. Peck.

Internal Revenue Department—East wing, fourth floor; collector, Henry L. Hertz; chief deputy, Frank E. Hemstreet; cashier, John Williamson.

Life-Saving Service—Room 531; assistant inspector, Lieut. J. G. Ballinger.

Lighthouse Department—Room 703; inspector, Commander J. M. Orchard, U. S. N.

Marine Hospital—Clarendon and Graceland avenues.

Naval Office—Room 451; naval officer, Thomas N. Jamieson; special deputy, Edgar C. Hawley; deputy, Thomas Carr.

Pension Agency—Room 403; pension agent, Charles Bent.

United States District Attorney—Rooms 825 to 833; Edwin W. Sims.

United States Engineer—Room 508; Lieut.-Col. William H. Bixby.

United States Marshal—Rooms 804 and 806; marshal, Luman T. Hoy; chief deputy, M. E. Patterson.

United States Subtreasury—First floor, northwest section; assistant treasurer, William Boldenweck.

Weather Bureau—Fourteenth floor; professor in charge, Henry J. Cox.

#### SALARIES OF PRINCIPAL OFFICIALS.

Postmaster .....	\$8,000
Collector of customs.....	7,000
Treasurer .....	5,000
District attorney.....	5,000
Marshal .....	5,000
Naval officer.....	5,000
Internal-revenue collector.....	4,500
Pension agent.....	4,000
United States engineer.....	3,500
Appraiser .....	3,000
Professor of meteorology (weather)....	3,000

#### MILWAUKEE AVENUE STATE BANK FAILURE.

Date—Aug. 6, 1906.

Liabilities (deposits)—\$4,185,000.

Assets (face value)—\$3,484,000.

President Paul O. Stensland fled from Chicago July 12; arrested in Tangier, Morocco, Sept. 3; brought back to Chicago Sept. 26; sent to Joliet penitentiary on same day on pleading guilty to embezzlement, the sentence being indeterminate; pleaded guilty

to forgery Nov. 5 and given indeterminate sentence.

Cashier Henry W. Hering arrested Aug. 9; sentenced to indeterminate term in penitentiary Nov. 5 on pleading guilty to charge of forgery.

Dividends paid by Receiver John C. Fetzer up to Dec. 1, 1906—Aug. 24, 20 per cent; Oct. 25, 20 per cent; Nov. 5, 20 per cent.

#### CHICAGO COMMERCIAL ASSOCIATION.

77 Jackson boulevard, rooms 903-914.

President—David R. Forgan.  
First Vice-President—John W. Scott.  
Second Vice-President—Walter H. Wilson.  
Third Vice-President—Charles A. Stevens.

Fourth Vice-President—Thomas E. Wilson.  
General Treasurer—Edwin Sherman.  
General Secretary—Harry A. Wheeler.  
Executive Director—H. C. Barlow.  
Executive Secretary—Clarence A. Cotton.

### DIRECTORY OF COUNTY DEPARTMENTS AND COURTS.

#### RAND-M'NALLY BUILDING.

160-174 Adams street.

County Treasurer—Second floor, 160 Adams street.

County Clerk—Third floor, 160 Adams street.  
County Court Clerk—Fourth floor, 174 Adams street.

County Court—Fourth floor, 174 Adams-st.  
County Comptroller—Fourth floor, 160 Adams street.

County Recorder—Third floor, 160 Adams-st.

#### CONTINENTAL NATIONAL BANK BUILDING.

218 LaSalle street.

President County Board—Room 314.

County Commissioners and Committee Clerk—Room 317.

Superintendent Public Service—Room 319.

County Attorney—Room 310.

Civil-Service Commissioners—Room 312.

#### FORT DEARBORN BUILDING.

134 Monroe street.

Circuit Court Clerk—Third floor.

Superior Court Clerk—Fourth floor.

Sheriff—Fourth floor.

Bailiff's Office—Sixteenth floor.

Assignment Room Circuit Court—Sixteenth floor.

Common Law Circuit and Superior Courts—Eleventh, twelfth and thirteenth floors.

#### IMPERIAL BUILDING.

260 Clark street.

Juvenile Court—Third floor.

#### MONADNOCK BUILDING.

Jackson boulevard and Dearborn street.

Superior Court Chancery—Third floor.

Circuit Court Chancery—Fourth floor.

#### CRIMINAL COURT BUILDING.

Michigan street and Dearborn avenue.

Criminal Court Clerk—First floor.

Coroner—First floor.

Sheriff (Balliffs)—in Charge of Probate and

Criminal Courts—First floor.

State's Attorney—Second floor.

Grand Jury Assembly Room—Second floor.

Jury Commissioners—Third floor.

Probate Court—Sixth floor.

Probate Court Clerk—Sixth floor.

Criminal Courts—All in this building.

County Jail—Dearborn avenue and Illinois street.

#### ASSESSORS' BUILDING.

76-92 5th avenue.

Board of Assessors—82 5th avenue.

Board of Review—76 5th avenue.

#### OTHER LOCATIONS.

County Agent—168 South Clinton street.

County Superintendent of Schools—155 LaSalle street.

County Surveyor—Third floor, 190 Clark-st.

#### LOCATION OF COUNTY BUILDINGS.

Courthouse—Clark, between Washington and Randolph streets; south side. (In process of rebuilding.)

Criminal Court Building and Jail—Michigan street and Dearborn avenue; north side.

Children's Hospital—Wood, near Polk; west side.

County Hospital—Harrison and Honore streets; west side.

County Morgue—Wood and Polk streets; west side.

Detention Hospital—Wood and Polk streets; west side.

County Agent—128 and 130 Clinton street; west side.

County Institutions—At Dunning, reached by the Chicago, Milwaukee & St. Paul railway and by Milwaukee avenue cable cars and other surface lines connecting with the electric line on Irving Park boulevard.

### POLICE HEADQUARTERS AND STATIONS.

General and detective headquarters in city hall.

#### DIVISION HEADQUARTERS.

No. Location.

1. Harrison and LaSalle.
2. 53d and Lake-av.
3. Desplaines and Waldo-pl.
4. 233 West Chicago avenue.
5. 240 Chicago avenue.

#### PRECINCT STATIONS.

1. Room 8, city hall.
2. Harrison and LaSalle-sts.
3. 318 22d.
4. 2523 Cottage Grove-av.
5. 144 35th.
6. 844 35th.
7. 2913 Loomis street.
8. 3813 California avenue.
10. 5233 Lake avenue.
11. State and 50th.

No. Location.

12. 6344 Jefferson avenue.
13. 7533 Dobson avenue.
14. Kensington avenue, near Front.
15. 89th and Exchange-av.
16. 13, 354 Erie avenue.
17. 6345 Wentworth avenue.
18. 85th and Green-sts.
19. 4736 South Halsted street.
20. 1800 West 47th.
21. Morgan and Maxwell-sts.
22. 187 Canalport avenue.
23. Hinman and Paulina.
24. 1243 West 13th street.
25. 942 Millard avenue.
27. 19 Desplaines.
28. 609 West Lake.
29. 526 Warren avenue.

No. Location.

30. 2168 West Lake.
31. West Lake, corner Central avenue.
32. 233 West Chicago avenue.
33. 99 West North avenue.
34. North av. and Oakley.
35. Milwaukee and Attrill.
36. Milwaukee and Irving Park boulevard.
37. Grand and 49th avenues.
38. 240 Chicago avenue.
39. North-av. and Larrabee.
40. 958 North Halsted.
41. Sheffield, near Diversey.
42. N. Halsted and Addison.
43. Foster and Winchester.
44. N. Clark and Estes-av.
45. N. Robey and Byron.

### CHIEFS OF POLICE OF CHICAGO.

Names and dates of appointment:

- W. W. Kennedy, April, 1871.  
Elmer Washburn, April, 1872.  
Jacob Rehm, December, 1873.  
Michael C. Hickey, Oct. 7, 1875.  
Valerius A. Seavey, July 30, 1878.  
Simon O'Donnell, Dec. 15, 1879.  
William J. McGarigle, Dec. 13, 1880.  
Austin J. Doyle, Nov. 13, 1882.  
Frederick Ebersold, Oct. 26, 1885.

- George W. Hubbard, April 17, 1888.  
Frederick H. Marsh, Jan. 1, 1890.  
Robert W. McClaughey, May 18, 1891.  
Michael Breunna, Sept. 11, 1893.  
John J. Badenoch, April 11, 1895.  
Joseph Kiple, April 16, 1897, and April, 1899.  
Francis O'Neill, April 30, 1901, and June 26, 1903.  
John M. Collins, July 26, 1905.



## CHICAGO CITY OFFICIALS.

Heads of departments, assistants, chief clerks and other employes. Their offices unless otherwise specified are open from 9 a. m. to 5 p. m.

## MAYOR'S OFFICE.

Room 204 City Hall. Hours 10:30 a. m. to 4:30 p. m.

Mayor—Edward F. Dunne, D.  
Private Secretary—Guy Cramer, R.  
Duties—The mayor presides over meetings of the city council, approves or vetoes the acts of that body, appoints all nonelective city officials, sees that all the laws and

ordinances are faithfully executed, issues and revokes licenses and exercises a general supervision over all the various subordinate departments of the city government.

## BOARD OF ALDERMEN (1906-1907).

Total membership, 70. Republicans, 34; democrats, 36.

- |                             |                            |                              |
|-----------------------------|----------------------------|------------------------------|
| 1. Michael Kenna, D.        | 14. James R. Considine, D. | 26. Wm. F. Lipps, R.         |
| John J. Coughlin, D.        | Daniel V. Harkin, D.       | Peter Reinberg, D.           |
| 2. Geo. F. Harding, Jr., R. | Wm. T. Maypole, D.         | 27. Henry J. Siewert, R.     |
| Thomas J. Dixon, R.         | 15. J. L. Smith, R.        | Hans Blase, D.               |
| 3. Milton J. Foreman, R.    | Albert W. Belfuss, R.      | 28. Adolph Larson, R.        |
| William J. Pringle, R.      | 16. John M. Nowicki, D.    | Daniel Herlihy, D.           |
| 4. James M. Dailey, D.      | John Schermann, R.         | 29. P. A. Wendling, R.       |
| John A. Richert, D.         | 17. Lewis D. Sitts, R.     | John Golombiewski, R.        |
| 5. Charles Martin, D.       | Wm. E. Dever, D.           | 30. John Burns, R.           |
| James J. McCormick, D.      | 18. John J. Brennan, D.    | John J. Bradley, D.          |
| 6. Linn H. Young, R.        | Michael C. Conlon, D.      | 31. Patrick J. O'Connell, D. |
| Arthur B. McCoid, R.        | 19. John Powers, D.        | W. J. Roberts, R.            |
| 7. F. L. Bennett, R.        | James B. Bowler, Ind.D.    | 32. Albert J. Fisher, R.     |
| Bernard W. Snow, R.         | 20. J. P. Stewart, R.      | Joseph Badenoch, R.          |
| 8. P. H. Moynihan, R.       | Nicholas R. Finn, D.       | 33. William C. Hunt, R.      |
| John S. Derpa, D.           | 21. Otto Reese, R.         | Ernest Bihl, R.              |
| 9. *A. J. Harris, R.        | Chas. M. Foell, R.         | 34. Jos. F. Kohout, D.       |
| Henry L. Fick, D.           | 22. John H. Sullivan, D.   | Patrick J. Nolan, D.         |
| 10. Thomas F. Scully, D.    | Michael D. Dougherty, D.   | 35. Frank L. Race, R.        |
| Rudolph Hurt, D.            | 23. Charles Werno, D.      | †Thomas M. Hunter, R.        |
| 11. Edward F. Cullerton, D. | Math J. Jacobs, D.         | Chief Clerk—Edward J. Pad    |
| P. L. Hoffman, D.           | 24. Albert Habne, R.       | den.                         |
| 12. Michael Zimmer, D.      | August Krumholz, D.        | Sergeant-at-Arms—Wm. H.      |
| Joseph Z. Uhlir, R.         | 25. Winfield P. Dunn, R.   | Brown.                       |
| 13. Melvin P. Riley, D.     | A. D. Williston, R.        |                              |

\*Elected clerk of Criminal court. †Resigned. Elected chief bailiff of Municipal court.

## COUNCIL COMMITTEES, 1906-1907.

- Finance—Benaett, Maypole, Williston, Finn, Foreman, Zimmer, Belfuss, Sullivan, Burns, Reinberg, Badenoch, O'Connell, Kohout.
- Local Transportation—Werno, Bennett, Dever, Foreman, Hunter, Finn, Zimmer, Young, Maypole, Dunn, Bradley, Considine, Dougherty.
- Judiciary—Dever, Dixon, Bradley, Snow, Richert, Larson, Harkin, Stewart, Kohout, Bihl, Reinberg, Uhlir, Foell.
- License—Dunn, Scully, Pringle, Hoffman, Roberts, Harkin, Reese, Dailey, Siewert, O'Connell, Race, Jacobs, McCoid.
- Schools—Zimmer, Dunn, Scully, Rice, Riley, Pringle, Sullivan, Lipps, McCormick, Sitts, Bowler, Wendling, Dailey.
- Gas, Oil and Electric Light—Young, Harkin, Sitts, Dailey, Moynihan, Reinberg, Badenoch, Dougherty, Williston, Scully, Stewart, O'Connell, Harris.
- Streets and Alleys, South Division—Bihl, Kenna, Harding, Pringle, Dailey, Martin, McCoid, Snow, Moynihan, Wendling, Burns, Roberts, Fisher.
- Streets and Alleys, West Division—Hunter, Harris, Scully, Cullerton, Uhlir, Riley, Harkin, Smith, Nowicki, Sitts, Brennan, Powers, Stewart, Siewert, Larson, Kohout.
- Streets and Alleys, North Division—Sullivan, Reese, Werno, Habne, Dunn, Lipps.
- Building Department—Riley, Burns, Hurt, Dixon, Conlon, Hunt, McCormick, Roberts, Richert, Reese, Dougherty, Habne, Smith.
- State Legislation—Pringle, Werno, Dixon, Powers, Foreman, Cullerton, Hunter, Kohout, Belfuss, Finn, Siewert, Considine, Young.
- Harbors, Wharves and Bridges—Richert, Race, Kenna, Habne, Hoffman, Lipps, Fick, Bihl, Nowicki, Foell, Nolan, Golombiewski, Blase.
- Special Assessment and General Taxation—Harkin, Snow, Hurt, Williston, Nolan, Hunt, Krumholz, Sitts, Bowler, Foell, Jacobs, Golombiewski, Schermann.
- Health Department—Hoffman, Roberts, Bradley, Hunt, Conlon, Siewert, Fick, Golombiewski, Nowicki, Schermann, Nolan, Bowler, Krumholz.
- Fire Department—Hunt, Finn, Snow, Maypole, Larson, Coughlin, Williston, Dever, Habne, Hoffman, Hunter, Blase, Fisher.
- Police Department and Bridewell—Bradley, Smith, Dever, Reese, Cullerton, Moynihan, Fick, Hunt, Martin, Uhlir, Considine, Foell, Herlihy.
- Water Department—Reese, Coughlin, Sitts, Cullerton, Bihl, Sullivan, Smith, Hurt, Wendling, Brennan, Nolan, Blase, Bowler.
- Civil Service—Hurt, Harris, Dougherty, Belfuss, Fick, Harding, Kenna, O'Connell, Martin, Uhlir, Nowicki, Race, Fisher.
- Elections—Dixon, Coughlin, Young, McCor-

mick, Harding, Richert, Badenoch, Derpa, Lipps, Krumholz, Schermann, Jacobs, Herlihy.

Rules—Cullerton, Pringle, Werno, Bennett, Ritley, Dixon, Conlon, Moyrihan, Considine, Hahne, Derpa, McCold, Herlihy.  
Street Nomenclature—Wendling, Brennan, Burns, Nowicki, Harding, Coughlin, Beifuss, Blah, Lipps, Harris, McCold, Schermann.

City Hall and Public Buildings—McCormick, Harding, Kenna, Young, Martin, Stewart, Brennan, Badenoch, Derpa, Harris, Bowler, Fisher, Herlihy.

Printing—Larson, Conlon, Bennett, Richert, Dixon, Kenna, Wendling, Reinberg, Harding, Derpa, Golomblewski, Jacobs, Krumholz.

#### SELECT COMMITTEES, 1906-1907.

Track Elevation—Kohout, Beifuss, Richert, Moyrihan, Dixon, Harris, Zimmer, Jacobs, Blase.

Compensation—Snow, Dougherty, Flinn, Reinberg, Uhlir, Harding.

Special Park Commission—Ald. Beifuss, Nolan, Dever, Krumholz, Slits, Bowler, Harris, Badenoch and Herlihy, and Dwight H. Perkins, John H. Jones, Frederick Greeley, Graham Taylor, Jens Jensen and Joseph P. Tracy.

Meetings—Regular meetings of the council are held every Monday evening at 7:30 o'clock.

Duties—In a general way the duties of the board of aldermen are to enact ordinances for the government of the city, levy and collect taxes, make appropriations, regulate licenses, etc. The matters coming under the jurisdiction of the council are indicated by the names of committees given above.

#### CITY CLERK'S OFFICE.

101 and 103 City Hall.

City Clerk—Adrian C. Anson, D.

Chief Clerk to City Clerk—E. J. Padden, D.  
Duties—The city clerk keeps the corporate seal and all papers belonging to the city.

He attends the meetings of the council and keeps a record of the proceedings. All city licenses are issued through his office.

#### CITY TREASURER'S OFFICE.

106 City Hall.

Hours—10 a. m. to 3 p. m.

City Treasurer—Frederick W. Blocki, D.

Assistant—Harry Hildreth, Jr.

Duties—The treasurer receives all moneys belonging to the corporation, deposits the funds in bank, keeps separate accounts of each fund or appropriation, pays warrants, receives fines and renders monthly accounts of the condition of the treasury to the council.

#### CITY COMPTROLLER'S OFFICE.

304 City Hall.

Comptroller—Lawrence E. McGann, D.

Deputy Comptroller—Louis E. Gosselin, D.

Chief Clerk—C. J. O'Connor.

Duties—The comptroller is at the head of the department of finance, of which the treasurer and collector are also members. He is charged with a general supervision over all the officers of the city who take in or pay out city money. He is the fiscal agent of the city and as such has charge of deeds, mortgages, contracts, etc. He audits and settles claims, keeps a record of persons committed to the house of correction, with fines, etc.; keeps books relating to appropriations, makes the an-

nal estimates, signs warrants upon the city treasury, etc.

#### PAYMASTER'S BUREAU.

312 City Hall.

First Assistant, and Acting Paymaster—John L. Healy.

Duties—The city paymaster has immediate charge of paying the salaries of city employes, including school teachers and library employes.

#### CITY COLLECTOR'S OFFICE.

102 City Hall.

City Collector—John E. Traeger, D.

Deputy City Collector—J. F. McCarthy.

Duties—The city collector executes all special assessments and other warrants, receives money for licenses, pays over to the city treasurer all moneys collected by him, takes receipts therefor and files them with the comptroller.

#### CORPORATION COUNSEL'S OFFICE.

303 City Hall.

Corporation Counsel—J. Hamilton Lewis, D.

Assistants—Thomas J. Tuley, Frank C. Soubrada, E. F. Wade, Michael F. Sullivan, Leon Hornstein, T. J. Sutherland, William D. Barge, Maclay Hoyne, Lee D. Mathias, Daniel P. Murphy, Harry T. Baker, W. W. DeArmond, Frank L. Childs, Joseph J. Thompson.

Special Assessment Attorneys—J. D. O'Connor, Frank Johnston, Jr., Geo. M. Haynes, Charles H. Mitchell, M. M. Cagney.

Duties—The corporation counsel superintends and, with the assistance of the prosecuting and city attorneys, conducts all the law business of the city; draws the leases, deeds and other papers connected with the finance department and all contracts for any of the other departments of the corporation; drafts such ordinances as may be required of him by the city council or its committees and furnishes written legal opinions upon subjects submitted to him by the mayor or the city council or any department of the city government.

#### CITY ATTORNEY'S OFFICE.

Room 822 First National Bank building.

City Attorney—Frank D. Ayers.

First Assistant City Attorney—Alfred T. Johnson.

Assistants—Robert S. Cook, Alfred O. Erickson, E. S. Day, D. H. Wansley, Charles Swanson, Ed. C. Fetch, Henry J. Frereks, Richard J. Flinn, Harry T. Aspern, Harry W. Standidge.

Chief Law Clerk—Arthur S. Friedman,

Chief Investigator—B. W. Sherman.

Duties—The city attorney keeps a register of all actions in courts of record, prosecuted or defended, in which the city may be a party, and defends all damage suits against the city. His chief duty is the defense or settlement of personal-injury cases against the corporation. He may be called upon to draft ordinances for the city council or for heads of departments. He is the attorney for the fire pension board.

#### PROSECUTING ATTORNEY'S OFFICE.

Room 513 Ashland Block.

Prosecuting Attorney—Howard S. Taylor, D.

Chief Assistant—James Donohue.

Law Clerk—William J. Anderson.

Assistants—S. A. T. Watkins, George Brinkman, LeRoy Hackett, J. J. McMannan, Bernard G. Matz, Nicholas V. Fischer, Ed. A. Prindlyille, John F. Power, Robert E.

O'Brien, David F. Alexander, Frank Danisch, George S. Foster, Michael Koch, Vincent H. Perkins.

#### HEALTH DEPARTMENT.

2 and 4 City Hall.

Commissioner of Health—Dr. Charles J. Whalen, D.

Assistant Commissioner of Health—Dr. F. W. Kellly.

Secretary—E. R. Pritchard.

Chief Medical Inspector—Dr. Heman Spalding.

Chief Sanitary Inspector—Perry L. Hedrick. Registrar of Vital Statistics—M. O. Heckard, M. D.

Recorder of Deaths—James J. Dillon.

City Physician—James F. Todd, M. D.

Duties—The commissioner of health and his assistants enforce state laws and city ordinances relating to sanitation and cause all nuisances to be promptly abated. They keep records of births and deaths and other vital statistics, investigate all cases of contagious diseases and take all necessary steps to prevent their spread, such as providing for vaccination, disinfection, etc. The city physician attends to all cases in the police stations requiring medical attention.

#### CITY LABORATORY.

Galbraith building, Franklin and Madison streets.

Director—Dr. C. W. Behm.

City Chemist—Hugo Jone.

#### BUREAU OF SANITARY INSPECTION.

411 City Hall.

Chief Sanitary Inspector—Perry L. Hedrick.

#### DEPARTMENT OF PUBLIC WORKS.

222 City Hall.

Commissioner—William L. O'Connell, D.

Deputy Commissioner—John C. Werdell.

Private Secretary to Commissioner—T. J. Sullivan.

Duties—The commissioner of public works is the head of the department of public works, which embraces in addition the city engineer and the superintendents of streets, street cleaning, water, sewerage and maps. He has charge of all the streets, sidewalks, bridges, docks, public lands and buildings, etc.; collects water rents and taxes, water licenses and permits and sewerage permits and licenses, and makes contracts for public improvements not done by special assessment.

#### CITY ENGINEER'S OFFICE.

321 City Hall.

City Engineer—John Erickson, C. E.

Chief Clerk—W. J. Roach.

Duties—The city engineer has charge of the construction of bridges, viaducts and water-works and performs all such services for the commissioner of public works as require the skill and experience of a civil engineer.

#### BUREAU OF BRIDGES AND HARBOR.

Engineer—Thomas G. Pihlfeldt.

Assistant Engineer—John A. Lennartson.

#### BUREAU OF WATER.

116 City Hall.

Superintendent—H. O. Nourse, D.

Chief Clerk—F. J. Dvorak.

Cashier—Otto A. Dreler.

Chief Accountant—John A. Kleine.

Assessor—John J. Harkins.

Chief Clerk Meter Division—John R. Lambin.

Inspector—J. J. Ward.

Superintendent Shut-Off Division—Theodore Philipp.

Duties—The superintendent of water has special charge of the collection of water assessments and rates.

#### WATER-PIPE EXTENSION.

317 City Hall.

Superintendent—W. A. Levering.

Assistant Superintendent—John P. Allen.

Chief Clerk—C. H. Goll.

Duties—The superintendent has special charge of the extension of the city's water mains, repairs and maintenance.

#### BUREAU OF STREETS.

225 City Hall.

Superintendent—Michael J. Doherty, D.

Asst. Superintendent—Patrick McCarthy.

Assistant Superintendent Street and Alley Cleaning—Richard J. Fox.

Duties—The superintendent has charge of the improvement and repair of the streets and sidewalks and of street and alley cleaning and the removal of garbage and ashes and obstructions of any kind outside the building line.

#### BUREAU OF SEWERS.

217 City Hall.

Superintendent—William E. Quinn, D.

Chief Clerk—Ed. Cullerton, Jr.

Duties—The superintendent has special charge of the construction and repair of all sewers and catch-basins.

#### BUREAU OF MAPS.

113 City Hall.

Superintendent—John D. Riley, D.

Chief Draftsman—Vacancy.

Duties—Has special charge of city maps and plats and all matters pertaining to street numbering.

#### BUREAU OF COMPENSATION.

227 City Hall.

Chief Clerk—Henry V. McGurren.

#### BUREAU OF INFORMATION AND COMPLAINTS.

11 City Hall.

Chief Clerk—James O. Leddy.

#### BOARD OF LOCAL IMPROVEMENTS.

208 City Hall.

Members—George A. Schilling, president; Cyril R. Jandus, vice-president; John A. May, secretary; John F. Flerty, N. S. Budzban.

Superintendent of Special Assessments—John A. May.

Chief Clerk Special Assessments—T. Sullivan.

Duties—The board of local improvements is a body designed primarily to reform the method of making special assessments. As the name implies, it has charge of all kinds of local improvements, such as street paving, sewer extensions, sidewalks, etc. The board fixes the special assessments, hears complaints and considers objections to proposed improvements.

#### TRACK ELEVATION DEPARTMENT.

200 City Hall.

Track Elevation Expert—John O'Neill, R.

Duties—Frames ordinances for the elevation of steam surface roads in Chicago.

#### BUILDING DEPARTMENT.

411 City Hall.

Commissioner—Peter Bartzan, D.

Deputy Commissioner—Andrew Hughes.

Secretary—James Slattery.

**Duties**—The building commissioner sees that new buildings are put up in accordance with the city ordinances, that fire escapes are provided wherever needed, that unsafe structures are demolished or repaired, that safe exits are provided in halls, theaters, etc.

**DEPARTMENT OF ELECTRICITY.**  
12, 14 and 16 City Hall.

**City Electrician**—William Carroll, D.  
**Chief Operator**—Frank W. Swenle.  
**Superintendent of Construction**—Harry Leser.  
**Chief Clerk**—John B. Porter.  
**Chief Electric Light Inspector**—George D. Bayle.

**Chief Gas Inspector**—E. F. Diedrich, D.  
**Chief Operating Engineer**—Frank B. Flynn.  
**Duties**—The city electrician has charge of the construction, repair and maintenance of the city's electric and gas lights, power plants and the police and fire alarm telegraphs.

**BOARD OF EXAMINING ENGINEERS.**  
500 City Hall.

**Members**—Hugh J. Gleason, president; P. J. Maloney, vice-president; L. J. Griffin, secretary; Ulrick J. Walsh, chief clerk; C. F. Swingle, David Herlihy and J. F. O'Connor, inspectors.

**Duties**—The members of the board, who are practical engineers familiar with the construction and operation of steam boilers and engines, examine all applicants for licenses for engineers and boiler or water tenders, grant licenses and suspend or revoke the same.

**DEPARTMENT OF SUPPLIES.**  
316 City Hall.

**Business Agent**—E. H. Roche, D.  
**Duties**—The business agent buys all supplies for city departments which involve an expenditure of less than \$500. He has nothing to do with supplies used by contractors employed by the city.

**BUREAU OF STATISTICS.**  
409 City Hall.

**City Statistician**—Hugo S. Grosser.  
**Assistant Statistician**—Fred Rex.  
**Duties**—Has charge of the municipal library and collects and publishes statistics relating to the municipality. "The City of Chicago Statistics" is issued quarterly.

**HOUSE OF CORRECTION.**

California avenue, near 26th street.  
**Superintendent**—Andrew M. Lynch, D.  
**Deputy Superintendent**—P. J. O'Connell.  
**House of Correction Inspectors**—George Mason, John J. Sloan, S. Rogers Touby.  
**Duties**—The superintendent has charge of the house of correction under the supervision and direction of the board of inspectors, enforces order and discipline, receives prisoners and discharges them on order or on expiration of sentence.

**POLICE DEPARTMENT.**

Headquarters, City Hall.  
**General Superintendent**—John M. Collins, room 208.  
**Assistant Superintendent**—H. F. Schuettler, room 21.  
**Secretary Police Department**—Simon Mayer, room 10.  
**Private Secretary to Chief of Police**—James M. Markham, room 127.  
**Chief Clerk**—Phil McKenna, room 10.  
**Drill Master**—John Bauder, room 208.  
**Custodian**—DeWitt C. Cregler, room 11.

**Inspectors**—John J. Wheeler, 1st division, Harrison and LaSalle streets; Peter M. Kelly, 2d division, 53d street and Lakewood avenue; John L. Revere, 3d division, Des Plaines street and Waldo place; George M. Shippy, 4th division, 233 West Chicago avenue; —, 5th division, 240 East Chicago avenue.

**Captains**—Patrick J. Gibbons, Patrick J. Harding, Edward McCann, John M. Haines, John J. Maloney, John McWeeny, Stephen K. Healy, Francis P. Barcal, Thomas C. Kane, John Rehm, James O. D. Storen, William P. Clancy, Anson Backus, James Madden, P. D. O'Brien.

**Duties**—The police department is charged with preserving order, peace and quiet and enforcing the laws and ordinances throughout the city. Police officers have the power to make arrests and to serve warrants. They are required to assist firemen in saving property, in giving alarms of fire and in keeping the streets in the vicinity of burning buildings clear. They are also required to take notice of all obstructions and defects in the streets, nuisances, etc.

**FIRE DEPARTMENT.**

Headquarters, 18 to 22 City Hall.

**Fire Marshal**—James Horan.  
**First Assistant Fire Marshal**—Charles R. Seyferlich.  
**Second Assistant Fire Marshal**—William J. Burroughs.  
**Third Assistant Fire Marshal**—Thomas O'Connor (acting).

**Fire Inspector**—Frank Hogan.  
**Secretary**—William C. Gamble, city hall; hours, 9 a. m. to 5 p. m.  
**Chief Clerk**—Joseph O'Donohue.

**Battalion Chiefs**—1st, E. J. Buckley; 2d, Frank Conway; 3d, Nicholas Weiland; 4th, John Cook; 5th, Ever Anderson; 6th, J. Powers; 7th, Eugene Sweeney; 8th, James Heaney; 9th, Thomas O'Connor; 10th, David J. Mahoney; 11th, Patrick J. Donahue; 12th, Joseph L. Kenyon; 13th, Frederick J. Gabriel; 14th, Michael R. Driscoll; 15th, John Lynch; 16th, John Hannan; 17th, John Fitzgerald.

**Superintendent Insurance Patrol**—E. T. Shepherd, 176 Monroe street.

**Duties**—The fire marshal has sole and absolute control over all persons connected with the fire department and has the custody of the equipment and other property of the department. The fire inspector investigates the causes of fires and keeps a record of the same. The secretary keeps all books and papers of the department and delivers to the city council and other departments the written communications of the fire marshal.

**CIVIL-SERVICE COMMISSIONERS.**

400 City Hall.

**Commissioners**—Frank Wenter, D., president; Joseph Powell, R.; William Prentiss, D.

**Secretary and Chief Examiner**—William E. Rafferty.

**Attorney**—B. J. Mahoney.  
**Duties**—The commissioners classify offices and places in the city service, examine applicants for employment in such offices and places, certify to the heads of departments as required the names of those standing highest on the list of eligibles, investigate charges against employes in

the classified service and remove employes for cause. Two weeks' notice by advertisement of the time and place of holding examinations is given.

## ELECTION COMMISSIONERS.

City Hall, Fourth Floor, South End.

Commissioners—John C. Cannon, Thomas F. Judge, Abel A. Bach.

Chief Clerk—Isaac N. Powell.

Attorney—William W. Wheelock.

Duties—The commissioners fix the election precincts, provide ballot boxes, tally sheets, pollbooks and all other blanks and stationery necessary in an election, select judges and clerks of elections, canvass the returns of votes and, in brief, have charge of everything pertaining to the registration of voters and the holding of all regular, special and primary elections.

## DEPARTMENT OF BOILER AND SMOKE INSPECTION.

501-503 City Hall.

Chief Boiler Inspector—William Lumpp, D. Chief Smoke Inspector—John C. Schubert, D. Secretary—R. B. Wilcox.

## DEPARTMENT OF WEIGHTS AND MEASURES.

312 City Hall.

Inspector of Weights and Measures—Joseph Grein, D.

Chief Deputy—William F. Cluett.

## SPECIAL PARK COMMISSION.

222 City Hall.

Chairman—Ald. Albert W. Belfuss.  
Secretary—Arthur O'Neill.

## FOOD INSPECTION.

215 Madison street.

Chief Inspector—Patrick J. Murray.

## OIL INSPECTOR'S OFFICE.

Room 505, 67 Wabash avenue.

Oil Inspector—John A. Ploner, D.

## MUNICIPAL LODGING HOUSE.

10 North Union street.

Superintendent—James Mullenbach.

## CITY ART COMMISSION.

Members—Ralph Clarkson, artist, 1014, 203 Michigan avenue; Lorado Taft, sculptor, 1038, 203 Michigan avenue; Dwight H. Perkins, architect, 1200, 17 Van Buren street. Ex Officio—Mayor, president of Art Institute and presidents of Lincoln, west and south park boards of commissioners.

Duties—The "art commission of the city of Chicago" was established by an ordinance of the city council passed Feb. 11, 1901, in accordance with an act of the state legislature in force July 1, 1899, providing for art commissions in cities and defining their powers. Section 6 of the act declares that no work of art shall become the property of a city by purchase, gift or otherwise unless such work or a design of the same together with a statement of the proposed location of such work shall have been approved by the art commission.

## LICENSE RATES IN CHICAGO.

Per year unless otherwise specified.

<i>Rate.</i>		<i>Rate.</i>		<i>Rate.</i>	
Amusements—		Dogs .....	\$2.00	Peddlers—Basket .....	\$10.00
Entertainment's, week.....	\$20.00	Drug stores.....	2.00	Pack .....	15.00
Circus, per day.....	300.00	Gunpowder .....	25.00	Wagon (each wagon).....	50.00
Circus in bldg., day.....	100.00	Hacks, public.....	5.00	Oil .....	10.00
Exhibitions, per day.....	75.00	Hacks, livery.....	2.50	Wood .....	10.00
Museums .....	100.00	Hospitals .....	10.00	Rendering establish'm'ts.....	100.00
Theaters, 1st class.....	300.00	Elevated R.R. cars, ea.....	50.00	Roofers .....	10.00
Theaters, 2d class.....	200.00	Ice wagons.....	10.00	Runners .....	12.00
Theaters, 3d class.....	100.00	Junk dealers.....	50.00	Saloons .....	1,000.00
Auctioneers .....	300.00	Wagons .....	10.00	Scales, public.....	10.00
Automobiles .....	3.00	Liquors, malt, wholesale.....	50.00	Scavengers .....	5.00
Bakers .....	5.00	Liquors, spirituous.....	100.00	Second-hand dealers.....	50.00
Billiard and pool tables.....	10.00	Liquors, vinous.....	50.00	Shooting galleries.....	10.00
Bowling alleys.....	10.00	Lumber yards.....	100.00	Smoked meats.....	5.00
Brewers and distillers.....	500.00	Marriages, county.....	.50	Soap factories.....	100.00
Brokers .....	25.00	Merry-go-rounds, per mo.....	50.00	Street cars, each.....	50.00
Billposters.....	\$25 to 100.00	Milk dealers.....	10.00	Tannerles .....	50.00
Boats.....	\$2 to 27.00	Milk peddlers.....	10.00	Undertakers .....	10.00
Butchers .....	15.00	Nurseries .....	10.00	Wagons—Junk .....	10.00
Cigarette dealers.....	100.00	Om nibuses .....	5.00	One-horse .....	2.50
Delicatessen stores.....	5.00	Pawnbrokers .....	300.00	Two-horse .....	5.00
Detective agencies(new).....	100.00			Workshops .....	1.00

## STREETS, ALLEYS AND PAVEMENTS.

The combined length of the streets and alleys of Chicago is 4,201.25 miles. The street mileage is 2,816.57 and the alley mileage 1,384.68. Of the streets 1,455.57 miles are paved and of the alleys 123.56 miles. The total of each kind of pavement in use Jan. 1, 1906, was:

<i>Pavements.</i>	<i>Miles.</i>
Asphalt .....	268.83
Block asphalt .....	2.03
Brick .....	87.41

<i>Pavements.</i>	<i>Miles.</i>
Cedar .....	580.38
Concrete .....	.24
Crescoted block .....	.80
Granite .....	47.17
Macadam .....	490.54
Medina stone .....	1.30
Slag .....	3.80
Novaculite .....	2.50
Rock asphalt.....	.57
Total .....	1,485.57

**SALARIES OF CITY OFFICIALS AND EMPLOYES (1906).**

Yearly unless otherwise specified.

**MAYOR'S OFFICE.**

Mayor .....	\$10,000
Private secretary.....	3,600
Stenographer .....	1,500
Messenger .....	1,500

**MUNICIPAL LIBRARY.**

City statistician.....	\$2,400
Assistant .....	1,080
Stenographer .....	900

**TRANSPORTATION DEPT.**

Attorney .....	\$10,900
Superintendent .....	3,000

**CITY COUNCIL.**

70 aldermen, each.....	\$1,500
Chairman of finance committee.....	3,500
Sec. finance com.....	3,000

**CITY CLERK.**

City clerk.....	\$5,000
Chief clerk.....	3,600
Reading clerk.....	2,500
Official stenographer..	1,500
Clerks, each, \$1,200 to	1,600

**LAW DEPARTMENT.**

**CORPORATION COUNSEL.**

Corporation counsel....	\$6,000
Fire dept. attorney....	2,750
Secretary .....	1,500
Clerks, each, \$900 to..	1,800
Stenographers, each,	
\$900 to.....	1,200

The corporation counsel has 14 assistants, whose salaries aggregate \$38,000.

**BOARD OF LOCAL IMPROVEMENTS.**

Attorney .....	\$5,000
2 attorneys, each.....	3,000
1 asst. attorney.....	2,000
Clerks, \$900 to.....	1,200

**PROSECUTING ATTORNEY.**

Prosecuting attorney..	\$3,600
Assistant attorney....	1,500

The prosecuting attorney has 14 other assistants whose salaries aggregate \$16,799.

**CITY ATTORNEY.**

City attorney.....	\$6,000
--------------------	---------

The city attorney has 13 assistant attorneys, 43 investigators, bookkeeper, docket clerk and 5 copyists, whose salaries aggregate \$76,630.

**FINANCE DEPARTMENT.**

**COMPTROLLER'S OFFICE.**

Comptroller .....	\$6,000
Chief clerk.....	3,000
General accountant....	2,400
Paying teller.....	1,800
Bookkeeper .....	1,500
Clerks, each, \$700 to..	1,350
Special Assessment Division.	
Bookkeeper in charge.	\$1,800
11 clerks, each, \$900 to	1,199

**Audit Bureau.**

Auditor .....	\$3,600
Assistant accountant..	1,800
Real-estate agent.....	1,800
10 clerks, each, \$900 to	1,500

**Paymaster's Bureau.**

First asst. paymaster.	\$2,400
3 asst. paymasters, ea.	1,500
Clerks, each, \$900 to..	1,000

**CITY TREASURER.**

The city treasurer is allowed 25 per cent of the revenue received as interest on city deposits. Out of this he pays his own salary, that of his assistants and all other office expenses.

**CITY COLLECTOR.**

Collector .....	\$6,000
Deputy collector.....	3,000
Cashier .....	2,400
Chief clerk.....	1,800
22 clerks, each, \$900 to	1,400
Asst. collectors, each,	
\$1,000 to.....	1,200

**CITY HALL.**

Chief janitor.....	\$1,600
Chief engineer.....	1,500
Asst. engineers, each..	1,095
9 elevator men, each..	1,000
Firemen, each.....	900
Coal passers, each....	900
Asst. janitors, each...	840
Janitresses, each.....	600

**ELECTION COMMISSIONERS.**

Chief clerk.....	\$4,000
3 commissioners, each.	2,500

**CIVIL SERVICE.**

3 commissioners, each.	\$3,000
Secretary .....	3,000
Chief investigator.....	2,500
Attorney .....	1,500
Examiners, ea., \$900 to	1,095

**DEPARTMENT OF SUPPLIES.**

Business agent.....	\$4,000
Invoice clerk .....	1,800
Stockkeeper .....	1,500
Stenographer .....	1,500
Stationer .....	1,300
Clerks, each, \$900 to..	1,200

**POLICE DEPARTMENT.**

General superintendent	\$6,000
Asst. superintendent..	4,000
Inspectors, each.....	2,800
Secretary for dept....	2,500
Attorney for dept.....	2,500
Secretary to supt.....	2,400
Supt. of horses.....	2,400
Captains, each.....	2,250
Supt. Identificat'n bur.	2,250
Detective lieuts., ea..	2,000
Lieutenants, each.....	1,800
Chief clerk dept.....	1,800
Chief operator.....	1,800
Custodian .....	1,800
Detective bur. clerk..	1,800
Records sergeant.....	1,700
Sergeants, each.....	1,500
Secretary's clerk.....	1,500
Drillmaster .....	1,500
Supt. construction...	1,500
Asst. chief operator...	1,400
Asst. horse supt.....	1,300
Printer .....	1,200
Feed inspector.....	1,200
Finger print operator..	1,200
Vehicle inspector.....	1,200

Patrolmen, each.....	\$1,100
Drivers, each.....	1,000
Chief matron.....	1,000
Operators, ea., \$900 to	1,000
Hostlers, each.....	780
Asst. matrons, each...	720

**MUNICIPAL COURTS.**

Chief justice.....	\$7,500
27 judges, each.....	6,000
Clerk of court.....	5,000
Court bailiff.....	5,000
Chief deputy clerk....	2,500
Chief deputy bailiff...	2,500
10 deputy clerks, each.	1,800
5 bailiffs, each.....	1,800
20 clerks, each.....	1,500
5 bailiffs, each.....	1,500
20 clerks, each.....	1,200
30 bailiffs, each.....	1,200
30 clerks, each.....	1,000
70 bailiffs, each.....	1,000

**HOUSE OF CORRECTION.**

Superintendent .....	\$3,000
Deputy superintendent	1,800
Assistant deputy supt.	1,200
Hospital steward.....	1,200
Chief clerk.....	1,200

**DOG POUND.**

Superintendent .....	\$1,440
Dog catchers, each....	720
Poundmasters, each...	720

**FIRE DEPARTMENT.**

Fire marshal.....	\$6,000
First assistant.....	4,500
Second assistant.....	4,000
Third assistant.....	3,500
Secretary .....	2,400
Battalion chiefs, each.	2,750
Superintendent horses.	2,400
Chief clerk .....	2,200
Storekeeper .....	1,800
Stenographer .....	1,500
Captains, each.....	1,650
Lieutenants, each.....	1,390
Engineers, each, \$1,150	
to .....	1,380
Stokers, each.....	1,150
Pipemen, truckmen & drivers, each, \$840 to	1,134
Pilots, each.....	1,300
Hostlers, each.....	900

**FIRE-ALARM TELEGRAPH.**

Supt. of construction..	\$2,500
Chief electrical repair shop .....	2,500
Asst. chief operator....	2,500
Operators, ea., \$1,320 to	1,700

**REPAIR SHOP.**

Supt. machinery.....	\$1,500
Chief machinist.....	1,368

**BUILDING DEPARTMENT.**

Building commissioner	\$5,000
Deputy commissioner..	3,600
Arch. engineer.....	2,400
Asst. deputy com'r....	1,800
Chief inspector.....	1,800
Secretary .....	1,800
Elevator inspector....	1,500
Examiner of plans.....	1,500
31 inspectors, each....	1,350
10 ele. inspectors, ea..	1,200
Clerks, each, \$900 to..	1,350

HEALTH DEPARTMENT.	DEPARTMENT OF INSPECTION.	BRIDGETENDERS.
COMMISSIONER'S OFFICE.		
Commissioner .....	Boiler inspector.....	Adams .....
Asst. commissioner....	Deputy boiler insp'r..	Archer .....
Secretary .....	Chief smoke inspector.	Ashland, south fork...
Assistant secretary....	24 inspectors, each,	Ashland, west fork....
Clerks, each.....	\$1,000 to.....	Belmont .....
	Clerks, each, \$900 to..	Blackhawk .....
DIVISION OF CONTAGIOUS DISEASES.		Canal .....
Chief med. inspector... \$2,500	CITY SEALER'S OFFICE.	Chicago .....
Hospital inspector....	City sealer.....	Chittenden .....
Chief of disinfectors...	Chief deputy sealer....	Clark .....
Asst. medical inspector	Attorney .....	Clybourn .....
Disinfectors, each.....	Deputy sealers, each,	Diversey .....
Medical inspectors, ea.	\$924 to.....	Division, east.....
Night clerk.....		Division, west.....
	BOARD OF EXAMINING ENGINEERS.	Eighteenth .....
BUREAU OF VITAL STATISTICS.	3 members, each.....	Erie .....
Registrar .....	Inspectors, each.....	Fuller .....
Assistant registrar....		Fullerton .....
Recorder of deaths....	DEPARTMENT OF PUBLIC WORKS.	Halsted, north (canal).
Clerks, each.....	COMMISSIONER'S OFFICE.	Halsted, north (river).
Asst. rec'der of deaths	Commissioner .....	Halsted, south.....
	Deputy commissioner..	Harrison .....
ISOLATION HOSPITAL.	Chief accountant.....	Indiana .....
Superintendent .....	Private secretary.....	Jackson .....
Engineer .....	Clerks, each, \$1,000 to..	Kinzie .....
Assistant engineer....		Lake .....
Firemen, each.....	BUREAU OF STREETS.	Laurel .....
Nurses, each.....	Superintendent .....	Loomis .....
Helpers, each.....	Street-cleaning supt..	Madison .....
	Asst. superintendent...	Main .....
AMBULANCE BARN.	Ward supts., each.....	Ninety-Second .....
Foreman .....	Moving inspector.....	Ninety-Fifth .....
Engineer fumig'g van.	Clerks, each, \$1,200 to..	North avenue.....
Drivers, each.....	Inspectors, each.....	One Hundred and Sixth
		Polk .....
PUBLIC BATHS.	BUREAU OF COMPENSATION.	Randolph .....
Superintendents, each.	Chief clerk.....	Riverdale .....
Assistants, each.....	Clerks, each.....	Rush .....
Woman helpers, each..		State .....
	BUREAU OF SEWERS.	Taylor .....
FOOD INSPECTION.	Office.	Twelfth .....
Chief fish inspector... \$2,000	Superintendent .....	Twenty-Second .....
Food inspectors, each..	Assistant engineer....	Thirty-Fifth .....
Milk inspectors, each..	Mechanical engineer...	Torrence .....
Dairy inspectors, each.	Rodman .....	Van Buren.....
Disinfectors of dairies..	Draftsman .....	Washington.....
Milk testers, each.....	Clerks, each, \$900 to..	Webster .....
		Weed .....
BUREAU OF SANITARY INSPECTION.	House-Drain Division.	Wells .....
Chief san'y inspector... \$2,500	Chief inspector.....	Western, north.....
Asst. chief inspector...	Location clerk.....	Western, south (river)
Plumb'g inspectors, ea.	Draftsman .....	
Rendering insp's, ea..	Permit clerk.....	BUREAU OF MAPS AND PLATS.
Division clerk.....	Sewage Pumping Stations.	Superintendent .....
10 male inspectors, ea.	Engineers, per month..	Description clerk.....
4 female insp's, each..	Asst. engineers, mo....	Draftsmen, ea., \$900 to
Clerks, each.....	Firemen, per month....	
BOARD OF PLUMBERS' EXAMINERS.	BUREAU OF ENGINEERING.	BOARD OF LOCAL IMPROVEMENTS.
2 examiners, each.....	GENERAL OFFICE.	5 board members, each
Secretary .....	Bookkeeper and clerk..	Chief assessment clerk
	Stenographer .....	Board engineer.....
LABORATORY.		Chief street engineer..
Superintendent .....	CITY ENGINEER.	Chief sewer clerk.....
Chief chemist.....	City engineer.....	Chief bookkeeper.....
Bacteriologists, each,	Chief clerk.....	Chief sidewalk insp'r.
\$1,000 to.....	Auditor .....	Engineers, ea., \$1,200 to
Chemists, ea., \$900 to..	Draftsman .....	Clerks, each, \$900 to..
Clerks, each, \$900 to..	Mechanical designer...	\$1,516 to.....
	Clerks, each.....	Cement tester.....
CITY PHYSICIAN.	CHICAGO HARBOR.	Brick tester .....
City physician.....	Harbor engineer.....	Paving inspr., each...
Assistant physician....	Harbor master.....	Asst. sidewalk insp'r.
	Vessel dispatcher.....	Sidewalk inspr., ea..
TRACK ELEVATION.	Asst. dispatchers, each	Rodmen, each.....
Track elevat'n expert..	Asst. engineer.....	Chauffeur .....
Secretary .....	Asst. harbor masters,	
	per mo.....	
	Harbor police, each...	

## DEPARTMENT OF ELECTRICITY.

City electrician.....	\$5,000
Chief gas inspector.....	3,000
Chief engineer.....	1,800
Clerks, each, \$900 to.....	1,800
Inspectors, each.....	1,200

## OIL INSPECTOR.

Chief oil inspector.....	\$3,000
Chief deputy.....	1,800
Deputies, each, \$900 to	960

## PUBLIC LIBRARY.

Librarian.....	\$5,250	
Secretary.....	3,500	
First asst. librarian.....	2,400	
Chief engineer.....	2,200	
Superintendents, each,	\$1,200 to.....	1,800
Attendants, each, \$240	to .....	900
Pages, each, \$400 to...	600	

## WATER DEPARTMENT.

## WATER-PIPE EXTENSION.

Superintendent.....	\$3,800
Asst. superintendent..	2,100
Engineer.....	2,088
Clerks, each, \$900 to...	1,620
Plumbing inspector....	1,500
Draftsmen, each.....	1,080

Timekeepers, each.....	\$1,100
Foremen, per month...	125.00

## CITY PIPE YARDS.

Superintendent.....	\$1,620
Foremen, per day.....	3.50
Watchmen, per month.	60.00

## WATER CRIBS.

Crib keepers, per mo..	\$90.00
Assistants, per month.	75.00
Diver, per year.....	2,400
Engineers, per day....	3.00

## PUMPING STATIONS (WATER).

Chief engineers.....	\$2,500	
Asst. engineers, each,	\$1,200 to.....	1,620
Boiler washers, per	month, \$75 to.....	90.00
Firemen, per mo. \$75 to	78.00	
Oilers, per month.....	75.00	
Coal passers, per mo..	70.00	

## TESTING DIVISION.

Chief tester.....	\$3,000
Asst. testers, each....	1,500

## FULLERTON AVENUE PUMPING STATION.

Chief engin'r, per mo.	\$125.00
Asst. engin'rs, per mo.	91.25
Oilers, per month.....	75.00
Firemen, per month...	75.00

BUREAU OF WATER.  
Collection Division.

Superintendent.....	\$4,000
Cashier.....	2,500
Chief clerk.....	2,400
Asst. cashier.....	2,000
Chief accountant.....	1,700
Clerks, each, \$780 to..	1,500

## ASSESSOR'S DIVISION.

Assessor.....	\$3,500
Asst. assessor.....	1,260
Other assessors, each.	1,080
Clerks, each, \$900 to..	1,500
Meter Mechanical Division.	
Foreman.....	\$1,500
Clerks, each.....	1,080
Meter setters, ea., day	3.50

## Inspection Division.

Chief inspector.....	\$1,800	
Chief ratetaker.....	1,200	
Inspectors, each.....	1,000	
Meter Rate Division.		
Chief clerk.....	\$2,000	
Asst. chief clerk.....	1,199	
Voucher clerk.....	1,199	
Other clerks, ea., \$900	to .....	1,080

## Shut-Off Division.

Superintendent.....	\$2,000
Collector.....	1,080
Shut-off men, each....	780

## WORK OF THE POLICE DEPARTMENT.

The total number of arrests by the police department of Chicago in 1905 was 68,622, of which 59,336 were of males and 9,286 of females. Of those arrested 3,756 were under 16 years of age, 11,101 between 16 and 20, 14,798 between 20 and 25, 12,236 between 25 and 30, 15,748 between 30 and 40, 7,564 between 40 and 50; 2,573 between 50 and 60 and 845 over 60. Of the charges brought against the prisoners 45,847 were for disorderly conduct, 5,234 for larceny, 2,536 for gambling, 2,431 for assault, 1,780 for burglary, 1,200 for robbery, manslaughter 11 and murder 177. Of those arrested 16,052 were without occupation, 391 were agents, 367 barbers, 633 barkeepers, 462 butchers, 693 carpenters, 3,384 clerks, 2,853 housekeepers, 15,888 laborers, 879 machinists, 630 merchants, 1,302 peddlers, 557 salesmen, 1,430 saloonkeepers, 669 tailors and 4,336 teamsters.

By nationalities those arrested in the years specified were divided as follows.

Nationality.	1905.	1904.	1903.	1902.
American.....	40,948	40,041	47,530	42,805
Colored.....	5,863	5,323	6,485	5,911
Austrian.....	664	590	734	471
Bohemian.....	962	885	992	840
Canadian.....	479	479	542	754
Chinese.....	841	317	104	99
Danish.....	264	253	271	315
English.....	538	541	654	615
French.....	303	229	236	290
German.....	4,277	4,487	5,295	5,069
Greek.....	1,108	1,135	1,201	836
Hollander.....	105	126	133	149

Nationality.	1905.	1904.	1903.	1902.
Italian.....	1,551	1,488	1,714	1,116
Irish.....	2,650	2,673	3,166	3,157
Norwegian.....	460	507	583	635
Polish.....	3,263	3,394	3,903	3,420
Russian.....	1,924	1,689	1,905	1,842
Swedish.....	1,218	1,200	1,278	1,052
Scotch.....	256	276	297	437
Swiss.....	54	69	72	129
Others.....	994	537	668	372

Total.....68,622 66,344 77,763 70,314

The disposition of the cases in the police courts was as follows: Held to grand jury, 3,398; held to juvenile court, 2,021; fined in police court, 22,362; discharged in police court, 50,436; released on peace bonds, 1,243; sent to benevolent institutions, 8; otherwise disposed of, 1,215. The total amount of the fines imposed was \$440,021. The amount of property recovered was \$382,159.61.

Among the miscellaneous duties performed by the police department in 1905 were the following:

Accidents reported.....	20,414
Fires attended.....	4,815
Nuisances reported.....	8,732
Building-law violations reported.....	83
Calls for patrol wagons.....	75,161
Miles traveled by patrol wagons.....	254,126
Miles traveled by ambulances.....	65,072

In the course of the year four officers were killed and 315 injured while on duty. In the first six months of 1906 the total number of arrests was 38,876, of which 33,439 were of males and 5,437 of females.

## TUNNELS UNDER THE CHICAGO RIVER.

Washington Street—Built, 1867-1869; length, 1,605 feet; cost, \$517,000.  
LaSalle Street—Built, 1869-1871; length, 1,890 feet; cost, \$566,000.

Van Buren Street—Built, 1891-1892; length, 1,514 feet; cost, \$1,000,000.  
All used for street-railway purposes. Lowering of the tunnels was begun in 1906.



**HOSPITALS.**

- Alexian Brothers—Racine and Belden avenues.  
 Augustana—480 Cleveland avenue.  
 Bennett—North Ada and Fulton streets.  
 Beulah—963 North Clark street.  
 Bohemian—646 South California avenue.  
 Chicago Baptist—Rhodes avenue and 34th.  
 Chicago Charity—2407 Dearborn street.  
 Chicago Eye and Ear—1405, 126 State street.  
 Chicago Homeopathic—354 South Wood.  
 Chicago Hospital—452 49th street.  
 Chicago Lyng-In—294 Ashland boulevard.  
 Chicago Maternity—1033 North Clark street.  
 Chicago Polyclinic—174 Chicago avenue.  
 Chicago Union—1492 Wellington street.  
 Columbia—4607 Champlain avenue.  
 Children's—Wood street, near Polk.  
 Columbus—145 Lake View avenue.  
 Cook County—West Harrison and Wood.  
 Detention—Wood and West Polk streets.  
 Emergency (city)—309 5th avenue, 334 West Monroe street, 533 Wells street, 339 Michigan avenue and 402 Washington boulevard.  
 Englewood—West 60th and South Green.  
 Englewood Emergency—5209 Halsted street.  
 Evangelical Deaconesses'—80 Wisconsin-st.  
 Frances E. Willard National Temperance—343 South Lincoln street.  
 German-American—1619 Diversey boulevard.  
 German Hospital—754 Larrabee street.  
 Grace—167 South Sangamon street.  
 Hahnemann—2814 Groveland avenue.  
 Illinois Charitable Eye and Ear Infirmary—227 West Adams street.  
 Isolation—West 35th street and Lawndale.  
 Jefferson Park—481 West Monroe street.  
 Lakeside—4147 Lake avenue.  
 Lake View—1728 Belmont avenue.  
 Lincoln Park—500 LaSalle avenue.  
 Marion Sims—438 LaSalle avenue.  
 Mary Thompson—West Adams and Paulina.  
 Maurie Porter Children's—606 Fullerton.  
 Memorial Institute for Infectious Diseases—762 West Harrison street.  
 Mercy—Calumet avenue and 26th street.  
 Michael Reese—Groveland avenue and 29th.  
 Monroe Street—1044 West Monroe street.  
 National Association—231 Ashland boulevard.  
 Norwegian Lutheran—Haddon avenue and Leavitt street.  
 Norwegian Lutheran Tabitha—North Francisco avenue and Thomas street.  
 Park Avenue—175 Park avenue.  
 Passavant Memorial—192 Superior street.  
 People's—2184 Archer avenue.  
 Post-Graduate—Dearborn and 24th streets.  
 Presbyterian—West Congress and Wood.  
 Provident—Dearborn and 36th streets.  
 Roosevelt—805 West Monroe street.  
 St. Ann's—North 49th avenue and Thomas.  
 St. Anthony de Padua—West 19th street and Marshall boulevard.  
 St. Anthony's Hospital and Orphanage—23 Frankfort street.  
 St. Bernard's Hotel Dieu—6337 Harvard-av.  
 St. Elizabeth's—North Claremont avenue and Lemoyne street.  
 St. Hedwig's—936 North Hoyne avenue.  
 St. Joseph's—360 Garfield avenue.  
 St. Luke's—1416 Indiana avenue.  
 St. Mary of Nazareth—545 N. Leavitt street.  
 South Chicago—730 92d place.  
 Streeter—2646 Calumet avenue.  
 Swedish Covenant—250 West Foster avenue.  
 United States Marine—Clarendon and Grace-land avenues and 9206 Commercial avenue.  
 Washington Park—6010 Vincennes avenue.  
 Wesley—2459 Dearborn street.  
 West Side—819 West Harrison street.  
 Woman's Hospital of Chicago—Rhodes avenue and 32d street.

**POLITICAL ASSOCIATIONS IN CHICAGO.**

- Chicago Civil-Service League, room 40, 107 Dearborn street—Secretary, James M. Grimm.  
 Chicago Political Equality League, 203 Michigan avenue—Corresponding secretary, Mrs. Lillian D. Duncanson.  
 Chicago Referendum Voters' League—Secretary, Maurice F. Doty, 69 Dearborn street.  
 Chicago Single Tax Club, 508 Schiller building—Corresponding secretary, G. F. Foyer.  
 Citizens' Association of Chicago (nonpartisan), room 33, 92 LaSalle street—President, Eugene E. Prussing; secretary, Shelby M. Singleton.  
 City Club, 228 Clark street—Secretary, Geo. E. Hooker.  
 Civic Federation (nonpartisan), room 520, 181 LaSalle street—President, Alexander H. Revell; secretary, William H. Brown.  
 Civil-Service Reform Association of Chicago—Secretary, James S. Handy.  
 County Democracy Club, 145 Randolph street—Secretary, Robert E. Burke.  
 Independence League, 186 Madison street—Secretary, P. J. Maloney.  
 Jefferson Club, 108 Randolph street—President, William Slack; secretary, Lee D. Mathias.  
 Legislative Voters' League of Cook County (nonpartisan), 92 LaSalle street—Secretary, W. O. Wilson.  
 Municipal Ownership League—President, T. P. Quinn; secretary, D. B. Bradley.  
 Municipal Voters' League (nonpartisan), 228 Clark street—Secretary, George C. Sikes.  
 Young Men's Voters' League, 1032, 143 Dearborn street—President, H. H. Dorr; secretary, L. H. Sawyer.  
 Locations and secretaries of semipolitical social clubs like the Hamilton (rep.), Iroquois (dem.), Marquette (rep.) and Mohican (rep.) will be found under "Chicago Clubs and Clubhouses."

**"CLOSED" HOURS ON BRIDGES.**

Following are the hours when the bridges of Chicago are closed to river traffic: Bridges on the main river, on the south branch as far south as 12th street, and on the north branch to Kinzie street, 6:30 to 8:30 a. m. and 5 to 7 p. m.; on the north branch from Kinzie to Halsted street, and on the south branch from 12th street to Halsted street, 6 to 7 a. m. and 5:30 to 6:30 p. m.; all other bridges from 6 to 7 a. m. and 6 to 7 p. m.

POPULATION OF CHICAGO.

Enumerations and estimates.

Federal census, 1900.....	1,698,575	School census, 1904.....	1,714,144
Government estimate, 1904.....	1,932,315	City directory estimate, 1906.....	2,300,500
Health department estimate, 1906.....	2,049,185		

POPULATION BY CENSUS YEARS.

1840.....	4,479	1860.....	109,206	1880.....	503,298	1900.....	1,698,575
1850.....	28,269	1870.....	298,977	1890.....	1,069,850		

POPULATION BY WARDS.

[School census, May 9-June 15, 1904.]

WARD	TOTAL ALL AGES.			PERSONS 21 AND OVER.			WARD	TOTAL ALL AGES.			PERSONS 21 AND OVER.		
	Males	Fe-males	Total.	Males	Fe-males	Total.		Males	Fe-males	Total.	Males	Fe-males	Total.
1.....	23,049	13,577	36,626	20,447	11,105	31,552	19.....	24,208	22,687	46,895	14,258	12,579	26,837
2.....	21,066	22,688	43,754	16,211	17,671	33,882	20.....	23,918	25,975	49,893	17,126	18,581	35,707
3.....	20,668	22,922	43,590	14,958	16,783	31,721	21.....	24,226	22,526	46,746	19,898	17,066	37,864
4.....	21,853	22,660	44,513	12,877	12,346	25,223	22.....	25,940	24,010	49,950	15,811	13,868	29,679
5.....	25,889	24,231	50,120	13,886	12,315	26,201	23.....	20,818	22,658	43,476	13,026	14,530	27,462
6.....	25,966	32,750	58,716	18,954	24,641	43,595	24.....	22,574	22,738	45,312	12,022	12,430	24,722
7.....	30,238	32,770	63,008	21,284	23,305	44,677	25.....	28,979	33,125	62,104	19,429	22,447	41,472
8.....	27,425	23,365	50,790	15,962	12,926	27,926	26.....	24,573	25,209	49,842	13,359	14,103	27,456
9.....	21,478	20,393	41,871	11,601	10,248	21,855	27.....	27,247	26,867	54,114	13,912	14,062	27,944
10.....	24,073	23,204	47,277	11,964	11,556	23,741	28.....	26,766	27,136	53,902	14,467	14,560	29,033
11.....	25,724	25,556	51,280	15,983	13,327	27,315	29.....	29,889	26,301	56,190	15,302	12,891	28,793
12.....	32,637	32,054	64,691	16,502	13,987	32,549	30.....	24,908	23,958	48,866	14,600	13,540	28,230
13.....	20,504	22,247	42,751	13,507	14,944	28,451	31.....	26,403	23,454	52,357	14,988	15,042	30,030
14.....	23,468	23,351	47,425	14,386	14,839	29,285	32.....	25,128	26,267	51,395	14,904	15,981	30,825
15.....	23,846	24,725	48,571	13,630	14,210	27,840	33.....	26,769	23,899	50,668	15,363	12,874	28,227
16.....	20,944	23,493	44,437	14,539	13,754	28,293	34.....	15,790	16,069	31,859	8,800	9,032	17,912
17.....	32,139	29,710	61,849	18,838	16,277	35,115	35.....	16,820	17,073	33,898	9,304	9,664	18,963
18.....	17,632	11,281	28,913	14,834	8,886	23,220	Total	863,549	850,595	1,714,144	525,854	507,668	1,033,522

POPULATION BY DIVISIONS.

[School census 1904.]

Year.	South.	West.	North.	Total.	Year.	South.	West.	North.	Total.
Dec., 1853.....	26,592	14,679	17,859	50,130	June, 1882.....	135,648	312,687	112,258	560,693
Aug., 1856.....	30,339	28,250	25,524	84,113	May, 1884.....	149,564	351,931	128,490	629,985
Oct., 1862.....	45,470	57,193	35,525	138,186	May, 1886.....	172,379	392,905	138,533	703,817
Oct., 1864.....	56,955	73,475	38,923	169,353	May, 1888.....	194,164	454,267	154,220	802,951
Oct., 1866.....	58,755	90,739	50,924	200,418	May, 1890.....	413,922	555,983	238,764	1,208,669
Oct., 1868.....	71,073	118,435	62,546	252,054	May, 1892.....	515,736	645,428	279,846	1,438,010
Aug., 1870.....	87,461	149,780	70,354	306,605	May, 1894.....	562,980	696,535	307,212	1,566,727
Oct., 1872.....	88,446	144,344	64,556	367,396	Apr., 1896.....	585,298	734,245	286,870	*1,607,413
Oct., 1874.....	96,774	220,874	77,763	395,408	May, 1898.....	680,527	844,244	326,817	1,851,588
Oct., 1876.....	104,768	222,545	80,348	407,661	May, 1900.....	725,691	938,883	343,121	2,007,695
Oct., 1878.....	111,116	237,606	88,009	436,731	July, 1904.....	652,093	764,621	297,430	1,714,144
June, 1880.....	122,032	269,971	99,513	491,516					

\* Exclusive of 16,222 unclassified.

NOTE—No census of adults was taken by the school board enumerators in 1906.

POPULATION OF FOREIGN BIRTH OR DESCENT IN CHICAGO.

[United States census 1900.]

NATIONALITY.	Foreign-born.	Of foreign parentage.*	Total.	NATIONALITY.	Foreign-born.	Of foreign parentage.*	Total.
Austrian.....	11,815	17,945	29,760	Irish.....	73,912	181,002	254,914
Bohemian.....	36,362	72,862	109,224	Italian.....	16,008	26,046	42,054
Canadian (English).....	29,472	18,832	48,304	Norwegian.....	22,011	37,887	59,898
Canadian (French).....	5,307	8,226	13,533	Polish.....	59,713	107,670	167,383
Danish.....	10,166	15,189	25,355	Russian.....	24,178	37,798	61,976
English.....	29,308	43,968	73,276	Scotch.....	10,847	18,182	28,529
French.....	2,989	4,504	7,493	Swedish.....	48,836	95,883	144,719
German.....	170,738	363,345	534,083	Swiss.....	3,251	4,671	7,922
Hungarian.....	4,946	6,712	11,658	Welsh.....	1,818	3,045	4,863

\* Includes only those whose parents are of the same nationality.

SCHOOL CENSUS OF MINORS.

Taken as of May 9, 1906.

WARD.	UNDER 21 AND 16 AND OVER.			UNDER 16 AND 14 AND OVER.						WORKING.													
	Public schools.		Not in school for 30 days.	Public schools.		Private schools.		Not in school for 30 days.	Store or office.		Factory.		Miscellaneous.										
	Males.	Females.		Males.	Females.	Males.	Females.		Males.	Females.	Males.	Females.	Males.	Females.									
1	2059	2062	4121	13	17	11	23	346	335	90	84	12	15	23	20	10	8	11	4	10	9		
2	4493	4639	9132	86	125	79	116	681	647	248	265	105	109	53	39	46	23	10	5	35	43		
3	5303	5871	11174	114	157	82	74	806	871	349	395	63	103	34	37	96	62	30	15	53	54		
4	10486	10591	21077	33	41	40	44	2061	1961	305	284	161	122	170	243	113	90	38	30	59	73		
5	12062	11791	23853	30	51	31	29	2538	2344	358	330	179	176	96	166	143	91	80	77	90	142		
6	6825	7290	14128	234	411	203	277	1041	1118	569	573	127	150	43	46	42	21	1	3	28	14		
7	9555	10235	20093	299	453	290	240	1449	1708	627	691	123	139	50	63	56	37	12	5	24	13		
8	13218	11983	24201	111	111	62	93	1924	1720	475	480	170	148	113	200	36	31	32	30	77	124		
9	9573	9401	18774	141	130	27	30	1564	1644	345	344	63	59	59	86	134	92	114	112	77	83		
10	12230	11773	24003	53	20	21	30	2591	2379	395	327	143	130	91	113	163	123	106	87	132	213		
11	12052	12042	24094	40	44	37	37	2470	2561	319	276	167	160	62	95	187	148	141	129	69	153		
12	17005	16362	33367	85	85	62	90	3818	2977	517	420	153	184	164	164	94	52	154	116	204	455		
13	7729	8054	15774	193	312	113	167	1405	1338	521	429	143	159	53	67	61	30	17	12	19	26		
14	8982	8839	17821	96	147	62	73	1717	1568	418	433	114	104	189	175	32	10	16	8	20	11		
15	10420	10659	21079	87	93	53	61	2191	2353	551	583	65	56	50	100	125	63	67	81	74	91		
16	14522	14866	29388	54	31	36	38	2874	2917	276	201	169	162	127	277	121	104	62	47	82	153		
17	14049	13487	27536	54	33	31	22	2837	2584	353	327	126	85	144	229	128	83	141	164	110	132		
18	2739	2814	5553	30	51	11	13	444	389	124	167	17	18	28	39	38	14	15	7	13	14		
19	10713	10996	21709	83	73	30	53	1950	1771	363	332	112	127	63	69	115	67	76	63	185	237		
20	5701	6863	13576	182	192	153	161	1238	1260	463	500	97	140	43	49	137	95	36	13	41	80		
21	4479	4520	8999	100	93	107	119	876	868	207	215	82	135	26	34	31	9	7	4	20	20		
22	9608	9896	19504	28	35	29	36	1727	1555	267	270	105	123	116	145	91	76	106	112	154	142		
23	7433	7662	15095	62	117	65	63	1523	1552	294	356	122	91	93	146	82	49	22	30	21	52		
24	9756	9845	19601	63	77	54	55	1982	1997	323	334	156	120	86	458	1	.....	.....	.....	.....	.....	.....	
25	11117	11772	22889	307	351	216	357	1749	2257	753	741	123	178	45	96	138	70	23	6	44	69		
26	11424	11219	22643	199	214	86	77	1879	1890	620	600	157	107	89	142	85	41	16	32	69	119		
27	12746	16558	33334	155	161	49	57	3072	2795	830	801	112	80	197	288	127	71	103	55	112	146		
28	12844	12969	25813	73	62	49	39	2661	2546	577	503	77	100	89	163	199	103	124	150	120	131		
29	14945	14795	29740	26	42	24	28	2659	2551	393	357	190	160	122	261	256	145	78	70	94	105		
30	10227	10696	20923	56	102	41	73	2058	1878	461	434	128	221	64	101	111	63	18	10	74	73		
31	13303	13196	26499	119	213	82	94	2401	2455	692	740	172	162	139	181	97	42	13	7	28	52		
32	10823	10630	21453	224	370	124	129	1815	1701	701	687	114	97	57	114	90	32	5	4	82	66		
33	12217	11656	23873	88	98	35	48	2088	1832	622	564	84	103	151	258	47	20	16	3	56	73		
34	8544	8610	17154	81	119	58	56	1454	1481	404	363	115	111	49	97	88	61	27	18	56	54		
35	9523	9049	18577	110	183	52	48	1681	1585	560	527	60	49	60	95	95	41	34	10	54	69		
Totals.		353362	353188	706550	3708	4799	2632	2950	65060	63268	15310	15030	4114	4183	3298	4857	3412	2057	2013	1899	2450	3292	5742

WARD.	UNDER 14 AND 7 AND OVER.				UNDER 7 AND 6 AND OVER.					UNDER 6 AND 4 AND OVER.					UNDER 4.					
	Public schools.		Private schools.		Not in school for 30 days.	Public schools.		Private schools.		Not in school for 30 days.	Public schools.		Private schools.		Not in school for 30 days.	UNDER 4.				
	Males.	Females.	Males.	Females.		Males.	Females.	Males.	Females.		Males.	Females.	Males.	Females.		Males.	Females.			
1	668	646	55	62	16	17	89	80	5	8	29	55	45	23	5	171	182	442	463	
2	1315	1341	307	329	15	21	141	140	24	33	46	55	81	82	23	314	337	887	906	
3	1597	1735	295	497	26	39	160	159	23	48	74	65	111	101	323	375	396	984	1024	
4	2488	2580	1186	1174	43	83	273	252	75	61	198	243	98	108	24	33	978	956	2138	2223
5	2557	2414	1673	1647	69	83	274	277	101	71	224	234	136	131	17	17	1013	1060	2454	2441
6	2038	1976	348	547	27	21	202	210	38	49	70	68	109	108	23	43	494	478	1261	1181
7	2656	2964	511	524	39	31	276	242	36	35	174	200	75	70	27	38	864	899	1970	1904
8	2681	2655	1386	1415	113	133	330	311	82	58	323	260	239	232	33	46	1084	1005	2367	2558
9	2779	2678	543	565	55	67	327	317	45	30	118	138	152	123	26	24	713	727	2091	2152
10	3140	3007	944	953	48	58	323	291	84	85	196	219	121	109	25	40	1105	1063	2562	2436
11	3273	2657	1643	1639	71	110	225	203	122	118	231	229	67	69	45	50	1145	1113	2738	2642
12	4279	4132	1524	1697	75	102	427	425	127	120	319	327	123	102	32	35	1623	1578	3659	3851
13	2116	2134	623	686	41	52	195	217	48	57	118	117	78	76	24	25	564	613	1387	1464
14	2553	2636	615	524	46	50	279	261	41	36	115	131	126	139	8	26	711	688	1824	1819
15	3061	3037	566	527	31	45	334	284	32	30	127	133	210	199	21	22	798	779	1927	2122

SCHOOL CENSUS OF MINORS—CONTINUED.

WARD.	UNDER 14 AND 7 AND OVER.				Not in school for 30 days.		UNDER 7 AND 6 AND OVER.				UNDER 6 AND 4 AND OVER.				UNDER 4.					
	Public schools.		Private schools.				Public schools.		Private schools.		Public schools.		Private schools.							
	Males.	Females.	Males.	Females.			Males.	Females.	Males.	Females.	Males.	Females.	Males.	Females.						
	Males.		Females.				Males.		Females.		Males.		Females.							
16	1790	1674	2820	2800	347	424	169	147	63	46	592	624	87	87	14	11	1400	1569	3177	3174
17	2722	2648	1558	1423	194	245	242	232	57	43	387	392	131	136	28	39	1340	1266	3466	3374
18	917	911	83	120	33	27	93	91	12	7	44	55	69	63	12	18	172	189	584	628
19	2901	2925	627	742	61	64	969	355	54	60	129	137	242	236	27	46	852	835	2491	2763
20	1840	1827	478	466	33	26	393	172	34	44	74	93	49	58	29	27	455	442	1129	1218
21	1046	1014	406	461	19	35	89	73	54	48	42	69	47	42	94	86	290	254	936	941
22	2403	2292	916	937	76	83	214	198	64	65	191	195	72	72	43	56	872	804	2134	2200
23	1885	1897	754	769	37	39	153	145	51	51	119	139	77	72	25	29	558	569	1470	1496
24	2227	2195	1329	1378	53	54	234	205	80	65	154	184	139	129	19	25	825	740	1781	1828
25	3453	3356	420	517	26	40	303	283	63	57	138	146	124	138	49	52	810	824	2333	2234
26	3494	3425	909	847	44	40	811	244	86	80	197	191	94	91	65	42	973	955	2051	2113
27	5550	5228	938	866	93	126	463	439	46	55	344	338	142	140	18	26	1627	1641	3298	3225
28	3602	3643	926	948	74	120	316	319	40	23	256	265	103	87	10	11	1193	1225	2355	2571
29	3217	3062	1981	2032	90	108	380	358	135	127	326	284	183	193	56	69	1371	1394	3364	3554
30	2747	2584	915	1091	46	52	320	279	69	81	129	124	124	155	13	12	861	850	1992	1992
31	3996	3805	835	882	51	53	373	332	83	82	244	230	116	117	22	20	1197	1195	2639	2534
32	3432	3345	496	505	43	45	338	341	34	32	123	144	175	195	17	32	824	792	2129	2041
33	3704	3478	574	601	50	54	368	331	55	58	176	184	135	150	15	10	1130	1141	2823	2650
34	2203	2259	868	880	23	23	232	197	90	71	116	122	38	46	26	41	855	770	1761	1836
35	3203	3071	271	294	31	26	306	279	16	17	153	140	117	79	1	8	888	830	1533	1688
Totals,	92832	90791	30325	31405	2137	2511	9331	8689	2079	1951	6296	6513	4045	3963	988	1135	30425	30189	73062	73591
	183623		161730		4748		18020		4030		12809		8013		2073		60614		146653	

ILLITERATE MINORS.

According to the school census of 1906 there were 52 persons between the ages of 12 and 21 who could read but not write and 140 who could neither read nor write; total, 192. Of these 16 were mutes and 7 blind.

CHICAGO WEATHER.

MONTH.	TEMPERATURE.					PRECIPITATION.					
	Highest. Degrees.	Date.	Lowest. Degrees.	Date.	Mean for month. Degrees.	Mean for 34 years. Degrees.	Inches per month.	Average for 34 years.	Clear days.	Fair days.	Cloudy days.
1905—November.....	69	28	14	30	40.6	38.9	2.05	2.51	10	9	11
December.....	52	8	7	24	31.8	29.1	0.68	2.05	13	5	13
1906—January.....	63	20	11	9	32.6	23.5	1.67	2.03	8	6	17
February.....	54	20	6	2	27.6	25.4	2.37	2.29	7	12	9
March.....	56	26	10	22	30.2	34.7	1.61	2.58	6	8	17
April.....	80	25	34	1	50.7	46.2	1.86	2.75	10	13	7
May.....	90	17	36	9	59.8	56.6	2.09	3.50	9	14	8
June.....	93	28	51	11	68.0	66.4	1.87	3.62	11	12	7
July.....	92	22	59	3	71.6	72.3	4.84	3.66	14	12	5
August.....	92	22	56	27	75.6	71.0	1.43	2.93	11	13	7
September.....	89	11	55	30	70.1	64.5	5.54	2.97	14	8	8
October.....	75	8	27	11	52.8	53.1	2.05	2.53	5	11	15

HOUSE OF CORRECTION.

South California avenue, near 26th street. Statistics for calendar year 1905 and first six months of 1906.

	1905.			1906.		
	Male.	Female.	Total.	Male.	Female.	Total.
Prisoners received.....	8,510	1,104	9,614	10,346	616	10,962
Prisoners discharged.....	8,385	1,139	9,524	4,140	451	4,591
From Juvenile court.....			552			234
Discharged by Juvenile court.....			435			204
Prisoners receiving medical treatment.....	19,159	509	19,668	9,617	375	9,992

## BOARD OF EDUCATION.

Offices on sixth, seventh and eighth floors Tribune building.

President—Emil W. Ritter.

Vice-President—Dr. W. A. Kufewski.

Secretary—Lewis E. Larson.

Members—Dr. W. A. Kufewski, R. A. White, P. Shelly O'Ryan, Dr. James F. Chvatal, Dr. O. A. Weil, Mrs. W. C. Keough, John J. Hayes, George Duddleston, Miss Jane Addams, Mrs. Emmons Blaine, Dr. Cornelia B. de Bey, Chas. O. Sethness, John C. Harding, M. J. Spiegel, Emil W. Ritter, Raymond Robins, Louis F. Post, Willey W. Mills, Dr. John Guerin, John J. Sonstebly, Phillip Angsten.

School Management Committee—Miss Jane Addams, chairman; O'Ryan, Chvatal, Mrs. Blaine, Dr. de Bey, Hayes, Mills, Dr. Guerin, Sonstebly, Post. Member ex officio: President of board.

Buildings and Grounds Committee—George Duddleston, chairman; Harding, Dr. Weil, White, Spiegel, Mrs. Keough, Sethness, Dr. Kufewski, Angsten, Robins. Member ex officio: President of board.

Finance Committee—Modie J. Spiegel, chairman; Duddleston, Miss Addams, Angsten. Member ex officio: President of board.

Meetings of Board—On alternate Wednesday evenings.

## SUPERINTENDENTS.

General Superintendent—Edwin G. Cooley. Assistant Superintendents—William M. Roberts and Charles P. Megan.

Superintendent of Compulsory Education—W. L. Bodine.

Superintendent Parental School—Thomas H. MacQuaery.

## DISTRICT SUPERINTENDENTS.

1. William C. Dodge.
2. Edward C. Delano.
3. Ella C. Sullivan.

## SUPERVISORS.

Physical Culture—Henry Suder.

Manual Training and Household Arts—Robert M. Smith.

Schools for Blind—John B. Curtis.

## OFFICE HOURS.

General offices open from 9 a. m. to 5 p. m.; Saturday to 12 m.

President of board, 1 p. m. to 2 p. m.

Business manager, 4 p. m. to 5 p. m.

Superintendent, Tuesday, Thursday, 3 to 5; Saturday, 9 to 12.

District superintendents, Saturdays, 9 a. m. to 12 m., and 4 p. m. to 5 p. m. on stated days.

## SCHOOLS OF CHICAGO.

With the location and principal of each.

Chicago Normal School—68th street and Stewart avenue; Ella F. Young.

Normal Practice School—68th street and Stewart avenue; Kate S. Kellogg.

Yale Practice School—70th street and Yale avenue; Edward F. Worst.

Chicago Parental School—N. St. Louis and Berwyn avenues; Rufus M. Hitch.

## HIGH SCHOOLS.

Austin—Frink street and Walnut avenue; George H. Rockwood.

Bowen—89th street and Manistee avenue (site).

Calumet—Normal avenue, near 81st street; Avon S. Hall.

Curtis, George W. (high school department)—Stanwood avenue, near State street; Thomas C. Hill.

Englewood—Stewart avenue and 62d street; James E. Armstrong.

Hoyne, Thos., Manual Training High—Cass and Illinois streets; Wm. J. Bogan.

Hyde Park—56th street and Kimbark avenue; Hiram B. Loomis.

Jefferson—West Wilson and North 46th avenues; Charles A. Cook.

Lake—Union avenue and West 47th place; Edward F. Stearns.

Lake View—Ashland avenue and Irving Park boulevard; Benjamin F. Buck.

Marshall—Adams street, near Kedzie avenue; Louis J. Block.

McKinley, Wm.—Adams street and Hoyne avenue; George M. Clayberg.

Medill—14th place, near Throop street; Edward C. Rosseter.

Phillips, Wendell—39th street and Prairie avenue; Spencer R. Smith.

Richard T. Crane Manual Training—Oakley boulevard and Van Buren street; Albert R. Robinson.

South Chicago—83d street and Houston avenue; Charles I. Parker.

Tuley—North Claremont and Potomac avenues; Franklin P. Fisk.

Waller, Robert A.—Orchard and Center streets; Oliver S. Wescott.

## ELEMENTARY SCHOOLS.

Adams, J. Q.—Townsend, between Chicago avenue and Locust street; Inger M. Schjoldager.

Agassiz—Diverscy boulevard and Seminary avenue; Lena E. Troendle.

Aleutt—Wrightwood avenue and Orchard street; Agnes M. Hardinge.

Altgeld—71st and Loomis streets; James W. Brooks.

Andersen—Lincoln and Division streets; Francis McKay.

Armour, P. D.—33d place and Auburn avenue; Minnie R. Cowan.

Arnold—Burling and Center streets; John E. Adams.

Auburn Park—Normal avenue, near 81st street; Avon S. Hall.

Audubon—Cornelia and Hoyne avenues; Austin C. Rishel.

Austin Grammar—Frink street and Walnut avenue; George H. Rockwood.

Avondale—North Sawyer avenue and Wellington street; John H. Stehman.

Bancroft—Maplewood avenue, near North avenue; Carrie F. Patterson.

Barnard, Alice L.—Charles and 104th streets; Elizabeth H. Sutherland.

Bass, Perkins—66th and May streets; Fulton B. Ormsby.

Beale—Sangamon and 61st streets; John W. May.

Beaubien—North 52d and Winnemac avenues; Sarah J. O'Keefe.

- Beldler, Jacob—Walnut street and Kedzie avenue; Fred E. Smith.
- Belding, Hiram H.—North 42d court and West Cullom avenue; Delos Buzzell.
- Bismarck—Armitage and North Central Park avenues; Samuel R. Meck.
- Blaine—Grace street and Janssen avenue; Mary J. Zollman.
- Bowmanville—Winona street, near Lincoln avenue; Minnie M. Arnold.
- Bradwell, Myra—Sherman avenue, near 77th street; Georgia A. Seaman.
- Brainard—Washburne avenue and Leavitt street; Mina P. Scheurer.
- Brenan, Thomas—Lime street, near Archer avenue; Mary A. Forkin.
- Brentano—North Fairfiled avenue, near Diversey avenue; Washington D. Smyser.
- Brown—Warren avenue and Wood street; Matilda M. Niehaus.
- Brownell—Perry avenue, near 65th street; Alma M. Willard.
- Bryant—41st court, near 14th street; Ida Mighell.
- Burke, Edmund—Prairie avenue and 52d street; Arthur O. Rape.
- Burley, Augustus H.—Barry avenue, near Ashland avenue; Cephas H. Leach.
- Burns, Robert—Central Park avenue and 25th street; Robert Nightingale.
- Burnside, Ambrose E.—91st place and Langley avenue; Frank W. Reider.
- Burr—Ashland and Wabansia avenues; Frank L. Morse.
- Burroughs—36th street and Washtenaw avenue; George D. Plant.
- Byford, William H., Austin—Iowa street and Central avenue; Novella M. Close.
- Calhoun—Jackson boulevard and Francisco avenue; Frank W. Darling.
- Cameron, D. R.—Monticello and Potomac avenues; Herbert L. Merrill.
- Carpenter—Center avenue and Huron street; Volney Underhill.
- Carter—Wabash avenue and 61st street; Abbey E. Lane.
- Chalmers, Thomas—12th street and Fairfield avenue; Bertha Benson.
- Chase—Cornella court and Point place; A. Esther Butts.
- Chicago Lawn—62d street and Hamlin avenue; Helen Blanchard.
- Clarke—Ashland avenue and West 13th street; Henry G. Clark.
- Clay, Henry—133d street and Superior avenue; vacancy.
- Colman—Dearborn street, near 47th; P. Francis Haley.
- Columbus—Augusta street, between Hoyne avenue and Leavitt street; Kate A. Reedy.
- Coonley, John C.—Leavitt street and Belle Plaine avenue; Cora E. Lewis.
- Cooper—West 19th street, near Ashland avenue; Ida A. Shaver.
- Copernicus—Throop and 60th streets; Cora Caverno.
- Cornell—Drexel avenue, near 75th street; Flora J. Joslyn.
- Crerar, John—Campbell avenue, between Taylor and Fillmore streets; John T. Ray.
- Curtis, George W.—Stanwood avenue, near State street; Thomas C. Hill.
- Dante—Desplaines, Ewing and Forquer streets; Harriet F. Hayward.
- Darwin, Charles R.—Edgewood avenue and Catalpa court; Ernest E. Cole.
- Davis, Nathan Smith—Sacramento avenue and 39th street; Jaroslav J. Zmrhal.
- Dewey, George—54th street and Union avenue; Edward McLoughlin.
- Doolittle, James R., Jr.—35th street, near Cottage Grove avenue; Orville T. Bright.
- Dore—Harrison street, near Halsted; Joseph A. Bache.
- Douglas—32d street and Forest avenue; Lucia Johnston.
- Drake, John B.—Calumet avenue, between 26th and 28th streets; Grace Reed.
- Drummond—Clybourn place and North Lincoln street; Helen R. Ryan.
- Earle, Charles W.—61st street and Hermitage avenue; Ira C. Baker.
- Emerson—Walnut and Paulina streets; Catherine A. Tibbetts.
- Emmet, Robert, Austin—Corner Madison street and Pine avenue; Harriet P. Davis.
- Ericsson, John—West Harrison street, near Sacramento avenue; Andrew J. Wood.
- Everett—Irving avenue and 34th street; Daniel A. White.
- Fallon—Wallace and 42d streets; James E. McDade.
- Farragut—Spaulding avenue and 23d street; Henry C. Cox.
- Farren—Wabash avenue, near 51st; Gertrude E. English.
- Felsenthal, Herman—Calumet avenue and 41st street; Walter J. Harrower.
- Fernwood—Union avenue and 101st street; Georgiana W. Muir.
- Field, Eugene—Greenleaf and North Ashland avenues; D. Grant Hays.
- Fiske, John—62d street and Ingleside avenue; Elizabeth V. Port.
- Forrestville—45th street and St. Lawrence avenue; Florence Holbrook.
- Foster—Union and O'Brien streets; Mary B. Catalain.
- Franklin—Goethe street, near Wells; Mary J. W. Boughan.
- Froebel—21st and Robey streets; Ellen K. Baker.
- Fuller, Melville W.—42d street and St. Lawrence avenue; John L. Lewis.
- Fulton—Hermitage avenue and 53d street; Clara H. McFarlin.
- Gallistel—104th street and Ewing avenue; James H. Henry.
- Garfield—Johnson street and 14th place; James E. Welsh.
- Gladstone—Robey street and Washburne avenue; Daniel A. Tear.
- Goethe—Rockwell street, near Fullerton avenue; Charles S. Bartholf.
- Goldsmith, Oliver—210 Maxwell street; William R. Hornbaker.
- Goodrich—Taylor and Sangamon streets; Carolyn G. Adams.
- Gondy, W. C.—North Foster and Winthrop avenues; Harriet A. Eckhardt.
- Graham—45th street and Union avenue; William E. Watt.
- Grant—Wilcox avenue, near Western avenue; Sarah A. Kirkley.
- Greeley, Horace—Grace street and Sheffield avenue; Elizabeth A. McGillen.
- Greene, Nathanael—Paulina and 36th streets; Ida M. Cook.
- Gresham—85th and Green streets; Robert II. Rennie.
- Hamilton—Cornella street and North Marshall field avenue; Elizabeth W. Murphy.
- Hamline, John H.—48th and Bishop streets; Susie L. Cowan.
- Hammond—21st place, near California avenue; Mary E. Tobin.

- Hancock—Princeton avenue and Swan street; Patrick Chamberlaine.
- Harrison—23d place, near Wentworth avenue; William C. Payne.
- Hartigan—Armour avenue, near Root street; Mary A. McNarney.
- Harvard—Harvard street, between 74th and 75th; Mary S. L. Hartigan.
- Haven—Wabash avenue and 15th street; George O. Bannan.
- Hawthorne—School street and Seminary avenue; George W. Davis.
- Hayes—Leavitt and Fulton streets; Simeon V. Robbins.
- Hayt—Granville avenue and Perry street.
- Headley—Lewis street and Garfield avenue; Luman Hewes.
- Healy—Wallace street, near 31st; Edward J. Tobin.
- Hedges—48th street and Winchester avenue; Marcella R. Hanlon.
- Hendricks—43d street and Tracy avenue; Florence U. Colt.
- Henry, Patrick—West Cullom and Eberly avenues; Mary E. C. Lyons.
- Holden—Loomis and 31st streets; J. D. Shoop.
- Holmes—55th and Morgan streets; James W. McGinnis.
- Howe, Julia Ward, Austin—Laurel avenue and Superior street; Mary E. Vance.
- Howland, George—Spaulding avenue and 16th street; Amelia D. Hookway.
- Irving—Lexington and Leavitt streets; John W. Troeger.
- Irving Park—2338 North 41st court; A. R. Sabin.
- Jackson, Andrew—Sholto and Better streets; William Hedges.
- Jahn—North Lincoln street and Belmont avenue.
- Jefferson—Elburn avenue and Laffin street; Catharine McGarty.
- Jenner, Edward—Oak street and Milton avenue; Frederick J. Lane.
- Jirka, Frank J.—17th and Laffin streets; Mary E. Rodgers.
- Jones—Plymouth court and Harrison street; Dora W. Zollman.
- Jungman—Nutt and West 18th streets; Sarah A. Fleming.
- Keith—Dearborn and 34th streets; Edward Waldemar.
- Kenwood—Lake avenue and 50th street; Alice E. Sollitt.
- Kershaw—Union avenue, near 64th street; Eugene C. Webster.
- Key, Francis Scott, Austin—Ohio street and Park avenue; Eleanor M. Reese.
- King—Harrison street, near Western avenue; Ellen J. Hardick.
- Kinzie—Ohio street and LaSalle avenue; Azile B. Reynolds.
- Knickerbocker—Clifton and Belden avenues; Edith Huguenin.
- Komensky—Throop and 20th streets; Clara H. Mabony.
- Kosciusko—Division and Cleaver streets; Harriet P. Johnston.
- Kozminski, Charles—54th street and Ingleside avenue; Leslie Lewis.
- Lafayette—Washtenaw avenue and Augusta street; Mary I. Purcr.
- Lake—Union avenue and 47th place; Edward F. Stearns.
- Langland—Cortland street, near Leavitt; Effie M. Christensen.
- LaSalle—Hammond and Eugenie streets; Homer Bevans.
- Lawson, Victor F.—Homan avenue and 13th street; Mary E. Vaughan.
- Lewis-Champlin—62d street and Princeton avenue; Henry S. Crane.
- Libby—63d and Loomis streets; M. Elizabeth Farson.
- Lincoln—Larrabee street and Kemper place; Albert L. Stevenson.
- Linne—Sacramento avenue and School street; Lewis W. Colwell.
- Lloyd—Grand and North 55th avenues; Jacob H. Hauch.
- Logan—Oakley avenue and Bremen street; James B. Farnsworth.
- Longfellow—35th street, near Lincoln; Mary E. Gilbert.
- Lowell—North Spaulding avenue and Hirsch street; John H. Stube.
- Madison, James—Madison avenue, near 75th street; Sarah A. Milner.
- Manierre—Hudson avenue, near Blackhawk street; Augustus R. Dillon.
- Mann, Horace—37th street and Princeton avenue; Susan E. Colver.
- Marquette—Harrison and Wood streets; Charles W. Minard.
- Marsh, J. L.—101st street and Escanaba avenue; Elliott A. Hamilton.
- Marshall—Adams street, near Kedzie avenue; Louis J. Block.
- May, Horatio N.—South 50th avenue and West Congress street; Henry F. Kling.
- Medill—14th place, near Throop street; Edward C. Rosseter.
- Mitchell, Ellen F.—North Oakley avenue and Ohio street; Chester C. Dodge.
- Monroe, James—Schubert and Monticello avenues; John A. Wadhams.
- Montefiore—Sangamon street and Grand avenue; Fannie E. Oliver.
- Moos, Bernhard—California avenue and Wabansia avenue; Harry T. Baker.
- Morris—Barry avenue and Bissell street; Clarence O. Scudder.
- Morse, S. B.—Sawyer avenue and Ohio street; Ambrose B. Wight.
- Moseley—Michigan avenue and 24th street; Julia P. McEachron.
- Motley—North Ada street, near West Chicago avenue; G. Charles Griffiths.
- Mulligan—Sheffield avenue, near Willow street; Hanna Schiff.
- McAllister—36th and Gage streets; Helen J. Walsh.
- McClellan—Wallace and 35th streets; Alfonso E. MacDonald.
- McCormick, Cyrus H.—Sawyer avenue and 27th street; William H. Chamberlain.
- McCosh—Champlain avenue, near 66th street; Mary D. Olson.
- McLaren, John—York and Laffin streets; John H. Loomis.
- McPherson—Lincoln street, near Lawrence avenue; Adelaide E. Jordan.
- Nash, Henry H.—North 49th avenue and West Erie street; Margaret S. Gill.
- Nettelhorst, Louis—Evanston and Aldine avenues; Robert L. Hughes.
- Newberry—Willow and Orchard streets; Carolyn W. Stranghan.
- Nixon, Wm. Penn—Dickens and North 42d avenues; Charles H. Ostrander.
- Norwood Park—Chestnut and Elm streets; Solon S. Dodge.
- Oakland—40th street and Cottage Grove avenue; Louise M. Ripple.
- Oglesby, Richard—Emerald avenue and 79th street; Daniel J. Beeby.

- Ogden—Chestnut and North State streets; Esther Morgan.
- Otis, James—Armour street, near Ohio; G. A. Osinga.
- Parkman—51st street and Princeton avenue; John B. McGinty.
- Park Manor—71st street and Rhodes avenue; Waldo Dennis.
- Parkside—70th street and Selpp avenue; George B. Masslich.
- Peabody—Augusta and Noble streets; Mary H. Smyth.
- Penn, William—Hamlin avenue and 16th street.
- Pickard—21st place and Oakley avenue; Mary J. O'Byrne.
- Plamondon, Ambrose—15th place and Wash-tenaw avenue; William J. K. Bowen.
- Poe, Edgar Allan—106th and Fulton streets; Abigail M. Hunt.
- Prescott—Wrightwood and Marshfield avenues; Margaret S. Fitch.
- Pulaski—Leavitt street, between Lubeck and Coblenz streets; Anna C. Goggin.
- Pullman—Pullman avenue and 113th street; Daniel R. Martin.
- Raster, Hermann—Wood and 70th streets; David L. Murray.
- Ravenswood—Paulina street and Montrose avenue; Josiah F. Kletzing.
- Ray—57th street and Monroe avenue; William M. Lawrence.
- Raymond—Wabash avenue and 36th place; James H. Brayton.
- Revere, Paul—Ellis avenue and 72d street; Mack M. Lane.
- Rogers—West 13th street, near Throop; Alice A. Hogan.
- Rose Hill—4147 North Clark street; E. L. Kletzing.
- Ryerson—Lawndale avenue and Huron street; Fred M. Sisson.
- Scammon—Morgan and Monroe streets; Margaret C. Adams.
- Scanlan—Perry avenue, near 117th street; Alfred Harvey.
- Schiller—Vedder and Halsted streets; Luella Heinroth.
- Schley, Winfield Scott—North Oakley avenue, near Potomac avenue; Minna S. Heuermann.
- Schneider, George—Hoyne avenue, near Wellington street; Elizabeth A. Fisk.
- School for Crippled Children—Lake and Elizabeth streets; Emma S. Haskell, teacher in charge.
- Scott, Walter—64th street and Washington avenue; John W. Akers.
- Seward—46th street and Hermitage avenue; Benjamin F. Hill.
- Sexton, James A.—Wells and Wendell streets; Etta Q. Gee.
- Shakespeare, William—Greenwood avenue and 46th street; Walter H. Comstock.
- Sheldon—State and Elm streets; Abigail A. Cannon.
- Sheridan, Mark—27th and Wallace streets; John A. Johnson.
- Sheridan, Phil—90th street and Escanaba avenue; Edward L. C. Morse.
- Sherman—Morgan street and 51st place; Levi T. Regan.
- Sherwood—57th street and Princeton avenue; William J. Black.
- Shields—43d and Rockwell streets; Walter R. Hatfield.
- Skinner—Jackson boulevard and Aberdeen street; Ella R. Coles.
- Smyth, John M.—13th street, near Blue Island avenue; Luella V. Little.
- Spalding—Park avenue, between Ashland avenue and Paulina street.
- Spencer, Herbert—Park and 50th avenues; Esther J. W. Barker.
- Spry, John—Marshall boulevard and West 24th street; Henry S. Tibbits.
- Stanley, Henry M.—Huron and Franklin streets; Martha M. Ruggles.
- Stewart—Kenmore avenue, between Wilson and Sunnyside avenues.
- Stowe, Harriet Beecher—Wabansia avenue and Ballou street; Frank A. Larch.
- Sullivan, William K.—83d street and Hous-ton avenue; Ada L. Bannerman.
- Sumner—43d avenue and Harrison street; Charles C. Krauskopf.
- Swing, David—String street, between 16th and 17th; William J. Fraser.
- Talcott—Ohio and Lincoln streets; Archibald O. Coddington.
- Taylor—Avenue J, near 100th street; Belle A. Murphy.
- Tennyson—California avenue and Fulton street; Mary F. Willard.
- Thomas, George H.—Belden avenue and High street; Henry D. Hatch.
- Thorp, J. N.—89th street and Superior avenue; Ida M. Pahlman.
- Thorp, Ole N.—Winona street, between 18th and 19th; Minnie M. Arnold.
- Throop—Throop street, near 18th; Mary W. O'Keefe.
- Tilden—Lake and Elizabeth streets; Harriet N. Winchell.
- Tilton—West Lake street and 44th avenue; Bertha S. Armbruster.
- Van Vlissingen—108th place, near Wentworth avenue; George A. Brennan.
- Von Humboldt—Rockwell and Hirsch streets; William J. Bartholf.
- Wadsworth, James—Lexington avenue, near 64th street; Isabel Burke.
- Walsh—20th and Johnson streets; Samuel B. Allison.
- Ward—Shields avenue and 27th street; Morgan G. Hogge.
- Warren, Joseph—93d street and Jackson Park avenue; Henriette T. Treadwell.
- Washburne—West 14th street, near Union; Charles W. Thompson.
- Washington—Morgan street, near Ohio; Peter A. Mortenson.
- Webster—Wentworth avenue and 33d street; William Radebough.
- Wells—Ashland avenue and Cornelia street; Lincoln P. Goodhue.
- Wentworth, D. S.—70th and Sangamon streets; William H. Campbell.
- West Pullman—120th street and Parnell avenue; Jennie L. Price.
- Whitney, Eli—28th street and 40th court; Daniel O'Connor.
- Whittier—Lincoln and 23d streets; Mary Greene.
- Wicker Park—Evergreen avenue, near Robey street; Charles D. Lowry.
- Willard, Frances E.—49th street and St. Lawrence avenue; William M. Giffin.
- Worthy, John—California avenue and 26th street; Frank W. Stahl.
- Yates, Richard—Cortland and Humboldt streets; Blanca R. Daigger.



BOARD OF EDUCATION SCHEDULE OF SALARIES.

General superintendent, \$10,000 a year.  
 District superintendents, \$3,500 each the first two years; after that \$4,000 a year.  
 Supervisors: Physical culture, \$2,400; schools for deaf, \$1,500; manual training, \$3,000.  
 Teachers of special studies, \$1,000 for first year, up to \$1,400 for the fourth and subsequent years.  
 High school principals: First group, \$2,500 the first year, increasing \$100 a year till a maximum of \$3,000 is reached; second group, \$2,000 the first year, maximum \$2,500.  
 High school instructors: First group, \$1,500 to \$2,000; second group, \$1,200 to \$1,500; third group, \$850 to \$1,200, the rate of increase being  $\frac{7}{8}$  a year.  
 High school teachers of German, French and drawing: First group, \$1,200 to \$2,000; second group, \$750 to \$1,200. High school substitutes, \$4 to \$5 a day.  
 Principal Chicago Normal school, \$5,000.  
 Principals of elementary schools receive \$1,200 a year for the first year and \$100 additional each year thereafter till the maximum is reached; for schools having 700 or more pupils the maximum is \$2,500; 300 to 700 pupils, \$2,200; under 300 pupils, \$1,600.  
 Assistant teachers in grammar grades: 1st year, \$550; 2d, \$600; 3d, \$675; 4th, \$725; 5th, \$775; 6th, \$850; 7th, \$875.  
 Assistant teachers in primary grades: 1st year, \$550; 2d, \$600; 3d, \$625; 4th, \$700; 5th, \$750; 6th, \$825; 7th, \$850.  
 Head assistants: 1st year, \$950; 2d, \$1,000; 3d, \$1,050; 4th and subsequent years, \$1,100.

CHICAGO PUBLIC SCHOOL STATISTICS.

Year.	Enrollment.	Teachers.	Year.	Enrollment.	Teachers.	Year.	Enrollment.	Teachers.
1841.....	410	5	1864-5.....	29,080	240	1886.....	83,022	1,440
1842.....	531	7	1866.....	24,851	265	1887.....	84,902	1,574
1843.....	808	7	1867.....	27,260	319	1888.....	89,578	1,663
1844.....	915	8	1868.....	29,954	401	1889.....	93,737	1,801
1845.....	1,051	9	1869.....	34,740	481	1890.....	135,541	2,711
1846.....	1,107	13	1870.....	38,939	557	1891.....	146,751	3,001
1847.....	1,317	18	1871.....	40,832	572	1892.....	157,743	3,309
1848.....	1,517	18	1872.....	38,035	476	1893.....	166,895	3,520
1849.....	1,794	18	1873.....	44,091	564	1894.....	185,358	3,812
1850.....	1,919	21	1874.....	47,963	679	1895.....	201,380	4,326
1851.....	2,287	25	1875.....	49,121	700	1896.....	213,835	4,668
1852.....	2,404	29	1876.....	51,123	762	1897.....	225,718	4,914
1853.....	3,086	34	1877.....	53,529	730	1898.....	236,239	5,268
1854.....	3,500	35	1878.....	55,109	797	1899.....	242,807	5,535
1855.....	6,826	42	1879.....	56,587	851	1900.....	255,361	5,806
1856-7.....	8,577	61	1880.....	59,562	898	1901.....	262,738	5,951
1858.....	10,786	81	1881.....	63,141	958	1902.....	268,392	5,776
1859.....	12,873	101	1882.....	68,614	1,019	1903.....	258,968	5,444
1860.....	14,199	123	1883.....	72,509	1,107	1904.....	264,397	5,570
1861.....	16,441	169	1884.....	76,044	1,195	1905.....	272,425	5,721
1862.....	17,521	187	1885.....	79,278	1,296	1906.....	287,113	5,911
1863.....	21,188	212						

CHICAGO'S FREE PUBLIC BATHS.

[From report of Secretary E. R. Pritchard.]

Names and locations of baths:  
 Carter H. Harrison—192 Mather street.  
 Martin B. Madden—3825 Wentworth-av.  
 William Mavor—4647 Gross avenue.  
 Robert A. Waller—80 South Peoria street.  
 Kosciuszko—703 Holt avenue.  
 John Wentworth—2838 S. Halsted street.  
 William B. Ogden—3646 Emerald avenue.  
 Theodore T. Gurney—247 W. Chicago-av.  
 Joseph Medill—759 Grand avenue.  
 DeWitt C. Cregier—193 Gault court.  
 Free baths have also been given at the 14th and 22d street pumping stations and at several lake beaches, but special buildings have not been provided at these points. The Carter H. Harrison bath, which was opened in January, 1894, is said to have

been the first free public bath in the United States, if not in the world. Similar baths in Vienna charged a fee of 2 cents and those in New York 5 cents. The Madden bath was opened in April, 1897; the Mavor bath in May, 1900; the Waller bath in February, 1901; the Kosciuszko bath in April, 1904. The Wentworth, Ogden, Gurney and Cregier baths were completed in the latter part of 1905. The average cost of each plant has been between \$15,000 and \$20,000, and the average annual cost of maintenance \$4,000. The total number of free baths furnished in 1905 was 693,071 and the total for the first six months of 1906 was 362,118. The average cost to the city for each bath is 3.5 cents.

THE CHICAGO ACADEMY OF SCIENCES.

In Lincoln park, opposite Center street.  
 President—Dr. Thomas C. Chamberlin.  
 Secretary—William K. Hgley.  
 Trustees—Joseph R. Putnam, Charles F. Gunther, Ira J. Geer, Louis E. Laffin, Charles S. Raddin, Henry J. Furber, Jr., Charles A. Heath, Charles H. Blatchford,

Chas. Dickinson, Thomas C. Chamberlin (ex officio) and Sanford T. Simmons (ex officio).  
 The museum is open from 9 a. m. to 5 p. m. on weekdays and from 1 to 5 p. m. on Sundays. There is no charge for admission.

ASSESSMENT OF TAXABLE PROPERTY IN CHICAGO.

The following is a statement of the valuation of taxable real estate and personal property and the amount of taxes levied each year, from 1837 to 1905, inclusive:

YR.	Real estate.	Personal property.	Total valuation.	Tax levy.	YR.	Real estate.	Personal property.	Total valuation.	Tax levy.
1837	\$236,842	.....	\$236,842	\$5,905.15	1872	\$230,154,800	\$45,042,540	\$284,197,490	\$4,462,961.45
1838	295,906	.....	295,906	8,849.86	1873	262,939,820	49,103,175	312,072,995	5,617,313.91
1839	94,803	.....	94,803	4,664.55	1874	258,549,310	45,155,830	303,705,140	5,466,692.54
1840	94,437	.....	94,437	4,721.85	1875	125,468,605	48,295,641	173,764,246	5,108,981.40
1841	127,024	\$89,720	166,744	10,004.67	1876	128,832,403	39,165,754	167,998,157	4,466,805.80
1842	108,757	42,585	151,342	9,181.27	1877	116,082,533	32,317,615	148,400,148	4,013,410.44
1843	962,221	479,063	1,441,314	8,647.89	1878	104,420,053	27,563,386	131,983,439	3,777,757.23
1844	1,992,085	771,116	2,763,281	17,166.24	1879	91,152,229	26,517,806	117,670,035	3,776,450.79
1845	2,273,171	791,851	3,065,022	11,077.58	1880	99,032,038	28,101,688	117,133,726	3,839,126.98
1846	3,664,425	857,231	4,521,656	15,825.80	1881	90,069,045	29,053,743	119,152,288	4,136,608.38
1847	4,965,466	858,704	5,844,170	18,159.01	1882	95,881,714	29,479,022	125,360,736	4,227,402.98
1848	4,998,266	1,302,174	6,300,440	22,051.54	1883	101,596,795	31,616,893	133,213,688	4,540,506.13
1849	5,181,637	1,495,047	6,676,684	30,045.09	1884	105,606,743	31,720,237	137,326,980	4,872,456.60
1850	5,685,965	1,534,284	7,220,249	25,270.87	1885	107,146,881	32,811,411	139,958,292	5,152,366.03
1851	6,804,262	1,758,459	8,562,717	63,385.87	1886	122,980,123	35,516,009	158,496,132	5,368,409.76
1852	8,190,769	2,272,645	10,463,414	76,948.96	1887	123,169,455	38,095,080	161,264,535	5,602,712.56
1853	13,190,677	3,711,154	16,941,831	139,662.68	1888	123,292,358	37,349,365	160,641,723	5,723,067.25
1854	18,960,744	5,401,495	24,362,239	199,081.64	1889	127,372,618	40,763,213	168,135,831	6,326,561.21
1855	21,637,500	5,355,393	26,992,893	206,209.03	1890	170,553,854	48,800,514	219,354,368	9,558,395.00
1856	25,892,308	5,843,776	31,736,084	396,632.39	1891	189,269,120	53,245,783	256,569,574	10,453,270.41
1857	29,307,628	7,027,659	36,335,287	572,046.00	1892	190,614,636	53,117,502	243,732,138	12,142,448.75
1858	30,175,325	5,816,407	35,991,732	430,190.00	1893	189,269,120	56,491,231	245,760,351	11,810,969.69
1859	30,792,313	5,821,067	36,653,380	513,164.00	1894	190,960,897	56,461,821	247,422,728	12,779,568.12
1860	31,198,135	5,855,377	37,053,512	373,315.29	1895	192,498,842	60,977,963	243,476,825	14,239,665.13
1861	31,314,749	5,037,631	36,352,380	559,968.00	1896	195,684,875	48,672,411	244,357,286	12,900,145.21
1862	31,587,545	5,552,300	37,139,845	564,033.06	1897	184,632,965	47,338,755	232,026,660	12,939,333.10
1863	35,143,252	7,524,072	42,667,324	853,346.00	1898	178,801,172	42,165,275	220,966,447	12,185,786.82
1864	37,148,033	11,584,759	48,732,792	974,655.64	1899	260,265,058	84,931,361	345,196,419	12,733,770.53
1865	44,065,499	20,644,678	64,710,177	1,294,183.50	1900	202,884,012	73,681,868	276,565,880	13,384,195.36
1866	66,495,116	29,458,134	95,953,250	1,719,064.05	1901	259,254,598	115,325,842	374,580,440	18,404,142.00
1867	141,465,920	53,580,324	195,026,344	2,518,472.00	1902	276,509,730	123,985,401	402,495,131	10,669,806.16
1868	174,490,660	53,756,340	230,247,000	3,223,457.80	1903	289,371,249	122,053,081	411,424,280	14,069,030.00
1869	211,371,240	54,653,640	266,024,880	3,190,373.20	1904	291,329,703	111,951,487	403,281,190	25,990,045.43
1870	223,643,000	52,342,950	275,985,950	4,139,738.70	1905	235,514,443	112,477,182	347,991,625	27,959,908.43
1871	226,898,650	52,847,820	289,746,470	2,897,464.70					

The valuation since 1875 is the equalized valuation fixed by the state board of equalization. From 1867 to 1875 the valuation was made by the city for the city tax. The tax on capital stock and railroads is included in the personal property column.

ASSESSMENT OF TAXABLE PROPERTY IN COOK COUNTY.

1899	\$381,548,581	1901	\$408,189,900	1903	\$445,028,250	1905	\$402,616,239
1900	306,957,900	1902	433,489,322	1904	437,850,436	1906	442,672,264

Figures for 1906 are unofficial and do not include assessment of railroads and capital stock to be added by the state board of equalization.

COOK COUNTY ASSESSMENTS IN 1906.

Board of review figures. Assessed valuations as given are one-fifth of actual values.

Towns.	Real estate.	Per. prop.	Towns.	Real estate.	Per. prop.
Barrington	\$346,283	\$99,754	Orland	\$240,232	\$16,039
Berwyn	636,689	42,102	Palatine	373,252	64,303
Bloom	927,728	232,881	Palos	189,411	11,778
Bremen	326,758	47,214	Proviso	1,768,405	283,443
Calumet	2,727,897	247,288	Rich	627,500	76,883
Cicero	1,157,513	316,801	Ridgeville	4,282,962	1,039,435
Elk Grove	226,769	64,387	Riverside	727,286	120,773
Evanston	1,314,800	121,179	Schaumburg	237,541	64,813
Hanover	312,715	67,014	Stickney	649,222	8,354
Hyde Park	42,036,259	6,791,807	Thornton	1,896,900	197,955
Jefferson	8,124,775	363,454	Wheeling	371,879	102,502
Lake View	22,220,321	2,638,285	Worth	972,261	69,558
Lake	22,913,144	4,992,634	South Chicago	108,329,232	72,967,630
Lemont	245,068	30,201	North Chicago	21,814,158	8,518,890
Leyden	437,429	38,636	West Chicago	74,301,433	14,511,236
Lyons	1,574,534	106,625			
Maine	649,748	91,876	Total	327,692,754	114,979,510
New Trier	1,808,062	152,098			327,692,754
Niles	363,190	42,586	Total real and personal		442,672,264
Northfield	290,442	53,245	Total actual value		2,213,361,320
Norwood Park	244,889	14,256			
Oak Park	2,475,977	432,180			

## CHICAGO POSTOFFICE.

Entrances on Adams, Clark and Dearborn streets; telephone Harrison 4700: private exchange, all departments.

Postmaster—Fred A. Busse; room 358, south wing; salary, \$8,000.  
 Secretary to Postmaster—B. E. Duppler; room 358, south wing.  
 Assistant Postmaster—John M. Hubbard; room 357, south wing; salary, \$3,500.  
 Auditor—John Matter; room 362, south wing.  
 Superintendent of Mails—Frank H. Galbraith; room 351, south wing; salary \$3,000.  
 Superintendent of Delivery—LeRoy T. Steward; room 379, west wing; salary, \$3,200.  
 Superintendent of Registry Division—Perry H. Smith, Jr.; room 102, Adams street lobby; salary, \$3,200.  
 Superintendent of Money-Order Division—Joseph B. Schlossman; room 101, Adams street lobby; salary, \$3,200.  
 Superintendent of Inquiry Division—John T. McGrath; room 475, west wing.  
 Superintendent Second-Class Matter—Paul Hull; room 182, Clark street lobby.  
 Superintendent of Bureau of Printing and Supplies—James N. Brady; entrance from Dearborn street.  
 Cashier—Theron W. Bean; room 125, Dearborn street lobby.  
 Night Superintendent—George E. McGrew; second floor, mailing division.  
 Draftsman—Lester J. Barr; room 480, west wing.  
 Secretary Civil-Service Board—Peter Newton, 13th floor.  
 Inspector in Charge—James E. Stuart; room 334, east wing.  
 Superintendent 6th Division, Railway Mail Service—E. L. West; room 308, north wing.

## CARRIER STATIONS.

Central—General postoffice; superintendent, J. N. McArthur.  
 Lincoln Park—649-651 North Clark street; James Donahue.  
 Lake View—1662-1664 North Clark street; William S. Hussander.  
 C—428-430 West Madison street; George Berz.  
 D—833-835 West Madison street; William S. Snort.  
 Garfield Park—1926 West Madison street; E. S. Watts.  
 Carpenter Street—291-293 North Carpenter street; Peter Noer.  
 Wicker Park—1263-1265 Milwaukee avenue; C. W. Worthington.  
 Logan Square—1911-1913 Milwaukee avenue; James Stott.  
 Pilsen—671-673 Loomis street; Joseph Riehak.  
 Armour—3217 State street; H. Blattner.  
 Stockyards—4193 Halsted street; H. C. Smale.  
 22d Street—90 22d street; E. J. Beach.  
 M—40th street and Cottage Grove avenue; J. J. Healy.  
 Hyde Park—205-7-9 55th street; W. E. Crumbacker.  
 Jackson Park—528 E. 63d street; H. Z. Eaton.  
 Englewood—549-551 West 63d street; J. E. Vreeland.  
 Auburn Park—700 West 79th street; Frederick A. Bosworth.  
 Grand Crossing—1143 75th street; W. Arens.  
 South Chicago—9210 Commercial avenue; P. T. O'Sullivan.  
 U—Jackson boulevard and Canal street; R. T. Howard.  
 Millard Avenue—Millard and Ogden avenues; C. C. Roberts.  
 McKinley Park—3475-3479 Archer avenue; Henry Welch, Jr.  
 Ravenswood—1250 Ravenswood park; R. P. Hogan.  
 Wilmemac—2536 Lincoln avenue; M. M. Potter.  
 Edgewater—1203 Bryn Mawr avenue; W. R. Renacker.  
 Rogers Park—4796 North Clark street; Herman Lieb.  
 Douglas Park—580 Western avenue; John Davy.  
 Pullman—4 Arcade building; G. A. Ernst.  
 West Pullman—12005 Halsted street; H. H. Van Evra.  
 Riverdale—13565 Indiana avenue; J. F. Collins.  
 Hegewisch—13303 Erie avenue; Frank Lonn.  
 Washington Heights—1360 West 103d street; W. D. Giesman.  
 Elsdon—3533 West 51st street; W. E. Withall.  
 Chicago Lawn—3520 West 63d street; Albert L. Anderson.  
 Irving Park—1159 Irving Park boulevard; H. W. Graham.  
 Jefferson—4303 Milwaukee avenue; E. Willmann.  
 Norwood Park—3470 Avondale avenue; Stanley C. de Long.  
 Dunning—2684 West Irving Park boulevard; L. E. Taylor.  
 Cragin—2684 Grand avenue; David R. Barmore.  
 Austin—Lake street and Waller avenue; H. Roberts'n.  
 Dauphin Park—9033 Cottage Grove avenue; David J. Geary.  
 East Side—9904 Ewing avenue; W. G. Seborg.

## STATIONS WITHOUT CARRIERS.

Masonic Temple—51 State street; Lawrence J. P. White.  
 South Water—15 LaSalle street; H. H. Henshaw.  
 Stock Exchange—Washington and LaSalle streets; Edward O'Connell.  
 Bush Temple—247 Chicago avenue; Park Godwin.  
 In addition to the above there are 246 numbered stations served from the carrier stations and each with a clerk in charge.  
 There are 2,695 clerks in the general postoffice and stations and 1,655 carriers and collectors.

## COLLECTIONS AND DELIVERIES.

In the downtown district there are twenty-six collections of mail matter between 7 a. m. and 11 p. m.; in the outlying districts there are ten collections during the day and evening. Mail is delivered six times a day in the business district and three times in the outlying districts.

Special letters are delivered in the central postoffice district between 7 a. m. and 11 p. m. and from stations within their respective districts (station U excepted) between 7 a. m. and 6 p. m. Night special delivery is made only within the hours and territory included in the following districts: No. 1, bounded by 31st-st., Halsted-st., West 12th-st., Western-av., West Kinzie-st., Halsted-st., Fullerton-av. and Lake Michigan, to 11 p. m. No. 2, those portions of the city bounded by (a) Diversey-bd., Seminary-av., river, Halsted-st., Fullerton-av. and the

lake; (b) Kinzie-st., Kedzie-av., 12th-st. and Western-av.; (c) 31st-st., State-st., 39th-st. and the lake, not included in No. 1, to 10 p. m. No. 3, all that part of the city bounded by Devon-av., Western-av., Diversey-bd., 40th-st., Chicago-av., 60th-st., 12th-st., 40th-st., 31st-st., Ashland-av., 79th-st. and Lake Michigan, not included in Nos. 1 and 2, to 9 p. m.

**POSTAL RECEIPTS.**  
Fiscal year 1906.

Stamps and cards.....	\$10,867,432.00
Envelopes .....	982,110.20
Newspaper and per'dical postage	708,914.62
3d and 4th class cash.....	245,747.40
Postage due.....	69,413.00
Box rent.....	7,398.04
Sale of waste paper, etc.....	4,133.85

Total .....\$12,885,149.11  
Increase for year ended June 30, 1906, \$1,-285,390.72, or 11.81 per cent.

**MONEY-ORDER BUSINESS (1906).**

**MAIN POSTOFFICE.**

Domestic orders issued,	\$1,556,568.75.
International orders issued,	\$524,210.28.
Total fees,	\$14,953.18.
Certificates of deposit issued,	\$89,681,048.88.
Domestic orders paid,	\$66,857,238.15.
Transfers to credit postmaster-general,	\$24,033,000.00.
Advanced to stations,	\$107,405.00.
Total number of transactions,	10,906,996.
Total amount,	\$183,434,491.23.

**STATIONS.**

Domestic orders issued,	\$781,358.
Amount received for domestic orders (including fees),	\$7,595,596.95.
Increase in transactions,	10.42 per cent.
Increase in amount,	12.55 per cent.
International orders issued,	143,635.
Amount received for international orders (including fees),	\$2,959,428.20.
Increase in transactions,	30.46 per cent.
Increase in amount,	43.11 per cent.

**REGISTRY DIVISION.**

Letters registered with fee prepaid, 899,655.  
Parcels registered with fee prepaid, 580,749.  
Registered parcels received for delivery, 349,951.  
Registered letters received for delivery, 2,024,587.  
Registered letters and parcels received for distribution, 200,383.  
Registered packages received (with matter for city delivery), 1,765,663.

**MAIL TIME FROM CHICAGO TO PRINCIPAL CITIES.**

<i>Cities.</i>	<i>Hours.</i>
Atlanta, Ga.....	22
Baltimore, Md.....	23
Boston, Mass.....	27
Buffalo, N. Y.....	15
Charleston, S. C.....	33
Chihuahua, Mex.....	72
Cincinnati, O.....	10
Cleveland, O.....	9
Denver, Col.....	28
Des Moines, Iowa.....	9
Detroit, Mich.....	7
Guadalajara, Mex.....	120
Halifax, N. S.....	60
Houston, Tex.....	40
Indianapolis, Ind.....	5
Jacksonville, Fla.....	37
Kansas City, Mo.....	11

Registered packages received in transit, 1,816,066.

Registered packages made up and mailed, 1,215,117.

Registered package jackets received and opened, 93,706.

Registered package jackets received in transit, 20,941.

Registered package jackets made up and mailed, 14,503.

Through registered pouches and inner sacks received, 122,172.

Through registered pouches and inner sacks made up and dispatched, 119,001.

Through registered pouches and inner sacks received in transit, 7,952.

Official letters and parcels registered free, 98,227.

Total number of registered articles handled, 9,328,673.

Increase over 1905, 1,087,946 pieces, or 13.20 per cent.

**DELIVERY DIVISION.**

Mail letters received for delivery, 199,249,509.

Local letters received for delivery, 140,062,479.

Mail letters received at stations for delivery, 78,446,531.

Local letters received at stations for delivery, 44,782,844.

Total number of letters received for delivery, 462,541,363.

Number of pieces of newspapers, circulars, etc., received for delivery, 154,334,937.

Grand total number of pieces of all classes of matter received for delivery, 616,876,300.

**MAILING DIVISION.**

Mails handled in the mailing division during the fiscal year ended June 30, 1906.

	<i>Pounds.</i>	<i>Pieces.</i>
Letters .....	14,578,818	685,204,400
Special delivery.....	13,281	385,150
Nixies*	284,668	6,831,962
Second class.....	70,889,142	283,556,568
Third and 4th class..	40,776,600	163,106,460

Total .....126,542,509 1,139,084,480  
Increase ..... 5,924,014 78,940,696

Percentage increase in weight, 4.68.

Percentage increase in pieces, 6.33.

Proportion of errors in handling mail, .01 per cent.

\*Mail with insufficient postage or misdirected.

<i>Cities.</i>	<i>Hours.</i>
Portland, Me.....	33
Portland, Ore.....	75
Providence, R. I.....	28
Quebec, Can.....	47
Richmond, Va.....	26
St. Louis, Mo.....	8
St. Paul, Minn.....	11
Salt Lake City, Utah.....	46
San Antonio, Tex.....	50
San Francisco, Cal.....	75
Seattle, Wash.....	75
Toronto, Ont.....	18
Vancouver, B. C.....	82
Washington, D. C.....	24
Wheeling, W. Va.....	15
Winnipeg, Man.....	29

Note—Certain limited trains make the time to Baltimore, 21 hours; Boston, 24; Newark, N. J., 18; New York, 18; Philadel-

phia, 17; Pittsburg, 9, and Washington, D. C., 22.

## CHICAGO RECEIPTS AND SHIPMENTS (1899-1905).

[From board of trade reports.]

## RECEIPTS.

ARTICLE.	1899.	1900.	1901.	1902.	1903.	1904.	1905.
Pork, brls.....	1,635	8,883	4,681	9,824	4,194	10,452	12,320
Other meats, lbs.....	197,603,530	197,203,914	162,455,039	111,437,941	159,049,982	200,221,000	274,012,012
Lard, lbs.....	62,834,052	60,632,245	71,504,709	40,758,916	35,993,461	54,549,592	84,653,195
Butter, lbs.....	230,986,895	244,385,190	253,809,243	219,232,542	232,032,484	249,024,146	271,914,803
Wool, lbs.....	56,126,759	53,128,431	94,950,436	107,610,327	61,211,057	72,638,060	43,521,605
Hides, lbs.....	88,576,991	101,361,226	116,072,228	154,984,487	115,561,227	165,739,850	155,346,635
Flaxseed, bu.....	6,616,626	4,896,513	4,584,735	1,254,780	3,618,304	3,337,313	2,890,241
Other seeds, lbs.....	84,225,909	2,787,295	57,625,250	58,174,216	78,381,648	88,732,907	73,589,943
Salt, bris.....	2,252,172	2,787,084	3,065,391	856,966	2,332,114	2,005,159	1,984,199
Coal, tons.....	8,668,056	8,899,657	9,439,952	1,577,757	.....	.....	.....
Lumber, 1,000 ft.....	1,632,531	1,596,746	1,987,580	887,372	1,711,348	1,670,272	2,193,540
Eggs, cases*.....	2,006,100	2,475,473	2,783,709	2,659,340	3,279,248	3,113,858	3,117,221
Flour, bris.....	5,800,139	9,313,591	10,232,283	7,395,207	7,760,227	8,839,227	7,944,955
Wheat, bu.....	30,971,547	48,048,298	51,137,870	37,940,953	27,124,585	24,457,340	26,839,012
Corn, bu.....	133,776,350	134,663,456	81,136,637	50,622,907	98,545,534	100,543,207	110,823,444
Oats, bu.....	110,775,632	105,226,761	90,632,152	78,879,800	88,588,386	73,023,119	92,486,761

## SHIPMENTS.

Pork, brls.....	203,454	259,238	218,364	189,609	675,795	113,850	144,909
Other meats, lbs.....	863,363,437	791,021,932	767,967,660	660,680,190	580,282,643	652,534,606	754,942,965
Lard, lbs.....	505,834,067	479,773,941	483,379,116	382,498,069	371,000,959	336,789,903	405,629,825
Butter, lbs.....	196,270,910	208,536,699	245,498,028	201,787,285	197,620,859	249,359,634	254,130,889
Wool, lbs.....	73,692,066	47,233,567	102,705,779	107,610,327	73,543,531	73,316,559	46,757,734
Hides, lbs.....	135,306,020	127,967,505	169,090,237	154,984,487	115,561,227	197,469,251	173,406,223
Flaxseed, bu.....	3,093,943	3,206,481	1,221,097	1,254,780	547,367	676,281	288,652
Other seeds, lbs.....	76,079,526	68,625,168	60,287,111	58,174,216	76,304,807	71,196,146	54,210,439
Salt, bris.....	1,005,308	732,759	432,055	356,966	488,570	375,833	332,920
Coal, tons.....	1,514,040	1,454,770	1,404,564	1,577,757	.....	.....	.....
Lumber, 1,000 ft.....	736,701	769,451	892,983	887,372	803,846	821,008	956,377
Eggs, cases*.....	909,920	1,236,758	1,341,721	1,463,512	1,699,302	1,635,577	2,030,339
Flour, bris.....	5,421,548	7,396,757	7,939,149	5,839,441	5,834,871	7,267,896	7,361,867
Wheat, bu.....	10,784,168	36,619,956	45,521,951	30,218,807	24,369,548	17,957,416	13,922,714
Corn, bu.....	116,552,096	111,099,653	64,101,873	45,557,999	90,179,115	75,181,758	91,153,342
Oats, bu.....	85,982,204	77,554,635	76,340,619	58,030,291	63,539,179	47,303,901	66,131,725

\*Thirty dozen in each.

## IMPORTS OF MERCHANDISE INTO CHICAGO.

Value of imported merchandise entered for consumption and withdrawals from warehouse, with the amount of duties collected thereon in 1905.

Articles.	Value.	Duty.	Articles.	Value.	Duty.
Am. whisky returned..	\$23,280	\$25,004.43	Lead, in ore.....	\$673,352	\$672,753.72
Articles free of duty..	2,263,770	.....	Leather, mfrs. of.....	459,558	215,958.35
Ale, beer and porter..	84,204	39,781.93	Lumber, sawed.....	242,724	32,466.07
Artists' materials.....	15,135	4,540.50	Maple sugar.....	42,997	19,836.04
Art works.....	29,217	5,106.85	Metal, mfrs. of.....	349,327	149,049.85
Books, music, etc.....	64,917	16,229.25	Milinery goods.....	405,369	168,324.40
Brushes.....	71,727	28,690.80	Musical instruments...	296,606	133,472.70
Champagne.....	297,332	175,936.06	Oils.....	137,759	44,914.67
Cheese.....	262,893	110,950.50	Paints.....	17,281	6,009.45
Chemicals, drugs, etc..	334,795	88,636.50	Paper and mfrs. of.....	222,434	65,016.19
China, glassware.....	950,707	556,182.11	Pickles and sauces....	84,145	25,635.00
Cigars.....	50,005	45,595.75	Plate window glass....	156,081	125,463.36
Clocks, watches.....	401,262	98,743.30	Rice, cleaned.....	1,873	1,219.94
Cocoa, chocolate.....	46,750	6,733.42	Rubber and mfrs. of..	24,000	7,324.00
Cutlery.....	26,952	14,123.88	Salt.....	67,194	18,933.60
Diamonds, prec. stones.	133,209	13,498.50	Seed and plants.....	88,153	25,374.58
Dry goods.....	6,893,759	3,797,151.18	Smokers' articles.....	10,323	6,167.30
Fish, all kinds.....	584,694	103,104.74	Spices.....	6,771	3,241.62
Fruits and nuts.....	347,518	165,412.38	Sprits, brandy, etc....	453,816	504,111.24
Furs, dressed.....	114,400	31,075.50	Stone, marble, mfrs. of	5,483	2,741.50
Gelatin and mfrs. of..	3,642	1,234.22	Sugar, cane and beet..	200	120.34
Guns and firearms.....	83,536	41,736.15	Tea.....	2,710,862	.....
Hops.....	42,415	9,812.25	Tinplate.....	55,866	32,583.06
Inks.....	2,856	714.00	Tobacco, leaf.....	1,061,545	991,393.45
Iron and steel mfrs....	180,652	53,713.21	Toys and dolls.....	117,261	41,041.35
Iron and steel wire rope	14,115	5,942.84	Varnish.....	1,179	1,455.27
Jewelry.....	47,130	28,278.00	Wines, still.....	248,262	89,471.88
			Wood, mfrs. of.....	77,205	22,599.40
			Miscellaneous articles..	759,712	244,660.00
			Total, 1905.....	22,138,080	9,119,971.38
			Total, 1904.....	18,616,188	7,749,361.32

## CHICAGO APPROPRIATIONS FOR 1906.

Mayor's office.....	\$33,361.94	Interest and sinking fund.....	\$2,288,368.40
City council.....	111,500.00	From water fund—	
Transportation committee.....	15,999.98	Commiss'ner pub-	
Committee on lighting.....	6,983.88	lic works.....	\$23,247.00
Charter convention.....	12,000.00	Finance depart-	
City clerk.....	59,313.50	ment—office....	12,530.00
Corporation counsel.....	163,075.77	Dept. supplies....	24,304.00
City prosecuting attorney.....	29,582.50	Bureau engin'g....	4,351,644.61
City attorney's office.....	129,878.10	Bureau of sewers..	725,682.60
Finance department—		Bureau of water..	578,312.55
Comptroller's office..\$94,933.00		Bureau of maps..	18,375.00
Tax loan interest....265,000.00		Finance dept.—	
Miscellaneous.....378,452.57		miscellaneous... 522,394.94	
Judgments.....312,549.55		Board of local	
Interest on judgments 35,000.00		improvements.. 51,418.74	
Hospitals.....15,000.00		City att'y's office 50,000.00	
City buildings, etc.. 18,500.00		Corporation coun-	
City markets.....3,045.00		sel's office..... 16,250.00	
Cattle pounds.....5,140.00			
Cost tax collection..210,000.00		Total from water fund.....	6,374,159.44
Mayor's contingent		Board of education—	
fund.....75,000.00		Buildings, etc.... 2,600,000.00	
	1,412,620.42	Educational pur-	
City collector's office.....	70,922.41	poses.....10,225,000.00	
Public works department—		Bonds and Int'est 68,500.00	
Commiss'ner's office \$2,583.00		Special assessm'ts 40,000.00	
Engineer'g bureau..2,111,723.68			
Bureau of streets..1,908,889.51		Total board of education... 13,033,500.00	
Bureau of sewers.. 371,125.84		Public library.....425,000.00	
Bureau of maps.... 6,125.00			
Bureau public bldgs. 92,984.42		GENERAL RECAPITULATION.	
Miscellaneous..... 65,773.25		For corporate purposes.....\$18,072,263.47	
	4,559,204.70	Sinking fund and interest..... 2,288,368.40	
Election commissioners.....	362,470.83	From water fund.....6,374,159.44	
Civil-service commission.....	48,883.94	School purposes.....13,033,500.00	
Department of supplies.....	13,965.00	Public library.....425,000.00	
Police department.....	4,610,187.96		
Police court expense.....	120,300.00	Total all appropriations..... 40,193,291.31	
Municipal courts.....	60,333.33	Total for 1905.....36,782,270.32	
House of correction.....	284,235.43	ESTIMATED INCOME FOR 1906.	
Fire department.....	2,788,803.15	Balance on hand Dec. 31, 1905.. \$888,584.00	
Building department.....	86,915.70	From taxes.....7,343,849.25	
Health department.....	457,645.05	From bonds.....2,279,787.00	
City physician.....	4,230.00	Miscellaneous sources.....9,664,379.79	
Track elevation department....	5,800.00		
Boiler inspection department... 49,600.00		Total.....20,171,600.04	
City sealer's office.....20,287.30		ESTIMATED INCOME FROM WATER	
Board examining engineers..... 11,645.00		FUND.	
Board local improvements..... 648,426.54		Balance on hand Dec. 31, 1905.. \$990,702.96	
Department of electricity..... 1,805,187.96		Water office collections.....4,098,296.32	
Special park commisslon..... 79,412.08		Rent Rookery ground.....35,000.04	
Finance committee fund..... 9,500.00		Miscellaneous receipts.....86,266.08	
Total.....	18,072,263.47	Total.....	5,210,265.40

## BOARD OF TRADE.

Jackson boulevard and LaSalle street.  
 President—Walter Fitch.  
 Vice-President—James C. Rogers.  
 Secretary—George F. Stone.  
 Treasurer—Ernest A. Hamill.  
 Directors—Terms expire 1907: Paul Tietgens,  
 J. H. Ware, A. S. White, John T. Sichel,  
 James Creighton. Terms expire 1908: H.  
 M. Sager, J. F. Barrell, John F. Harris,

Edward Andrew and James Bradley.  
 Terms expire 1909: Joseph P. Griffin,  
 James Pettit, John J. Stream, James E.  
 Bennett and Henry Zeiss.

A gallery is set apart for the use of visitors. The trading hours are from 9:30 a. m. to 1:15 p. m., except on Saturday, when the closing hour is 12 o'clock noon.

## MUNICIPAL MUSEUM OF CHICAGO.

In public library building, Washington street and Michigan avenue.

President—George E. Vincent.  
 Secretary—E. G. Rutzahn.  
 Director—Lenora A. Hamlin.

Treasurer—Charles L. Hutchinson.  
 Admission—Free. Hours: 10 a. m. to 5:30  
 p. m. daily except Sundays and holidays.

## PRINCIPAL LIBRARIES OF CHICAGO AND EVANSTON.

## CHICAGO PUBLIC LIBRARY.

Michigan avenue and Washington street.

Board of Directors—James F. Bowers, president; Bernard J. Cigrand, vice-president; Z. P. Brosseau, John W. Eckhart, Robert J. Roulston, John L. Novak, Graham Taylor, Julius Stern, Antonio Lagorio.

Standing Committees (1906-1907)—Library: Brosseau, Cigrand, Stern, Administration: Roulston, Eckhart, Lagorio. Delivery stations: Cigrand, Brosseau, Taylor. Buildings and grounds: Novak, Cigrand, Stern. Finance: Eckhart, Novak, Taylor. By-laws: Stern, Roulston, Lagorio.

Meetings—Regular meetings of the board are held at 8 p. m. on the second and fourth Mondays of each month.

Secretary—William B. Wickersham.

Librarian—F. H. Hild.

Hours—Circulating department open 9 a. m. to 6:30 p. m.; Sundays, closed; reading

room and reference department, 9 a. m. to 10 p. m.; Sundays, 9 a. m. to 6 p. m.

The public library is free to all residents of the city. Books may be borrowed for home reading either at the main building downtown or at any of the various delivery stations. The only requirement is that the borrower must furnish a certificate signed by a property owner guaranteeing the library against loss.

At the close of the library year, May 31, 1906, the public library contained 323,610 volumes. The aggregate circulation for the year was 2,080,995 volumes, which does not include the use of books kept on the open shelves nor the periodicals and newspapers used in the reading rooms.

Following is a list of the delivery stations:

- NORTH.
1. 378 Orleans-st.
  2. 633 Larrabee-st.
  3. 477 Lincoln-av.
  4. 2517 N. Hermitage-av.
  5. 1723 N. Lincoln-av.
  6. 226 North-av.
  7. 4810 N. Clark-st.
  8. 701 Belmont-av.
  9. ....
  10. 1617 N. Clark-st.
  11. 1956 N. Halsted-st.
  12. 1220 Argyle-st.
  13. 1920 Evanston-av.

## SOUTH.

1. 154 22d-st.
2. 190 31st-st.
3. 3961 Cottage Grove-av.
4. 663 W. 43d-st.
5. 49th-st. and Lake-av.
6. 543 W. 63d-st.
7. 2876 Archer-av.
8. 9155 Commercial-av.
9. 9901 Ewing-av.
10. 72d-st. and Normal-av.
11. 531 E. 55th-st.
12. 3841 State-st.
13. 540 47th-st.

14. 759 W. 120th-st.
15. 11100 Michigan-av.
16. 246 W. 69th-st.
17. 413 63d-st.
18. 1079 75th-st.
19. 45th-st. & Marshfield-av.
20. 8670 Vincennes-av.
21. 5524 Halsted-st.
22. 7018 Cottage Grove-av.
23. 33d-st. and Shields-av.
24. ....
25. 12 Arcade bldg., Pullman.

## WEST.

1. 485 S. Clinton-st.
2. 547 Grand-av.
3. 770 W. Madison-st.
4. 821 S. Ashland-av.
5. 1202 Milwaukee-av.
6. 355 S. Western-av.
7. 862 N. California-av.
8. 1520 Ogden-av.
9. 21 Blue Island-av.
10. 2620 W. Madison-st.
11. 1195 W. Irving Park-bd.
12. 1269 W. Madison-st.
13. 1827 N. Kedzie-av.
14. 1502 N. Rockwell-st.
15. 2738 N. 47th-av.

16. 2092 W. 26th-st.
17. 1681 W. 12th-st.
18. 1802 Milwaukee-av.
19. 537 W. Madison-st.
20. 781 W. 12th-st.
21. 902 Ogden-av.
23. 1684 W. North-av.
24. 180 Grand-av.
25. 115 N. Park-av. (Austin).
26. 2511 W. Lake-st.
27. 1598 Armitage-av.
28. 1555 Harrison-st.
29. 149 N. Kedzie-av.
30. 867 W. 22d-st.
31. 22d-st. and Troy-av.
22. 285 N. Lawndale-av.

## BRANCH READING ROOMS.

1. 1202 Milwaukee-av.
2. 3841 State-st.
3. 226 North-av.
4. 543 Blue Island-av.
5. 21 Blue Island-av.
6. 510 W. Madison-st.

## BRANCH LIBRARY.

49th street and Lake avenue (T. B. Blackstone memorial branch).

## THE JOHN CRERAR LIBRARY.

87 Wabash avenue, 6th floor.

President—Judge Peter S. Grosscup.

Vice-Presidents—Henry W. Bishop and Thomas D. Jones.

Secretary—Leonard A. Busby.

Treasurer—William J. Louderback.

Librarian—Clement W. Andrews.

Board of Directors—E. W. Blatchford, Robert T. Lincoln, Henry W. Bishop, Albert Keep, John M. Clark, Frank S. Johnson, Peter S. Grosscup, Marvin Hughtitt, Thomas D. Jones, John J. Mitchell, Leonard A. Busby, Robert Forsyth, Chauncey Keep and the mayor and the comptroller of the city of Chicago, ex officio.

Hours—The library is open daily, except Sunday, from 9 a. m. to 10 p. m.

The John Crerar library contained in October, 1906, 194,000 volumes and 50,000 pamphlets on the social, physical, natural and medical sciences and their applications. They cannot be taken from the library, but

may be freely consulted by all who wish to do so. The department of medical sciences is in the Newberry library building.

## THE NEWBERRY LIBRARY.

North Clark street and Walton place.

President—E. W. Blatchford.

Librarian—John Vance Cheney.

Secretary—Jesse L. Moss.

Trustees—George E. Adams, Edward E. Ayer, Eliphalet W. Blatchford, Franklin H. Head, David B. Jones, Bryan Lathrop, George Manierre, Horace H. Martin, Gen. Walter C. Newberry, John A. Spoor, Lambert Tree, John P. Wilson, Moses J. Wentworth.

Hours—From 9 a. m. to 10 p. m. every day except Sunday.

The Newberry library, Oct. 1, 1906, contained 218,525 books and pamphlets. These are not circulated, but are kept for reference purposes. The library is open to the public.

**EVANSTON PUBLIC LIBRARY.**

City hall, Evanston.

Free to residents of Evanston and open to others on payment of an annual fee of \$2.50, or 50 cents a month. Reference department free to all. Library open from 9 a. m. to 9 p. m. week days, and reading room from 2 to 6 p. m. Sundays and holidays. Number of volumes June 1, 1906, 38,811. Librarian, Mary B. Lindsay.

**LEWIS INSTITUTE.**

West Madison and Robey streets.

The Lewis institute library contains about 13,500 volumes. The public is admitted to the reading room, but books are loaned only to instructors and students. Throughout the school year the library is open from 8 a. m. to 5:30 p. m. daily except on Saturday, when it closes at 3 p. m.; during the session of the night school the hour for closing is 9:30 p. m. Librarian, Miss Frances S. Talcott.

**UNIVERSITY OF CHICAGO LIBRARY.**

At the university, 58th street and Ellis avenue.

This library contains about 447,166 volumes and 165,000 pamphlets. It is primarily for the use of the students at the university, but others may have all the privileges upon the payment of a fee. Properly accredited scholars visiting Chicago will receive complimentary cards for a term of four weeks or less upon application. The reading room is open to all and contains a substation of the Chicago public library. The librarian is Zella Allen Dixon, L. H. D.

**CHICAGO HISTORICAL SOCIETY LIBRARY.**

Dearborn avenue, corner Ontario street.

Acting President—Franklin H. Head.  
First Vice-President—Thomas Dent.  
Second Vice-President—Lambert Tree.  
Treasurer—Orson Smith.  
Librarian—Caroline M. McIlvaine.  
Secretary—James W. Fertig.  
Executive Committee—Franklin H. Head, Edward E. Ayer, Joseph T. Bowen, William A. Fuller, Charles F. Gunther, Samuel H. Kerfoot, Jr., George Merryweather, Otto L. Schmidt.

The library, museum and portrait gallery are open to the public from 9 a. m. to 5 p. m. on week days. It is a repository of matter relating to the history of the northwest, particularly of Chicago. It contains some 40,000 volumes and 75,000 pamphlets and a large collection of maps, views, etc., illustrative of the development of Illinois and the central west.

**NORTHWESTERN UNIVERSITY LIBRARY.**

Evanston, Ill.

The Northwestern university library contained 63,205 bound volumes and 41,000 pamphlets May 1, 1906. The library is open during the college year from 8 a. m. to 9 p. m. daily, except Sunday, and during the summer vacation from 8 a. m. to 12 m. and from 1:30 to 5 p. m.

**PULLMAN PUBLIC LIBRARY.**

73 to 77 Arcade building, Pullman, Ill.

Contains 10,000 volumes. Library open from 9:30 a. m. to 5:30 p. m. and in the evenings

from 6:45 to 9 o'clock. Acting librarian, Bertha S. Ludlam; assistant librarian, Miss Isabel Ludlam.

**GARRETT BIBLICAL INSTITUTE LIBRARY.**

Evanston, Ill.

This is a reference library of theology for the use of the faculty and students of the institute, but open to the public October to June, from 9 a. m. to 4 p. m. Oct. 1, 1906, the library contained 23,850 volumes. Librarian, Doremus A. Hayes.

**HAMMOND LIBRARY.**

43 Warren avenue.

The Hammond library of the Chicago Theological seminary contains about 30,000 volumes. It is intended for the use of the faculty and students of the Chicago Theological seminary, but may be consulted by clergymen and others. The library is open on week days from September to May from 9 a. m. to 12 m. and from 1 to 5 p. m. and except on Saturdays from 7 to 10 p. m. Acting librarian, Florence M. Freeman.

**RYERSON LIBRARY.**

Art institute, Michigan avenue and Adams street.

The Ryerson library of the Art institute is devoted exclusively to works on fine art. It contains more than 4,600 bound volumes and a collection of 16,000 Braun autotypes. Open every day except Sundays and holidays from 9 a. m. to 5 p. m. The library is primarily for the students of the institute, but is practically a free reference library on fine art. Librarian, Jessie L. Forrester.

**ACADEMY OF SCIENCES LIBRARY.**

In Lincoln park.

Consists principally of the publications of learned societies of this and other countries and is especially rich in the literature of photography, zoology, geology and allied sciences. Oct. 1, 1906, the library contained over 25,700 volumes and pamphlets. Open from 9 a. m. to 5 p. m. on week days.

**ST. IGNATIUS' COLLEGE LIBRARY.**

413 West 12th street.

Intended chiefly for the faculty and students of the college, but may be consulted by others on applying to the librarian. Open from 8 a. m. to 4 p. m. The library contains about 20,000 volumes. Four lending libraries are attached containing over 10,000 volumes for the use of special societies, making the total 30,000 volumes. Librarian, James O'Meara, S. J.

**WESTERN SOCIETY OF ENGINEERS.**

Rooms 1734-1741 Monadnock block.

The library is intended for the members of the society, but others may consult it from 9 a. m. to 5 p. m., except Sundays and holidays. It contains over 6,000 volumes, chiefly on engineering and technical subjects. Librarian, J. H. Warder.

**CHICAGO LAW INSTITUTE.**

1603 Fort Dearborn building.

President—Nicholas W. Hacker.  
Secretary—Alfred E. Barr.



Treasurer—Clarence A. Burley.  
 Librarian—William H. Holden.  
 The library is exclusively for the use of the legal profession. It contains about 42,000 volumes.

**FIELD MUSEUM LIBRARY.**  
 Jackson park.

The museum library occupies three rooms in the north end of the building and is open

to the public every week day from 9 a. m. to 4:30 p. m. The library is a scientific one and is designed for reference purposes only.

In the reading room the magazines are accessible without application. Visitors can consult books by making application to the librarian.

The library on Sept. 30, 1906, contained approximately 37,000 books and pamphlets. Librarian, Elsie Lippincott.

**MAYORS OF CHICAGO.**

Their politics and order and year of election.

NAME.	Party.	Elected	Died.	NAME.	Party.	Elected	Died.
No.				No.			
1. William B. Ogden...	Democratic..	1837	1877	26. Francis C. Sherman..	Democratic..	1862	1870
2. Buckner S. Morris...	Whig .....	1838	1879	27. Francis C. Sherman*	Democratic..	1863	1870
3. Benj. W. Raymond...	Whig .....	1839	1883	28. John B. Rice.....	Republican..	1865	1874
4. Alexander Lloyd...	Democratic..	1840	1872	29. John B. Rice.....	Republican..	1867	1874
5. Francis C. Sherman...	Democratic..	1841	1870	30. Roswell B. Mason....	People's.....	1869	1892
6. Benj. W. Raymond...	Democratic..	1842	1883	31. Joseph Medill.....	Citizens'....	1871	1899
7. Augustus Garrett...	Democratic..	1843	1848	32. Harvey D. Colvin....	People's.....	1873	1892
8. Alton S. Sherman...	Democratic..	1844	1903	33. Monroe Heath.....	Republican..	1876	1894
9. Augustus Garrett...	Democratic..	1845	1848	34. Monroe Heath.....	Republican..	1877	1894
10. John P. Chapin...	Whig .....	1846	1864	35. Carter H. Harrison, Sr	Democratic..	1879	1893
11. James Curtiss.....	Democratic..	1847	1860	36. Carter H. Harrison, Sr	Democratic..	1881	1893
12. Jas. H. Woodworth...	Dem.-Whig ..	1848	1869	37. Carter H. Harrison, Sr	Democratic..	1883	1893
13. Jas. H. Woodworth...	Dem.-Whig ..	1849	1869	38. Carter H. Harrison, Sr	Democratic..	1885	1893
14. James Curtiss.....	Democratic..	1850	1860	39. John A. Roche.....	Republican..	1887	1904
15. Walter S. Gurnee....	Democratic..	1851	1903	40. De Witt C. Cregier...	Democratic..	1889	1898
16. Walter S. Gurnee....	Democratic..	1852	1903	41. Hempst'd Washburne	Republican..	1891	.....
17. Charles M. Gray.....	Democratic..	1853	1885	42. Carter H. Harrison, Sr	Democratic..	1893	1893
18. Isaac L. Milliken....	Democratic..	1854	1889	43. John P. Hopkins....	Democratic..	1893	.....
19. Levi D. Boone.....	Knownothing	1855	1882	44. George B. Swift.....	Republican..	1895	.....
20. Thomas Dyer.....	Democratic..	1856	1862	45. Carter H. Harrison, Jr	Democratic..	1897	.....
21. John Wentworth....	Rep-Fusionist	1857	1888	46. Carter H. Harrison, Jr	Democratic..	1899	.....
22. John C. Haines.....	Republican..	1858	1896	47. Carter H. Harrison, Jr	Democratic..	1901	.....
23. John C. Haines.....	Republican..	1859	1896	48. Carter H. Harrison, Jr	Democratic..	1903	.....
24. John Wentworth....	Republican..	1860	1888	49. Edward F. Dunne....	Democratic..	1905	.....
25. Julian S. Rumsey....	Republican..	1861	1886				

\*Two-year terms for mayor began in 1863. †"Fire-Proof" ticket.

**CHICAGO THEATERS.**

Seating capacity given in parentheses.  
 Academy (1,467)—83 Halsted.  
 Alhambra (1,461)—State and Archer.  
 Auditorium (4,026)—Congress and Wabash.  
 Bijou (1,233)—167 Halsted street.  
 Bush Temple (845)—249 Chicago avenue.  
 Calumet (1,016)—3206 South Chicago avenue.  
 Casino (2,100)—Wabash and Peck court.  
 Chicago Opera House (1,347)—118 Washington.  
 Coliseum (15,000)—Wabash, near 16th.  
 Colonial (1,447)—79 Randolph.  
 Columbus (1,324)—1840 Wabash.  
 Criterion (1,233)—276 Sedgwick.  
 Enson (1,217)—42 North Clark.  
 Folly (976)—337 State.  
 Garrick (1,257)—107 Randolph.  
 Grand Opera House (1,379)—87 Clark.  
 Great Northern (1,167)—20 Quincy.  
 Haymarket (1,800)—167 W. Madison.  
 Hegewisch Opera House (330)—13305 Erie-av.  
 Howard (758)—1071 Lincoln avenue.

Humboldt (800)—Ohio and Milwaukee-av.  
 Hyde Park (378)—5500 Lake avenue.  
 Illinois (1,282)—20 Jackson boulevard.  
 International (1,390)—401 Wabash.  
 LaSalle (767)—137 Madison.  
 Majestic (1,986)—71 Monroe.  
 Marlowe (1,139)—Stewart and W. 63d.  
 McVicker's (1,868)—78 Madison.  
 New (600)—17 Van Buren.  
 Olympic (1,760)—53 Clark.  
 Orchestra Hall (2,556)—165 Michigan avenue.  
 People's (964)—Van Buren and Leavitt.  
 Powers' (1,039)—140 Randolph.  
 Pekin (739)—2700 State.  
 Star (600)—1115 Milwaukee avenue.  
 Studebaker (1,330)—203 Michigan avenue.  
 Thirty-First Street (737)—77 31st.  
 Trocadero (800)—294 State.  
 Unique (380)—249 E. 42d.  
 Vaudette (300)—910 W. 63d.

**STATISTICS OF ACCIDENTS IN CHICAGO.**

Cause.	Total.	Six mos.	Cause.	Total.	Six mos.
	1905.	1906.		1905.	1906.
Street railways .....	2,491	1,270	Miscellaneous .....	2,238	1,103
Other railways .....	1,014	417			
Teams and vehicles.....	1,464	586	Total .....	9,348	4,361
Injured by falling.....	2,141	985			

Of the accidents in 1905 840 were fatal. The figures in the table do not include injuries and casualties from personal violence or suicide.

## DEATH OF MARSHALL FIELD.

Marshall Field, the world's foremost merchant, died in New York city on the afternoon of Tuesday, Jan. 16, 1906, after an illness lasting a week. About the first of the year he contracted a slight cold and was suffering from it when he left his home in Chicago on Monday, Jan. 8, to attend to business matters in the east. On the train he became seriously ill and on his arrival in New York had to be carried from the train. He was taken to the Holland house, where he was attended by Drs. W. B. James and E. G. Janeway of New York and later by Dr. Frank Billings, his family physician, who had been summoned from Chicago. The cold developed into pneumonia, which finally proved fatal. The funeral took place in Chicago Friday, Jan. 19. The remains rest in the family lot in Graceland cemetery.

At the time of his death Mr. Field was in his 71st year. He was born Aug. 13, 1835, on a farm near Conway, Mass. Coming to Chicago in 1856 he entered the dry-goods store of Cooley, Wadsworth & Co. as a clerk. In a few years he secured an interest in the firm; then, forming a partnership with Levi Z. Leiter, he went into business for himself. He prospered and in the course of time became the leading merchant not only of Chicago but of the world, and one of the world's richest men. While he was interested in many corporations in the east and had much property in various parts of Europe, the bulk of his possessions was in Chicago and consisted chiefly of real estate, buildings and stock in banks and other concerns. No accurate statement of the total value of his estate has been made, but it is believed to approximate \$118,000,000, divided as follows:

Business in Chicago (estimated).....	\$30,000,000
Chicago real estate.....	41,000,000
New York city real estate.....	5,000,000
Pullman holdings.....	7,500,000
Northwestern railroad.....	5,000,000
Rock Island railroad.....	2,000,000
United States Steel.....	1,000,000
Chicago Edison.....	1,000,000
Chicago City railway.....	1,500,000
Merchants' Loan and Trust bank.....	1,000,000
Illinois Trust and Savings bank.....	600,000
Other Chicago bank holdings.....	400,000
Mining and farming lands.....	2,000,000
Miscellaneous stocks and bonds (estimated).....	20,000,000
Total .....	\$118,000,000

## PROVISIONS OF THE WILL.

Marshall Field's will was filed in the Probate court of Cook county Jan. 24. The document bore the date of Feb. 25, 1904, and was attested in Chicago. It embraced two codicils, one bearing the date of June 15, 1904, and the other Sept. 5, 1905. Specific bequests amounting to \$25,298,000 are made and it is provided that the residue shall be held in trust for his two grandsons, Marshall Field III, and Henry Field, aged 12 and 10 years respectively in 1906. They are the sons of Marshall Field, Jr., who died Nov. 27, 1905. Their sister, Gwendolyn, is also to participate in the trust fund, but she is to receive only one-half as much of the income as that received by each of the boys. When the elder boy shall

have reached the age of 50 the entire residuary estate will be divided between him and his brother, Marshall receiving three-fifths and Henry two-fifths. This division is provided for in the directions for a trusteeship of the residuary estate. The trustees named are the Merchants' Loan and Trust company, Chauncey Keep and Arthur B. Jones. In the event of the death of either Mr. Keep or Mr. Jones or of both William G. Beale is to become trustee.

## SPECIFIC BEQUESTS.

Following is a list of the specific bequests made in the will:

Field museum.....	\$8,000,000
Mrs. Della S. Caton Field, widow .....	Residence and contents
Mrs. Della S. Caton Field, widow.....	1,000,000
Mrs. Ethel Field Beatty, daughter.....	6,000,000
Mrs. Marshall Field, Jr., daughter-in-law, life interest in.....	1,000,000
Gwendolyn Field, 3-year-old granddaughter (in trust).....	1,000,000
Children of Marshall Field, Jr. (trust fund).....	5,000,000
Marshall Field III, 12-year-old grandson (in trust).....	% of residuary estate
Henry Field, 10-year-old grandson (in trust).....	% of residuary estate
Mrs. Henry Dibblee, sister, Chicago.....	750,000
Mrs. Bertha Dibblee King, niece.....	100,000
Mrs. Frances Dibblee Sprague, niece.....	100,000
Mrs. Minna Field Gibson, niece.....	10,000
Mrs. Florence Field Lindsay, niece.....	10,000
Mrs. Helen F. Jones, sister, Williamsburg, Mass.....	500,000
Howard James, nephew.....	250,000
Phillips James, nephew.....	250,000
Dwight James, nephew.....	50,000
Grace James Gillette, niece.....	100,000
Stanley Field, nephew.....	100,000
Norman Field, nephew.....	10,000
Mrs. Maude Field Clegg, niece.....	10,000
Mrs. Laura Field Clegg, niece.....	10,000
Mrs. Josephine Field Crosley, niece.....	10,000
Miss Nora Scott, sister of first wife.....	200,000
Mrs. Sophia Scott Earhart, Denver, sister of first wife (in trust).....	25,000
Dency L. Field, cousin.....	20,000
Lucy A. Field, cousin.....	20,000
Sarah Russell Weed, cousin.....	20,000
Hezekiah Z. Russell, cousin.....	10,000
Helen Wells Field, sister-in-law.....	25,000
Samuel G. Field, cousin.....	10,000
Carrie Childs, Montreal, Canada.....	10,000
Mrs. Harriet L. Humphrey, New Haven, Conn.....	10,000
Children of Zeno Russell, deceased cousin.....	20,000
Elizabeth D. Davis, daughter of H. G. Davis, Pittsfield, Mass.....	20,000
Mary Davis Rockwell, daughter of H. G. Davis, Pittsfield, Mass.....	20,000
Miss Frances Dickerman, New Haven.....	10,000
Duane H. Nash, cousin.....	10,000
Scott Nash, cousin.....	10,000
W. A. Arms, Conway, Mass.....	5,000
Aurora and Abby Pierce.....	20,000
Frank W. Russell, cousin.....	10,000
Mrs. J. A. Clark Ray, Hartford, Conn.....	10,000
Mrs. Louisa James, Williamsburg, Mass.....	10,000
Duane H. Nash.....	10,000

Philip H. Sheridan.....	\$10,000	Fund for old employes.....	\$100,000
Frederick J. V. Skiff.....	50,000	Each household servant employed	
Arthur B. Jones.....	100,000	five years or more.....	2,000
James Simpson.....	50,000	Each household servant employed	
Edward Nevers.....	10,000	one year or more.....	1,000
A. H. Hawxhurst.....	10,000	Chicago orphan asylum.....	25,000
Chapin A. Day.....	10,000	Old People's home.....	25,000
R. M. Hitchcock.....	5,000	St. Luke's hospital.....	25,000
Daughter of F. P. Chamberlain.....	5,000	Presbyterian hospital.....	25,000
Richard Maher.....	3,000	Graceland cemetery lot.....	50,000
Edwin Powell and wife (in trust)...	10,000	Graceland cemetery lot (mainte-	
Widow of Charles Anderson.....	5,000	nance).....	25,000
Dunford and wife (trust fund).....	10,000	Selectmen of Conway, Mass.....	5,000
Edmund Burke (in trust).....	50,000		

TAXATION IN CHICAGO.

List of the eleven boards making annual levies within the city limits:

1. STATE TAX—For state purposes. The governor, auditor and treasurer constitute the board which ascertains the rate per cent required to produce the amount of taxes levied by the general assembly. "The state school tax" is levied in the same manner. The rate for all state purposes varies from 50 to 60 cents on the \$100 assessed valuation.
2. COUNTY TAX—The county board levies the taxes for all county purposes, the aggregate of which is limited to 75 cents on the \$100.
3. CITY TAX—The city council, acting with the mayor, levies the taxes for all city purposes, which is limited to \$2 on the \$100.
4. SCHOOL TAX—The city council and the mayor make a separate levy for this purpose, which is limited to \$2.50 on the \$100.
5. LIBRARY TAX—The city council and the mayor make a separate levy for this purpose. The levy is 10 cents on the \$100.
6. SANITARY DISTRICT—The tax is levied by the board of trustees.
7. SOUTH PARK SYSTEM—The south park commissioners levy for park purposes in the towns of South Chicago, Hyde Park and Lake.
8. WEST PARK SYSTEM—The West Chicago park commissioners levy for park purposes in the town of West Chicago.
9. LINCOLN PARK—The Lincoln park commissioners are not "corporate authorities," the Lincoln park act not having been adopted by popular vote. The levy for Lincoln park is made by the county treasurer, acting as ex-officio supervisor.
10. RIDGE PARK—A small park district in Rogers Park, organized under the law providing for local park districts by popular vote. The board of five commissioners levies for the district.
11. THE NORTH SHORE PARK DISTRICT—Organized the same as Ridge Park.

By an act of the legislature approved May 11, 1901, and by the vote of the people at the spring election in 1902 the townships lying within the limits of Chicago were consolidated and the powers of the town boards transferred to the city council. This reduced the taxing boards in Chicago from eighteen to eleven as above.

TAXES LEVIED IN 1905.

Purpose.	Rate.	Taxes levied.
City corporate .....	1.800	\$4,907,049.75
City, interest and sinking funds .....	1.800	2,436,799.50
Pub. schools, educational .....	1.604	6,544,185.66
Public schools, buildings. 0.661		2,696,824.64
Public library .....	0.064	261,114.64
<b>Total city.....</b>	<b>4.129</b>	<b>16,845,974.19</b>
State .....	0.500	2,039,958.12
County .....	0.762	3,108,896.18
Sanitary district .....	0.475	1,937,960.22
Water power developm't .....	0.250	1,019,979.06
<b>Total sanitary district. 0.725</b>		<b>2,957,939.28</b>
Parks, south .....	0.680	1,688,766.90
Parks, Calumet .....	0.440	11,146.55
Parks, west .....	0.811	742,879.81
Parks, north .....	0.867	480,206.76
Parks, Evanston—		
Ridge avenue district..	0.390	1,519.62
North shore district....	0.380	3,564.77
<b>Total for parks.....</b>		<b>2,923,084.41</b>
<b>Town taxes—</b>		
West town .....	0.056	51,296.26
Evanston (part) .....	0.060	796.65
Niles (part) .....	0.090	10.24
Norwood Park (part)...	0.120	170.10
Maine .....		12.28
Lake .....		31,084.71
<b>Total for town purposes ....</b>		<b>83,370.24</b>
<b>Grand total.....</b>	<b>*6.8540</b>	<b>27,959,908.43</b>
	*Average rate.	

CATHOLIC CHURCH IN CHICAGO.

The following statistics of the Roman catholic church in the archdiocese of Chicago are from the Catholic Directory for 1906: Archbishop—1. Bishops—2. Clergy—643. Churches with resident priests—233. Missions with churches—49. Total churches—342. Seminaries—3. Students—102.

Colleges for boys—10. Academies for girls—23. Parishes with schools—189. Children attending—73,177. Orphan asylums—7. Orphans—1,052. Charitable institutions—43. Total children in catholic institutions—97,845. Catholic population—About 1,200,000.



## CHICAGO STREET-RAILWAY FRANCHISES.

In 1865 the Illinois legislature passed an act by the terms of which the charters of the North Chicago City Railway and the Chicago West Division Railway companies and the rights granted them in the streets of Chicago were extended for a period of ninety-nine years. The companies named became a part of the Union Traction company organized by Charles T. Yerkes in 1899 and which, in April, 1903, went into the hands of receivers. When it was sought to secure improved street-car service and to compel the companies to accept new franchises on terms more favorable to the city, the attorneys for the Union Traction company urged the United States Circuit court to enforce the claims under the ninety-nine year act. May 28, 1904, Judge Peter S. Grosscup announced as the decision of the court that as to all lines built under ordinances passed before May 3, 1875, when the city was incorporated under the new constitution, the ninety-nine-year-act claim was valid and that the company had the right to operate such lines until Feb. 14, 1958. As to lines built under ordinances passed after May 3, 1875, the court held that the rights of the company ended with the expiration of the twenty-year term of the "compromise" ordinance of 1853. As to certain other lines the company had the right to operate them until the city bought or found a purchaser for them.

## SUPREME COURT DECISION.

In the course of the litigation over the street-railway properties in Chicago the following cases were carried to the United States Supreme court:

No. 331—Henry A. Blair and Marshall E. Sampson, as receivers of the North Chicago Street Railroad company, and James H. Eckels and Marshall E. Sampson, as receivers of the Chicago Union Traction company, appellants, vs. the City of Chicago, et al.

No. 332—The North Chicago City Railway company, appellant, vs. Henry A. Blair, et al.

No. 333—City of Chicago, appellant, vs. John C. Fetzer, et al.

No. 334—Henry A. Blair and Marshall E. Sampson, as receivers of the West Chicago Street Railway company, and James H. Eckels and Marshall E. Sampson, as receivers of the Union Traction company, appellants, vs. the City of Chicago, et al.

No. 335—The Chicago West Division company, appellant, vs. Henry A. Blair, et al.

No. 336—City of Chicago, appellant, vs. John C. Fetzer, et al.

The decision of the Supreme court in these cases was announced Monday, March 12, 1906, when Justice Day read the following synopsis of the findings:

1. The Circuit court of the United States for the northern district of Illinois had jurisdiction to render the judgments against the Chicago Union Traction company, the North Chicago Street Railroad company and the West Chicago Street Railroad company set up in the bills afterward filed for the appointment of receivers.

2. The proceedings for the appointment of receivers were not shown to be collusive and fraudulent, and the court had jurisdiction to entertain the bill and appoint the receivers and put them in possession of the property of the railway companies.

3. The ancillary bills filed by the receivers were maintainable in aid of the court's jurisdiction to settle controversies as to the property which was to be administered and disposed of under the orders and decrees of the court.

4. The acts of 1859, 1861 and 1865 were not unconstitutional under the constitution of Illinois of 1848 in force when the same were passed.

5. The act of Feb. 6, 1865, amending the act of Feb. 14, 1859, had the effect to extend the corporate lives of the Chicago City Railway company, the North Chicago City Railway company and the Chicago West Division Railway company for the term of ninety-nine years. It affirmed the contracts with the city prescribing rights and privileges in streets of Chicago in all respects as theretofore made, including time limitations as contained in the ordinances previously passed. It recognized and continued in force the right of the city and companies to make contracts for the use of the streets upon terms and conditions including the time of occupancy, as might be agreed upon between the council and corporation.

6. Corporate privileges can only be held to be granted as against public rights when conferred in plain and explicit terms. The ambiguous phrase in the act of 1865, "during the life hereof," did not operate to extend existing contracts for the term of ninety-nine years or limit the right of the city to make future contracts with the companies covering shorter periods.

7. The amending act of 1865 had reference to the North Chicago City Railway company as well as to corporations specifically named in the first sections of the act of 1859 and 1861.

8. The ordinances of May 23, 1859, granting rights and privileges in certain streets to the Chicago City Railway company and the North Chicago City Railway company, respectively, are radically different. The grant to the former company for the south and west divisions of the city is during all the terms specified in the act of Feb. 14, 1859, which act expressly ratified the ordinance of 1858, granting the right to use the streets therein named for the term of twenty-five years and until the city shall purchase and pay for the same as set forth in said ordinance. On the north side the term granted is for twenty-five years and "no longer." The privileges conferred upon the Chicago City Railway company and its grantees were confirmed as made by the act of 1865, with the effect to continue the right of the companies to occupy the streets named in the ordinances of 1858, May 23, 1859, and similar ordinances for the term of twenty-five years and until the city shall elect to purchase and pay for the property of said railway companies. On the north side the grants being limited to twenty-five years and no longer, no such rights exist to remain in the use of the streets until purchased by the city.

9. Whatever rights existed in the streets were not lost to the companies by the acceptance of the ordinances granting a change from animal to cable or electric power in the operation of the railway.

10. The grants of the town of Jefferson, having been made after the acceptance of

the cities and villages act, are limited to the term of twenty years.

11. The grants by the supervisor of Lake View are not in perpetuity, as the Lake View road was but an extension of the north side system, which was expressly limited in the duration of its grant to the term of twenty-five years. No intention will be presumed to make an extension of this part beyond the life of the grant to the main line of the north side road.

12. The grants by the trustees of Lake View will not extend beyond the life of the corporation making them, and upon the annexation of Lake View to Chicago the further right to use the streets must be derived from grants by the council of that city under the power conferred by the cities and villages act.

The decree reversed and cause remanded for further proceedings in accordance with the views herein expressed.

A rehearing in the case was denied by the Supreme court May 14. Justices McKenna, Brewer and Brown dissented.

**UNEXPIRED FRANCHISES.**

The decision wiped out the rights of the traction companies in all the streets of Chicago except the following. The list was prepared by Glenn E. Plumb, traction counsel for the city, and shows the limit of the grants still in force. The lines which the companies have the right to operate until purchased by the city are indicated by a star (\*):

**ON THE NORTH SIDE.**

- Southport Avenue—Clybourn to Lincoln; 1915.
- Southport Avenue—Lincoln to Clark; 1914.
- Lincoln Avenue—Belmont to Foster; 1914.
- Lawrence Avenue—1914.
- Montrose Avenue—1915.
- Irving Park Boulevard—1916.
- Robey Street—1914.
- Evanston Avenue—North of Lawrence; 1914.
- LaSalle Avenue—Illinois to Monroe; 1907.
- Indiana Street—Milwaukee to State; 1915.
- Chicago Avenue—Milwaukee to river; 1911.

**ON THE SOUTH SIDE.**

- Clark Street—Randolph to Polk.\*
- State Street—Madison to 31st.\*
- Archer Avenue—State to Halsted.\*
- 22d Street—State to Cottage Grove.\*
- 18th Street—Wabash to Indiana.\*
- Cottage Grove Avenue—22d to 31st.\*

- Indiana Avenue—18th to 22d.\*
- Wentworth Avenue—22d to 39th; 1916.
- 35th Street—West of Center; 1912.
- 35th Street—State to Rhodes; 1912.
- 47th Street—East of State; 1912.
- 51st Street—West of State; 1916.
- Center Avenue—South of 47th; 1914.
- 63d Street—East of Cottage Grove; 1912.
- 63d Street—West of Ashland; 1916.
- 69th Street—East of State; 1921.
- Western Avenue—South of 39th; 1915.
- Kedzie Avenue—South of 39th; 1915.
- 59th Street—1915.
- Archer Avenue—West of 39th; 1915.

**ON THE WEST SIDE.**

- Madison Street—State to Western.\*
- Randolph Street—State to Park.\*
- Lake Street—Union Park to Western.\*
- Van Buren Street—State to Ogden.\*
- 12th Street—State to Canal.\*
- Park Avenue—Randolph to Lake.\*
- Polk Street—5th avenue to Canal.\*
- 5th Avenue—Randolph to Polk.\*
- Monroe Street—West of Canal; 1912.
- Morgan Street—1912.
- Fulton Street—1912.
- Ashland and Paulina Line—22d to Erie; 1912.
- Robey and 14th Street Line—1912.
- Western Avenue—Lake to Milwaukee; 1912.
- Western Avenue—North of Milwaukee; 1915.
- Milwaukee Avenue—North of Armitage; 1912.
- Grand Avenue—West of Western; 1912.
- Harrison Street—West of Western; 1912.
- Kedzie Avenue—1912.
- Colorado Avenue—1912.
- Lake Street—46th to 48th; 1911.
- Chicago Avenue—West of California; 1912.
- North Avenue—West of California; 1911.
- Armitage Avenue—West of California; 1914.
- 26th Street—1915.

**TRACTION VALUES.**

Sept. 17, 1906, the Union Traction and City Railway companies submitted the following as the sums for which they would be willing to sell their properties to the city. No figures were submitted by the other companies operating in Chicago.

	Union Traction.	City Railway.
Tangible property.....	\$29,294,472	\$20,103,936
Intangible property....	13,825,040	10,322,228
Totals .....	43,119,512	30,426,164
Grand total.....		73,545,676

**ONE DAY'S TRAINS IN CHICAGO.**

Nearly 1,600 passenger trains, through and suburban, arrive at and depart from the six principal railway passenger stations of Chicago in the course of each twenty-four hours. The number varies with the seasons and the demands of the traffic, but the appended figures are approximately correct according to the summer schedule in force in 1906:

Station.	Trains.
Illinois Central.....	504
Chicago & Northwestern.....	414
Union .....	277
LaSalle street.....	237
Dearborn .....	116
Grand Central.....	40
Total .....	1,588

**BEEF AND PORK PACKING IN CHICAGO.**

Years ending March 1.

Years.	No. of cattle.	No. of hogs.	Years.	No. of cattle.	No. of hogs.
1891-2.....	2,667,523	5,249,798	1898-9.....	1,663,350	8,016,679
1892-3.....	2,469,373	4,352,095	1899-1900.....	1,734,776	7,544,215
1893-4.....	2,181,366	4,219,567	1900-1.....	1,814,921	7,364,859
1894-5.....	1,958,206	5,293,202	1901-2.....	2,047,489	7,691,513
1895-6.....	1,810,593	5,490,410	1902-3.....	2,017,563	6,911,947
1896-7.....	1,756,431	5,967,595	1903-4.....	2,163,976	6,763,685
1897-8.....	1,732,296	6,747,265	1904-5.....	1,918,665	6,044,758

## DISPENSARIES.

- Alexian Brothers' Hospital—Belden and Racine avenues.  
 American Medical Missionary—3558 Halsted; all hours.  
 Bennett Free—412 Fulton; open 1:30 to 3 p. m. except Sundays.  
 Central Free—West Harrison and Wood; 9 a. m. to 5 p. m., except Sundays.  
 Chicago Clinic—904 Masonic Temple.  
 Chicago Clinical School Free—819 West Harrison; daily, 9 a. m. to 6 p. m.  
 Chicago Eye and Ear—1405, 126 State; 9:30 a. m. to 1 p. m.  
 Chicago Lying-In—Maxwell and Newberry and 192 W. Division.  
 Chicago Medical Mission—472 State; 6 a. m. to 7 p. m. daily.  
 Chicago Policlinic—176 Chicago avenue; 8:30 a. m. to 5 p. m. daily.  
 Chicago Public—Dearborn and 24th; all day.  
 Dunkard Mission—185 Hast gs.  
 German Hospital—Larrabee and Grant place; 9 a. m. to 4 p. m., except Sundays.  
 Hahnemann College Free—2811 Cottage Grove avenue; all day.  
 Harvey Medical College—169 Clark and 230 Ewing.  
 Hering College—352 S. Wood; 8 a. m. to 8 p. m., except Sundays.  
 Illinois Charitable Eye and Ear—121 Peoria; 1:30 to 3 p. m., except Sundays and holidays.  
 Kirkland Free—122 Halsted.
- Marcy Home—134 Newberry avenue; 1 to 4 p. m., except Sundays.  
 Mary Thompson—West Adams and Paulina; 1 to 3 p. m., except Sundays.  
 Mennonite—145 W. 18th; Mondays, 7 to 9 p. m., and Wednesdays and Fridays, 3 to 5 p. m.  
 Michael Reese Free—Groveland and 29th.  
 North Side Free—819 Lincoln avenue.  
 North Star—186 Superior; 1 to 2 p. m., except Sundays.  
 Provident—Dearborn and 36th.  
 St. Anthony's Free—28 Frankfort; daily.  
 St. Joseph's Free—360 Garfield avenue; 10 a. m. to 12 m., 3 to 5 p. m., except Sundays.  
 St. Luke's Free—1426 Indiana avenue; 1 to 2:30 p. m., except Sundays and holidays.  
 St. Mary's Mission House Free—1251 Washington boulevard.  
 South Side—2431 Dearborn; 10 a. m. to 12 m. and 2 to 4 p. m. daily.  
 United Hebrew Charities West Side Free—Morgan, near Maxwell; daily except Sundays.  
 West Side Free—Congress and Honore (College of Physicians and Surgeons); daily, except Sundays, 10 a. m. to 4 p. m.  
 Woman's Clinical—219 S. Hermitage; 1 to 3 p. m. daily.  
 Woman's Hospital of Chicago Free—Rhodes avenue and 32d; daily, except Sundays, 2 to 4 p. m.

## CONSULS AND CONSULATES CHICAGO.

- Argentine Republic—P. S. Hudson, 43 West Randolph street.  
 Austria-Hungary—Alexander Nuber, 816, 184 LaSalle street.  
 Belgium—Charles Henrotin, 914, 112 Clark.  
 Bolivia—F. W. Harnwell, 33, 107 Dearborn.  
 Brazil—S. R. Alexander, 206, 19 Washab.  
 Chile—M. J. Steffens, 57 22d street.  
 Costa Rica—B. Singer, 188 Madison street.  
 Cuba—J. J. Luis, 188 Madison street.  
 Denmark—C. H. Hanson, 407, 59 Dearborn.  
 France—Henri Merou, 1511, 59 Clark street.  
 Germany—Dr. W. Wever, 1150 First National Bank building.  
 Great Britain—Alexander Finn, 605 Pullman building.  
 Greece—N. Salopoulos, 13, 69 Dearborn.  
 Guatemala—Alfred C. Garcia, 120 Chamber of Commerce building.  
 Honduras—Berthold Singer (acting), 188 Madison street.  
 Italy—L. Airovandi, 500, 56 5th avenue.  
 Japan—Seizaburo Shimizu, 705 Chamber of Commerce.
- Mexico—Felipe Berriozabal, Jr., 400, 40 Randolph street.  
 Netherlands—George Birkhoff, Jr., 85 Washington street (consul-general).  
 Nicaragua—Berthold Singer, 188 Madison-st.  
 Norway—Frederick H. Gade, 1320, 108 LaSalle street.  
 Panama—C. Gilbert Wheeler, 500, 22 5th-av.  
 Paraguay—D. T. Hunt, 704, 204 Dearborn.  
 Persia—R. T. Crane, 519 South Canal street.  
 Peru—W. M. Flske, 215, 205 LaSalle street.  
 Portugal—S. C. Simms, 476 Kenwood terrace.  
 Russia—Baron A. A. Schlippenbach, 56 5th avenue.  
 Santo Domingo—F. W. Job, 832, 204 Dearborn street.  
 Siam—Milward Adams, Auditorium.  
 Spain—B. Singer, 716, 56 5th avenue.  
 Sweden—J. R. Lindgren, 142 Washington.  
 Switzerland—A. Hollger, 172 Washington.  
 Turkey—Charles Henrotin, 914, 112 Clark.  
 Uruguay—John Moffitt, 1614, 79 Dearborn.  
 Venezuela—Pedro Alvizua, 912, 28 Jackson boulevard.

## MUNICIPAL LODGING HOUSE.

10 North Union street.

The municipal lodging house is for the benefit of deserving poor who are temporarily out of employment. Those who are able to work are compelled to perform three hours of labor in return for lodging and breakfast. Statistics for the calendar year 1905 and the first six months of 1906 follow:

	1905.	1906.
Lodgings given.....	14,235	10,357
Meals served.....	28,707	20,904

	1905.	1906.
Situations supplied.....	4,960	4,522
Cripples received.....	528	354
Sent to county agent.....	193	103
Skilled laborers received.....	4,634	3,353
Unskilled laborers received.....	9,601	7,892
Sent to county hospital.....	100	57
Sent to bureau of charities.....	65	55
Sent to dispensary.....	972	725
Vaccinations.....	257	205

CHICAGO GRAIN STATISTICS.

The following tables show the extreme prices in each year for forty years for cash wheat, corn and oats, indicating the month in which such prices were obtained.

YEAR.	WHEAT.			YEAR.	WHEAT.		
	Lowest in	Range.	Highest in		Lowest in	Range.	Highest in
1867.....	Aug.....	\$1.55 @2.85	May.	1887.....	Aug.....	\$0.66½ @ .94½	June.
1868.....	Nov.....	1.04½ @2.20	July.	1888.....	Apr.....	.71½ @2.00	Sept.
1869.....	Dec.....	.76½ @2.47	Aug.	1889.....	June.....	.75½ @1.08½	Feb.
1870.....	Apr.....	.73½ @1.31	July.	1890.....	Feb.....	.74½ @1.08½	Aug.
1871.....	Aug.....	.99½ @1.32	Feb.,Apr.,Sep.	1891.....	July.....	.84½ @1.16	Apr.
1872.....	Nov.....	1.01 @1.61	Aug.	1892.....	Oct.....	.69½ @ .91½	Feb.
1873.....	Sept.....	.89 @1.46	July.	1893.....	July.....	.54½ @ .85	Apr.
1874.....	Oct.....	.81½ @1.28	Apr.	1894.....	July.....	.509½ @ .639½	Apr.
1875.....	Feb.....	.83½ @1.30½	Aug.	1895.....	Jan.....	.487½ @ .81½	May.
1876.....	July.....	.83 @1.29½	Dec.	1896.....	Aug.....	.53 @ .948	Nov.
1877.....	Aug.....	1.01½ @1.76½	May.	1897.....	Apr.....	.66½ @1.06	Dec.
1878.....	Oct.....	.77 @1.14	Apr.	1898.....	Oct.....	.62 @1.85	May.
1879.....	Jan.....	.815½ @1.33½	Dec.	1899.....	Dec.....	.64 @ .79½	May.
1880.....	Aug.....	.86½ @1.32	Jan.	1900.....	Jan.....	.61½ @ .87½	June.
1881.....	Dec.....	.95½ @1.43½	Oct.	1901.....	July.....	.63½ @ .77½	June.
1882.....	Jan.....	.91½ @1.40	Apr. & May.	1902.....	Oct.....	.67½ @ .95	Sept.
1883.....	Oct.....	.90 @1.13½	June.	1903.....	Jan.....	.709½ @ .98	Sept.
1884.....	Dec.....	.69 @ .96	Feb.	1904.....	Jan.....	.81½ @1.22	Sept.,Oct.,Dec.
1885.....	Mar.....	.73½ @ .91½	Apr.	1905.....	Aug.....	.77½ @1.24	Feb.
1886.....	Oct.....	.69½ @ .83½	Jan.	1906*.....	Aug.....	.69½ @ .94½	May.

YEAR.	CORN.			YEAR.	OATS.		
	Lowest in	Range.	Highest in		Lowest in	Range.	Highest in
1867.....	Mar.....	\$0.56½ @1.12	Oct.....	Aug.....	\$0.38½ @ .50	June.	
1868.....	Dec.....	.52 @1.02½	Aug.....	Oct.....	.41½ @ .74	May.	
1869.....	Jan.....	.44 @ .97½	Aug.....	Oct.....	.35½ @ .71	July.	
1870.....	Dec.....	.45 @ .91½	May.....	Sept.....	.32½ @ .53½	May.	
1871.....	Dec.....	.39½ @ .56½	Mar. & May.	Aug.....	.27 @ .51½	Mar. & Apr.	
1872.....	Oct.....	.29½ @ .48½	May.....	Oct. & Nov.	.20½ @ .43½	June.	
1873.....	June.....	.27 @ .51½	Dec.....	Apr.....	.23½ @ .405	Dec.	
1874.....	Jan.....	.49 @ .86	Sept.....	Aug.....	.37½ @ .71	July.	
1875.....	Dec.....	.45½ @ .76½	May & July.	Dec.....	.29½ @ .64½	May.	
1876.....	Feb.....	.38½ @ .49	May.....	July.....	.27 @ .35	Sept.	
1877.....	Mar.....	.375½ @ .58	Apr.....	Aug.....	.22 @ .45½	May.	
1878.....	Dec.....	.29½ @ .435½	Mar.....	Oct.....	.18 @ .72½	July.	
1879.....	Jan.....	.29½ @ .49	Oct.....	Jan.....	.19½ @ .36½	Dec.	
1880.....	Apr.....	.31½ @ .43½	Nov.....	Oct.....	.22½ @ .35	Jan. & May.	
1881.....	Feb.....	.35½ @ .76½	Oct.....	Feb.....	.24½ @ .47½	Oct.	
1882.....	Dec.....	.79½ @ .81½	July.....	Sept.....	.30½ @ .62	July.	
1883.....	Oct.....	.46 @ .70	Jan.....	Sept.....	.25 @ .43½	Mar.	
1884.....	Dec.....	.34½ @ .87	Sept.....	Dec.....	.23 @ .34½	Apr.	
1885.....	Jan.....	.34½ @ .49	Apr. & May	Sept.....	.24½ @ .39½	Apr.	
1886.....	Oct.....	.33½ @ .45	July.....	Oct.....	.27½ @ .35	Jan.	
1887.....	Feb.....	.33 @ .51½	Dec.....	Mar. & Apr.	.23½ @ .31½	Dec.	
1888.....	Dec.....	.33½ @ .60	May.....	Sept.....	.23½ @ .38	May.	
1889.....	Dec.....	.29½ @ .60	Nov.....	Oct.....	.17½ @ .26½	Feb.	
1890.....	Feb.....	.27½ @ .54½	Nov.....	Feb.....	.19½ @ .45	Nov.	
1891.....	Dec.....	.39½ @ .80	Nov.....	Oct.....	.26 @ .56½	Apr.	
1892.....	Jan.....	.37½ @1.00	May.....	Jan.....	.28 @ .345½	Aug.	
1893.....	Dec.....	.34½ @ .44½	May.....	July.....	.215½ @ .32½	May.	
1894.....	Feb.....	.33½ @ .59½	Aug.....	Jan.....	.26 @ .50	June.	
1895.....	Dec.....	.247½ @ .543½	May.....	Dec.....	.165½ @ .31½	June.	
1896.....	Sept.....	.19½ @ .805½	Apr.....	Sept.....	.143½ @ .20½	Feb. & Mar.	
1897.....	Jan. & Feb.	.213½ @ .325½	Aug.....	Feb.....	.155½ @ .237½	Dec.	
1898.....	Jan.....	.26 @ .38	Dec.....	Aug. & Sept.	.20½ @ .32	May.	
1899.....	Dec.....	.30 @ .38½	Jan.....	Aug.....	.19½ @ .28½	Feb.	
1900.....	Jan.....	.30½ @ .49½	Nov.....	Aug.....	.21 @ .26½	June.	
1901.....	Jan.....	.36 @ .623½	Nov.....	Jan.....	.23½ @ .42½	Nov.	
1902.....	Oct.....	.55 @ .88	July.....	Aug.....	.25 @ .56	July.	
1903.....	Mar.....	.413½ @ .53	July & Aug.	Mar.....	.314½ @ .45	July.	
1904.....	Jan.....	.423½ @ .58½	Nov.....	Oct.....	.28½ @ .46	Feb.	
1905.....	Jan.....	.42 @ .61½	May.....	Sept.....	.25 @ .343½	July.	
1906*.....	Feb. & Mch.	.39 @ .543½	June.....	Mar.....	.287½ @ .423½	June.	

\*Jan. 1 to Nov. 1.

CHICAGO STOCK EXCHANGE.

LaSalle and Washington streets.

President—Benjamin R. Cahna.  
Treasurer—John J. Mitchell.

Secretary—W. B. Wrenn.  
Hours—9 a. m. to 2 p. m.



PRICES OF MESS PORK AND LARD FOR FORTY YEARS.

The following table shows the lowest and highest cash prices for mess pork and prime steamed lard in the Chicago market for the past forty years and the months in which extreme prices were reached.

YEAR.	MESS PORK			LARD.		
	Lowest in	Range.	Highest in	Lowest in	Range.	Highest in
1867.	Jan.	\$18.00 @24.50	Sept.	Jan & July.	\$11.25 @13.75	Aug.
1868.	Jan.	19.62 <sup>1</sup> / <sub>2</sub> @30.00	Oct.	Jan.	11.75 @19.50	May & Sept
1869.	Jan.	27.00 @34.00	June & Aug.	Oct. & Nov.	16.25 @20.75	Feb.
1870.	Dec.	18.00 @30.50	July.	Dec.	11.00 @17.25	Jan.
1871.	Aug.	12.00 @30.00	Jan.	Nov. & Dec.	5.37 <sup>1</sup> / <sub>2</sub> @13.00	Feb.
1872.	Mar.	11.00 @16.00	July.	Dec.	7.00 @11.00	July.
1873.	Nov.	11.00 @18.00	Apr. & May.	Nov.	6.50 @ 9.37 <sup>1</sup> / <sub>2</sub>	Apr.
1874.	Jan FebMar	13.75 @24.75	Aug.	Nov.	8.20 @15.50	Oct.
1875.	Jan.	17.70 @23.40	Oct.	Nov.	11.80 @15.75	Apr. & May
1876.	Oct.	15.20 @22.75	Apr.	Sept.	9.55 @13.85	Mar & Apr.
1877.	Dec.	11.40 @17.95	Jan.	Dec.	7.55 @11.55	Jan.
1878.	Dec.	6.02 <sup>1</sup> / <sub>2</sub> @11.35	Jan.	Dec.	5.32 <sup>1</sup> / <sub>2</sub> @ 7.80	Aug.
1879.	Jan.	9.27 <sup>1</sup> / <sub>2</sub> @13.75	Dec.	Aug.	7.55 @ 7.75	Dec.
1880.	Apr.	9.37 <sup>1</sup> / <sub>2</sub> @19.00	Oct.	June	5.33 @ 7.85	Nov.
1881.	Jan.	12.40 @20.00	Sept.	Feb.	9.20 @13.00	July.
1882.	Mar.	16.00 @24.75	Oct.	Mar.	10.05 @13.10	Oct.
1883.	Sept. & Oct.	10.20 @20.15	May. [July	Oct.	7.15 @12.10	May.
1884.	Dec.	10.55 @19.50	May, June &	Dec.	6.45 @10.00	Feb.
1885.	Oct. & Nov.	8.00 @13.25	Feb.	Oct.	5.82 <sup>1</sup> / <sub>2</sub> @ 7.10	Feb. & Apr.
1886.	May.	8.20 @12.20	Dec.	May.	5.82 <sup>1</sup> / <sub>2</sub> @ 7.50	Sept.
1887.	Jan.	11.60 @24.00	May.	June & Oct.	6.20 @ 7.92 <sup>1</sup> / <sub>2</sub>	Dec.
1888.	Dec.	12.90 @16.00	Oct.	Jan.	7.25 @11.20	Oct.
1889.	Dec.	8.35 @13.37 <sup>1</sup> / <sub>2</sub>	Jan.	Dec.	5.75 @ 7.55	Jan.
1890.	Dec.	7.50 @13.62 <sup>1</sup> / <sub>2</sub>	Apr.	Dec.	5.50 @ 6.53 <sup>1</sup> / <sub>2</sub>	Apr.
1891.	Dec.	7.45 @13.00	May.	Feb.	5.47 <sup>1</sup> / <sub>2</sub> @ 7.05	Sept.
1892.	Apr.	9.25 @15.05	Dec.	Jan.	8.05 @10.60	Dec.
1893.	Aug.	10.25 @21.80	May.	Aug.	6.00 @13.20	Mar.
1894.	Mar.	10.67 <sup>1</sup> / <sub>2</sub> @14.57 <sup>1</sup> / <sub>2</sub>	Sept.	Mar.	6.45 @ 9.05	Sept.
1895.	Dec.	7.50 @12.87 <sup>1</sup> / <sub>2</sub>	May.	Dec.	5.15 @ 7.17 <sup>1</sup> / <sub>2</sub>	Jan.
1896.	Dec.	5.50 @10.85	Jan.	July.	3.05 @ 5.85	Jan.
1897.	Dec.	7.15 @ 9.00	Sept.	June	3.42 <sup>1</sup> / <sub>2</sub> @ 4.90	Sept.
1898.	Oct.	7.65 @12.30	May.	Jan. & Oct.	4.62 <sup>1</sup> / <sub>2</sub> @ 6.82 <sup>1</sup> / <sub>2</sub>	May.
1899.	May & Oct.	7.85 @10.45	Jan.	May.	4.90 @ 5.77 <sup>1</sup> / <sub>2</sub>	Jan.
1900.	Nov.	10.37 <sup>1</sup> / <sub>2</sub> @16.00	Oct.	Feb.	5.65 @ 7.40	Sept.
1901.	Jan.	12.60 @16.80	Mar.	Jan.	6.90 @10.25	Sept.
1902.	Feb. & Mar.	15.00 @18.70	July.	Feb.	9.07 <sup>1</sup> / <sub>2</sub> @11.60	Sept.
1903.	Oct.	10.95 @18.37 <sup>1</sup> / <sub>2</sub>	Mar.	Oct.	6.20 @11.00	Sept.
1904.	Sept.	10.60 @16.50	Feb.	May.	6.15 @ 7.92 <sup>1</sup> / <sub>2</sub>	Feb.
1905.	Apr.	11.70 @16.50	Oct.	Jan.	6.55 @ 8.10	Aug.
1906*.	Jan.	13.45 @20.00	July.	Jan.	7.32 <sup>1</sup> / <sub>2</sub> @ 9.80	Oct.

\*Jan. 1 to Nov. 1.

CHARITY ORGANIZATIONS.

American National Red Cross Society (Illinois branch)—President, Gov. Charles S. Deneen; secretary, Honore Palmer, 1300, 164 Dearborn street.

Associated Jewish Charities of Chicago—President, Edwin F. Meyer; secretary, Louis Eckstein, 1323, 103 LaSalle street.

Austro-Hungarian Benevolent Association—Secretary Gustave F. Fischer, 1626, 164 Dearborn street.

Chicago Bureau of Charities—President. Grauger Farwell; secretary, Daniel M. Lord; superintendent, E. P. Blecknell, 644, 79 Dearborn street.

Chicago Daily News Fresh-Air Fund—Manager, Charles M. Faye. Sanitarium, Lincoln park, foot of Fullerton avenue.

Chicago Relief and Aid Society—President, Edward M. Teall; secretary, Leverett Thompson, 51 and 53 LaSalle-st.; superintendent, Sherman C. Kingsley.

Chicago Woman's Aid Society—President, Mrs. S. H. Kirchner; secretary, Miss Alice Rose, 4710 Grand boulevard.

Children's Hospital Society—President,

Frank Billings, M. D.; secretary, Dr. Frank Churchill, 439 North State street. Hungarian Charity Society of Chicago—President, Dr. Adolph Weiner, 1341, 79 Dearborn street.

Illinois Charitable Relief Corps—President, W. J. O'Neill; secretary, Miss Alice Cashin, 70 Adams street.

Illinois Children's Home and Aid Society—President, R. J. Bennett; secretary, Rev. E. M. Williams; superintendent, H. H. Hart, 601, 79 Dearborn street.

Societe Francalse de Bienfaisance de l'Illinois—President, Paul Populorum; secretary, J. S. Townsend, 1534 Washab avenue.

Societe Francalse de Secours Mutuels—Secretary, F. Mercler, 199 South Throop street.

United Hebrew Charities—President, H. F. Hahn; general superintendent, E. Rubovits. Office, 223 26th street.

Visitation and Aid Society—President, T. D. Hurley; corresponding secretary, Miss Esther Mercer, 719, 79 Dearborn street.

Woman's Benevolent Association of Chicago—President, Mrs. F. S. Payne; secretary, Mrs. Edward Watkins, 9133 Commercial avenue.

**ART INSTITUTE.**

Lake front, foot of Adams street.

President—Charles L. Hutchinson.  
 Secretary—N. H. Carpenter.  
 Treasurer—E. A. Hamill.  
 Director—W. M. R. French.  
 Hours Open—9 a. m. to 5 p. m.  
 Free Days—Wednesdays, Saturdays and Sundays.  
 Admission on Other Days—25 cents.

The Art Institute was incorporated May 24, 1879, upon the application of Marshall Field, Murry Nelson, Charles D. Hamill, Ferd. W. Peck and George E. Adams, for the founding and maintenance of schools of art and design, the formation and exhibition of collections of objects of art and the cultivation and extension of the arts of design by any appropriate means. A building was erected at a cost of \$785,000 and was first occupied Nov. 1, 1893. The ownership is vested in the city of Chicago, while the right of use and occupancy is vested in the Art Institute so long as it shall fulfill the purposes for which it was organized.

The Art museum now ranks among the first three or four in the country. It contains the Henry Field collection of paintings, which is especially strong in works of modern French masters; the Demidoff collec-

tion of old masters, chiefly of the Dutch school, and in addition numerous American and other paintings secured by purchase or gift. There is also a large and comprehensive collection of reproductions of sculpture, the greater part of it having been donated by Mrs. A. M. H. Ellis. Reproductions of antique bronzes, of objects found at Pompeii and Herculaneum and of Egyptian antiquities are numerous, while many other fields of art are well represented. The Institute has a library of 4,000 volumes devoted exclusively to art.

The school of instruction in art practice includes departments of painting, sculpture, decorative designing and architecture. There are day and evening classes for beginners and for advanced pupils. The instructors number about 70 and the pupils will average about 2,000 a year. The tuition fees are as follows: Day school, full time for one term of twelve weeks, \$25; full time for one month, \$10; four days a week, for one term, \$23; three days a week, for one term, \$20; two days a week, for one term, \$15. Evening classes, three evenings a week, for one term, \$6; Saturday class, one term, \$5.

**MUNICIPAL ART LEAGUE.**

Incorporated Jan. 30, 1901.

President—Ralph Clarkson.  
 Secretary—James W. Pattison, Tree Studio building.  
 Treasurer—Charles L. Hutchinson.  
 Exhibition Committee—Mrs. Frederick W. Grower, chairman; Mrs. Frances C. Kendrick, secretary.

Directors—Peter B. Wight, Alfred H. Granger, Louis J. Millet, Oliver Dennett Grover, Ralph Clarkson, James W. Pattison, Charles J. Mulligan, Julia M. Bracken, Lorado Taft, Mrs. George B. Carpenter, William H. Bush, N. H. Carpenter, Stanley McCormick, Honore Palmer, J. S. Dickerson, Fred A. Bangs, west park board; Bryan Lathrop, Lincoln park

board; Henry G. Foreman, south park board.

The objects of the association are to promote the beautifying of the streets, public buildings and places of Chicago; to bring to the attention of the officials and people of the city the best methods for instituting artistic municipal improvements and to stimulate civic pride in the care and improvement of private property. The membership of the board of directors of the league includes the mayor of the city or the commissioner of public works, three park commissioners, three sculptors, three architects and three painters. The league is merely advisory and is not invested with any authority from the city.

**SOCIAL SETTLEMENTS IN CHICAGO.**

Abraham Lincoln—Oakwood and Langley.  
 Armitage—783 Armitage avenue.  
 Association House—575 West North avenue.  
 Chicago Commons—N. Morgan and Grand.  
 Christopher House—120 Fullerton-av.  
 Dearborn Center—3825 Dearborn street.  
 Eli Bates House—80 Elm street.  
 Elizabeth E. Marcy Home—134 Newberry-av.  
 Fellowship House—869 33d place.  
 Forward Movement—305 West Van Buren.  
 Frances E. Willard—133 Morgan street.

Francis E. Clark—2014 Archer avenue.  
 Frederick Douglass—3032 Wabash avenue.  
 Gad's Hill—869 West 22d street.  
 Henry Booth House—171 West 15th street.  
 Hull House—335 South Halsted street.  
 Maxwell Street—185 West 13th street.  
 Miriam Club—482 42d place.  
 Neighborhood House—1224 67th street.  
 Northwestern Univ.—Augusta and Noble.  
 Olivet House—44 Vedder street.  
 University of Chicago—4633 Ashland avenue.

**MONUMENTS IN CHICAGO.**

In Lincoln Park—Andersen, Beethoven, Franklin, Garibaldi, Goethe, Grant, LaSalle, Lincoln, Linne, Schiller, Shakespeare, Signal of Peace, The Alarm, Ken-nison.  
 In Humboldt Park—Humboldt, Lelf Ericson, Reuter, Kosciusko.  
 In Union Park—Haymarket.  
 In Garfield Park—Victoria, Burns.  
 In Lake Front Park—Logan.

In McKinley Park—McKinley.  
 Foot of 35th Street—Douglas.  
 Calumet and 18th—Fort Dearborn massacre.  
 Grand Boulevard and 51st Street—Washing-ton.

**FOUNTAINS.**

Drake—LaSalle, near Washington.  
 Drexel—Drexel boulevard, near 51st.  
 Electric—Lincoln park.  
 Rosenberg—Lake Front park, south end.

## SANITARY DISTRICT OF CHICAGO.

Offices in American Trust and Savings bank building.

## OFFICERS.

President—Robert R. McCormick, R.  
 Clerk—Stephen D. Griffin.  
 Treasurer—Fred M. Blount.  
 Chief Engineer—Isham Randolph.  
 Attorney—James Todd.  
 Marshal—Edward J. Coen.

Board of Trustees—Terms expire in 1910:  
 Robert R. McCormick, R.; Henry F. Eld-  
 mann, R.; William H. Baker, R. Terms  
 expire in 1908: George W. Paullin, R.;  
 Wallace G. Clark, R. Terms expire in  
 1912: Edward I. Williams, R.; Thomas J.  
 Healy, R.; Adolph Bergman, R.

## CHRONOLOGY.

First investigation made in 1885.  
 Sanitary bill signed May 29, 1889.  
 Sanitary district organized Jan. 18, 1890.  
 Earth broken ("shovel day") Sept. 3, 1892.  
 Lake water turned into canal Jan. 2, 1900.  
 Formal opening of canal Jan. 17, 1900.

## DIMENSIONS OF CANAL.

Length of main channel, 28.05 miles.  
 Length of river, lake to Robey street, 6  
 miles.  
 Length river diversion channel, 13 miles.  
 Width main channel, Robey street to Sum-  
 mit: Bottom, 110 feet; top, 198.  
 Width main channel, Summit to Willow  
 Springs: Bottom, 202 feet top, 290.  
 Width main channel, Willow Springs to  
 Lockport (rock section): Bottom, 160 feet;  
 top, 162.  
 Width diversion channel: Bottom, 200 feet.  
 Minimum depth of water in main channel,  
 22 feet.  
 Current in earth sections, 1¼ miles per  
 hour.  
 Current in rock sections, 1.9 miles per hour.  
 Present capacity of canal, 300,000 cubic feet  
 per minute.  
 Total amount of excavation, 42,229,035 cubic  
 yards.

## NET RECEIPTS AND DISBURSEMENTS.

From organization to Dec. 31, 1905.

## RECEIPTS.

Tax account .....	\$30,712,708.65
Tax for water power.....	2,014,730.57
Bond account .....	17,180,000.00
Interest on bank balances.....	362,785.73

Tax levy (1896).....	\$5,212.91
Dock and land rental account...	40,123.78
American Crushed Stone Co....	1,000.00
Western Stone Co.....	3,278.00

Total receipts..... 50,319,839.64

## EXPENDITURES.

Right of way.....	\$6,983,944.14
River diversion construction....	1,000,186.38
Bridges, river diversion.....	142,486.20
Main channel construction.....	18,547,408.95
Controlling works, Lockport....	331,253.65
Bridges, controlling works.....	7,873.35
Bridges, main channel.....	1,978,536.38
Joliet project.....	1,309,063.46
Bridges, Joliet project.....	271,351.16
Chicago river dredging.....	2,027,221.78
Bridges, Chicago river.....	2,498,383.03
I. & M. canal, Bridgeport.....	77,016.08
39th street pumping station....	211,604.85
Kampsville, LaGrange dams....	16,920.27
Brandon's bridge roadway.....	5,882.68
Water-power development.....	1,346,885.92
Bridges, water-power dev'p'm't.	112,362.44
Maintenance, bridges, etc.....	580,744.44
Taxes on land.....	31,767.54
Engineering department.....	2,064,007.21
Engineering power development	97,778.20
Clerical department.....	173,361.87
Law department.....	1,031,154.12
Treasury department.....	41,832.39
Police department.....	400,160.69
General account .....	876,944.19
City of Chicago.....	14,079.20
Land damages .....	76,331.84
Marine damages .....	9,647.32
Personal injuries account.....	4,087.50
Bridgeport pumping works.....	90,388.89
Special commission .....	33,075.97
Telephone line .....	12,292.13
Telephone line repairs.....	104.09
Weir, McKechny & Co.....	22,118.14
E. D. Smith & Co.....	2,400.00

Total expenditures.....	49,719,957.54
Emergency funds .....	10,400.00
Due from F. M. Blount.....	22,043.48
Due from county collector.....	45,727.38
Due from Niles collector.....	1,660.32
Balance Dec. 31, 1905.....	520,050.92

Total ..... 50,319,839.64

## MUNICIPAL PLAYGROUNDS.

Names, location and dimensions of the municipal playgrounds in Chicago:

Adams—Seminary avenue, near Center  
 street; 102 by 288 feet.  
 Chicago Avenue—Chicago avenue and San-  
 gamon street; 105 by 105 feet.  
 Grand Avenue—Morgan street and Grand  
 avenue; 90 by 60 feet.  
 Holden—Bonfield, near West 35th street; 288  
 by 102 feet.  
 Lincoln—West Chicago avenue, near Lin-  
 coln street; 200 by 125 feet.  
 Moseley—Wabash avenue and 24th street;  
 200 by 200 feet.  
 McLaren—West Polk, near Laflin street; 175  
 by 185 feet.  
 Northwestern Elevated—Alaska and Larra-  
 bee streets; 90 by 350 feet.  
 Sampson—15th street, near Loomis; 215 by  
 125 feet.

Swenle, Marshal—Polk street, near Halsted;  
 125 by 240 feet.  
 Orleans—Institute place and Orleans street;  
 240 by 108 feet.  
 Webster—Wentworth avenue and 33d and  
 LaSalle streets; 133 by 546 and 346 by 253  
 feet.

## MUNICIPAL BATHING BEACHES.

Oakdale Avenue—Lake Michigan, foot of  
 Oakdale avenue.Walker—Lake Michigan, foot of 25th street.  
 Arthur Meeker—Lake Michigan, foot of 79th  
 street.

The municipal playgrounds and bathing  
 beaches are in charge of the special park  
 commission, of which Ald. A. W. Bellfuss  
 is chairman and A. W. O'Neill secretary.  
 Office, room 118 city hall.

**LOCATION OF FIRE ENGINES AND HOOK AND LADDER COMPANIES.**

General headquarters in the city hall.

**FIRE ENGINE COMPANIES.**

No. Location.	No. Location.	No. Location.
1. 271 5th avenue.	37. Foot of LaSalle (fireboat Illinois).	68. 1185 North 4th avenue.
2. 2419 Lowe avenue.	38. 1071 Ridgeway avenue.	69. 2458 North 42d court.
3. 86 West Erie.	39. 1326 33d place.	70. 316 Eastwood avenue.
4. 524 North Halsted.	40. 83 Franklin.	71. West end Weed street bridge (fireboat Chicago).
5. 197 Jefferson.	41. Sampson's slip, Throop and Lumber (fireboat D. J. Swenle).	72. 7914 Sherman avenue.
6. 143 Maxwell.	42. 77 and 79 Illinois.	73. 8630 Emerald avenue.
7. 31 Blue Island avenue.	43. 181 Stave.	74. 10615 Ewing avenue.
8. 1931 Archer avenue.	44. 1494 West Lake.	75. 12054-56 Wallace.
9. 2527 Cottage Grove-av.	45. 4600 Cottage Grove-av.	76. 824 Cortland.
10. 339 LaSalle street.	46. 9321-23 South Chicago-av.	77. 1222 40th court.
11. 225 Michigan avenue.	47. 7541 Dobson avenue.	78. 1306 Waveland place.
12. 611 West Lake.	48. 4005 Dearborn.	79. 3179 North Ashland-av.
13. 19 Dearborn.	49. 1742 47th.	80. 108th and Stephenson.
14. 38 Chicago avenue.	50. 4649 Wentworth avenue.	81. 10458 Hoxie avenue.
15. 373 West 22d.	51. 6345 Wentworth avenue.	82. 95th street and Cottage Grove avenue.
16. 347 31st.	52. 4710 S. Elizabeth.	83. 1111 South court.
17. 80 W. Lake (double Co.).	53. 40th and Packers avenue.	84. 5690 Emerald avenue.
18. 438 West 12th.	54. 8023 Vincennes avenue.	85. 1476 West Huron.
19. 3444 Rhodes avenue.	55. 687 Sheffield avenue.	86. 17 West Cuyler avenue.
20. 73 Rawson.	56. 144 Barry avenue.	87. 8451 Commercial avenue.
21. 13 Taylor.	57. 543 Haddon avenue.	88. 3600 West 60th.
22. 458 Webster avenue.	58. Camplon island, bet. Ewing avenue and 95th-st. (fireboat Yosemite).	89. 2763 North 46th court.
23. 693 West 21st place.	59. Broadway and Dexter Park av. (U. S. yards).	90. 57 Division.
24. 544 Warren avenue.	60. 334 55th.	91. 1 Elbridge avenue.
25. 127 Canalport avenue.	61. 5300 Wentworth avenue.	92. Fullerton avenue bridge (fireboat Fire Queen).
26. 142 North Lincoln.	62. 2601 West 114th.	93. 271 5th avenue.
27. 437 Wells.	63. 6323-30 Jackson avenue.	94. 80 West Lake street.
28. 2867 Loomis.	64. 6244 Laffin.	95. 1983 Wilcox avenue.
29. 846 35th.	65. 2140 West 39th.	96. 112-114 N. Waller avenue.
30. 514 North Ashland avenue.	66. 1423 Fillmore.	97. 13359 Superior avenue.
31. 760 West Congress.	67. 2436 Fulton.	98. Chicago-av. and St. Clair.
32. 2 Washington street.		99. 3042 South 41st court.
33. 731 Clybourn avenue.		100. 6843 Jefferson avenue.
34. 19 Curtis.		
35. 782 North Robey.		
36. 243 West 25th.		

**HOOK AND LADDER COMPANIES.**

No. Location.	No. Location.	No. Location.
1. 341 LaSalle street.	11. 451 36th place.	20. 550 69th.
2. 49 West Washington.	12. 1245 West 13th.	21. 827 Belmont avenue.
3. 177 Erie.	13. 1577 N. Fairfield avenue.	22. 130-132 West Foster-av.
4. 322 23d.	14. 80 West 19th.	23. 3036 Our-st. (Jefferson).
5. 440 West 12th.	15. 4602 Cottage Grove.	24. 10400 Vincennes avenue.
6. 85 South Franklin.	16. 308 62d place.	25. 4874 N. Clark (Rogers Pk.)
7. 150 North Lincoln.	17. 9323 South Chicago-av.	26. 1985 Wilcox avenue.
8. 2865 Loomis.	18. 4738 Halsted.	27. 2603 114th street.
9. 2 Washington.	19. 273 West Chicago avenue.	28. 780 North Robey street.
10. 187 Hudson avenue.		29. 144 N. Waller street.

**FIRE INSURANCE PATROLS.**

No. Location. Telephone.	No. Location. Telephone.	No. Location. Telephone.
1. 176 Monroe. M. 1215.	4. Union Stockyds. Yds. 592.	7. 222 W. Division. Mon. 1783.
2. 214 Sangamon. Mon. 493.	5. 60 Whiting. N. 783.	8. 225 Michigan avenue.
3. 219 23d. South 772.	6. 235 Hoyne-av. W. 1226.	

**CHICAGO FIRE DEPARTMENT CHIEFS.**

Alex. Loyd.....1837-1838	C. P. Bradley.....1850-1851	R. A. Williams.....1867-1873
A. Calhoun.....1839	U. P. Harris.....1852-1853	Matt. Benner..... 1873-1879
L. Nicholl... ..1840	J. M. Donnelly.....1854	D. J. Swenle.....1879-1901
A. Sherman... ..1841-1843	S. McBride.....1855-1857	Wm. H. Musham.....1901-1904
S. E. Gale.....1844-1846	D. J. Swenle.....1858	John Camplon.....1904-1906
C. E. Peck.....1847-1848	U. P. Harris.....1859-1866	James Horan.....1906
A. Gilbert.....1849		

**GARNISHMENT LAW OF ILLINOIS.**

Section 14 of the act of 1872 as amended in 1897 and 1901 declares: "The wages for services of a wage earner who is the head of a family and residing with the same, to the amount of fifteen (15) dollars per week, shall be exempt from garnishment. All above the sum of fifteen (15) dollars per week shall be liable to garnishment." Employers are obliged to pay wages amounting to \$15 or less, notwithstanding the service of a writ of garnishment, providing the person to whom wages are due makes affidavit that he is the head of a family and is living with the same.

## MANUFACTURES IN ILLINOIS.

[From reports of the bureau of the census.]

	1905.	1900.	1905.	1900.
Establishments .....	14,921	14,374	Wages .....	\$208,405,468
Capital .....	\$975,844,799	\$732,829,771	General expenses...	172,185,567
Salaried employes...	54,521	40,964	Cost of materials...	\$40,057,316
Salaries .....	\$60,559,678	\$40,549,245	Value of products...	1,410,342,129
Wage earners .....	379,436	332,871		1,120,868,308

## SUMMARY OF LEADING INDUSTRIES (1905).

INDUSTRY.	Estab-lish-ments.	Capital.	Wage earn-ers.	Wages.	Cost of mate-rials.	Value of products
Agricultural implements.....	82	\$71,383,289	15,359	\$8,851,404	\$17,750,852	\$38,412,452
Boots and shoes.....	44	3,656,671	3,947	1,865,319	5,656,109	9,026,238
Boxes, wooden packing.....	52	4,631,953	3,637	1,549,902	4,380,389	7,363,734
Bread and bakery products.....	1,406	13,516,431	7,415	4,115,443	14,279,499	26,145,472
Carriages and wagons.....	290	10,838,860	4,186	2,320,141	4,885,773	9,798,965
Cars, railroad.....	115	28,708,951	28,131	18,035,283	35,440,729	66,417,673
Cheese and butter.....	405	5,322,352	1,735	828,577	10,708,998	13,276,533
Clay products.....	480	19,596,005	7,879	4,296,138	2,437,581	10,802,721
Clothing.....	779	22,392,250	24,973	11,996,764	33,523,635	67,439,617
Coffee and spice roasting, etc.....	25	6,488,160	953	431,889	12,482,957	15,745,057
Confectionery.....	87	3,703,861	3,587	1,169,781	4,201,876	7,645,621
Electrical apparatus.....	104	21,644,783	6,131	3,203,435	7,649,446	16,700,027
Flour and grist mill products.....	363	14,128,467	2,410	1,210,856	34,929,657	39,892,127
Foundry and machine shop products.....	793	84,497,662	36,528	21,936,853	32,071,517	79,961,482
Furniture.....	202	16,936,222	12,266	6,637,897	9,549,259	22,131,846
Gas.....	64	97,119,203	2,964	1,695,472	4,519,400	16,007,519
Glucose.....	7	9,728,911	1,933	1,235,203	12,421,034	14,532,180
Iron and steel.....	27	58,538,650	18,358	11,468,957	57,655,185	87,352,761
Leather.....	28	11,649,246	2,770	1,326,440	8,173,788	10,758,196
Liquors, distilled and malt.....	127	44,458,860	4,725	3,411,482	11,677,815	17,888,841
Lumber and timber products.....	269	6,016,586	4,495	1,904,669	3,326,460	7,081,470
Lumber, planing mill products.....	270	11,002,842	6,994	3,969,618	10,514,845	18,296,035
Malt.....	21	13,525,509	502	378,063	6,702,702	8,539,870
Musical instruments.....	56	16,470,680	7,508	3,931,669	5,397,737	13,323,358
Paints.....	39	7,828,577	1,029	595,077	6,523,137	9,434,280
Patent medicines.....	260	5,582,845	1,380	578,932	2,442,029	10,667,467
Printing and publishing.....	2,289	38,478,147	20,178	12,294,261	15,395,833	57,518,082
Slaughtering.....	68	80,477,268	26,953	14,500,777	279,854,559	317,206,082
Soaps and candles.....	34	7,604,086	1,905	886,761	9,345,061	14,156,708
Tinsmithing, etc.....	273	25,951,373	5,056	2,735,812	8,253,676	14,246,180
Tobacco, cigars, etc.....	1,788	5,157,197	6,675	3,463,018	4,109,626	11,669,485
Wire.....	4	5,413,701	1,905	1,349,684	10,051,888	14,069,566
Total.....	10,851	772,448,691	274,467	154,226,586	684,313,052	1,295,876,645
Total in 1900.....	10,414	591,306,152	240,797	118,318,447	546,387,589	882,600,596
Increase.....	437	181,142,539	33,670	35,908,139	137,925,463	240,957,259

## MANUFACTURES IN ILLINOIS CITIES AND TOWNS (1905).

Alton .....	\$8,696,314	Evanston .....	2,550,529	Moline .....	13,158,429
Aurora .....	7,329,028	Freeport .....	3,109,302	Ottawa .....	2,078,129
Belleville .....	4,356,615	Galesburg .....	2,217,772	Pekin .....	1,121,130
Bloomington .....	5,777,069	Jacksonville .....	1,981,582	Peoria .....	60,920,411
Calro .....	4,381,465	Joliet .....	33,788,700	Quincy .....	10,748,224
Champaign .....	486,229	Kankakee .....	2,089,143	Rockford .....	15,276,129
Chicago .....	955,036,277	Kewanee .....	6,729,381	Rock Island .....	5,332,967
Danville .....	3,304,120	LaSalle .....	3,158,173	Springfield .....	5,796,637
Decatur .....	8,667,302	Lincoln .....	784,248	Streator .....	1,888,894
East St. Louis.....	37,586,198	Mattoon .....	1,308,781	Waukegan .....	3,961,513
Elgin .....	9,349,274				

## ILLINOIS PROPERTY VALUATION AND TAX RATE.

Year.	Equalized assessment.	Tax rate on \$100 valuation.	Year.	Equalized assessment.	Tax rate on \$100 valuation.
1873.....	\$1,355,401,317	36 cents	1901.....	\$999,231,829	50 cents
1880.....	786,616,394	36 cents	1902.....	1,030,292,435	40 cents
1890.....	808,892,782	36 cents	1903.....	1,083,050,979	52 cents
1895.....	833,188,467	52 cents	1904.....	1,082,744,083	55 cents
1900.....	809,733,405	50 cents	1905.....	1,095,681,557	50 cents

## EXPENDITURES IN CHICAGO IN 1904 AND 1905.

[Compiled by City Statistician Hugo Grosser.]

## EXPENSES ORDINARY.

## GENERAL GOVERNMENT.

	1905.	1904.
Mayoralty .....	\$17,419.82	\$17,158.71
City council and committees .....	122,542.47	116,746.17
City clerk.....	65,526.48	57,614.42
Corporation counsel	149,063.93	106,523.74
Bureau of statistics	4,847.24	4,180.00
Prosecuting atty....	26,563.15	25,837.84
City attorney.....	114,164.83	97,906.25
Comptroller .....	72,037.90	67,438.41
Paymaster .....	9,982.20	10,886.31
City collector.....	70,056.47	55,347.22
City hall.....	74,786.73	71,871.78
Election commissioners .....	338,782.27	343,295.73
Civil service.....	36,307.53	32,174.68
Dept. of supplies.	16,102.17	15,959.81
Interest on bonded debt .....	775,460.00	571,138.22
Miscellaneous int. and exchange....	271,517.91	375,303.98
Miscellaneous .....	69,868.88	63,472.63
Judgments .....	261,469.52	.....
<b>Total .....</b>	<b>2,496,499.50</b>	<b>2,032,855.90</b>
PUBLIC SAFETY.		
Police department	3,829,569.44	3,545,923.16
Police courts.....	118,352.19	121,539.59
House of correct'n	235,107.21	227,379.91
Public pounds.....	14,205.43	13,945.07
Fire department..	1,882,483.32	1,764,341.05
Building inspection	69,848.79	63,793.13
Health dept.....	247,176.95	214,739.21
City physician....	4,177.07	4,165.46
Track elevation...	5,375.38	5,544.07
Dept. of inspection	54,459.12	51,056.84
Other pub. safety	9,945.04	9,683.85
Hospitals .....	12,000.00	12,000.00
Municipal lodging house .....	4,448.56	6,116.02
<b>Total .....</b>	<b>6,487,148.50</b>	<b>6,040,227.36</b>
PUBLIC WORKS.		
Commis'n'er's office	21,659.26	19,108.54
Bureau of maps....	23,964.24	19,792.55
Bur. of engineering	435,567.29	375,955.43
Bureau of streets.	1,527,283.52	1,407,785.44
Bureau of sewers.	302,527.81	305,275.90

	1905.	1904.
Board of local improvements .....	\$589,912.81	\$471,746.87
Dept. of electricity	755,373.99	755,205.54
Waterworks .....	1,914,488.41	1,821,355.09
<b>Total .....</b>	<b>5,570,877.33</b>	<b>5,176,225.36</b>
PUBLIC RECREATION AND ART.		
Small parks com'n	2,616.57	1,747.83
Playgrounds .....	18,921.40	16,266.77
<b>Total .....</b>	<b>21,537.97</b>	<b>18,014.60</b>
MISCELLANEOUS.		
City real estate and buildings....	18,274.15	14,137.22
Markets .....	3,436.49	3,413.92
Loss and cost collecting corporate tax (estimated)..	250,000.00	250,000.00
<b>Total .....</b>	<b>271,710.64</b>	<b>267,551.14</b>
RECAPITULATION.		
Gen. government..	2,496,499.50	2,032,855.90
Public safety.....	6,487,148.50	6,040,227.36
Public works.....	5,570,877.33	5,176,255.36
Public recreation and art.....	21,537.97	18,014.60
Miscellaneous .....	271,710.64	267,551.14
<b>Total .....</b>	<b>14,847,773.94</b>	<b>13,534,874.36</b>
EXPENSES EXTRAORDINARY.		
Gen. government..	\$22,877.99	\$399.35
Public safety.....	460,233.15	34,142.15
Public works.....	2,714,033.20	2,214,876.51
Public recreation and art.....	1,754.00	2,186.71
Judgments & cost (paid out of judgment refunding bonds) .....	.....	541,897.47
<b>Total .....</b>	<b>3,198,898.34</b>	<b>7,370,502.19</b>
RECAPITULATION.		
Total expenses, ordinary .....	14,847,773.94	13,534,874.36
Total expenses, extraordinary .....	3,198,898.34	7,370,502.19
<b>Grand total.....</b>	<b>18,046,672.28</b>	<b>20,905,376.55</b>

## BONDED CITY DEBT DEC. 1, 1906.

Municipal .....	\$1,730,000.00	Water .....	\$3,570,000.00
Sewerage .....	1,666,500.00	Judgment funding bonds.....	5,250,000.00
River improvement.....	2,605,500.00	Permanent improvement bonds.	3,000,000.00
Tunnel .....	496,000.00	General corporate purposes.....	3,400,000.00
Rogers Park.....	7,000.00	<b>Total bonds.....</b>	<b>26,018,000.00</b>
World's Fair.....	4,293,000.00		

## CHICAGO BUILDING STATISTICS.

Number of buildings erected since 1890, with estimated cost.

Year.	Buildings.	Cost.	Year.	Buildings.	Cost.
1890.....	11,608	\$47,322,100	1899.....	3,794	\$20,856,570
1891.....	11,805	54,201,800	1900.....	3,554	19,100,050
1892.....	13,194	64,740,800	1901.....	6,053	24,962,075
1893.....	8,559	28,708,750	1902.....	6,074	48,070,390
1894.....	9,755	23,863,465	1903.....	6,221	37,447,175
1895.....	8,633	35,010,043	1904.....	7,151	44,724,790
1896.....	6,444	22,730,615	1905.....	8,442	63,970,950
1897.....	5,294	21,777,230	1906*.....	5,319	36,825,245
1898.....	4,067	21,294,325			

\*Jan. 1 to July 1.

# "THE KOHLER SYSTEM"

Is a name which applies to two separate branches of our business as contracting electrical engineers and manufacturers.

1. "THE KOHLER SYSTEM" (patented) for the electrical operation of printing presses and machinery by push buttons. The pioneer installation was made by The Chicago Daily News in 1896, since which time 287 equipments have been installed on the presses of the leading American and Foreign Newspapers and Printing Establishments.
2. "THE KOHLER SYSTEM," designating the systematic manner in which we handle the details of any work pertaining to electric lighting, power and railways.

## KOHLER BROTHERS

GENERAL OFFICES:

1804-1806-1808-1810-1812 FISHER BUILDING, CHICAGO

Private Exchange Telephone Harrison 322

New York Office:  
10089 Metropolitan Life Building

56 Ludgate Hill  
London, E. C., England

## ROGERS & HALL CO.

PRINTERS OF CATALOGS, BOOKLETS,  
TRADE PUBLICATIONS and PERIODICALS

We do it all under one roof from composition to binding

DAY AND NIGHT SERVICE

Telephones: Main 587; Automatic 8359. Private Exchange All Depts.

132 MARKET STREET

## *BARTELL BROS.*

DEALERS IN

*OILS AND FURNITURE POLISH*

95 PLYMOUTH PLACE  
CHICAGO

Orders Delivered to All Parts of the City

Telephone Harrison 229

## LOCATION OF BANKS.

American Trust and Savings—Clark and Monroe.	Manufacturers'—Jackson boulevard and Clinton street.
Austin State—South Park avenue and South boulevard.	Merchants' Exchange—9141 Commercial avenue.
Avenue Bank—126 North Oak Park avenue, Oak Park.	Merchants' Loan and Trust—Clark and Adams.
Bank of Montreal—184 LaSalle.	Merchants' National—80 and 82 LaSalle.
Bank of Nova Scotia—134 Monroe.	Metropolitan Trust and Savings—LaSalle and Madison.
Bankers' National—204 Dearborn, 2d floor.	Monroe National—152 Monroe.
Calumet National—273 92d.	Mutual—Madison and Wabash.
Central Trust—152 Monroe.	National Bank of North America—184 LaSalle.
Chicago City—6225 Halsted.	National Bank of the Republic—LaSalle and Monroe.
Chicago Savings—State and Madison.	National Live Stock—Union Stockyards.
Colonial Trust and Savings—LaSalle and Adams.	North Side State Savings—North Clark and Chicago avenue.
Commercial National—Dearborn and Monroe.	Northern Trust—LaSalle and Monroe.
Continental National—LaSalle and Adams.	Northwestern Trust and Savings—814 Milwaukee avenue.
Cook County State Savings—9 and 11 Blue Island avenue.	Oak Park Trust and Savings—813, 172 Washington.
Corn Exchange—217 LaSalle.	Oakland National—3901 Cottage Grove.
Drexel State Bank of Chicago—Oakwood and Drexel.	Pearsons-Taft Land Credit—Dearborn and Madison.
Drovers' Deposit National—4201 Halsted.	People's Trust and Savings—Ashland and 47th.
Drovers' Trust and Savings—4201 Halsted.	Prairie State—110 West Washington.
Englewood—337 West 63d.	Prairie State National—159 LaSalle.
Farson, Leach & Co.—140 Dearborn.	Pullman Loan and Savings—Pullman, Ill.
Federal National—LaSalle and Madison.	Railway Exchange—15 Jackson boulevard.
First National—Dearborn and Monroe.	Ravenswood Exchange—602 Wilson avenue.
First National, Englewood—449 West 63d.	Royal Trust—169 Jackson.
First Trust and Savings—Dearborn and Monroe.	Security—409 Milwaukee avenue.
Foreman Bros.—LaSalle and Madison.	South Chicago Savings—278 92d.
Fort Dearborn—134 Monroe.	State Bank of Chicago—142 Washington.
Hamilton National—80-82 LaSalle.	State Bank of West Pullman—120th and Lowe.
Harris, N. W. & Co.—204 Dearborn.	Stockyards Savings—Exchange building, Union stockyards.
Hibernian—Clark and Monroe.	Union Trust—Dearborn and Madison.
Illinois Trust and Savings—LaSalle and Jackson.	West Side Trust and Savings—284 West 12th.
Jennings Day and Night—Dearborn and Monroe.	Western Trust and Savings—LaSalle and Adams.
Kaspar State—623 Blue Island avenue.	Woodlawn—449 63d.
Kenwood Trust and Savings—Grand boulevard and 47th street.	
Lake View Trust and Savings—Lincoln and Belden avenues.	
Lincoln Trust and Savings—Halsted and Lincoln.	

## CHICAGO BANK CLEARINGS AND BALANCES.

Year.	Clearings.	Balances.	Month.	Clearings.	Balances.
1897.....	\$4,575,693,340.54	\$457,609,040.86	June .....	\$30,267,582.59	\$70,447,807.13
1898.....	5,517,335,476.66	555,107,047.54	July .....	793,947,214.93	55,138,108.23
1899.....	6,612,313,611.00	646,147,807.07	August .....	811,856,070.98	64,650,081.36
1900.....	6,799,535,598.36	623,931,299.40	September ..	833,649,523.17	52,556,093.47
1901.....	7,756,372,455.31	690,404,179.78	October .....	915,616,034.62	55,281,633.92
1902.....	8,394,872,351.59	653,199,396.54	November ..	899,288,374.01	57,469,476.16
1903.....	8,755,553,649.93	675,022,539.58	December ..	994,617,953.72	91,616,918.63
1904.....	8,989,983,764.40	739,806,074.15			
1905.....	10,191,765,732.59	779,110,938.92	Total .....	10,191,765,732.59	779,110,938.92
CLEARINGS OF 1905 BY MONTHS.					
	Clearings.	Balances.	CLEARINGS OF 1906 (FIRST SIX MONTHS).		
Month.	Clearings.	Balances.	January .....	\$986,844,841.17	\$79,242,991.75
January .....	\$514,137,382.10	\$65,656,228.74	February .....	886,693,382.68	58,000,666.47
February .....	741,647,694.35	82,542,528.47	March .....	927,753,448.74	56,203,682.87
March .....	865,505,533.92	63,131,265.73	April .....	870,623,641.06	53,781,218.40
April .....	802,629,078.88	60,328,458.95	May .....	914,741,308.36	64,519,904.25
May .....	838,603,289.32	60,292,338.13	June .....	907,411,986.26	60,254,219.16


## INTERNAL-REVENUE COLLECTIONS IN CHICAGO.

First district of Illinois, calendar year 1905.

Collected on lists.....	\$32,431.26	Oleomargarine (1/4-cent).....	\$86,396.66
Fermented liquors.....	4,231,254.00	Oleomargarine (10-cent).....	285,572.20
Distilled spirits.....	162,245.83	Renovated butter.....	55,086.21
Cigars and cigarettes.....	651,331.35	Playing cards.....	37,635.22
Snuff .....	24,422.20		
Tobacco .....	892,729.05	Total 1905.....	6,937,232.35
Special tax.....	478,128.37	Total 1904.....	6,252,732.49




THE STEREOTYPE PLATES of All the Principal  
NEWSPAPERS of the United States are made by



Standard Autoplate...Price \$25,000

# AUTOPLATE MACHINES

THE  
CHICAGO DAILY NEWS  
USES FOUR STANDARD  
AUTOPLATES, representing  
an investment of \$100,000



Autoplate 2...Price \$7,500

HENRY A. WISE WOOD  
INVENTOR  
AND  
PATENTEE

## THE CAMPBELL COMPANY

HENRY A. WISE WOOD, President

ONE MADISON AVENUE, NEW YORK CITY

## CHICAGO WARD BOUNDARIES.

As fixed by the redistricting ordinance of Jan. 7, 1901.

1. Chicago river, 22d street, lake.
2. Twenty-second street, Clark, 26th, Princeton, 32d, Calumet, 33d, lake.
3. Thirty-third street, Calumet, 32d, Parnell, 39th, lake.
4. River, Loomis, 31st, Center, 32d place, Morgan, 33d, Halsted, 33d, Parnell, 32d, Princeton, 26th, Clark, 22d.
5. River, Illinois and Michigan canal, West 39th, Parnell, 33d, Halsted, 33d, Morgan, 32d place, Center, 31st, Loomis.
6. Hyde Park town line (39th), State, 51st, Cottage Grove, 52d, lake.
7. Fifty-second street, Cottage Grove, 51st, State, 71st, lake.
8. Seventy-first street, Jackson Park avenue projected through to the intersection of the east line of sections 26 and 35, township 37 north, range 14, along said section line to city limits, 135th street, Indiana state line, lake.
9. West 12th, Morgan, 18th, Morgan, river.
10. West 12th, Laflin, river, Morgan, 18th, Morgan.
11. West Taylor, Cypress, 12th, Hoyne, Illinois and Michigan canal, Laflin.
12. West 12th, Homan, Ogden, Clifton Park avenue, 24th, Central Park avenue, Illinois and Michigan canal, Hoyne.
13. Washington, Homan, Kinzie, 40th avenue, 12th street, Western.
14. West Chicago avenue, Homan, Washington, Ashland.
15. North avenue, Kedzie, Chicago avenue, Ashland, Division, Robey.
16. West Fullerton, Robey, Division, river.
17. West Division, Ashland, Kinzie, river.
18. West Kinzie, Ashland, Madison, Center, Van Buren, river.
19. West Van Buren, Loomis, Taylor, Laflin, 12th, river.
20. Ashland avenue, Washington, Western, 12th, Cypress, Taylor, Loomis, Van Buren, Center, Madison.
21. North avenue, Sedgwick, Division, Wells, river, lake.
22. North avenue, river, Wells, Division, Sedgwick.
23. Fullerton, Halsted, Center, Racine, Clybourn, river, North avenue, lake.
24. Belmont, river, Clybourn, Racine, Center, Halsted, Fullerton, Racine.
25. Indian boundary line, Howard, Ridge road, Devon, Clark, Irving Park boulevard (Graeceland avenue), Racine, Fullerton, lake.
26. Howard street projected, Kedzie projected, Devon projected, Western, Belmont, Racine projected, Irving Park boulevard, Clark, Devon, Ridge.
27. West Devon, 64th projected, city limits, Bryn Mawr projected, 60th projected, Irving Park boulevard, 72d projected, North avenue, Kedzie, Diversey, river, Belmont, Western.
28. Diversey, Kedzie, North avenue, Robey, Fullerton, river.
29. West 39th street projected, 48th avenue projected, 55th street, Halsted.
30. West 39th, Halsted, 55th, State.
31. West 55th, 48th avenue, 87th, Western, 79th, Loomis, 63d, State.
32. West 63d, Loomis, 79th, Western, 107th, Halsted, 103d, Stewart, 99th, State.
33. Seventy-first, State, 99th, Stewart, 103d, Halsted, 111th, Peoria, 116th, Ashland, 123d, Halsted, city limits, east line of sections 35 and 26, township 37 north, range 14, Jackson Park avenue projected.
34. West Kinzie, 46th avenue, 39th street projected, Illinois and Michigan canal, Central Park avenue, 24th street, Clifton Park avenue, Ogden, Homan, 12th street, 40th avenue.
35. West North avenue, Austin avenue, 12th, 46th avenue, Kinzie, Homan, Chicago, Kedzie.

## CHICAGO'S STREET-RAILWAY SYSTEM.

Capital (issued) and mileage of the roads operating in Chicago and vicinity.

SURFACE.		Road.		
Road.	Capital.	Miles.*	Capital.	Miles.*
Aurora, Elgin & Chicago.....	\$6,200,000	153	Suburban .....	\$1,250,000 33
Calumet Electric.....	500,000	77	Union Traction.....	58,500,000 485
Chicago & Milwaukee.....	5,000,000	100		
Chicago & Joliet.....	2,300,000	41	Total surface.....	105,104,800 1,352
Chicago Electric Traction...	2,500,000	31	ELEVATED.	
City Railway.....	18,000,000	219	Chicago & Oak Park.....	\$8,684,800 22
Des Plaines Valley.....	1,100,000	33	Metropolitan .....	16,500,000 42
General Electric.....	5,000,000	77	Northwestern .....	10,000,000 32
Southern Railway.....	800,000	21	South Side.....	10,323,800 35
Hammond & East Chicago..	510,000	25	Union (loop)†.....	5,000,000 4
North Shore.....	1,600,000	15	Total elevated.....	50,508,600 135
South Chicago.....	1,844,800	37	Grand total.....	155,613,400 1,487

\*Single track. †Owned by Northwestern elevated.

## CHICAGO STREET-RAILWAY PASSENGER TRAFFIC.

Main systems only, 1905.

Chicago City railway.....	145,500,483	Northwestern elevated.....	26,812,825
Union Traction*—		South Side elevated.....	32,969,752
North division.....	63,259,694		
West division.....	110,289,737	Total surface lines.....	319,049,914
Total Union Traction.....	173,549,431	Total elevated lines.....	121,146,507
Chicago & Oak Park elevated*....	16,005,180	Total city.....	440,196,421
Metropolitan elevated.....	45,358,750	Daily average.....	1,354,450

\*1904.

"HARRISON 298"

# The Henneberry Company

**PRINTERS AND  
EDITION BINDERS**

554 WABASH AVENUE - - CHICAGO

1837.

1907.

**S. D. CHILDS & COMPANY,**

200 Clark Street,  
CHICAGO.

ENGRAVERS, STATIONERS, LITHOGRAPHERS  
PRINTERS AND BLANK BOOK MAKERS

WEDDING  
INVITATIONS  
ENGRAVED

||| Fine Correspondence Stationery, Crests, Mono-  
grams, Address Dies, Stamping and  
Illuminating.

||| All Mail Orders Promptly Attended To. |||

SAMPLES  
SENT ON  
REQUEST

## LOUIS EMRATH, GENERAL MACHINIST,

Newspaper, Stereotype and Printing Machinery.  
Steel Type Stands and Brass Top Standing Galleys.

JOBGING A SPECIALTY.

218-220 Washington Street,  
Second Floor Rear

Telephone Main 4163.

CHICAGO.

EVERYTHING IN LOOSE LEAF GOODS.

*Exclusive Licensees for JONES' IMPROVED LOOSE LEAF GOODS.*

*The New EUREKA LEAF Made FOR ALL Binders.*

WE MAKE THE BEST BLANK BOOKS ON EARTH.

## STEVENS, MALONEY & Co.,

MANUFACTURING STATIONERS,

143 LA SALLE STREET, CHICAGO.

## CHICAGO CLUBS AND CLUBHOUSES.

- Builders'—412-418 Chamber of Commerce building; president, Addison E. Wells; secretary, Edward Kirk, Jr.
- Calumet—Michigan avenue and 20th street; president, Jacob R. Custer; secretary, Hyatt Cox.
- Casino—Edgewater and Winthrop avenues; president, W. R. Abbott; secretary, W. E. Cloyes.
- Caxton—203 Michigan avenue; president, George Merryweather; secretary, E. L. Millard.
- Charlevoix—6027 Indiana avenue; president, Paul D. Howse; secretary, F. E. Lukens.
- Chicago Athletic Association—125 Michigan avenue; president, Frank W. Teeple; secretary, Rex E. Beach.
- Chicago Automobile—243 Michigan avenue; president, John Farson; secretary, S. S. Gorham.
- Chicago Club—Michigan avenue and Van Buren street; president, John S. Runnels; secretary, George W. Montgomery.
- Chicago Woman's—203 Michigan avenue; president, Mrs. I. S. Blackwelder; corresponding secretary, Mrs. W. F. Grower.
- Chicago Yacht—Foot of Monroe street, outer harbor; commodore, W. L. Baum; secretary, Robert G. Gould.
- City Club—228 Clark street; president, Victor Elting; secretary, George E. Hooker.
- Colonial Club of Chicago—4445 Grand boulevard; president, Harry Pagin; secretary, Clarence E. Moore.
- Columbia Yacht—Lake front, foot of Randolph street; commodore, F. H. Osborn; secretary, R. T. Jones.
- Commercial—President, George E. Adams; secretary, Benjamin Carpenter, 206 South Water street.
- Duquesne—President, Leo Weil; secretary, S. A. Birkner.
- Edgewater Country—837 Winthrop avenue; president, Frank S. Beardslee; secretary, W. E. Cloyes.
- Englewood Men's Club—6323 Harvard avenue; president, James R. Sommers; secretary, E. G. Hudson.
- Englewood Woman's Club—6732 Wentworth avenue; president, Mrs. Fred King; secretary, Mrs. Charles Salmon.
- Forty Club—President, John Barton Payne; secretary, George W. Hancock, 3405 Indiana avenue.
- Germania—643 North Clark street; president, F. A. Meyenschlein; secretary, E. W. Schrader.
- Hamilton—Northwest corner Clark and Monroe; president, Emil C. Wetten; secretary, Howard W. Hayes.
- Illinois—154 Ashland boulevard; president, A. N. Marquis; secretary, Chas. Thresher.
- Iroquois—103 Adams street; president, John W. Eckhart; corresponding secretary, Jas. G. Condon.
- Kenwood—Lake avenue and 48th street; president, W. C. Nelson; secretary, Lewis Woodruff.
- Kenwood Country—Ellis avenue and 48th street; president, Jonathan W. Brooks; secretary, Thomas G. Went.
- Lake Shore—1838 Melrose street; president, Andrew McAnsh; secretary, George W. Tipple.
- Lakeside—Grand boulevard and 42d street; president, Max Ellbogen; secretaries, Adolph Kempner and Samuel A. Ettelson.
- Lincoln—1215 Washington boulevard; president, S. B. Mills; secretary, Ernest Graham.
- Lincoln Park—390 Dearborn avenue; president, John W. Sutton; secretary, Frank W. Sanford.
- Marquette—Dearborn avenue and Maple street; president, James A. Steven; secretary, Edward A. Bigelow.
- Menoken—1196 Washington boulevard; president, C. H. Skalleruh; secretary, Cornelius A. Seenheer.
- Merchants'—President, Charles D. Norton; secretary, T. E. Donnelley, 149 Plymouth court.
- Mid-Day—First National Bank building, 17th floor; president, Henry Dibblee; secretary, J. L. Cochran.
- New Illinois Athletic—145 Michigan avenue; president, William Hale Thompson; secretary, Charles H. Genslinger.
- Nike—22 Oakwood avenue; president, Mrs. Mary B. Powell; secretary, Mrs. J. A. Sutherland.
- Oaks—Lake street and Waller avenue; president, Harry Gardner; secretary, Robert Cutting.
- Palette and Chisel—Athenæum building; president, August Pettryl; secretary, L. O. Griffith.
- Press Club—104 Madison street; president, John J. Flynn; secretary, R. R. Hestand.
- Quadrangle—Lexington avenue and 58th street; president, Albion W. Small; secretary, James R. Jewett.
- Riding and Driving—733 51st street; president, W. A. Pinkerton; secretary, William J. Taylor.
- Saddle and Cycle—Sheridan road and Foster avenue; president, John S. Runnels; secretary, Potter Palmer.
- Sheridan—Michigan avenue and 41st street; president, James E. Baggott; secretary, P. F. McCarthy.
- South Shore Country—Lake shore and 67th street; president, William C. Thorne; secretary, Edwin F. Brown.
- Standard—Michigan avenue and 24th street; president, Alfred S. Austin; secretary, J. H. Regensburg.
- Union—12 Washington place; president, John B. Kitchen; secretary, Orion J. Willis.
- Union League—Jackson boulevard and Custom House court; president, Frederic A. Delano; secretary, Percy B. Eckhart.
- University—116 Dearborn street; president, William C. Boyden; secretary, John C. Harding.
- Waupeseh—4045 Drexel boulevard; president, Harvey A. Dwight; secretary, Wesley H. Holloway.
- West End Woman's—132 Ashland boulevard; president, Mrs. K. F. Westfall; secretary, Mrs. W. W. Norris.
- Woman's Athletic—150 Michigan avenue; president, Mrs. Philip D. Armour; secretary, Mrs. Pauline H. Lyon.
- Woodiawn Park—64th street and Woodlawn avenue; president, Edwin G. Hardenbrook; secretary, William F. Bigelow.

EMIL MENDELSON.

ESTABLISHED 1885.

BEN MENDELSON.

# MENDELSON BROS.

Telephone Canal 489

---

We make a specialty of supplying the trade with

## CLEAN SELECTED WIPING RAGS, ALSO COTTON WASTE

used for all purposes, and will give satisfaction in every respect for the most particular work.

The Quality and Price Will Certainly Merit Your Attention.

---

Also Wholesale Dealers in All Kinds of

## PAPER STOCK AND METALS

Telephone Canal 489

**RAG AND PAPER STOCK WAREHOUSE: 81 W. 13th-st.**

We have facilities for handling Paper Stock in ANY QUANTITY. Will pay highest CASH price. We furnish crates and bags for same and will remove when necessary without trouble to you. Kindly telephone or write us for prices and particulars. Highest prices paid for old metals.

## FIELD MUSEUM OF NATURAL HISTORY.

The Field Museum of Natural History was incorporated Sept. 16, 1893, under the name "Columbian Museum of Chicago." This was changed in June, 1894, to "Field Columbian Museum" and in November, 1905, to "Field Museum of Natural History." Toward the close of the World's Fair in Chicago in 1893 a plan to commemorate that event by securing some of the more noteworthy exhibits and making them the nucleus of a great museum took shape. An organization was effected under the direction of the exposition directors and contributions were solicited. The success of the enterprise was fully assured when on the 26th of October of that year Marshall Field gave \$1,000,000 to the museum fund. George M. Pullman gave \$100,000, H. N. Higginbotham \$100,000, Mrs. George Sturgis \$50,000 and others lesser amounts. The fine arts building in Jackson park was turned over to the directors and in it were arranged the many articles donated by exhibitors at the World's Fair and by others.

It was not the intention to have the museum permanently established in Jackson park and steps were taken to secure ground in a more central location. It was understood that if a site could be found near the center of the city Mr. Field would provide the necessary funds for building and endowment purposes. Public opinion favored the lake front on the south side and at the session of the legislature in 1903 a bill was passed amending the act of June 17, 1893, concerning museums in public parks so as to permit the erection and maintenance of the Field museum in Grant park. By the terms of this law, which was approved May 14, an admission fee of 25 cents for adults and 10 cents for children under 10 years of age may be charged, but the museum must be open three days in each week free of charge. Entrance for school children must be free at all times. The authorities are permitted to levy a tax of 1/2 mill on each dollar of the assessed valuation of the property in the south park district for the maintenance of the museum.

## THE FIELD BEQUEST.

Marshall Field died Jan. 16, 1906, and left \$8,000,000 for the museum. That part of his will relating to this bequest is as follows:

"Subject to the condition hereinafter expressed, I give, devise and bequeath to the Field Columbian museum, a corporation of the state of Illinois, eight million (\$8,000,000) dollars, to be held and applied by the trustees thereof for the uses and purposes of that institution, as hereinafter provided; but any sums of money that I may hereafter in my lifetime, but subsequent to the date of the execution of this instrument, give to the trustees of said corporation or pay for the use and on account of said corporation, shall be taken and deemed by my executors as advancements on account of this bequest, and the amount of this bequest shall be paid by my executors to the trustees of said museum, lessened and reduced by the amount of each and all of such advancements. Each advancement shall be charged up against the particular fund, that is, endowment fund or building fund, to which it may have been made.

"It is my will and I direct that the lands, tenements and hereditaments hereinafter described and devised to said Field Columbian museum shall be taken and reckoned as a part of said devise and bequest to the amount and valuation of three million two hundred thousand (\$3,200,000) dollars. To that end and as a part of said devise and bequest I hereby give, devise and bequeath to said Field Columbian museum all and singular the lands, tenements and hereditaments situated in the city of Chicago known and described as follows: [Here follows the legal description of the property at the southeast corner of State and Madison streets consisting of a dozen lots with the improvements thereon.]

## FOR AN ENDOWMENT FUND.

"I give, devise and bequeath to said Field Columbian museum with the lands, tenements and hereditaments aforesaid, the said several leases and all of my interests therein and in the covenants therein contained and in the rents to accrue thereunder, and also the reversions in fee in the lands above described. It is my will that all the capital of this portion of the entire devise and bequest, and the further sum of eight hundred thousand (\$800,000) dollars, or so much of said further sum as shall be received from my estate by said trustees of the museum after any advancement hereafter made by me in my lifetime shall be deducted as hereinbefore provided, shall be kept intact as an endowment fund, and that the net income thereof shall be applied to the maintenance and extension of the collections of the museum and to the expenses of its administration. In the event of my death before the first day of July, 1905, upon which date a net annual rental of one hundred and twelve thousand (\$12,000) dollars will begin to accrue under the lease last mentioned, covering the entire premises above described, it is my will and I direct that my executors shall from my general estate pay over in convenient installments to the trustees of said museum such amount as shall equal the difference between the aggregate rental reserved by said present leases and a rental at the rate of one hundred and twelve thousand (\$12,000) dollars per annum, for the period from the date of my death until said first day of July, 1905, which amount, in such event, I give and bequeath to the museum, to be received and applied by its said trustees as income from said endowment fund. A net annual income of one hundred and twelve thousand (\$12,000) dollars, together with the further income to be expected from said eight hundred thousand (\$800,000) dollars forming a part of the entire endowment fund, ought, in my judgment, for some years at least, to be sufficient for the administration, maintenance and reasonable extension of the museum, but if the net income from the entire endowment fund shall be found insufficient for said purpose in any year by said trustees, then said trustees shall be authorized in their discretion to use in that year for said purpose so much of the net income of the remaining four million (\$4,000,000) dollars, hereinafter mentioned, as they shall find necessary and available.

GEO. E. MARSHALL, President  
NEWTON LULL, Vice-President

DWIGHT JACKSON, Treasurer  
J. HARRY JONES, Secretary

# Marshall-Jackson Company

Successors to GEO. E. MARSHALL & CO.  
THAYER & JACKSON STATIONERY CO.

---

---

STATIONERS  
PRINTERS  
ENGRAVERS

---

---



¶ MARJAX LOOSE LEAF LEDGERS ¶ IMPORTERS AND  
DEALERS IN FINE CORRESPONDENCE PAPERS  
¶ ENGRAVING FOR COMMERCIAL AND SOCIAL USES  
¶ PRINTING, NEW TYPE, NEW PRESSES, GOOD STYLE

---

---

144-146 Monroe Street, CHICAGO

## FOR BUILDING PURPOSES.

"Out of the said entire devise and bequest it is my will and I direct that the sum or fund of four million (4,000,000) dollars, or so much thereof as shall be received from my estate by said trustees of the museum after any advancements hereafter made by me in my lifetime shall be deducted as hereinbefore provided, shall be set aside, held and used by said trustees so far as practicable as a building fund for the erection, either at one time or at different times, as said trustees shall think best, of a building or buildings to serve as a permanent home for the museum. Said trustees shall have full powers of management, control, investment and disposition of said building fund, according to the charter and the by-laws of the museum except as herein otherwise expressly provided, and they may in accordance with the authorization above expressed hold and use, if in their discretion they shall think it necessary so to do, a portion of said building fund as an addition to the above-mentioned endowment fund. In making investments of any part of said building fund it is my desire that said trustees shall have special regard to the security of the capital, and that preference be given to mortgages being a first lien upon improved and income yielding freehold real estate in the city of Chicago.

"It is my purpose and desire, in making the aggregate devise and bequest in this article of my will contained, to provide the said museum with a building or buildings suitable and adequate for its permanent home and with an endowment fund whose net income shall be sufficient for its prop-

er administration, maintenance and extension; accordingly, I direct that said building fund shall not be so exhausted or reduced by building operations at any time as to prevent or embarrass the accomplishment of my said purpose and desire in the reasonably near future, and that a part or the whole of the net annual income of said building fund shall in the discretion of said trustees be allowed to accumulate for a time, and be added to the capital, or to the unused portion of the capital, as and to the extent judged by said trustees to be necessary for the ultimate and effectual carrying out of my said purpose and desire.

## SITE MUST BE DONATED.

"The entire devise and bequest herein made is, however, upon the express condition that within six years from the date of my decease there shall be provided for said museum and shall be given to it or devoted to its permanent use, without cost to it, lands and premises which shall be acceptable and satisfactory to its said trustees as a location and site for the building or buildings to be erected as its permanent home; and in the event that such lands and premises acceptable and satisfactory to its said trustees shall not be given to it, or be devoted to its permanent use within said period, and without cost to it, then the entire capital of said entire devise and bequest, together with any accumulated and unexpended income thereon, shall, upon the expiration of six years from the date of my decease, revert to and become a part of my residuary estate, and be conveyed, transferred and delivered by said trustees of the museum to my residuary trustees."

## CHICAGO WATERWORKS SYSTEM.

The following table shows the growth of Chicago's waterworks system by decades since 1854, when the first large pumping station at Chicago avenue and the lake was built. [From compilations made by Assistant City Engineer J. H. Spengler.]

Yr.	Pop. (school census)	Gallons pumped per day.	Gals. per cap.	Water pipe mil'ge.	Total revenue.
1854..	65,872	591,083	8.9	30.0	.....
1860..	109,260	4,703,525	43.0	91.0	\$131,162.00
1870..	306,605	21,766,260	70.9	272.4	539,180.00
1880..	491,516	57,384,376	116.7	455.4	865,618.35
1890..	1,208,639	152,372,288	126.0	1,205.0	2,103,508.00
1900..	2,007,695	322,599,630	160.6	1,872.0	3,250,481.85

In 1905 the total amount of water pumped was 150,254,419,682 gallons and the total revenue was \$4,092,559.24. For the first six

months of 1906 the amount pumped was 77,867,738,331 gallons and the revenue \$2,054,668.67.

The pumping stations, with the year of construction and capacity per day in gallons, are:

Chicago avenue (1854).....	99,000,000
West station (1875).....	60,000,000
Harrison street (1889).....	36,000,000
Lake View (1892).....	45,000,000
Fourteenth street (1892).....	84,000,000
Sixty-eighth street (1892).....	82,000,000
Washington Heights (1892).....	2,500,000
Norwood Park (1897).....	1,000,000
Central Park (1900).....	60,000,000
Springfield avenue (1901).....	60,000,000

Total capacity.....529,500,000  
The lake and land tunnels supplying the city with water have a total length of a little over thirty-eight miles.

## FIRE LOSSES IN CHICAGO BY YEARS.

Year.	Fires.	Loss.	Insurance.	Year.	Fires.	Loss.	Insurance.
1890.....	2,755	\$2,092,071	\$47,937,840	1899.....	6,031	\$4,534,065	\$70,851,165
1891.....	3,353	3,053,874	59,703,511	1900.....	5,503	2,213,699	72,893,463
1892.....	3,549	1,521,445	65,535,291	1901.....	6,136	4,296,433	83,079,743
1893.....	5,224	3,149,590	180,987,890	1902.....	5,123	4,118,933	71,615,759
1894.....	5,174	3,254,140	72,185,581	1903.....	6,054	3,062,922	68,748,203
1895.....	5,316	2,974,760	73,443,646	1904.....	6,661	2,950,254	77,234,230
1896.....	4,414	1,979,355	59,970,130	1905.....	6,505	3,298,929	76,533,530
1897.....	5,326	2,272,990	55,233,596	1906*.....	3,053	1,938,734	36,171,161
1898.....	5,048	2,651,735	56,550,470				

\*First six months 1906.



# TINGUE, BROWN & CO.,

27 PARK PLACE,  
24-26 Murray-st.—Cor. Church-st.,  
NEW YORK.

WOOL FELTS,  
PRINTERS' BLANKETS,  
TAPES.

## TIBRODE

RUBBER BLANKETS.

Litho. Flannels, Molleton, Moleskin.

## ILLINOIS NATIONAL GUARD.

(Commissioned officers, 571; enlisted men, 8,216.)

- Commander-in-Chief—Gov. Chas. S. Deneen.  
 Adjutant-General—Brig.-Gen. Thomas W. Scott.  
 Assistant Adjutant-General—Col. Roy R. Reece.
- First Brigade (Headquarters Chicago)—Brig.-Gen. Geo. M. Moulton, commanding.  
 Second Brigade (Headquarters Springfield)—Brig.-Gen. J. S. Culver, commanding.  
 Third Brigade (Headquarters Chicago)—Brig.-Gen. D. Jack Foster, commanding.  
 Fourth Brigade (Headquarters Chicago)—Brig.-Gen. Edward C. Young, commanding.  
 First Infantry (Headquarters Chicago)—Col. J. B. Sanborn, commanding.  
 Second Infantry (Headquarters Chicago)—Col. James E. Stuart, commanding.  
 Third Infantry (Headquarters Rockford)—Col. Richings J. Shand, commanding.  
 Fourth Infantry (Headquarters Jacksonville)—Col. Edward J. Lang, commanding.  
 Fifth Infantry (Headquarters Decatur)—Col. Frank P. Wells, commanding.  
 Sixth Infantry (Headquarters Moline)—Col. Edward Kittilsen.  
 Seventh Infantry (Headquarters Chicago)—Col. Daniel Moriarity, commanding.  
 Eighth Infantry (Colored, Headquarters Chicago)—Col. John R. Marshall, commanding.  
 First Cavalry (Eight Troops, Chicago)—Col. Milton J. Foreman, commanding.  
 Artillery Battalion (Headquarters Danville)—Maj. Oscar P. Yeager, commanding.  
 Signal Corps (Chicago)—Capt. John W. McConnell, commanding.  
 Medical Department (Attached to the Various Commands)—Col. Nicholas Senn, surgeon-general commanding.  
 Inspector-General—Col. Walter Fieldhouse, Chicago.  
 General Inspector of Rifle Practice—Col. H. S. Dietrich, Chicago.  
 Judge-Advocate General—Col. E. R. Bliss, Chicago.
- National Guard and Naval Reserve Association of Illinois—President, Col. Daniel Moriarity, Chicago; vice-president, Col. Edward Kittilsen, Moline; secretary, Capt. S. R. Blanchard, Ottawa.
- ILLINOIS NAVAL RESERVE.**  
 Date of commissions in parentheses.  
 Headquarters—20 Michigan avenue, Chicago.  
 Commanding—Capt. Warren F. Purdy, Chicago (June 22, 1905).  
 Chief of Staff—Commander Charles G. Y. Klug, Chicago (July 6, 1903).  
 Executive Officer—Commander Louis C. Roberts, Chicago (June 20, 1905).  
 Navigating Officer—Lieut.-Commander Edward R. Mason, Chicago (June 20, 1905).  
 Chief Engineer—Lieut.-Commander James L. Foord, Chicago (June 7, 1904).  
 Paymaster—Lieut.-Commander Horatio L. Wait, Chicago (May 11, 1900).
- Ordnance Officer—Lieut. Benjamin P. Hinman, Chicago (1906).  
 Equipment Officer—Lieut. Ogden T. McClurg, Chicago (1906).  
 Assistant Paymaster—Lieut. John A. Jameson, Chicago (June 11, 1900).  
 Signal Officer—Junior Lieut. Stuart G. Shepard (Nov. 21, 1905).  
 Secretary—Junior Lieut. David C. Guest, Chicago (1906).  
 Surgeon—Com. David W. Graham (1906).  
 Assistant Surgeons—Lieut. Halford H. Watson, Chicago (June 21, 1904); Lieut. William N. Senn, Chicago (May 9, 1905); Junior Lieut. L. B. Ashton, Quincy (March 27, 1902); Junior Lieut. Harold K. Gibson, Chicago (May 28, 1902); Junior Lieut. Evert E. Tracy, Chicago (Nov. 11, 1904).
- FIRST DIVISION, CHICAGO.**  
 Lieutenant—Ceell Page (June 25, 1903).  
 Junior Lieutenant—Wirt A. Stevens (July 27, 1905).  
 Ensign—Frank J. Baum (May 1, 1906).  
 Ensign—George P. Derickson (July 27, 1905).
- SECOND DIVISION, CHICAGO.**  
 Lieutenant—Edward A. Evers.  
 Ensign—James Davidson (1906).  
 Ensign—Clarence E. Danenhower (Dec. 13, 1904).
- THIRD DIVISION, CHICAGO.**  
 Lieutenant—Charles A. Dean (1906).  
 Junior Lieutenant—Geo. H. Jacobson (1906).
- FOURTH DIVISION, CHICAGO.**  
 Lieutenant—William C. Davis (Dec. 7, 1904).  
 Junior Lieutenant—Henry W. Allen (1906).  
 Ensign—F. J. Arnold (1906).
- FIFTH DIVISION (ENGINEER), CHICAGO.**  
 Lieutenant—Vacancy.  
 Junior Lieutenant—P. A. Engineer Frederick Barker (1906).  
 Ensign—Asst. Engineer Paul R. Brooks (June 7, 1904).
- SIXTH DIVISION (ENGINEER) CHICAGO.**  
 Junior Lieutenant—Charles F. Drabe (1906).
- MOLINE DIVISION.**  
 Junior Lieutenant—M. Emil Freeman (Aug. 15, 1904).  
 Ensign—William A. Darling (Jan. 17, 1905).  
 Ensign—Frank H. Hyde (May 22, 1905).
- ROCK ISLAND DIVISION.**  
 Lieutenant—Fred L. Tubbs (Jan. 21, 1902).  
 Junior Lieutenant—Samuel S. Davis (1906).  
 Ensign—Maurice T. DeKay (1906).
- ALTON DIVISION.**  
 Lieutenant—Cyrus Maxfield (1906).  
 Ensign—Henry A. Potter (1906).
- QUINCY DIVISION.**  
 Lieutenant—John F. Garner (Dec. 26, 1902).  
 Junior Lieutenant—William E. Thesen (1906).  
 Ensign—W. A. Johnson (1906).  
 Ensign—Albert H. Hastings (1906).

## TELEPHONE DECISION BY THE SUPREME COURT.

The Chicago Telephone company operating under a city ordinance of Chicago, passed in 1889, claimed that it had the right to charge increased rates for improved service and tolls for service to districts annexed to the city since 1889. This right was disputed by the city and a suit brought in September, 1905, and carried to the State Supreme court

on an appeal from an adverse decision in a lower court. In a decision, announced Feb. 15, 1906, the State Supreme court held that the ordinance of 1889, in which it was provided that the telephone rates then in force could not be increased, was valid, and that the company did not have the right to change them in the manner described.

# RELIABLE PRINTERS' ROLLERS

MANUFACTURED BY

## SAM'L BINGHAM'S SON MFG. CO.,

THE LARGEST ESTABLISHMENT OF  
THE KIND IN THE WORLD.

---

UNEQUALED FACILITIES FOR MAKING  
ROLLERS FOR FAST NEWSPAPER  
WEB AND OTHER PRESSES.

---

### FACTORIES:

ST. LOUIS, MO.

514-516 Clarke Avenue.

PITTSBURG, PA.

First Avenue and Ross Street.

CHICAGO.

195-207 South Canal Street.

KANSAS CITY, MO.

Fourth and Broadway.

ATLANTA, GA.

52-54 South Forsyth Street.

## PARKS AND BOULEVARDS.

Acts for establishment of Chicago parks passed by legislature in February, 1869.

## COMMISSIONERS AND OFFICERS.

Lincoln—Francis T. Simmons, president; Bryan Lathrop, vice-president; F. H. Gansbergen, Amos Pettibone, Charles P. Whitney, Charles H. Wilson. Officers (not commissioners): Reuben H. Warder, superintendent and secretary; Frank Hamlin, attorney; James B. Forgan, treasurer. Office in Academy of Sciences building, Lincoln park.

South Park—Lyman A. Walton, president; Daniel F. Crilly, Edward J. Rainey, Henry G. Foreman, William Best. Officers (not commissioners): John J. Mitchell, treasurer; Edward G. Shumway, secretary; R. P. Hallett, attorney; J. F. Foster, superintendent. Office, 57th street and Cottage Grove avenue.

West Chicago—Bernard A. Eckhart, president; Addison E. Wells, Frank Kirchner, Frederick F. Bullen, W. C. Eggert, F. W. Dreckman, Joseph O'Donnell. Officers (not commissioners): Alonzo Wygant, treasurer; Joseph S. Haas, secretary; Jens Jensen, superintendent; Ben F. Richolson, attorney. Office in Union park.

North Shore Park District—Frederick J. Becker, president; W. E. Hatterman, Charles H. Johnson, Frederick J. Becker, C. H. Ceperly, Frank A. Turner. Office, 750 Greenleaf avenue.

## LOCATION AND AREA OF PARKS.

Area in acres and fractions of acres.

Adams—75th place, Dobson avenue and 76th street; .82.  
 Aldine Square—Vincennes avenue and 38th street; 1.49.  
 Amy L. Barnard Park—Longwood avenue and 105th street; .89.  
 Armour Square—5th avenue and 33d street; 10.12.  
 Austin Park—In Austin; 4.10.  
 Bessemer—South Chicago avenue and 89th street; 22.88.  
 Bickerdike Square—Ohio and Bickerdike streets; .94.  
 Calmet—Lake Michigan and 95th street; 57.41.  
 Campbell—Campbell parkway and Leavitt street; 1.38.  
 Chicago Avenue—East of water works; 9.16.  
 Congress—Van Buren and Rockwell streets; .68.  
 Cornell Square—Wood and 50th streets; 10.09.  
 Crescent—Crescent road and Prescott avenue, 8.  
 Dauphin—Dauphin avenue and 87th street; 5.15.  
 Davis Square—Marshfield avenue and 44th street; 10.03.  
 DeKalb Square—Lexington street and Hoyne avenue; .65.  
 Douglas—West 12th street and California avenue; 181.99.  
 Douglas Monument—35th street and Illinois Central railroad; 2.02.  
 Drexel Square—Cottage Grove avenue and 51st street; 3.50.  
 East End—51st street and Lake Michigan; 6.  
 Eldred—Norwood Park avenue and North 54th avenue; .48.  
 Ellis—Langley avenue and 36th street; 3.37.  
 Fernwood—Stewart avenue and 95th street; 8.

Gage—West 54th place and Claremont avenue; 20.

Garfield—West Madison street and Homan avenue; 187.53.

Grant—Lake front from Randolph street to Park row; 210.90.

Green Bay—State street and Bellevue place; .19.

Gross—Otto street, North Paulina street and East Ravenswood park; .53.

Groveland—Cottage Grove avenue and 33d street; 3.32.

Hamilton—Wallace and 72d streets; 29.95.

Hardin Square—LaSalle and 25th streets; 29.95.

Holden—In Austin; 4.

Holstein—Ems street, Irving avenue, Hamburg street and Claremont avenue; 2.33.

Humboldt—North and California avenues; 205.86.

Independence Square—West 14th street and Hamlin avenue; 3.64.

Irving—Irving Park boulevard and Northwestern railroad; .35.

Jackson—Jackson Park avenue and 56th street; 523.90.

Jefferson—Monroe, Throop, Adams and Loomis streets; 7.02.

Jefferson—Winnemac and North 42d avenues; 5.

Kedzie—Kedzie and North avenues; 1.30.

Kosciusko—Milwaukee and Kosciusko avenues; .76.

Lakewood—Lake avenue, Greenwood avenue and 43d street; .27.

Lincoln—North Clark street and North avenue; 513.83.

Logan Square—Milwaukee and West Wrightwood avenues; 6.06.

Madison—47th street and Madison avenue; 4.

Marquette—California avenue and 67th street; 322.68.

Mark White Square—Halsted and 29th streets; 11.

Merrick—In Austin; 6.

Midway—Cottage Grove avenue and 59th street; 80.

McKinley—West 37th and Leavitt streets; 34.

Normal—Lowe avenue and 67th street; 2.74.

Normal School—Normal avenue and 67th street; 18.83.

Norwood—Avondale and Ceylon avenues; 1.62.

Oak—Cass, Rush and Chestnut streets; .20.

Oak Street Triangle—Lake Shore drive and Oak street; 9.

Ogden—Center avenue and 64th street; 60.54.

Palmer Park—South Park avenue and 111th street; 40.48.

Palmer Place—Humboldt and Kedzie avenues; 5.79.

Patterson—Leavitt, Boone and DeKalb streets; .13.

Powell—Western and Powell avenues; .40.

Rosalie—Rosalie court and 57th street; .28.

Russell Square—Bond avenue and 83d street; 6.57.

Sacramento Square—Sacramento avenue and Central boulevard; 3.65.

Seventy-Second Street—Lowe avenue and 72d street; 2.39.

Shedd's—Lawndale avenue and West 23d street; 1.13.

Sheridan—(See Davis Square.)

Sherman—Center avenue and 52d street; 60.60.

# CHARLES F. ELMES ENGINEERING WORKS

*Established 1863.*

*Incorporated 1895.*

*Automatic and Marine Engines.  
Machinery for Linseed and Corn Oil Mills.  
Hydraulic Belting Presses.  
Hydraulic Presses and Pumps for All Purposes.  
Steam Fire Pumps—Fireboats Built Complete.  
Special Machinery Built.  
Elmes' Patent Steam Steerer.  
Electric Light Engines.  
Machinery Repairs of All Kinds.  
ENGINE REPAIRS A SPECIALTY.  
Cylinder and Valve Seats Bored.*

*Morgan and Fulton Streets, Chicago*  
*Telephone Monroe 517.*

ESTABLISHED 1865.

TELEPHONE MONROE 233.

D. QUILL,  
Pioneer Paste Manufacturer,  
*96 W. Quincy Street, Chicago, Ill.*

TELEPHONE NORTH 1089.

## PHILLIPS, GETSCHOW CO.,

ENGINEERS AND CONTRACTORS.

HEATING, VENTILATING, POWER.

184 INDIANA STREET,

CHICAGO.

Triangle—Clark street, LaSalle avenue and Eugenie street; .02.	Washington Square—North Clark street and Walton place; 2.30.
Triangle—Clark street, Wells street and Ogden front; .04.	Washington—Cottage Grove avenue and 61st street; 371.
Triangle—Clark street, Sedgwick street and Belden avenue; .02.	Water Tower—Chicago avenue and Tower court; .60.
Union—Ogden, Warren and Ashland avenues; 17.37.	Wicker Park—Fowler and North Robey streets; 4.03.
Union Square—Banks, Ritchie, Goethe and Astor streets; .46.	Woodland—Cottage Grove avenue and 35th street; 3.76.
Vernon—Macalister place, Lytle street, Gillpin place and Sibley street; 6.14.	
	Total area of parks, 3,179.79.

### LENGTH OF BOULEVARDS.

In miles and fractions of miles.

WEST SIDE.	NORTH SIDE.	
Ashland, 1.260.	Dearborn avenue, .123.	Sheridan road, 2.148.
Central Park avenue, .330.	Diversey, 2.356.	State, .123.
Douglas, 1.680.	Fullerton, .510.	
Franklin, 1.504.	Garfield Avenue, .030.	SOUTH SIDE.
Homan avenue, .254.	Lake Shore, .745.	Drexel, 1.480.
Humboldt, 2.940.	Lake View, .490.	Fifty-Seventh Street, .030.
Jackson, 3.945.	Lincoln Park, .539.	Garfield, 3.500.
Marshall, 2.172.	North Avenue, .450.	Grand, 2.
Oakley, 1.104.	North Park, .450.	Michigan, 5.730.
Ogden, .740.	North Shore, .886.	Oakwood, .500.
Twelfth Street, .896.	Ohio, .682.	South Park Avenue, .250.
Washington, 4.925.		Thirty-Third Street, .310.
		Western Avenue, 2.810.
		Total for city, 47.892 miles.

### RECREATION BUILDINGS IN PARKS.

Recreation buildings with assembly halls have been constructed in Mark White, Davis, Armour and Cornell squares, and Sherman, Ogden, Hamilton, Bessemer and Palmer parks. These buildings contain each a gymnasium for men and a gymnasium for women with suitable shower baths and plunge baths, clubrooms and a large assembly hall seating from 300 to 1,200 people. In Cornell square, Davis

square and Hamilton park the Chicago public library has established branches from which books are distributed. In each of the buildings there are a reading room and a lunch counter. In connection with the buildings on the outside are indoor gymnasiums for the use of men, women and children. Also in connection with the buildings in all of the parks there is a swimming pool for summer use.

### LOCATION OF RAILWAY PASSENGER STATIONS.

<b>CENTRAL STATION</b> —Park row and 12th street; south side.	Baltimore & Ohio.
Cleveland, Cincinnati, Chicago & St. Louis (Big Four).	Chicago Great Western.
Illinois Central.	Chicago Terminal Transfer.
Michigan Central.	Pere Marquette.
West Michigan.	
Wisconsin Central.	<b>LASALLE STREET STATION</b> —Van Buren and LaSalle; south side.
<b>CHICAGO &amp; NORTHWESTERN</b> —Wells and Kinzie streets; north side.	Chicago & Eastern Illinois.
All divisions.	Chicago, Rock Island & Pacific.
<b>DEARBORN STATION</b> —Dearborn and Polk streets; south side.	Lackawanna.
Atchison, Topeka & Santa Fe.	Lake Shore & Michigan Southern.
Chicago & Western Indiana.	New York, Chicago & St. Louis (Nickel Plate).
Chicago, Indianapolis & Louisville (Monon).	
Erie.	<b>UNION STATION</b> —Cadal street, between Adams and Madison; west side.
Grand Trunk.	Chicago & Alton.
Wabash.	Chicago, Burlington & Quincy.
<b>GRAND CENTRAL STATION</b> —Fifth avenue and Harrison street; south side.	Chicago, Milwaukee & St. Paul.
	Pittsburg, Fort Wayne & Chicago.
	Pittsburg, Cincinnati, Chicago & St. Louis (Pan Handle).

### STREET LIGHTING IN CHICAGO.

Average number of lights of specified kinds used in 1903, 1904 and 1905.

Light.	1903.	1904.	1905.	
Gas .....	24,838	24,775	24,727	In 1905 the cost of operating the various kinds of light was as follows: Gas, \$423-
Gasoline .....	6,068	6,386	5,827	616.81; gasoline, \$150,509.43; rented electric
Electric (by city)...	4,726	5,026	5,743	lights, \$75,510.48; municipal electric lights,
Electric (rented)....	656	698	752	\$302,219.85. The cost of maintaining each
Total operated....	36,289	36,890	37,049	arc light operated from a municipal plant
Total cost.....	\$917,195	\$936,482	\$960,049	was \$52.63.

# PRINTERS



*The highest price does not always mean the largest profits. Good prices should be charged, to be sure; but the percentage of gain is largely dependent on equipment and methods. For example, the average printer would lose money on an order for sales-books, even though paid considerably more than current prices. Printers of sales-books make them a specialty, and every facility for quick, accurate, economical work is provided. They make money at prices that seem so low because there is no lost time, little chance of error, no waste material.*

*All printers can't do a special kind of printing, of course; but every one can be a specialist to the extent of eliminating the lost time. Whenever a compositor is obliged to search over slides and stones—often through locked-up forms—for letters needed in the work in hand; whenever he must "skirmish" for leads, or slugs, or furniture, or quoins, or rule; whenever he is sent to the pressroom to change bad letters or battered rule, time is lost—costly time, for which the office does not receive one cent.*

*Go into your composing room this minute and quietly investigate. Look into the type cases and take careful note of the quantity of letter available and the condition of the faces. You will find many cases that need sorting up; many sadly battered faces that should be dumped.*

*Then write us and order new, sharp, clean-cut, SUPERIOR COPPER-MIXED FACES to replace the battered ones; order LEADS, RULE, SLUGS, FURNITURE, etc., so that the men can do their work quickly, accurately and economically. These things will cost you nothing, for the time they will save will more than pay for them.*

TIME IS MONEY

You Can't Afford to Pay for Lost Time

## Barnhart Bros. & Spindler

### TYPE FOUNDERS

MANUFACTURERS SUPERIOR COPPER MIXED, POINT  
LINE, POINT SET, POINT BODY, LINING SYSTEM TYPE

183-185-187 MONROE STREET, CHICAGO, ILL., U. S. A.

**CHICAGO CHARTER CONVENTION.**

Headquarters, 171 Washington street.  
 Chairman—Milton J. Foreman.  
 Vice-Chairman—Alexander H. Revell.  
 Secretary—M. L. McKInley,  
 Assistant Secretary—Henry Barrett Chamberlin.  
 First session held Dec. 12, 1905.  
 Committee reports made Oct. 3, 1906.

The convention is made up of delegates chosen by or representing the mayor, city council, governor, assembly, board of education, sanitary trustees, county board, public library board and the Chicago park boards. Its purpose is to frame a comprehensive, simple and elastic charter for the city of Chicago to be submitted to the state legislature for consideration. The committees and chairmen are as follows:

- Municipal Elections, Appointments and Tenure of Office—Lessing Rosenthal.
- Municipal Executive and Departmental Organization—Francis W. Parker.
- Municipal Legislature—John P. McGoorty.
- Municipal Courts—John F. Smulski.
- Municipal Taxation and Revenue—B. W. Snow.
- Municipal Expenditures and Accounting—Frank I. Bennett.
- Relations of the Municipality to other Or-

- ganizations and Public Authorities—A. H. Revell.
- Public Education—Graham Taylor.
- Public Utilities—Charles Werno.
- Penal, Charitable and Reformatory Institutions—George E. Cole.
- Municipal Parks and Public Grounds—Bryan Lathrop.
- Law—John P. Wilson.
- Rivers and Harbors—Joseph M. Patterson.
- Rules, Procedure and General Plan—B. A. Eckhart.

**CHICAGO CHARTER CONSTITUTIONAL.**

In a decision announced Feb. 15, 1906, the State Supreme court held that the Chicago charter amendment to the constitution passed by the legislature in April, 1903, and ratified by the people of Illinois at the general election in November, 1904, was valid and that the acts passed in conformity therewith by the assembly in 1905 were therefore constitutional. These acts comprised the municipal courts law, the law extending the mayor's term to four years and making other changes as to city officers and the law regulating the price of gas and electricity.

**LEGAL FARES FOR HACKS AND CABS.**

<b>FOR TWO-HORSE VEHICLES.</b>	
One or two passengers, one mile or less.	\$1.00
Each additional mile, one or two passengers .....	.50
Each additional passenger, same party.	.50
By the hour, first hour.....	2.00
Each additional hour or fraction thereof	1.00
By the day, one or more passengers....	6.00
Between railroad stations, one or two passengers .....	1.00
<b>FOR ONE-HORSE VEHICLES.</b>	
One or two passengers, one mile or less	.50
Each additional person, one mile or less	.25
Each additional mile, one or two passengers .....	.25
By the hour, first hour.....	.75
Each additional quarter hour or fraction	.20
In parks or beyond city limits, per hour	.75
Each additional quarter hour in parks, etc. ....	.25

No charge for children under 5 years of age. Ordinary baggage carried free. A cab and carriage service is maintained by some of the railroad companies at the principal passenger stations. The rates are fixed and are about the same as those given above; in some cases they are less. Between midnight and morning a higher rate is usually asked.

**EXPRESS WAGONS AND TRUCKS.**

For loads not exceeding 500 lbs, 1 mile..	\$.50
For each additional 500 lbs or fraction thereof.....	.25
For household furniture, 1-horse truck load, two miles or less.....	1.00
When distance exceeds 2 miles, for each additional mile.....	.25
For double truck load within 2 miles..	3.00
For each additional mile.....	1.00

**MASTERS IN CHANCERY.**

Circuit Court—William Fennimore Cooper, Edward A. Dicker, William Dillon, M. Henry Guerln, John S. Hummer, Stillman S. Jamieson, Roswell B. Mason, M. J. Moran, John E. Owens, George Mills Rogers, Thomas Taylor, Jr., Horatio L. Wait, Sigmund Zeisler. Public guardian, Mary M. Bartelme.  
 Superior Court—Hiram Barber, Isidore H.

Himes, John F. Holland, Wirt E. Humphrey, John E. Hunt, George T. Kelly, David F. Matchett, James V. O'Donnell, Frank P. Schmitt, Roger Sherman, Alex. F. Stevenson.  
 United States Circuit Court—Hervey W. Booth, James S. Hopkins, Elijah B. Sherman.

**SECOND PEACE CONFERENCE AT THE HAGUE.**

In the fall of 1904 President Roosevelt, responding to a request made by the delegates of the Interparliamentary union, sent a note to the powers taking part in the first peace conference at The Hague suggesting that the time was opportune for another meeting. The note met with favorable re-

sponses, but pending the conclusion of the Japanese-Russian war no time was fixed. When the war ended in 1905 Emperor Nicholas invited the nations to send delegates to The Hague. The invitations were accepted and the date of the conference was tentatively fixed for May, 1906.





# THE BLATCHFORD

"NO. 1" STEREOTYPE METAL.

STAR STEREOTYPE METAL.

BLATCHFORD PERFECTION LINOTYPE METAL.

MONOTYPE METAL.

AUTOPLATE METAL.

THE CHICAGO DAILY NEWS.

CHICAGO, Nov. 5, 1906.

Messrs E. W. Blatchford Co.,

Fulton and Clinton Streets, City.

Gentlemen: In response to your request we are glad to say that we have used your stereotype metal continuously for many years past and your linotype metal almost continuously since we have used the linotype machines. On our autoplating machines we are using your autoplating metal. We are pleased to state that all the above metals are giving us entire satisfaction. Yours truly, VICTOR F. LAWSON.

Manufactured Exclusively by

**E. W. Blatchford Company,**  
CHICAGO.

### NATIONAL SOCIETIES AND ASSOCIATIONS.

Scientific, medical, educational, legal and general.

- American Bankers' Association—President, G. S. Whitson, New York, N. Y.
- American Bar Association—President, Alton B. Parker, New York, N. Y.; secretary, John Hinckley, Baltimore, Md.
- American Civic Association—President, J. Horace McFarland, Harrisburg, Pa.
- American Economic Association—President, Prof. Frank W. Taussig, Harvard university.
- American Historical Association—President, Prof. John B. McMaster.
- American Medical Association—President, Dr. Joseph D. Bryant, New York, N. Y.; secretary, George H. Simmons, Chicago.
- American Political Science Association—President, Prof. Frank J. Goodnow, New York, N. Y.
- American National Red Cross Society—President, Wm. H. Taft, Washington, D. C.
- American Society of Religious Education—Secretary, Dr. J. E. Gilbert.
- Association of American Physicians—President, Dr. Frank Billings, Chicago; secretary, Dr. Henry Hun, Albany.
- Indian Rights Association—Corresponding secretary, Herbert Walsh, 1305 Arch street, Philadelphia, Pa.
- International Reform Bureau—206 Pennsylvania avenue, Washington, D. C.; president, Col. Weston Flint; superintendent and treasurer, Dr. Wilbur F. Crafts; devoted to suppression of intemperance, impurity, sabbath-breaking, gambling and kindred evils.
- League of American Municipalities—President, Edward F. Dunne, Chicago, Ill.; secretary, John McVickar, Des Moines, Iowa.
- National Business League—President, Erskine M. Phelps, Chicago; secretary, Austin A. Burnham, Chicago.
- National Civic Federation—President, Judge George Gray; secretary, Samuel B. Donnelly, 281 4th avenue, New York, N. Y.
- National Conference of Charities and Correction—General secretary, Dr. Alexander Johnson, New York, N. Y.
- National Educational Association—President, Nathan C. Schaeffer, Lancaster, Pa.; permanent secretary, Irwin Shepard, Winona, Minn.
- National Geographic Society—President, Willis L. Moore; secretary, O. P. Austin, Washington, D. C.
- National Municipal League—Secretary, Clinton K. Woodruff, Philadelphia, Pa.
- National Republican League—Secretary, Chauncey Dewey, Hamilton, O.
- National Spiritualists' Association—President, H. D. Barrett, Canaan, Me.; secretary, Mrs. Mary T. Longley, Washington, D. C.
- Patriotic League—Secretary, James T. White, 5 East 16th street, New York, N. Y.
- United Irish League of America—President, Michael J. Ryan, Philadelphia, Pa.; secretary, John O'Callahan, Globe building, Boston, Mass.

### NATIONAL ASSOCIATIONS OF WOMEN.

- General Federation of Women's Clubs—President, Mrs. Sarah Platt Decker, Denver, Col.; recording secretary, Mrs. Mary B. K. Sherman, Chicago.
- National Congress of Mothers—President, Mrs. Frederick Schoff, Philadelphia, Pa.; corresponding secretary, Mrs. E. C. Grice, Philadelphia, Pa.
- National Council of Women—Corresponding secretary, Mrs. Belinda S. Bailey, San Francisco, Cal.
- Woman's Christian Temperance Union—Corresponding secretary, Mrs. Susanna M. D. Fry, Evanston, Ill.
- National American Woman Suffrage Association—President, Rev. Anna H. Shaw; corresponding secretary, Miss Kate M. Gordon, New Orleans, La.

### ALASKA-YUKON-PACIFIC EXPOSITION.

There will be held from June 1 to Oct. 15, 1909, at Seattle, Wash., an international exposition to be known as the Alaska-Yukon-Pacific exposition. The cost is estimated at approximately \$10,000,000. Some 250 acres of the campus of the University of Washington have been selected as the site for the eleven principal exhibition buildings and other

structures of the fair. The primary purpose is to exploit the resources of the Alaska and Yukon territories in the United States and Canada. The present officers of the exposition are: J. E. Chilberg, president; J. A. Nadeau, director-general, and W. M. Sheffield, secretary.

### BROOM CORN IN 1904, 1905 AND 1906.

[Estimates of the American Agriculturist, Oct. 6, 1906.]

STATE.	1904.		1905.		1906.	
	Acres.	Pounds.	Acres.	Pounds.	Acres.	Pounds.
Illinois.....	16,000	8,400,000	16,500	9,900,000	20,000	11,000,000
Kansas.....	32,500	14,812,000	33,000	14,850,000	25,000	12,500,000
Nebraska.....	6,000	2,850,000	6,000	2,550,000	4,500	1,350,000
Oklahoma.....	45,000	13,950,000	42,000	13,650,000	45,000	22,500,000
Others.....	2,000	800,000	2,000	750,000	1,200	390,000
Total.....	101,500	40,812,000	99,500	41,700,000	95,700	47,740,000

CIRCULATION OF THE CHICAGO DAILY NEWS FOR 1906.

DATE.	Jan.	Feb.	March.	April.	May.	June.	July.	Aug.	Sept.	Oct.	Nov.	Dec.
1.....	H'lid'y 326,700	331,685	Sund'y 327,029	321,892	320,996	316,621	306,729	316,621	306,729	316,621	312,421	312,421
2.....	312,791	326,455	329,115	334,036	332,698	320,791	320,518	317,485	309,730	319,295	312,687	312,687
3.....	310,668	323,073	328,357	354,695	330,976	Sund'y 319,482	316,048	308,380	320,290	313,900	313,900	313,900
4.....	313,755	Sund'y 323,986	333,297	333,297	331,176	328,665	H'lid'y 315,226	309,582	317,401	Sund'y 315,226	315,226	315,226
5.....	315,858	326,374	333,522	330,820	328,021	320,067	321,069	Sund'y 312,668	312,668	319,031	315,063	315,063
6.....	305,438	323,430	331,986	331,828	Sund'y 322,950	322,950	320,853	319,839	317,463	313,679	355,964	355,964
7.....	Sund'y 326,411	332,082	335,294	330,362	323,945	309,239	317,212	315,260	Sund'y 315,260	315,260	329,547	329,547
8.....	314,400	327,289	333,498	Sund'y 326,358	324,376	Sund'y 320,143	310,143	310,694	Sund'y 316,244	315,232	315,232	315,232
9.....	314,464	327,411	333,411	332,838	329,178	315,692	324,274	320,804	Sund'y 322,465	315,868	315,868	315,868
10.....	319,212	323,873	332,573	331,540	330,925	Sund'y 319,306	318,959	316,686	321,684	314,823	314,823	314,823
11.....	318,745	Sund'y 323,378	333,466	337,978	329,312	321,841	320,096	311,151	316,275	321,754	Sund'y 316,275	316,275
12.....	319,088	323,073	328,357	337,157	326,088	319,691	320,354	Sund'y 315,885	321,715	311,814	311,814	311,814
13.....	314,180	322,074	329,643	Sund'y 330,397	322,055	318,890	319,346	316,245	339,947	314,833	314,833	314,833
14.....	Sund'y 326,212	340,771	335,450	330,397	321,434	305,458	316,261	317,134	Sund'y 315,792	315,792	315,792	315,792
15.....	324,535	326,305	329,005	Sund'y 326,632	326,062	Sund'y 318,324	318,324	314,580	310,353	315,417	315,417	315,417
16.....	346,415	331,951	331,291	336,861	327,631	312,475	320,442	317,674	Sund'y 310,487	314,816	314,816	314,816
17.....	317,423	336,516	335,173	335,039	327,069	Sund'y 318,325	316,347	318,720	313,731	318,258	318,258	318,258
18.....	323,704	Sund'y 330,578	332,614	333,600	326,192	322,248	321,956	309,733	316,793	307,086	Sund'y 316,793	316,793
19.....	323,857	332,068	330,732	336,927	322,747	318,987	321,253	Sund'y 314,521	310,311	318,151	318,151	318,151
20.....	322,138	329,351	330,572	337,563	Sund'y 327,631	327,631	320,847	317,392	310,911	315,053	315,053	315,053
21.....	Sund'y 331,783	332,614	347,282	328,270	321,419	309,194	314,702	315,567	Sund'y 312,208	312,208	312,208	312,208
22.....	324,490	333,598	332,157	Sund'y 322,671	342,795	Sund'y 314,251	314,511	311,511	311,638	315,691	315,691	315,691
23.....	325,802	329,340	332,043	339,546	323,770	307,954	323,838	Sund'y 310,081	316,298	316,298	316,298	316,298
24.....	328,052	321,099	338,985	336,559	Sund'y 324,801	314,106	312,413	313,288	312,274	319,900	319,900	319,900
25.....	329,037	Sund'y 330,411	329,404	334,351	324,424	324,670	321,204	306,970	317,948	317,948	Sund'y 317,948	317,948
26.....	328,083	330,411	329,404	333,982	319,376	323,075	315,357	Sund'y 320,649	310,535	318,172	318,172	318,172
27.....	330,204	329,823	331,952	335,552	Sund'y 323,433	316,734	321,694	319,696	310,109	317,222	317,222	317,222
28.....	Sund'y 330,056	334,472	Sund'y 322,063	323,961	322,447	301,281	312,635	308,800	Sund'y 318,322	318,322	318,322	318,322
29.....	330,852	334,472	Sund'y 322,063	323,961	322,447	301,281	312,635	308,800	Sund'y 318,322	318,322	318,322	318,322
30.....	328,671	332,185	337,267	327,591	309,986	314,909	316,125	Sund'y 311,840	311,840	318,751	318,751	318,751
31.....	329,680	335,657	331,540	321,178	321,178	321,178	315,874	Sund'y 311,172	311,172	311,172	311,172	311,172
Total.	3,277,717	3,281,059	3,287,428	3,419,945	3,643,450	3,251,472	3,835,708	3,400,490	3,734,324	3,400,000	3,288,040	3,288,040
Av'r'g.	318,373	325,877	328,589	336,737	320,312	316,565	313,428	311,351	309,372	311,133	313,521	313,521

Unsold copies are deducted in the totals.

TOTAL FOR THE YEAR 1906 (excluding December)..... 90,485,735 COPIES  
 DAILY AVERAGE FOR THE YEAR 1906 (excluding December) . . . 318,611 COPIES

AVERAGE DAILY ISSUE OF THE CHICAGO DAILY NEWS FOR EACH MONTH FROM THE SECOND YEAR OF ITS PUBLICATION.

YEAR.	Jan.	Feb.	Mar.	April.	May.	June.	July.	Aug.	Sept.	Oct.	Nov.	Dec.	Av'ge
1877.....	11,429	14,841	16,414	18,408	20,715	22,769	35,320	25,396	25,204	23,312	24,439	26,715	22,037
1878.....	28,406	37,019	37,736	37,897	38,548	43,743	49,844	40,911	39,777	39,390	36,817	38,314	38,314
1879.....	38,667	41,346	46,299	46,008	47,105	49,428	47,500	46,500	44,571	44,710	44,942	44,760	45,194
1880.....	48,891	49,425	49,874	49,445	53,834	58,776	50,049	50,623	57,958	58,596	59,672	54,473	54,801
1881.....	57,795	62,965	67,959	69,305	65,067	63,832	71,209	70,397	68,551	62,097	60,500	60,395	64,870
1882.....	61,679	66,941	66,068	65,208	65,193	70,468	73,078	70,456	67,908	65,907	64,819	64,399	66,680
1883.....	67,278	71,379	77,153	76,994	77,462	78,603	78,177	79,423	73,185	71,863	74,527	74,919	75,115
1884.....	76,577	82,538	86,928	87,852	88,645	92,292	91,231	88,495	86,221	89,136	107,429	82,465	88,306
1885.....	84,119	89,959	98,029	104,513	100,802	100,218	108,323	101,329	97,300	96,817	102,705	102,497	99,005
1886.....	104,197	110,325	116,024	117,869	125,294	113,471	112,438	117,677	109,700	110,490	115,103	110,149	113,615
1887.....	114,022	119,148	126,040	124,912	118,743	122,714	126,925	122,173	121,338	122,659	154,086	122,419	125,225
1888.....	120,657	126,891	137,123	136,400	155,321	140,525	128,837	123,852	131,864	127,724	131,777	159,098	128,676
1889.....	120,947	126,446	142,655	135,033	131,378	145,576	142,653	154,238	130,016	128,670	135,577	147,786	154,059
1890.....	126,365	141,885	142,655	135,033	130,414	125,136	125,190	125,190	124,429	120,304	139,020	150,850	132,937
1891.....	132,726	152,569	144,467	154,196	141,553	141,735	141,838	139,707	138,497	137,294	140,524	145,707	142,022
1892.....	148,232	155,462	159,849	162,563	161,804	169,096	170,490	169,259	171,053	166,626	173,570	168,490	164,175
1893.....	171,818	180,019	188,567	191,393	196,218	202,267	201,051	203,216	190,481	188,067	198,070	200,589	192,445
1894.....	206,388	204,477	207,590	206,285	198,495	195,865	232,022	232,022	217,115	185,565	186,070	200,589	200,589
1895.....	198,947	207,246	211,378	212,962	205,732	202,605	201,378	195,977	193,311	198,362	202,558	197,262	300,881
1896.....	208,781	213,062	216,542	212,104	209,945	210,265	206,372	198,853	189,106	190,700	206,609	202,762	302,496
1897.....	201,340	208,779	226,362	221,306	222,560	217,707	212,217	219,557	223,763	238,003	228,113	202,497	304,724
1898.....	229,065	249,951	260,222	265,313	238,695	210,820	208,526	229,243	222,041	237,839	250,085	254,447	322,595
1899.....	260,965	296,761	267,567	266,677	255,448	252,405	249,243	250,598	254,654	254,681	271,733	269,975	375,512
1900.....	279,219	297,116	288,389	286,657	273,142	272,598	262,081	261,109	262,803	276,960	281,730	271,384	388,156
1901.....	281,600	287,113	292,285	285,874	283,297	281,698	275,910	271,783	300,410	290,915	295,625	296,536	375,789
1902.....	304,496	300,198	310,355	306,825	300,007	307,406	301,915	303,123	299,607	322,835	333,883	300,589	304,215
1903.....	304,870	310,033	311,771	311,374	302,644	308,305	297,500	294,147	295,351	301,732	312,165	319,518	305,534
1904.....	321,808	338,458	338,784	333,324	320,867	319,064	310,677	309,437	309,214	312,616	307,765	311,539	311,539
1905.....	315,800	317,994	325,024	322,607	325,373	318,204	306,335	302,624	301,714	301,540	305,211	308,865	312,627
1906.....	318,373	325,877	328,589	336,737	320,312	316,565	313,428	311,351	309,372	311,133	313,521	313,521	313,521

The omission of the circulation figures for December is due to going to press before the end of the month. The circulation for the entire year will be given in all subsequent editions of the Almanac.

**Suggestions** Purchasers of The Chicago Daily News Almanac and Year-Book are invited to send suggestions for its improvement to the Editor of The Chicago Daily News Almanac and Year-Book, 123 5th-av., Chicago.

## INDEX—1907.

	Page		Page
Abyssinia .....	115	Appropriations, Illinois.....	395
Academy, Members of French.....	57	Aquidaban, Loss of.....	101
Academy of Sciences.....	429	Arbitration, State Board of.....	394
Academy of Sciences Library.....	436	Architect, County.....	406
Accidents .....	275, 276	Architect, State Supervising.....	394
Accidents, Chicago, Statistics.....	437	Arctic Exploration.....	246
Acts of 59th Congress.....	167	Area, Gross, of United States.....	59
Administrator, Public.....	406	Area of American Cities.....	52
Afghanistan .....	114	Argentina .....	116
Africa, Countries of.....	115	Armies and Navies of the World.....	106
Africa, Population of.....	40	Army and Militia in 1905.....	144
Age, Population by.....	47	Army, Authorized Strength of.....	143
Agricultural Statistics.....	67	Army of the United States.....	137
Agriculture, Department of.....	123	Army Officers, Active.....	138
Agriculture, State Board of.....	392	Army Officers, Retired.....	140
Airship, Santos Dumont's.....	251	Army Pay Table.....	143
Airship, Wellman.....	246	Arrests by Chicago Police.....	420
Airship, Wellman-Chicago Record-Herald	246	Arrivals and Clearances, Chicago.....	440
Alaska, Delegate from.....	175	Art Institute.....	446
Alaska-Yukon-Pacific Exposition.....	470	Art League, Municipal.....	446
Alcohol, Free Denatured.....	176	Asbestos Production.....	88
Aldermen, Board of.....	413	Asia, Countries of.....	114
Aldermen, Vote for.....	361	Asia, Population of.....	40
Alfonso, King, Attempt to Kill.....	26	Asphaltum Production.....	88
Alfonso III.....	261	Assassinations In Russia.....	270
Algeciras, Morocco Conference at.....	85	Assay Offices, United States.....	23
Algeria .....	115	Assessments, Cook County.....	430
Aluminum Production.....	88	Assessment of Property, Chicago.....	430
Ambassadors, American.....	131	Assessors, Board of.....	405
Ambassadors, Foreign, in United States.	135	Assessors, Vote for.....	358
American Bankers' Association.....	470	Associated Jewish Charities.....	445
American Bar Association.....	470	Associated Press Officers.....	117
American Civic Association.....	470	Association of American Physicians.....	470
America's Cup.....	220	Associations, National.....	470
American Economic Association.....	470	Associations, Political, Chicago.....	421
American Federation of Labor.....	253	Asylums, Insane, Illinois.....	393
American Hall of Fame.....	151	Athletic Records, Amateur.....	212
American Historical Association.....	470	Atlanta, Ga., Race War In.....	242
American Medical Association.....	470	Atlantic City Disaster.....	264
American Society of Religious Education	470	Atlantic Voyages, Fastest.....	240
Amundsen, Roald, Expedition.....	246	Attorney, City.....	414
Anglo-Boer War Chronology.....	99	Attorney, City Prosecuting.....	414
Anniversaries, Wedding.....	17	Attorney, County.....	406
Antarctic Exploration.....	246	Attorney-Generals .....	31
Antimony Production.....	88	Attorney-General's Department.....	122
Antitrust Law, Sherman.....	51	Attorney, State's.....	406
Appellate Court, Cook County.....	409	Attorney, United States, Chicago.....	411
Applications for Patents.....	27	Attorneys, District.....	127
Apportionment of Representatives.....	37	Australia, Commonwealth of.....	108
Appraiser's Office, Chicago.....	411	Austria-Hungary .....	109
Appropriations by 59th Congress.....	176	Automobile Racing.....	228
Appropriations, Chicago.....	434	Balloon Racing.....	218
Appropriations, Cook County.....	400	Bank Clearings, Chicago.....	452

	Page		Page
Bankers' Association, American.....	470	Calendar, Russian.....	13
Banking, Growth of.....	100	Calumet Club.....	456
Banking Power of United States.....	100	Calumet Park.....	464
Banking Statistics Begin.....	100	Canada Cup.....	221
Banking Statistics, Foreign.....	104	Canada, Dominion of.....	108
Barks, Chicago.....	452	Canadian Sunday Observance Law.....	192
Banks, Loan and Trust.....	101	Canal Commissioners.....	394
Banks, National.....	100	Canal, Drainage, Chicago.....	447
Banks, Private.....	101	Canal, Illinois and Michigan.....	395
Banks, Savings.....	101, 102	Canal, Lake Erie.....	176
Banks, School Savings.....	103	Canals, Great Ship.....	18
Banks, State.....	101	Cananea Mine Riots.....	230
Baptist Denomination.....	191	Cape of Good Hope.....	115
Bar Association, American.....	470	Capital Punishment.....	55
Barley Production.....	70	Capitals of States.....	157
Baseball, College.....	218	Carnegie Foundation.....	248
Baseball in 1906.....	216	Carnegie Hero-Fund Awards.....	247
Bathing Beaches, Chicago.....	447	Carnegie Institution of Washington.....	103
Baths, Free Public.....	429	Casino Club.....	456
Beef Packers, Proceedings Against.....	262	Casualties, Fourth of July.....	64
Beef Packing in Chicago.....	442	Casualties, Miscellaneous.....	276
Belgium.....	109	Catholic Church in Chicago.....	439
Benevolent Institutions.....	64, 65	Catholic Church in United States.....	188
Benevolent Societies.....	193	Caxton Club.....	456
Ben-Hur, Tribe of.....	195	Cement Production.....	85
Benson, Alfred W., Sketch.....	272	Cemeteries, Chicago.....	400
Bequests, Public.....	264	Cemeteries, National.....	245
Bialystok Massacre.....	270	Census, Bureau of the, Chicago.....	411
Billiards.....	229	Census of Minors in Chicago.....	423
Birth Rate in Various Countries.....	57	Central American States.....	116
Blackstone Branch Library.....	435	Central Station, Railroad.....	466
Blind, Industrial Home for.....	391	Chanery, Masters in.....	468
Blind in the United States.....	242	Charitable Institutions.....	64, 65
Board of Aldermen.....	413	Charities, Board of, Illinois.....	394
Board of Education.....	425	Charities, National Conference.....	470
Board of Local Improvements.....	415	Charity Organizations.....	445
Board of Trade, Chicago.....	434	Charlevoix Club.....	456
Boer War Chronology.....	99	Charter, Chicago.....	468
Bokhara.....	114	Charter Decision, Chicago.....	468
Bolivia.....	116	Chemicals, Prices of.....	75
Borax Production.....	88	Chess.....	230
Boulevards, Chicago.....	464	Chicago Academy of Sciences.....	429
Bowling.....	225	Chicago Assessments.....	430
Brazil.....	116	Chicago Athletic Association.....	456
Brdwell.....	416	Chicago Automobile Club.....	456
Bridge at St. Louis.....	176	Chicago Charter Decision.....	468
Bridges, Closed Hours on.....	421	Chicago City Debt.....	450
British Columbia Game Laws.....	232	Chicago City Officials.....	413
British Education Bill.....	245	Chicago Club.....	456
Brooklyn Handicap.....	207	Chicago Daily News Circulation.....	471
Broom Corn Production.....	470	Chicago Daily News Fresh-Air Fund.....	445
Brotherhood of Locomotive Engineers.....	255	Chicago Law Institute.....	436
Brown, Elmer E., Sketch.....	272	Chicago, Population of.....	422
Buchtel, Henry A., Sketch.....	273	Chicago Postoffice.....	431
Buckwheat Production.....	70	Chicago Public Library.....	435
Builders' Club.....	456	Chicago Receipts and Shipments.....	433
Building Commissioner.....	415	Chicago School Census.....	423
Building Department, City.....	415	Chicago Schools, List of.....	425
Building Materials, Prices of.....	75	Chicago University Library.....	436
Building Statistics, Chicago.....	450	Chicago Weather.....	421
Bulgaria.....	109	Chicago Woman's Club.....	456
Bureau of Charities, Chicago.....	445	Chicago Yacht Club.....	456
Bushe, Statutory Weights of.....	21	Chiefs of Police, Chicago.....	412
Business League, National.....	470	Chile.....	116
Cab Fares, Legal.....	468	Chimney, Highest in United States.....	13
Cabinets and Presidents.....	30	China.....	114
Cabinet Changes in 1907.....	33	Chinese Calendar.....	13
Cables of the World.....	86	Christian IX., Death of.....	72
Calendar, Chinese.....	13	Church Days.....	3
Calendar for 1907.....	5	Churches in the United States.....	185
Calendar for 1908.....	12	Cincinnati, Society of the.....	204
Calendar, Greek Church.....	13	Circuit Court.....	409
Calendar, Jewish.....	13	Circuit Court Clerk, Vote for.....	358
Calendar, Mohammedan.....	13	Circuit Court Judge, Vote for.....	362
Calendar, Ready-Reference.....	11	Circuit Court of Appeals, Federal.....	125

	Page		Page
Circuit Court, United States, in Chicago.	409	Consuls, United States.....	132
Circuit Courts, United States.....	125	Consumption, Per Capita.....	94
Circulation of Chicago Daily News.....	471	Conventions, National Nominating.....	38
Circulation Statement, Money.....	96	Cook County Appropriations.....	400
Cities, American, Population in 1904.....	52	Cook County Assessments.....	430
Cities, American, Statistics of.....	52	Cook County, Bonded Debt of.....	406
Cities, Distances Between.....	56	Cook County Courts.....	409
Cities, Great, of the World.....	55	Cook County Officials.....	405
Cities, Incorporated, Population of.....	49	Cook County Political Committees.....	238
Citizens' Association.....	421	Copper Production.....	88
City Attorney's Office.....	414	Copyright Regulations.....	61
City Clerk's Office.....	414	Corn Crop of World.....	68
City Club.....	421	Corn Prices, Chicago.....	444
City Collector's Office.....	414	Corn Production, United States.....	69, 70
City Comptroller's Office.....	414	Coroner's Office.....	406
City Engineer's Office.....	415	Corporation Counsel.....	414
City Officials.....	413	Correction, House of.....	416
City Officials, Salaries of.....	418	Correction, House of, Statistics.....	424
City Treasurer's Office.....	414	Cost of Living and Wages.....	63
Civic Association, American.....	470	Costa Rica.....	116
Civic Federation.....	421	Cotton Production.....	70
Civic Federation, National.....	470	Council, City.....	413
Civil-Service Commission, City.....	416	Council Committees.....	413
Civil-Service Commission, County.....	405	County Agent's Office.....	406
Civil-Service Commission, State.....	394	County and State Debts.....	260
Civil Service, Federal, Employes in.....	130	County Attorney's Office.....	406
Civil-Service League, Chicago.....	421	County Board, President, Vote for.....	359
Civil-Service Reform Association.....	421	County Buildings, Location.....	412
Civil Service, United States.....	24	County Clerk, Vote for.....	358
Civil-War Survivors.....	32	County Clerk's Office.....	405
Claims, Court of, Illinois.....	394	County Commissioners, List of.....	405
Clearances and Arrivals, Chicago.....	440	County Commissioners, Vote for.....	359
Clearings, Chicago Bank.....	452	County Court.....	409
Climatology of United States.....	124	County Court Judge, Vote for.....	358
Clothing Prices.....	75	County Democracy Club.....	421
Clubs and Clubhouses, Chicago.....	456	County Department Directory.....	412
Coal Produced in the United States.....	176	County Institutions.....	406
Coal Production of Illinois.....	440	County Surveyor, Vote for.....	362
Coburn, Foster D., Sketch.....	272	County Treasurer's Office.....	405
Coffee and Tea Consumed.....	65	Courriere Mine Disaster.....	130
Coinage by Nations.....	91	Court, Municipal, of Chicago.....	410
Coinage, Per Capita.....	93	Court of Claims, United States.....	125
Coins of the United States.....	98	Courts, Federal.....	125
Coins, Value of Foreign.....	19	Courts in Cook County.....	409
Collections, Postoffice.....	431	Cows in the United States.....	71
Collector, City.....	414	Crawford, Coe I., Sketch.....	274
College Colors.....	61	Crerar Library.....	435
Colleges and Universities.....	281	Criminal Court.....	409
Collegiate Athletic Championships.....	214	Criminal Court Clerk, Vote for.....	358
Colombia.....	116	Criminal Statistics, Chicago.....	420
Colonial Club of Chicago.....	456	Crops by Year.....	70
Colonies of Each Nation.....	60, 61	Crops, Farm Value of.....	71
Color, Population by.....	46	Cuba, Population, Etc.....	117
Colorado Game Laws.....	232	Cuba, Revolution in.....	248
Colorado Railroad Wreck.....	117	Cuba, Storm in.....	267
Colors, College.....	61	Cuban War Chronology.....	99
Columbia Yacht Club.....	456	Cummins, Albert D., Sketch.....	273
Commerce and Labor Department.....	121	Custom House, Chicago.....	411
Commerce and Labor, Secretaries of.....	33	Customs Duties.....	83
Commercial Association, Chicago.....	411	Customs Duties Collected.....	85
Commercial Club.....	456	Customs Revenue, Per Capita.....	93
Committees, Cook County.....	238	Czar, Address of, to Douma.....	268
Committees, Illinois Political.....	237	Daily News, Chicago, Circulation.....	471
Committees, Political.....	233	Dates of Recent Historical Events.....	261
Commodities, Relative Prices of.....	73	Daughters of American Revolution.....	205
Compensation, Bureau of.....	415	Daughters of Veterans.....	204
Complaints, Bureau of.....	415	Davidson, James O., Sketch.....	274
Comptroller's Office, City.....	414	Days of Grace.....	19
Comptroller's Office, County.....	405	Deaf in the United States.....	242
Confederate Veterans, United.....	202	Dearborn Station, Chicago.....	466
Congregational Churches.....	191	Death, Chief Causes of.....	57
Congress, 59th, Members of.....	159	Death Penalty in United States.....	55
Congress, Speakers of.....	32	Death Rate in American Cities.....	57
Congress, Work of 59th.....	167	Death Rate in Various Countries.....	57
Congressmen, Apportionment of.....	37	Death Roll of 1906.....	276
Consular Service.....	131	Deaths of Pioneers.....	389
Consular Service Reorganization.....	175	Debt, Bonded, of Cook County.....	406
Consuls, Foreign, in Chicago.....	443	Debt, Chicago Bonded.....	450

	Page		Page
Debt, Public, Analysis of.....	97	Engineer, City.....	415
Debt, Public, Since 1791.....	97	Engineer, United States, Chicago.....	411
Debts, National.....	105	Engineers, Board of Examining.....	416
Debts of American Cities.....	55	England, Population of Cities.....	107
Debts, State and County.....	260	Englewood Club.....	456
Democracy, County.....	421	Entomologist, State.....	392
Democratic National Committee.....	233	Episcopal Church.....	188
Democratic County Committee.....	239	Equalization, State Board of.....	393
Democratic State Committee.....	237	Eruption of Mount Vesuvius.....	266
Denmark.....	110	Europe, Population of.....	40
Denmark, Death of King of.....	72	Evanston Public Library.....	436
Denominational Statistics.....	185	Events of 1906.....	275
Dental Examiners, Illinois.....	393	Events, Recent Historical.....	261
Department of Justice.....	122	Expenditures, Chicago.....	450
Department of Public Works.....	415	Expenditures, Government.....	96
Department of the Lakes, Army.....	143	Expenditures, National.....	105
Departments, Army.....	137	Expenditures of Cities.....	54
Dependencies of Each Nation.....	61	Exports per Capita.....	94
Derby, English.....	207	Exports of Merchandise.....	77-82
Derby, Kentucky.....	207	Exposition in Seattle.....	470
Diamonds, Largest in World.....	97	Factory Inspectors.....	393
Diamonds, Weights of.....	176	Failures in the United States.....	104
Diplomatic Service.....	131	Fallieres, Clement A., Sketch.....	274
Dispensaries.....	443	Fallieres, M., Elected President.....	27
Dispensaries in United States.....	65	Fares for Hacks and Cabs.....	468
Distances Between Cities.....	56	Fame, American Hall of.....	151
Distances to Seaports.....	56	Families in the United States.....	58
District Attorneys, United States.....	127	Farm Animals in United States.....	71
District Court, United States, in Chicago.....	409	Farm Crops by Years.....	70
District Courts, United States.....	126	Farm Property, Value of.....	71
Divorce, Causes for.....	181	Farmers' Institute, Illinois.....	392
Divorce Decision by Supreme Court.....	252	Farms, Average Value of.....	72
Douglas Park.....	464	Farms in the United States.....	71
Douma, Russian.....	268	Federal Officials.....	119
Drago Doctrine.....	66	Federation, Civic, Chicago.....	421
Drainage Canal of Chicago.....	447	Federation of Labor, American.....	253
Drainage Decision, St. Louis Case.....	395	Federation of Woman's Clubs.....	470
Drainage Trustees, Vote for.....	359	Feeble-Minded in United States.....	243
Dreyfus Case.....	261	Ferguson Monument Fund.....	240
Drugs, Prices of.....	75	Feldspar Production.....	88
Dumont, Santos, Airship.....	251	Field, Marshall, Death of.....	438
Dunning Institutions.....	406	Field, Marshall, Will of.....	438
Du Pont, Henry A., Sketch.....	272	Field Museum Library.....	437
Duquesne Club.....	456	Field Museum of Natural History.....	458
Duties Collected from Customs.....	85	Fifty-Ninth Congress, Members of.....	159
Duties, Customs.....	83	Finances; Government, Per Capita.....	93
Dwellings in United States.....	58	Fire Boats, Location of.....	448
Eagles, Fraternal Order of.....	195	Fire Department.....	416
Earthquake and Fire in San Francisco.....	265	Fire-Department Chiefs.....	448
Earthquake and Fire in Valparaiso.....	264	Fire Engines, Location of.....	443
Earthquake in Formosa.....	267	Fire in San Francisco.....	265
Eastern Star, Order of.....	194	Fire-Insurance Patrols.....	448
Easter Sunday Dates.....	13	Fire Losses and Casualties.....	275
Eclipses in 1907.....	3	Fire Losses in Chicago.....	469
Eclipses of Moon.....	3, 14	Fire Marshals, Chicago.....	443
Economic Association, American.....	470	Fires and Fire Casualties.....	275
Ecuador.....	116	Fires, Forest.....	289
Edgewater Country Club.....	456	Fish and Game Laws.....	231
Education, Am. Society of Religious.....	470	Flaxseed Production of United States.....	68
Education Bill, British.....	245	Floods and Storms.....	275
Education, Board of.....	425	Flying Machine, Santos Dumont's.....	251
Education, Commissioner of.....	123	Food Commissioners, Illinois.....	392
Education, Statistics of.....	283	Food, Law Against Adulteration of.....	167, 169
Educational Association, National.....	470	Foot Races, Marathon.....	216
Egypt.....	115	Foreigners in Chicago.....	422
Election Calendar.....	256	Football.....	219
Elections in 1907.....	256	Forecasts, Weather.....	17
Election Returns by States.....	288-348	Foreign-Born Population.....	41, 44, 46
Election Returns, Chicago.....	349	Foreign Governments.....	107
Election Returns, Cook County.....	349	Foresters, Independent Order of.....	196
Electoral College.....	32	Formosa, Earthquake in.....	267
Electoral Vote by States.....	28	Forty Club.....	456
Electricity, Department of.....	416	Fountains in Chicago.....	446
Elks, B. P. O.....	195	Fourth of July Casualties.....	64
Ember Days.....	3	France.....	110
Emperor's Cup.....	220	France, Presidential Election in.....	27
Employs, City, Salaries of.....	413	Franchises, Street-Railway.....	440
Encampments, National G. A. R.....	201	Francis, Charles S., Sketch.....	273

	Page		Page
Fraternal Beneficiary Associations.....	198	Honduras .....	116
Fraternal Congress, National.....	197	Honduras, Storm in.....	267
Fraternal Societies.....	193	Hongkong, Typhoon.....	267
Fraternal Union of America.....	197	Hop Production.....	72
French Academy, Members of.....	57	Horse Racing.....	207
Frederick VIII., Sketch.....	274	Horses in the United States.....	71
Fresh-Air Fund, Daily News.....	445	Horticultural Society.....	392
Fuel Prices.....	75	Hospital, County.....	466
Fuller's Earth Production.....	88	Hospitals in Chicago.....	421
Furniture, Prices of.....	75	Hospitals in the United States.....	65
Futurity Stakes.....	207	Housefurnishing Goods, Prices of.....	75
Gage Park.....	464	House of Correction.....	416
Game and Fish Laws.....	231	House of Correction Statistics.....	424
Gapon, Father, Killed.....	270	Hughes, Charles E., Sketch.....	274
Garfield Park.....	464	Humboldt Park.....	464
Garishment Law of Illinois.....	448	Hungary and Austria.....	109
Garrett Biblical Institute Library.....	436	Hurricanes on Gulf Coast.....	267
Gas, Natural, Production.....	88	Hydrographer's Office, Chicago.....	411
Gaynor-Greene Case.....	162	Ibsen, Henrik, Death of.....	183
Gearin, John M., Sketch.....	272	Idaho Game Laws.....	232
General Slocum Disaster.....	398	Illinois and Michigan Canal.....	395
Geological Survey.....	123	Illinois Civil List.....	391
Geographic Society, National.....	470	Illinois Club.....	456
Germania Club.....	456	Illinois Game Laws.....	231
Germany.....	110	Illinois Manufactures.....	449
Gold and Silver Coinage.....	90	Illinois Officials.....	391
Gold and Silver Imports and Exports.....	82	Illinois Political Committees.....	237
Gold and Silver of World.....	90	Illinois Primary Election Law.....	396
Gold and Silver Production.....	89	Illinois Senatorial Districts.....	399
Gold and Silver, Stock of.....	89	Illinois State Appropriations.....	395
Gold Coinage by Nations.....	91	Immigration Bureau, Chicago.....	411
Gold, Fineness of.....	176	Immigration into the United States.....	244
Gold, World's Production of.....	91	Immigration Law.....	244
Golf.....	223	Immunity of Witnesses.....	175
Government Expenditures.....	96	Implements, Prices of.....	75
Government Finances, per Capita.....	93	Imports, Chicago.....	433
Government, National.....	119	Imports of Merchandise.....	76-82
Government Officials.....	119	Improvements, Board of Local.....	515
Government Offices in Chicago.....	411	Incorporated Cities, Population of.....	49
Government Receipts.....	96	Incorporation of Cities, Dates of.....	52
Governments, Foreign.....	107	Independence League.....	421
Governors of States.....	157	India.....	108
Grain Statistics, Chicago.....	444	Indian Affairs, Office of.....	123
Grace, Days of.....	19	Indian Reservations.....	206
Grain Markets of the United States.....	36	Indian Rights Association.....	470
Grand Army of the Republic.....	201	Indian Territory Statehood.....	257
Grand Central Station.....	466	Indian Territory Statehood Act.....	167, 175
Grand Prix de Paris.....	207	Indiana Game Laws.....	231
Great Britain.....	107	Indians in the United States.....	46
Greece.....	111	Indoor Athletic Records.....	213
Greek Church Calendar.....	13	Industries, Leading, by Groups.....	252
Guam.....	250	Information, Bureau of, City.....	415
Guatemala.....	116	Inheritance Taxes.....	241
Guild, Curtis, Sketch.....	274	Insane in Foreign Countries.....	243
Gypsum Production.....	88	Insane Hospitals, Illinois.....	393
Hack Fares, Legal.....	468	Insane in the United States.....	243
Hague Peace Conference.....	468	Inspectors of Steam Vessels, Chicago.....	411
Haiti.....	117	Insurance Reforms.....	86
Hamilton Club.....	456	Interest, Legal.....	19
Hamilton Park.....	464	Interest Table.....	13
Hammond Library.....	436	Interior Department.....	123
Hardin Square.....	464	Interior, Secretaries of.....	31
Harper, William R., Death of.....	242	Internal Revenue Collections, Chicago.....	452
Hawaii, Territory of.....	250	Internal Revenue Office, Chicago.....	411
Hay Production.....	70	Internal Revenue, Per Capita.....	93
Health, Board of, Illinois.....	393	Internal Revenue Statistics.....	182
Health Department, City.....	415	Interstate-Commerce Commission.....	123
Hebrew Calendar.....	13	Iowa Game Laws.....	231
Hero Fund, Carnegie, Awards.....	247	Ireland, Population of.....	107
Hibernians, Ancient Order of.....	195	Irish League, United, of America.....	470
Historical Association, American.....	470	Iron, Pig, Production.....	88
Historical Events, Recent.....	261	Iroquois Club.....	456
Historical Society Library.....	436	Israel, Free Sons of.....	195
Hoch, Edward W., Sketch.....	274	Italy.....	111
Holidays, Legal.....	22	Jackson Park.....	464
Holland.....	113	Japan.....	114
Homes, Ownership of.....	58	Japanese in America.....	348
Homestead Law.....	88	Japanese in Schools, President on.....	376



	Page		Page
Japanese-Russian War Chronology.....	99	Manitoba Game Laws.....	232
Jefferson Club.....	421	Manufactures in Illinois.....	449
Jefferson Park.....	464	Manufactures in 1905.....	251
Jewish Calendar.....	13	Maps, Bureau of.....	415
Jews, Massacres of.....	270	Marathon Foot Races.....	216
John Crerar Library.....	435	Marine Corps Pay Table.....	156
Joint Statehood Act.....	167, 175	Marine Corps, United States.....	150
Johnson, John A., Sketch.....	274	Marine Disasters.....	275
Judges Municipal Court, Vote for.....	360	Marine Hospital, Chicago.....	411
Judges of United States District Courts.....	126	Marine, Merchant, of United States.....	87
Judiciary, Federal.....	125	Marine Tonnage.....	141
Jury Commission, City.....	405	Maris Production.....	88
Justice, Department of.....	122	Markets, Grain, in United States.....	36
Juvenile Court.....	409	Marquette Club.....	456
Kearsarge, Explosion on.....	16	Marquette Park.....	464
Kenwood Club.....	456	Marriage Laws.....	184
King Edward Cup.....	222	Mars Nearest Earth.....	15
Knights and Ladies of Honor.....	197	Marshals, United States.....	128
Knights of Labor.....	255	Marshal, United States, Chicago.....	411
Knights Templars.....	193	Masonic Grand Lodges.....	193
Kongo Free State.....	115	Masons, Royal Arch.....	194
Korea.....	111	Masons, Scottish Rite.....	193
Labor, American Federation of.....	253	Massacra of Jews.....	270
Labor and Commerce Department.....	121	Masters in Chancery.....	468
Labor, Bureau of, Chicago.....	411	Mayors of Chicago.....	437
Laboratory, City.....	415	Mayor's Office.....	413
Labor Organizations.....	253	Mayors of Large Cities.....	136
Labor Union Statistics.....	252	McKinley Park.....	464
Ladies of the G. A. R.....	202	Measures and Weights.....	20
Lake Erie Canal.....	176	Meat-Inspection Law.....	167, 171
Lake Shore Club.....	456	Meat Trade of the World.....	37
Lakeside Club.....	456	Medical Association, American.....	470
Lake Trade, Chicago.....	440	Men of the Year.....	272
Lake Weather Indications.....	33	Menoken Club.....	456
Lakes, Military Department of.....	143	Merchandise Imports, Chicago.....	433
Land Office, General.....	123	Merchant Marine of the United States.....	87
Lands, Public.....	118	Merchants' Club.....	456
Lard, Prices of, Chicago.....	445	Mercury, Transit of.....	14
LaSalle Street Station.....	466	Mesa Verde National Park.....	175
Law Institute, Chicago.....	436	Message, President's.....	363
Lawn Tennis.....	223	Mess Pork, Prices of, Chicago.....	445
Lead Production.....	88	Metals, Prices of.....	75
League of American Municipalities.....	470	Methodist Church.....	189
Legacy Taxes.....	241	Metric System.....	20
Legal Holidays.....	22	Mexico.....	115
Legations, Foreign, in United States.....	135	Meyer, George v. L., Sketch.....	273
Legislatures of States, Terms of.....	157	Mica Production.....	88
Legislative Voters' League.....	321	Michigan Forest Fires.....	280
Lewis Institute Library.....	436	Michigan Game Laws.....	231
Liberia.....	115	Mid-Day Club.....	456
Libraries, Public, of Chicago.....	435	Midway.....	464
Library, Chicago Public.....	435	Mikkelsen Expedition.....	246
Library Stations, Chicago.....	435	Military Appropriations of Nations.....	106
Life-Insurance Reforms.....	86	Military Order Foreign Wars.....	203
Life-Saving Service.....	14	Militia by States in 1905.....	144
Life-Saving Service, Chicago.....	411	Militia of Illinois.....	462
Lighthouse Department, Chicago.....	411	Militia, State, Act.....	176
Lighting, Street, Chicago.....	466	Milwaukee Avenue State Bank Failure.....	411
Limitations, Statute of.....	19	Mine Disaster in France.....	130
Lincoln Club.....	456	Mine Riots at Cananea.....	230
Lincoln Park Board.....	464	Mineral Products of United States.....	88
Lincoln Park Club.....	456	Mineral Waters.....	88
Lipton Cup.....	221	Miners in Chicago.....	423
Liquors Consumed.....	65	Mines, Inspectors of.....	393
Literacy, Population by.....	47	Mining Board, State.....	393
Live-Stock Commissioners, Illinois.....	392	Mining Disasters.....	276
Living, Wages and Cost of.....	63	Ministers, American.....	131
Loan and Trust Banks.....	101	Ministers, Foreign, in United States.....	135
Local Improvements, Board of.....	415	Minnesota Game Laws.....	231
Lodging House, Municipal.....	443	Mints, United States Coinage.....	23
Logan Square.....	464	Mohammedan Calendar.....	13
Longworth-Roosevelt Wedding.....	57	Money, Foreign, Value of.....	19
Loyal Legion.....	206	Money and Finance.....	89
Lumber, Prices of.....	75	Money, Circulation of, in United States.....	90
Mail Collections, Chicago.....	431	Money (Coins) of the United States.....	98
Mail Handled in Chicago.....	432	Money of the World.....	92
Mail Time from Chicago.....	432	Money-Order Rates.....	25
Manganese Production.....	88	Monroe Doctrine.....	66

	Page		Page
Montana Game Laws.....	232	Obituary .....	276
Montenegro .....	111	Odd Fellows, Order of.....	194
Monument Fund, Ferguson.....	240	Occupations in the United States.....	62
Monuments in Chicago.....	446	Oceania, Population of.....	40
Moon, Eclipses of.....	14	Officers, Naval.....	145
Moon's Phases.....	4	Officers of the Army, List.....	138
Morocco .....	115	Officials, Chicago City.....	433
Morocco Conference at Algebras.....	85	Officials, Cook County.....	405
Moros, Battle with, at Jolo.....	39	Officials, Government.....	119
Mothers, National Congress of.....	470	Officials, Government, in Chicago.....	411
Mountains, Highest, in United States.....	136	Officials, Illinois.....	391
Mount Vesuvius, Eruption of.....	266	Oilstones .....	88
Mules in United States.....	71	Oklahoma, Admitted as State.....	167, 175
Municipal Art League.....	446	Oklahoma, New State of.....	257
Municipal Court Chief Justice, Vote for.....	360	Old Residents of Chicago.....	384
Municipal Court of Chicago.....	410	Olympian Games of 1906.....	215
Municipal Court Judges, Vote for.....	360	Olympian Records.....	216
Municipal League, National.....	470	One Day's Trains in Chicago.....	442
Municipal Lodging House.....	443	One-Mile Pacing Records.....	211
Municipal Museum of Chicago.....	434	One-Mile Trotting Records.....	211
Municipal Ownership League.....	421	Ontario Game Laws.....	232
Municipal Playgrounds.....	447	Orange River Colony.....	115
Municipal Voters' League.....	421	Organizations, National.....	470
Municipalities, League of American.....	470	Orphanages in United States.....	65
Museum, Municipal, of Chicago.....	434	Pacing Records, Best.....	210
National Debts.....	105	Packers, Proceedings Against.....	262
National Fraternal Congress.....	197	Packing-House Inspection.....	167, 171
National Guard of Illinois.....	462	Packing in Chicago.....	442
National Nominating Conventions.....	38	Palette and Chisel Club.....	456
National Platforms of 1904.....	39	Palma, President, Resigns.....	248
National Political Committees.....	233	Palmer Park.....	464
National Red Cross Society.....	470	Panama Canal, Facts About.....	177
National Societies.....	470	Panama Canal to Be of Lock Type.....	175
National Union.....	197	Panama Republic.....	117
Nativity, Population by.....	46	Paper Trust, Suit Against.....	264
Naturalization Law.....	167, 173	Paraguay .....	116
Naval Office, Chicago.....	411	Pardons, Board of.....	394
Naval Officers, United States.....	145	Parental School.....	425
Naval Reserve, Illinois.....	462	Park Commission, Special.....	414
Navies and Armies of the World.....	106	Park Recreation Buildings.....	466
Navy and Naval Militia in 1905.....	144	Parks and Boulevards.....	464
Navy Active List.....	145	Parks, National.....	230
Navy Department.....	120	Parliament, Russian.....	268
Navy Medical Corps.....	148	Party Conventions Since 1880.....	38
Navy Pay Corps.....	149	Party Platforms of 1904.....	39
Navy Retired List.....	150	Passenger Stations, Chicago.....	466
Navy, Secretaries of.....	31	Passenger Traffic, Street-Railway.....	454
Navy, Ships of the.....	152	Passports .....	247
Navy Table.....	156	Patent Office.....	123
Navy, United States, Ships of.....	152	Patent Office Statistics.....	27
Nebraska Game Laws.....	232	Patents, Applications for.....	27
Necrology .....	276	Patriotic League.....	470
Negroes in the United States.....	48	Patriotic Societies.....	201
Netherlands, The.....	113	Paupers in the United States.....	243
Newberry Library.....	435	Paymaster's Bureau.....	414
New Illinois Athletic Club.....	456	Paynter, Thomas H., Sketch.....	272
Newspapers in 1906.....	129	Peace Conference, Second.....	468
Niagara Falls, Preservation of.....	175	Peary Polar Expedition.....	246
Nicaragua .....	116	Pedestrianism .....	226
Nike Club.....	456	Pelrce, Herbert H. D., Sketch.....	273
Nobel Prize-Winners.....	258	Penitentiaries, Illinois.....	394
Nobles of Mystic Shrine.....	196	Pension Office.....	123
Normal School Trustees.....	391	Pension Office, Chicago.....	411
Normal Schools, Chicago.....	425	Pension Statistics.....	179
North America, Population of.....	40	People's Party National Committee.....	236
North Dakota Game Laws.....	232	People's Party State Committee.....	233
North Shore Park District.....	464	Persia .....	114
Northwest Passage.....	246	Peru .....	116
Northwestern Game and Fish Laws.....	231	Petroleum Produced in United States.....	38
Northwestern Passenger Station.....	466	Pharmacy, Board of, Illinois.....	393
Northwestern University Library.....	436	Philippines, Population of.....	250
Norway .....	111	Philippines, The.....	249
Norway, King and Queen Crowned.....	183	Philippine War, American Losses in.....	106
Nurseries in United States.....	65	Philippine War Chronology.....	99
Nurses, Association of Army.....	204	Phosphate Production.....	88
Oaks Club.....	456	Physician, County.....	406
Oats, Prices of, in Chicago.....	444	Physicians, Association of American.....	470
Oats Produced in United States.....	69, 70	Pioneers of Chicago.....	384

	Page		Page
Planetary Conjunctions.....	12	Public Lands.....	118
Platforms, National, of 1904.....	39	Public Service, Superintendent of.....	405
Platinum Production.....	88	Public Works Department.....	415
Playgrounds, Municipal.....	447	Pugilism.....	227
Polar Exploration.....	246	Pullman Public Library.....	436
Police, Chiefs of.....	412	Pumping Stations, Chicago.....	460
Police Department.....	416	Punishment, Capital.....	55
Police Department, Work of.....	420	Pure-Food Law.....	167, 169
Police Headquarters and Stations.....	412	Pyrite Production.....	88
Political Associations, Chicago.....	421	Pythias, Knights of.....	194
Political Committees.....	233	Quadrangle Club.....	456
Political Complexion of States.....	36	Qualifications for Suffrage.....	24
Political Equality League, Chicago.....	421	Quarantine, National.....	175
Political Science Association.....	470	Quicksilver Production.....	88
Pontiac Reformatory.....	393	Race War in Atlanta, Ga.....	242
Popular Vote (1828-1904).....	28, 29	Racing, Horse.....	207
Popular Vote in 1904.....	287	Railroad Commissioners, Illinois.....	394
Population by Age.....	47	Railroad Liability to Employes.....	176
Population by Conjugal Condition.....	49	Railroad-Rate Law.....	167
Population by Literacy.....	47	Railroad Rebate Suits.....	263
Population, Center of.....	41	Railroad Statistics.....	390
Population, Density of.....	49	Railroad Wreck in Colorado.....	117
Population, Foreign Born.....	41, 44, 46	Railroad Wrecks.....	275
Population of American Cities in 1904.....	52	Railways of the World.....	86
Population of Chicago.....	422	Railways, Street, in United States.....	200
Population of Incorporated Cities.....	49	Railway Stations, Chicago.....	466
Population of United States.....	41, 42	Ranch, Largest Cattle.....	200
Population of World.....	40	Rebate, Railroad, Suits.....	263
Population, Median Point of.....	41	Receipts and Expenditures of Cities.....	54
Population Statistics Begin.....	40	Receipts by Lake.....	440
Population, Urban.....	49	Receipts, Chicago.....	433
Pork Packing in Chicago.....	442	Receipts, Government.....	96
Pork-Packing Statistics.....	63	Recorder's Office.....	405
Pork, Prices of, Chicago.....	445	Record-Herald Polar Expedition.....	246
Porto Rico, Island of.....	249	Records, Athletic.....	212
Portugal.....	112	Records Lowered in 1906.....	211
Postage Rates.....	25	Recreation Buildings in Parks.....	466
Postal Expenditures, Per Capita.....	94	Red Cross, National.....	470
Postal Receipts, Per Capita.....	94	Red Men, Improved Order of.....	196
Postal-Savings Banks.....	104	Referendum Voters' League.....	421
Postal Statistics.....	257	Reformatory, Pontiac.....	393
Postmasters-General.....	31	Reform Bureau, International.....	470
Postmasters of Chicago.....	440	Regimental Officers.....	138, 139
Postmasters of Large Cities.....	136	Registration of Voters in Chicago.....	362
Postoffice, Chicago.....	431	Relief and Aid Society, Chicago.....	445
Postoffice Department.....	122	Religious Education, Am. Society of.....	470
Postoffice Receipts, Chicago.....	432	Religions of the World.....	192
Potato Production.....	70	Religions, Statistics of.....	185
Precinct Vote of Chicago.....	349	Representatives, Apportionment of.....	37
Precious Stones Produced.....	88	Representatives, House of.....	160, 164
Presbyterian Church.....	190	Republican County Committee.....	238
President's Message.....	363	Republican League, National.....	470
President's Traveling Expenses.....	175	Republican National Committee.....	233
Presidential Vote (1828-1904).....	28	Republican State Committee.....	237
Presidents and Cabinets.....	30	Retired List, Army.....	140
Press Club.....	456	Retired List, Navy.....	150
Prices, Average Wholesale.....	74	Revenues, National.....	105
Prices of Grain in Chicago.....	444	Review, Board of.....	405
Prices, Relative, of Commodities.....	73	Review, Board of, Vote for.....	358
Primary Election Law, Illinois.....	396	Revolution in Cuba.....	248
Principals of Schools.....	425	Revolution in Russia.....	268
Printing Office, Government.....	123	Rice Production of United States.....	68
Probate Court.....	409	Riding and Driving Club.....	456
Probate Court Clerk, Vote for.....	358	Roosevelt Cup.....	221
Probate Court Judge, Vote for.....	358	Roosevelt-Longworth Wedding.....	58
Proceedings Against Trusts.....	262	Roque.....	230
Professional Schools.....	282	Roumania.....	112
Progress of the United States.....	66	Rowing.....	222
Prohibition County Committee.....	239	Royal and Select Masters.....	193
Prohibition National Committee.....	234	Royal Arcanum.....	196
Prohibition State Committee.....	237	Royal League.....	195
Property Valuation, Illinois.....	449	Running Records, Best.....	208
Propositions, Vote on.....	362	Russia.....	112
Prosecuting Attorney.....	414	Russia, Revolution in.....	268
Public Administrator.....	406	Russian Calendar.....	13
Public Baths, Free.....	429	Russo-Japanese War Chronology.....	99
Public Debt, Statement of.....	95	Rye Production.....	70
Public Gifts and Bequests.....	264	Ryerson Library.....	436

	Page		Page
Saddle and Cycle Club.....	456	Societies, National.....	470
Salaries of City Officials.....	418	Societies, Patriotic.....	201
Salaries of Cook County Officials.....	407	Societies, Secret, Fraternal, Etc.....	193
Salaries of Teachers.....	429	Society Islands Hurricane.....	267
Sales of Thoroughbreds.....	207	Society of Colonial Wars.....	205
Salisbury (Eng.) Railway Disaster.....	21	Society of War of 1812.....	205
Salt Production.....	88	Soldiers' Homes, Illinois.....	394
Salvador.....	117	Soldiers in United States Wars.....	15
San Francisco Earthquake and Fire.....	265	Sons of America, Order of.....	195
Sanitary District of Chicago.....	447	Sons of American Revolution.....	205
Sanitary District Decision.....	395	Sons of the Revolution.....	206
Santo Domingo.....	117	South America, Population of.....	40
San Salvador, Storm in.....	267	South American Republics.....	116
Savings Banks.....	101, 102	South Dakota Game Laws.....	232
School Census, Chicago.....	423	South Park Board.....	464
School Enrollment.....	429	South Shore Country Club.....	456
School Savings Banks.....	103	Spain.....	112
Schools, County Superintendent of.....	406	Spanish-American War.....	99
Schools, Gifts to.....	264	Spanish War, American Losses in.....	106
Schools of Chicago, List.....	425	Spanish War Pensions.....	180
Schools of the United States.....	283	Spanish War Veterans, United.....	204
Schools, Professional.....	282	Speakers of the House.....	32
School Superintendent, Vote for.....	358	Special Park Commission.....	414
Scotland, Population of Cities.....	107	Spelling, Simplified.....	130
Seaports, Distances to.....	56	Spirits, Distilled, Consumed.....	65
Seaports, Great.....	259	Sporting Records Begin.....	207
Seasons, The Four.....	3	Squiers, Herbert G., Sketch.....	273
Seating Capacity Chicago Theaters.....	437	Staff, General, of Army.....	137
Seattle, Exposition at.....	470	Standard Club.....	456
Secret Societies.....	193	Standard Oil Suits.....	263
Secretaries of Commerce and Labor.....	23	Standard Time.....	16
Secretaries of Interior.....	31	Stars, Morning and Evening.....	3
Secretaries of Navy.....	31	State and County Debts.....	260
Secretaries of State.....	30	State Boards Ex Officio.....	394
Secretaries of Treasury.....	30	State Department.....	119
Secretaries of War.....	30	State Flowers.....	15
Select Knights of America.....	194	Statehood Act.....	167, 175
Senate, United States, Members.....	159, 163	State Nicknames.....	15
Senatorial Districts, Illinois.....	399	State Property Valuations.....	259
Servia.....	112	State, Secretaries of.....	30
Sex, Population by.....	46	States and Territories.....	157
Sheep in the United States.....	71, 72	States and Territories, Facts About.....	158
Sheriff's Office.....	406	State's Attorney's Office.....	406
Sheriff, Vote for.....	358	States, Electoral Vote of.....	32
Sheridan Club.....	456	States, Past Political Complexion.....	36
Sherman Antitrust Law.....	51	Stations, Police.....	412
Sherman Park.....	464	Stations, Postoffice, Chicago.....	431
Ship Canals.....	18	Stations, Railway, in Chicago.....	466
Shipments by Lake.....	440	Statistics, Bureau of.....	416
Shipments, Chicago.....	433	Statutes in Chicago.....	446
Shipping Disasters, Statistics of.....	87	Steamship Speed Records.....	240
Ships of the World.....	86	Stensland Bank Failure.....	411
Shipwrecks.....	275	Stock Exchange, Chicago.....	444
Shooting.....	227	Storm at Hongkong.....	267
Siam.....	114	Storm on Gulf Coast.....	267
Silver and Gold Coinage.....	90	Storms and Floods.....	275
Silver and Gold Imports and Exports.....	82	Straus, Oscar S., Sketch.....	273
Silver and Gold of World.....	90	Street Lighting in Chicago.....	466
Silver and Gold Production.....	89	Street-Railway Franchises, Chicago.....	441
Silver and Gold, Stock of.....	89	Street Railways in United States.....	200
Silver Billion, Value of.....	92	Street-Railway Propositions, Vote on.....	362
Silver Coinage by Nations.....	91	Street-Railway System, Chicago.....	454
Silver, Commercial Ratio to Gold.....	92	Streets, Bureau of.....	415
Silver, Price of, in London.....	90	Subtreasury, Chicago.....	411
Silver, World's Production of.....	91	Suburban Handicap.....	207
Simplified Spelling.....	130	Suffrage Association, Woman.....	470
Single-Tax Club, Chicago.....	421	Suffrage, Qualifications for.....	34
Sixtieth Congress.....	162	Sugar Production of United States.....	68
Skat.....	230	Sugar Production of World.....	68
Sketches of Men of Year.....	272	Suits Against Trusts.....	263
St. Ignatius College Library.....	436	Sunday-Observance Law in Canada.....	192
Stocum Disaster.....	398	Superior Court.....	409
Smith, James F., Sketch.....	273	Supplies, Department of.....	416
Social Settlements.....	446	Supreme Court Judges (Illinois), Vote for.....	361
Socialist County Committee.....	240	Supreme Court, Illinois.....	391
Socialist Labor National Committee.....	235	Supreme Court, United States.....	125
Socialist National Committee.....	235	Surveyor, County.....	406
Socialist State Committee.....	237	Sweden.....	113

## CONTENTS OF PREVIOUS VOLUMES.

483

- Auditorium, Chicago—1891, 350.  
 Australia, Commonwealth—1892, 61; 1902, 114;  
 1903, 164; 1904, 212; 1905, 110; 1906, 118.  
 Austria-Hungary—1902, 115; 1903, 165; 1904,  
 213; 1905, 111; 1906, 119.  
 Autocracy, Russian, Surrendered—1906, 311.  
 Automobiles—1902, 66, 306; 1903, 269.  
 Aylesworth, A. B., Sketch—1904, 205.  
 Bacon, Robert, Sketch—1906, 298.  
 Baer, George F., Sketch—1903, 238.  
 Bailey, Joseph W., Sketch—1902, 99.  
 Baker, L., Sketch—1894, 60; 1896, 89.  
 Baku Riots—1906, 311.  
 Balfour, A. J., Sketch—1903, 236.  
 Ball, Lewis H., Sketch—1904, 202.  
 Balloon Ascent, Highest—1903, 149.  
 Ballot Reform—1892, 51.  
 Baltimore Fire—1905, 159.  
 Banana Trade—1903, 272.  
 Bank Clearings—1894, 135; 1895, 226; 1896,  
 213; 1897, 196; 1898, 79; 1899, 440; 1900, 276;  
 1901, 252.  
 Bank Failures—1902, 338; 1903, 286.  
 Bank Notes, Life of—1899, 205.  
 Banks, British Postoffice—1902, 109.  
 Banks, Chicago—1891, 346; 1892, 376; 1893,  
 404; 1894, 392; 1895, 418; 1896, 414; 1897, 444;  
 1898, 426; 1901, 410; 1902, 392, 408; 1903, 420;  
 1904, 399; 1905, 391; 1906, 462.  
 Banks, National—1891, 69; 1893, 78; 1894, 332;  
 1895, 238; 1897, 238; 1898, 132; 1899, 304;  
 1901, 287; 1902, 25; 1903, 53; 1904, 41; 1905,  
 80; 1906, 82.  
 Banks, Savings—1894, 395; 1898, 280; 1901, 288,  
 309; 1902, 29, 30; 1903, 52; 1904, 42; 1905,  
 81; 1906, 83.  
 Baptists—See Religion, Statistics.  
 Bard, T. R., Sketch—1901, 246.  
 Barker, Wharton, Sketch—1899, 222; 1901, 243.  
 Barker-Keller Trial—1902, 107.  
 Barometer Table—1906, 191.  
 Bashford, James W., Sketch—1905, 206.  
 Bates, J. C., Sketch—1899, 229.  
 Bayard, T. F., Sketch—1894, 59.  
 Beaupre, A. M., Sketch—1904, 206.  
 Beef Trust Cases—1904, 95; 1906, 350.  
 Beer—1891, 75; 1892, 110; 1893, 51; 1894, 31;  
 1895, 67.  
 Belgium—1902, 115; 1903, 165; 1904, 213; 1905,  
 111; 1906, 119.  
 Bells, Great—1889, 178.  
 Bennington Disaster—1906, 162.  
 Bentley, C. E., Sketch—1897, 156.  
 Bering Sea Dispute—1893, 65; 1894, 37.  
 Berry, Joseph H., Sketch—1905, 206.  
 Berry, William H., Sketch—1906, 300.  
 Beverages, Alcohol in—1891, 102.  
 Beveridge, A. J., Sketch—1900, 126.  
 Bible—1887, 13; 1894, 212; 1902, 156.  
 Bibles, The Seven—1889, 53.  
 Bickerdyke Memorial—1904, 363.  
 Bidwell, J., Sketch—1893, 62.  
 Bidwell, J., Letter—1893, 166.  
 Bigelow Defalcation—1906, 343.  
 Billings, Frank, Sketch—1903, 237.  
 Bimetallism—1894, 101; 1898, 262; 1899, 154;  
 1900, 122.  
 Births and Birth Rate—1901, 137; 1903, 93;  
 1904, 71; 1905, 73; 1906, 75.  
 Bissell, W. S., Sketch—1894, 58.  
 Black, John C., Sketch—1904, 206.  
 Blackburn, J. C. S., Sketch—1901, 246.  
 Blanchard, N. C., Sketch—1895, 105.  
 Blind and Deaf in Chicago—1905, 433.  
 Bliss, C. N., Sketch—1898, 202.  
 Bluefields Incident—1895, 233.  
 Board of Trade, Chicago—1905, 427.  
 Bokhara—1902, 120; 1903, 169; 1904, 218; 1905,  
 116; 1906, 124.  
 Bolivia—1902, 122; 1903, 171; 1904, 219; 1905,  
 117; 1906, 125.  
 Bonaparte, C. J., Sketch—1906, 298.  
 Bond Bill—1897, 111.  
 Bond Syndicate—1896, 191.  
 Book, Smallest in World—1902, 65.  
 Books, Most Popular—1902, 218.  
 Books Produced in 1901—1903, 118.  
 Books, Rare, of the World—1902, 186.  
 Bosschler Trial—1902, 107.  
 Bottles, Drift of Floating—1902, 64.  
 Boulevards—See Chicago Parks and Boule-  
 vards.  
 Bowen, W. H., Sketch—1904, 204.  
 Boxers, The—1901, 269.  
 Boxes, Capacity—1889, 189.  
 Boycott, Chinese—1906, 251.  
 Bradley, W. O., Sketch—1896, 93.  
 Bragg, E. S., Sketch—1903, 235.  
 Brandegee, Frank B., Sketch—1906, 297.  
 Brazil—1902, 122; 1903, 171; 1904, 219; 1906,  
 125.  
 Breckinridge, C. R., Sketch—1895, 105.  
 Breckinridge, J. C., Sketch—1899, 227.  
 Bridges, Great—1898, 245; 1903, 193; 1905, 102.  
 Broadhead, J. O., Sketch—1894, 60.  
 Brodie, Alexander O., Sketch—1902, 99.  
 Brokers' Technicalities—1893, 75.  
 Brooke, J. R., Sketch—1899, 227.  
 Brown, Arthur, Sketch—1897, 160.  
 Brown, George N., Sketch—1902, 99.  
 Bryan, C. P., Sketch—1898, 206; 1904, 204.  
 Bryan, W. J., Sketch—1897, 154; 1901, 242.  
 Bubonic Plague in India—1906, 76.  
 Bucharest's Population—1902, 218.  
 Buck, A. E., Sketch—1898, 205.  
 Buckner, S. B., Sketch—1897, 157.  
 Buffalo, American—1903, 260.  
 Builders, Hints for—1887, 7.  
 Building, Tallest—1903, 102.  
 Buildings, High, in New York—1906, 348.  
 Bulgaria—1902, 115; 1903, 165; 1904, 213; 1906,  
 119.  
 Bulkeley, Morgan G., Sketch—1906, 297.  
 Burkett, Elmer J., Sketch—1906, 297.  
 Burnham, Henry E., Sketch—1902, 99.  
 Burr, William H., Sketch—1905, 205.  
 Burrows, J. C., Sketch—1896, 89.  
 Burt, William, Sketch—1905, 23.  
 Burton, Joseph R., Sketch—1902, 99.  
 Bushel Weights, Illinois—1903, 195.  
 Bushel Weights, Statutory—1905, 23; 1906, 19.  
 Bushnell, A. S., Sketch—1896, 93.  
 Butler, Marion, Sketch—1896, 90; 1899, 228.  
 Butler, N. M., Sketch—1903, 237.  
 Butterworth, B., Sketch—1898, 207.  
 Cabinets, United States—1901, 170; 1902, 70,  
 73; 1903, 28; 1904, 20; 1905, 120; 1906, 24.  
 Cahes of the World—1903, 102; 1904, 136.  
 Caffery, D., Sketch—1901, 246.  
 Calabria, Earthquakes in—1906, 319.  
 Camden, J. N., Sketch—1894, 64.  
 Campbell, T. L., Sketch—1901, 249.  
 Canada—1902, 114; 1903, 164; 1904, 212; 1905,  
 110.  
 Canadian-American Commission—1899, 159.  
 Canal, Drainage—See Sanitary District.  
 Canal, Isthmian—1892, 60; 1900, 115; 1901,  
 280, 298; Treaty, 1902, 331; Bill for, 1903,  
 145; 1904, 250; 1905, 139; 1906, 133.  
 Canal, Suez—1904, 15.  
 Canals and Rivers—1899, 273; 1900, 118, 140.  
 Canals, Great Ship—1903, 17; 1904, 19; 1905,  
 21.  
 Cannon, F. J., Sketch—1897, 160.  
 Canteen, Army—1901, 160.  
 Cape of Good Hope—1906, 124.  
 Capital, National—1889, 181; 1890, 83.  
 Capital Punishment—1906, 136.

- Capital Stock Assessment—1906, 390.  
 Car, Capacity—1887, 17.  
 Carlisle, J. G., Sketch—1894, 57.  
 Carmack, Edward W., Sketch—1902, 99.  
 Carnegie, Andrew, Gifts—1902, 68; 1904, 250; 1905, 240.  
 Carnegie Foundation—1906, 359.  
 Carnegie Hero Fund—1905, 261; 1906, 360.  
 Carnegie Institute—1903, 44; 1904, 126; 1905, 86; 1906, 358.  
 Carr, Gen. E. A., Sketch—1893, 63.  
 Carroll, George W., Sketch—1905, 203.  
 Carter, G. R., Sketch—1904, 204.  
 Carter, T. H., Sketch—1896, 89; 1906, 297.  
 Catchings, Cleveland to—1895, 126.  
 Cathedrals, Great—1891, 334.  
 Catholic Church—See Religion. Statistics.  
 Cemeteries, Chicago—1902, 404; 1903, 426; 1904, 398; 1905, 425; 1906, 450.  
 Cemeteries, National—1904, 405, 1905, 282; 1906, 360.  
 Census Bureau—1901, 308.  
 Census, Quinquennial—1896, 194.  
 Census, School, Chicago—1905, 431.  
 Century, Beginning of—1901, 184.  
 Chaffee, A. R., Sketch—1899, 228.  
 Chamberlain, J. C., Resignation—1904, 245.  
 Charity Organizations—1902, 406; 1903, 394; 1904, 403; 1906, 452.  
 Charles, Prince, Sketch—1906, 300.  
 Charter Amendment, Chicago—1906, 379.  
 Charter, New, for Chicago—1904, 360; 1905, 429; 1906, 421.  
 Chemicals, Common Names—1885, 9.  
 Chicago Civic Federation—1898, 402.  
 Chicago City Officials—In each volume.  
 Chicago Election Returns—In each volume.  
 Chicago Elevators—1891, 340.  
 Chicago Grain and Produce Statistics—In each volume from 1891.  
 Chicago, Growth—1891, 342; 1902, 50.  
 Chicago, Map of—1904, 407.  
 Chicago, Mayors—1891, 342; 1892, 386; 1893, 406; 1895, 428; 1897, 398; 1898, 360; 1900, 434; 1902, 389; 1903, 402; 1904, 395; 1905, 430; 1906, 466.  
 Chicago, Nationality of Voters—1889, 157; 1894, 318.  
 Chicago, Nativity Statistics—1899, 466; 1904, 381; 1905, 431, 440; 1906, 441.  
 Chicago, Notable Buildings—1891, 352; 1892, 378; 1893, 381; 1894, 376; 1895, 408; 1896, 414; 1897, 448; 1898, 398.  
 Chicago Parks and Boulevards—1891, 338; 1902, 408; 1903, 396; 1904, 388; 1905, 423; 1906, 433.  
 Chicago, Points of Interest in—1906, 416.  
 Chicago, Valuation—1893, 406; 1894, 388; 1895, 422; 1896, 406; 1900, 438; 1904, 408; 1906, 452.  
 Chicago Voters' League—1898, 404.  
 Chicago Weather—1900, 436; 1901, 438; 1902, 426; 1903, 428; 1904, 406; 1905, 395; 1906, 411.  
 Child-Labor Law, Illinois—1904, 362.  
 Chile—1902, 122; 1903, 171; 1904, 219; 1905, 117; 1906, 470.  
 Chilean Difficulty with U. S.—1893, 66.  
 Chilean War—1892, 59.  
 China—1902, 120, 333; 1903, 170; 1904, 218; 1905, 116; 1906, 124.  
 China, Japan and Korea—1895, 235; 1896, 76.  
 China, Missions—1901, 275.  
 China, Partition—1899, 97.  
 China, War—1901, 269, 271, 291; 1902, 333.  
 Chinese Calendar—1905, 13; 1906, 14.  
 Chinese in United States—1902, 54; 1904, 64.  
 Chinese Registration—1894, 201; 1895, 368.  
 Chinese Treaty, The—1895, 368.  
 Choate, J. H., Sketch—1900, 124.  
 Cholera, Asiatic—1886, 79.  
 Cholera, How to Escape—1893, 108.  
 Cholera Mixture—1888, 128.  
 Christian Population—1901, 145; 1902, 149.  
 Christianity, Growth—1896, 103.  
 Church Days—Pages 3 to 7 each volume.  
 Churches—See Religion, Statistics.  
 Churches, Capacity—1893, 114.  
 Cincinnati, Society of the—See Societies, Patriotic.  
 Clsters, Capacity—1889, 189.  
 Cities, Altitude—1892, 331.  
 Cities, Growth—1900, 266; 1902, 50; 1903, 82.  
 Cities, Largest—1888, 2; 1903, 187; 1904, 150; 1905, 68; 1906, 76.  
 Cities, Popular Names—1889, 180; 1891, 118; 1896, 50.  
 Cities, Population of—See Population.  
 Cities, Statistics of—1891, 99; 1903, 106; 1904, 76; 1906, 64.  
 Citizen, How to Become a—1896, 228.  
 City Officials, Chicago—In each volume.  
 Civil Service, Chicago—1896, 214; 1905, 381; 1906, 411.  
 Civil Service, Illinois—1906, 388.  
 Civil Service, United States—1904, 101; 1905, 17; 1906, 49.  
 Civil-War Survivors—1904, 22; 1905, 122; 1906, 26.  
 Clapp, Moses E., Sketch—1902, 99.  
 Clark, Charles E., Sketch—1903, 236.  
 Clark, E. C., Sketch—1899, 224.  
 Clark, Edgar E., Sketch—1903, 238.  
 Clark, Senator, Case—1901, 122.  
 Ciark, W. A., Sketch—1900, 127.  
 Clarke, James P., Sketch—1903, 234.  
 Clarkson, T. S., Sketch—1897, 162.  
 Clay, A. S., Sketch—1897, 161; 1898, 207.  
 Clayton, Powell, Sketch—1898, 204.  
 Cleveland, Grover, Sketch—1893, 61.  
 Cleveland, Grover, Letters—1893, 163; 1895, 83, 84.  
 Cleveland, Messages—1895, 109.  
 Climate of United States—In each volume from 1890.  
 Clubs, Chicago—1902, 402; 1903, 408; 1904, 402; 1905, 426; 1906, 439.  
 Clyde Shipbuilding—1903, 148.  
 Coal, Production—1888, 10; 1892, 102; 1893, 59; 1895, 245; 1898, 396; 1899, 89; 1900, 48; 1904, 175; 1905, 44; 1906, 89.  
 Coal Production, Illinois—1905, 373; 1906, 437.  
 Coal Production, World's—1903, 410.  
 Coal Miners' Strike—1898, 242; 1903, 191; 1904, 103.  
 Coffee, Consumption—1898, 51; 1900, 49; 1903, 72; 1904, 44, 56; 1905, 52; 1906, 85, 181.  
 Coffee Production—1905, 233.  
 Coffee Trade—1900, 75.  
 Coghlan, J. B., Sketch—1899, 244.  
 Coinage, History of Our—1892, 27.  
 Coinage Laws—1897, 65.  
 Coinage of Nations—1894, 180; 1899, 82; 1900, 85; 1901, 46; 1902, 28; 1904, 40; 1905, 79; 1906, 80.  
 Coinage, United States—1893, 76, 378; 1894, 335; 1896, 184; 1897, 76, 80; 1898, 48; 1899, 81; 1900, 84; 1901, 45; 1902, 23; 1903, 46; 1904, 37; 1905, 76; 1906, 79.  
 Coinage, World's—1898, 78; 1900, 81; 1902, 24; 1903, 47; 1905, 77.  
 Coin Equivalents—1896, 55.  
 Coins, About—1887, 9; 1893, 108.  
 Coins, Value of Foreign—1890, 22; 1891, 76; 1892, 106; 1894, 125; 1895, 107; 1896, 373; 1897, 171; 1898, 107; 1899, 83; 1900, 86; 1901, 239; 1902, 92; 1903, 14; 1904, 18; 1905, 20; 1906, 17.  
 College Colors—1905, 360.  
 Colleges and Universities—1890, 166; 1896, 202; 1897, 49, 87; 1898, 87; 1899, 62; 1900, 91; 1901,

## CONTENTS OF PREVIOUS VOLUMES.

485

- 143; 1902, 136, 341; 1903, 232; 1904, 133; 1905, 174; 1906, 357.
- Collier, W. M., Sketch—1906, 298.
- Colombia—1902, 122; 1903, 171; 1904, 219; 1905, 118; 1906, 126.
- Colombia-Venezuela Dispute—1902, 218.
- Colonial Policy—1901, 64.
- Colonial System of World—1899, 132; 1900, 146; 1903, 57; 1904, 106; 1905, 67; 1906, 27, 128.
- Colonial Wars, Society of—See Societies, Patriotic.
- Colonies and Protectorates, American—1900, 141; 1901, 251.
- Color, Population by—1892, 93; 1893, 32; 1902, 54; 1904, 64; 1905, 58; 1906, 57.
- Commerce and Labor Department—1904, 100, 160.
- Commerce, Trade and Manufactures, Statistics—In each volume from 1891.
- Committees, Political, Cook County—In each volume from 1890.
- Committees, Political, Illinois—In each volume from 1886.
- Committees, Political, National—In each volume from 1886.
- Committees, Political, State Central—1886, 64; 1887, 64; 1888, 67; 1889, 32; 1890, 73; 1891, 190; 1892, 172; 1893, 177; 1894, 159; 1895, 214; 1896, 150; 1899, 424.
- Compass, Watch as a—1892, 51.
- Confederate Pensions—1898, 17.
- Congregational Churches—See Religion, Statistics of.
- Congress, Contested Seats—1901, 122.
- Congress, Parties In—1895, 157.
- Congress, United States—In every volume.
- Congress, Work of—See Legislation.
- Congressional Districts—Chicago, 1903, 375; 1904, 416 (map); 1905, 407, 438. Illinois, 1904, 349 (map); 1905, 375. New, 1902, 102. See election returns in each volume for districts in all states.
- Conjugal Statistics—1895, 72; 1904, 68; 1905, 63; 1906, 62.
- Constitution, United States—1889, 170.
- Consuls, United States—In each volume from 1886.
- Consuls in Chicago—1903, 422; 1904, 400; 1905, 428.
- Convention, Reciprocity—1906, 142.
- Conventions, Political (platforms, etc.). National—1885, 18; 1887, 50; 1888, 52; 1889, 55; 1890, 52; 1891, 161; 1892, 163; 1893, 131; 1897, 238; 1901, 106; 1905, 126; 1906, 141, 142.
- Conventions, Political, State—In each volume from 1886.
- Convicts and Convict Labor—1898, 93.
- Convicts in Penitentiaries—1892, 95; 1898, 96.
- Cook County Civil List—In each volume from 1888.
- Cook County Bonded Debt—In each volume from 1890.
- Cook County Elections—In each volume.
- Cook County Officials—In each volume.
- Cookery, Scientific—1887, 10.
- Copper, Production—See Mineral Products.
- Copyright Rules—1896, 225; 1902, 75; 1903, 96; 1904, 26; 1906, 345.
- Corbett, W. H., Sketch—1898, 209.
- Cork, Production—1903, 69.
- Corn—See Agriculture, each volume.
- Corn for Fuel—1898, 101.
- Corn to Measure—1888, 11.
- Correan, Charles H., Sketch—1905, 204.
- Cortelyou, G. B., Sketch—1901, 249; 1904, 204.
- Cost of Living—1902, 215; 1904, 348.
- Costa Rica—1902, 121; 1903, 171; 1904, 219; 1905, 119; 1906, 126.
- Cotton—See Agriculture.
- Cotton Spinners' Strike—1895, 89.
- Cotton States Exposition—1896, 97.
- Coudert, F. R., Sketch—1897, 159.
- Countries Compared—1894, 216.
- Country, Size of Our—1888, 17.
- Country, The Indian—1889, 186.
- County Buildings, Cook—1903, 376; 1904, 368; 1905, 382; 1906, 401.
- County Officials—In each volume.
- County Officers, Illinois—1894, 171; 1899, 289; 1900, 249.
- Court, Municipal, Chicago—1906, 380.
- Courts, Cook County—In each volume.
- Courts, Illinois—In each volume.
- Courts, United States—In each volume.
- Cox, William W., Sketch—1905, 204.
- Coxeyism—1895, 94.
- Craigbill, W. P., Sketch—1896, 83.
- Crane, Winthrop M., Sketch—1905, 205.
- Cranfill, J. B., Sketch—1893, 61.
- Cranston, E., Sketch—1897, 162.
- Creed Revision—1892, 45.
- Crete, Greece and Turkey—1898, 249.
- Cripples in Chicago—1905, 433; 1906, 440.
- Crop Statistics—In each volume.
- Cronin Case Chronology—1890, 173.
- Cuba—1899, 122; 1900, 141; 1901, 251; 1902, 141; 1903, 161; 1904, 208; 1905, 190; 1906, 126.
- Cuba, Constitutional Convention—1901, 254; 1902, 144.
- Cuba, Map—1899, 122.
- Cuba, Postal Frauds—1901, 253.
- Cuba, Revolt in—1896, 93; 1897, 135; 1898, 275; 1899, 103.
- Cuban Reciprocity Treaty—1904, 221.
- Culberson, C. A., Sketch—1900, 128.
- Currency Reform—1901, 127.
- Currency, Value in Gold—1899, 254.
- Curry, J. L. M., Sketch—1903, 236.
- Curtis, W. E., Sketch—1894, 62.
- Czar, Peace Declaration of—1899, 102.
- Czolgosz, Leon—1902, 109.
- Daily News, Visit to The—1885, 59; 1886, 90.
- Dakota, Facts About—1899, 180.
- Danish West Indies Treaty—1903, 156.
- Dates of Recent Events—1904, 111; 1905, 93; 1906, 99.
- Davis, George W., Sketch—1905, 205.
- Davis, Henry G., Sketch—1905, 203.
- Day Line, The—1888, 13.
- Day, To Find the—1891, 141.
- Day, W. R., Sketch—1899, 221; 1904, 204.
- Day, When It Begins—1894, 204.
- Days, Unlucky—1888, 10.
- Deaf-Mute Schools—1892, 96.
- Deaf and Blind in Chicago—1905, 433; 1906, 440.
- Death, Damages for—1904, 363.
- Death Rate—1902, 81; 1903, 92; 1904, 71; 1905, 73; 1906, 68, 75.
- Death Roll—In each volume from 1890.
- Deboe, W. J., Sketch—1898, 208.
- Debs, E. V., Sketch—1901, 245; 1905, 204.
- Debt, Bonded, of States—1893, 53.
- Debt, Chicago City—In each volume from 1890.
- Debt, Cook County—In each volume from 1891.
- Debt, National—In each volume from 1887.
- Debt and Wealth of Nations—1894, 101; 1898, 142; 1900, 153.
- Debts, National—1902, 31; 1903, 54; 1904, 82; 1905, 88; 1906, 89.
- Debts of American Cities—1903, 104; 1904, 77; 1906, 67.
- Debts of States per Capita—1892, 97; 1893, 53.
- Decorations for Chicagoans—1906, 458.
- Deep-Sea Depths—1895, 168.
- Deep Waterways—1898, 236.

- Defalcations in 1893—1894, 374.  
 Defenbach-Unger Trial—1902, 107.  
 De Lome Letter—1899, 109.  
 Denmark—1902, 116; 1903, 165; 1904, 213; 1905, 112; 1906, 119.  
 Dependencies of Each Nation—See Colonial Systems.  
 Depew, C. M., Sketch—1900, 128.  
 Derby, American—See Sporting Records.  
 Dewey, George, Sketch—1899, 115, 222, 319.  
 Diamonds, Celebrated—1902, 98; 1906, 132.  
 Diamonds, Weight of—1904, 16; 1905, 22; 1906, 18.  
 Dick, Charles, Sketch—1905, 205.  
 Diet for Fleshy Persons—1903, 148.  
 Dietrich, Charles H., Sketch—1902, 99.  
 Digestion, Time Required for—1886, 83; 1903, 55.  
 Dillingham, W. P., Sketch—1901, 246.  
 Dillon, Lou, Pedigree—1904, 228.  
 Diplomatic and Consular Service—In each volume from 1886.  
 Disarmament of Europe—1899, 102.  
 Diseases, Contagious and Eruptive—1886, 82.  
 Distance and Sight—1890, 181.  
 Distances from Chicago—1902, 420; 1904, 427; 1905, 379.  
 Distances to Insular Possessions—1902, 148; 1903, 162; 1904, 171; 1905, 22.  
 Divorce Laws—1893, 84; 1902, 140; 1903, 180; 1904, 84; 1905, 74; 1906, 150.  
 Dole, S. B., Sketch—1901, 248.  
 Dolliver, J. P., Sketch—1901, 246; 1903, 234.  
 Dollar, Bullion Value—1892, 200.  
 Dollar, Silver in a—1894, 198.  
 Donnelly, I., Sketch—1899, 222; 1901, 244.  
 Douma, Russian—1906, 311.  
 Drainage Canal, Chicago—See Sanitary District.  
 Drake, F. M., Sketch—1896, 92.  
 Draper, W. F., Sketch—1898, 204.  
 Drink Bill of Nation—1905, 52.  
 Drink Statistics—1905, 86.  
 Drunkenness and Crime—1888, 124.  
 Dryden, J. F., Sketch—1903, 234.  
 Dubois, F. T., Sketch—1902, 99.  
 Dudley, J. B., Sketch—1898, 206.  
 Dun, E., Sketch—1894, 60.  
 Duties on Imports—1889, 23; 1890, 11; 1891, 141; 1895, 140; 1901, 12; 1903, 59; 1904, 57, 102; 1905, 36; 1906, 43.  
 Dyer, N. M., Sketch—1889, 223.  
 Earth, Age of—1889, 162.  
 Earth, Population—1901, 135; 1904, 68.  
 Earthquakes in 1905—1906, 319, 347.  
 East River Bridges, New York—1906, 28.  
 Eastern Question—1896, 249.  
 Eastman Murder Trial—1902, 107.  
 Eclipses—See calendar in each volume.  
 Ecuador—1902, 122; 1903, 171; 1904, 219; 1906, 126.  
 Eddy, Mary Baker, Libel Case—1902, 107.  
 Education and War, Cost of—1895, 366.  
 Education, Board of, Chicago—1902, 396; 1903, 389; 1904, 384; 1905, 411; 1906, 417.  
 Education, Statistics of—See Colleges and Universities, and Schools.  
 Edward VII.—1902, 99, 186, 196; 1903, 181.  
 Egypt—1902, 121; 1904, 218; 1905, 117; 1906, 124.  
 Election Calendars—1905, 262, 417; 1906, 405, 406.  
 Election Precincts in Chicago—1904, 382; 1905, 417.  
 Elections, States, Territories and Local—In every volume.  
 Electoral College, The—1902, 91; 1903, 30; 1904, 22; 1905, 122; 1906, 26.  
 Electoral Vote—1892, 64; 1894, 388; 1896, 404; 1898, 127; 1899, 233; 1900, 269; 1902, 73, 139; 1903, 31; 1904, 22; 1905, 282; 1906, 26, 217, 281.  
 Electricity, Progress in—1902, 95.  
 Elkins Rebate Law—1904, 97.  
 Elkins, S. B., Sketch—1896, 91.  
 Ellis Glenn Trial—1902, 107.  
 Ellis, S. H., Sketch—1901, 245.  
 Employers' Associations—1905, 179, 430.  
 Employes, City, Number—1904, 380; 1905, 412.  
 Endicott, Mordecai, Sketch—1906, 299.  
 Engravings, To Transfer—1889, 162.  
 Episcopal Church—See Religion, Statistics.  
 Ernst, Oswald H., Sketch—1906, 299.  
 Eruptions and Earthquakes—1903, 151.  
 Eustis, J. B., Sketch—1894, 59.  
 Evans, H. C., Sketch—1903, 235.  
 Evans, R. D., Sketch—1899, 225.  
 Events, Domestic and Foreign—In each volume.  
 Ewing, J. S., Sketch—1894, 59.  
 Excise Laws—1896, 221.  
 Exemptions, Digest of—1894, 53.  
 Expectation of Life—1886, 15.  
 Expenditures and Receipts of the Government—1891, 72; 1892, 107; 1893, 77; 1894, 89; 1895, 243; 1896, 59; 1897, 252; 1898, 112; 1899, 88; 1900, 64; 1901, 51; 1902, 162; 1903, 55; 1904, 81; 1905, 87; 1906, 84, 89.  
 Exports and Imports of Merchandise and Gold and Silver—In each volume from 1891.  
 Exposition, St. Louis—1903, 127; 1904, 222; 1905, 368.  
 Exposition, Lewis and Clarke—1906, 349.  
 Facts Briefly Stated—1888, 127.  
 Failures—1894, 334; 1895, 365; 1897, 62; 1898, 119; 1899, 84; 1900, 61; 1901, 52; 1902, 80; 1903, 134; 1904, 132; 1905, 147; 1906, 174.  
 Fairbanks, C. W., Sketch—1898, 208; 1904, 202; 1905, 203.  
 Falconio, D., Sketch—1903, 237.  
 Fame, Hall of—1902, 72; 1906, 352.  
 Families and Homes—1904, 74, 382; 1905, 71; 1906, 70.  
 Famine in Sweden and Finland—1904, 122.  
 Fares, Hack and Cab, Chicago—1902, 395; 1903, 398; 1904, 414; 1905, 401; 1906, 438.  
 Farley, J. M., Sketch—1903, 237.  
 Farmers' Organizations—1891, 116; 1892, 186, 190; 1893, 235, 285; 1894, 181; 1895, 224; 1896, 230; 1897, 178; 1898, 140.  
 Farms in the United States—1903, 70; 1904, 48; 1905, 42; 1906, 33.  
 Fastest Ocean Passages—1894, 106; 1904, 122; 1905, 144; 1906, 345.  
 Ferguson Monument Fund—1906, 360.  
 Field Columbian Museum—1902, 406; 1903, 416; 1904, 406; 1905, 415; 1906, 470.  
 Field, J., Sketch—1893, 62.  
 Figures, Curiosities of—1890, 183.  
 Finances, State and Municipal—1897, 147.  
 Finland, Famine in—1904, 122.  
 Fires and Fire Losses—1902, 335, 366; 1903, 281; 1904, 243, 389; 1905, 255; 1906, 313.  
 Fisheries Dispute—1892, 44; 1893, 65; 1894, 37.  
 Fisheries, Mississippi—1902, 215.  
 Fisheries, Lake—1903, 272.  
 Flag, History of Our—1893, 92.  
 Flags, Special United States—1898, 255.  
 Flint, Frank P., Sketch—1906, 297.  
 Flood, Johnstown—1890, 167.  
 Food Consumed—1901, 136.  
 Foraker, J. B., Sketch—1897, 160; 1903, 234.  
 Foreign-Born Population—1903, 78, 81; 1904, 62; 1905, 55; 1906, 54.  
 Foreign-Born Population, Chicago—1899, 466; 1904, 381; 1905, 431, 440; 1906, 441.  
 Foreign Carrying Trade—In each volume from 1889.  
 Foreign Countries, Area, Population, etc.—



## CONTENTS OF PREVIOUS VOLUMES.

487

- 1886, 86; 1890, 20; 1896, 62; 1897, 134; 1898, 134; 1899, 94; 1900, 273; 1901, 180; 1902, 113; 1903, 163; 1904, 211; 1905, 109; 1906, 117.
- Forest Preserve Districts—1906, 392.
- Forests and Forest Reservations—1889, 23; 1903, 197; 1904, 428.
- Fosburgh Murder Trial—1902, 107.
- Foster, A. G., Sketch—1900, 128.
- Foster, M. J., Sketch—1901, 302.
- Fountains in Chicago—1902, 395; 1903, 398.
- Fourth of July Accidents—1904, 429.
- France—1902, 116; 1903, 166; 1904, 214; 1905, 112; 1906, 120.
- France and Slam—1894, 63.
- France and Turkey—1902, 217.
- Franchises, Street-Car, Chicago—1906, 446.
- Francis, Charles S., Sketch—1902, 99.
- Fraternal Societies—See Societies, Secret.
- Freight Rates—1891, 302.
- French Church Law—1906, 352.
- French, W. R., Sketch—1898, 206.
- Fulton, C. W., Sketch—1904, 202.
- Funston, F., Sketch—1900, 129.
- Gadsden Purchase, The—1901, 134.
- Gage, Lyman J., Sketch—1898, 201.
- Gallinger, Jacob W., Sketch—1904, 202.
- Galveston Hurricane—1901, 402.
- Galveston Sea Wall—1905, 124.
- Gamble, Robert J., Sketch—1902, 99.
- Game and Fish Laws—1896, 211; 1902, 95; 1903, 42; 1904, 115; 1905, 91; 1906, 135.
- Gary, J. A., Sketch—1898, 202.
- Gas, Price of, Chicago—1906, 394.
- Gear, John H., Sketch—1905, 105.
- General Slocum Disaster—1905, 124; 1906, 19.
- Germany—1902, 116; 1903, 166; 1904, 214; 1905, 112; 1906, 120.
- Gibson, Paris, Sketch—1902, 99.
- Gifts to Schools—1902, 68; 1903, 188; 1904, 250; 1905, 240; 1906, 346.
- Gillman, D. C., Sketch—1897, 159; 1903, 238.
- Glasgow Exposition—1902, 338.
- Gobin, J. P. S., Sketch—1898, 210.
- God in Forty-Eight Languages—1888, 128.
- Gold and Silver Legislation—1891, 110; 1897, 65; 1901, 127.
- Gold Assayed at Seattle—1903, 41.
- Gold and Silver Question—1896, 177.
- Gold and Silver Statistics—In each volume from 1891.
- Gold, Fineness of—1904, 16; 1905, 22.
- Gold Nuggets—1896, 342; 1898, 42.
- Gorman, A. P., Sketch—1903, 234.
- Gothenburg System, The—1895, 103.
- Governments, Foreign—See Foreign Countries.
- Governors—See States.
- Graham, W. M., Sketch—1899, 227.
- Grace, Days of—1904, 18; 1905, 20; 1906, 17.
- Grain and Produce Statistics, Chicago—In each volume from 1891.
- Grain Measures—1891, 125.
- Grand Army—In each volume from 1889.
- Grants to Railroads—1898, 279.
- Gray, George, Sketch—1903, 238.
- Gray, I. P., Sketch—1894, 60.
- Great Britain—1902, 113; 1903, 163; 1904, 211; 1905, 109; 1906, 117.
- Great Britain, Arbitration with—1898, 260.
- Great Britain and Venezuela—1896, 86; 1897, 127; 1898, 253.
- Great Northern Strike—1895, 78.
- Greater New York—1895, 366.
- "Greatest in the World"—1902, 216.
- Greek Church Calendar—1905, 13; 1906, 14.
- Greece—1902, 117; 1903, 167; 1904, 215; 1905, 113; 1906, 121.
- Greece, Crete and Turkey—1898, 249.
- Greenhalge, P. T., Sketch—1896, 92.
- Gresham, W. Q., Sketch—1894, 57.
- Gridley, C. V., Sketch—1899, 223.
- Griggs, J. W., Sketch—1896, 93; 1899, 221.
- Griscum, Lloyd C., Sketch—1904, 206.
- Grunsky, Carl E., Sketch—1905, 205.
- Guam—1900, 144; 1901, 269; 1902, 148; 1904, 208; 1905, 149; 1906, 193.
- Guam, Capture of—1899, 140.
- Guard, National—1888, 29; 1889, 33; 1895, 71; 1896, 50; 1902, 332; 1904, 186.
- Guard, National, Illinois—1902, 360; 1903, 117; 1904, 420; 105, 424; 1906, 377.
- Guatemala—1902, 121; 1903, 171; 1904, 219; 1905, 119; 1906, 126.
- Haakon VII., King—1906, 132, 300.
- Hackett, F. W., Sketch—1901, 249.
- Hague Conference Proposed—1905, 254; 1906, 346.
- Hains, Peter C., Sketch—1906, 299.
- Halti—1902, 122; 1903, 172; 1904, 219; 1905, 254; 1906, 127.
- Hamilton-Day Murder Trial—1902, 107.
- Hamilton, J. W., Sketch—1901, 250.
- Hamlin, C. S., Sketch—1894, 62.
- Hanford, Benj., Sketch—1905, 204.
- Hanging Laws—1906, 136.
- Hanna, M. A., Sketch—1898, 209.
- Hansbrough, H. C., Sketch—1904, 202.
- Hanson, Inga, Trial—1906, 162.
- Hardy, A. S., Sketch—1898, 205; 1900, 125; 1904, 206.
- Harlan, Richard D., Sketch—1902, 99.
- Harmon, J., Sketch—1896, 87.
- Harriam, Job, Sketch—1901, 245.
- Harris, A. C., Sketch—1900, 125.
- Harris, George B., Sketch—1902, 100.
- Harris, W. A., Sketch—1898, 208.
- Harrison, Benjamin, Letter of—1893, 156.
- Harrison, Benjamin, Sketch—1893, 60.
- Harrod, Benj. M., Sketch—1905, 205.
- Hart, C. B., Sketch—1898, 206.
- Harvester Trust—1903, 182.
- Harvests of the World—1890, 188.
- Hawaii—1900, 141; 1901, 257, 258; 1902, 147; 1903, 161; 1904, 207; 1905, 149; 1906, 193.
- Hawaii, Annexation of—1899, 145; 1901, 134.
- Hawaii, Map of—1899, 143.
- Hawaiian Question—1894, 71; 1895, 98; 1898, 265.
- Hawkins, H. S., Sketch—1899, 228.
- Hay, John, Sketch—1898, 203; death, 1906, 52.
- Hay-Panuncote Treaty—1901, 280; 1902, 331.
- Hay, Rules to Measure—1888, 11.
- Hay Statistics—See Agriculture.
- Hayward, M. L., Sketch—1900, 127.
- Health Resorts—1903, 162.
- Heat, Excessive—1887, 16; 1902, 112.
- Hebrew Race—1888, 128.
- Hecker, Frank J., Sketch—1905, 205.
- Heitfeld, H., Sketch—1898, 208.
- Hemenway, Jas. A., Sketch—1906, 297.
- Henderson, D. B., Sketch—1900, 129; Withdrawal of, 1903, 155.
- Hennepin Canal Law—1891, 113.
- Henry, James A., Sketch—1905, 206.
- Henry, Prince, Visit of—1903, 152.
- Heppner (Ore.) Disaster—1904, 102.
- Herbert, H. A., Sketch—1894, 57.
- Herbert, M. H., Sketch—1903, 235.
- Herron, George D., Trial—1901, 107.
- Heyburn, W. D., Sketch—1904, 202.
- Higginson, F. J., Sketch—1899, 225.
- Highest Points in United States—1900, 212.
- Hill, David J., Sketch—1899, 221; 1904, 206.
- Hiltchcock, F. A., Sketch—1898, 206.
- Hobart, G. A., Sketch—1897, 153.
- Hobson, R. P., Sketch—1899, 226.
- Hoch, Johann, Trial—1906, 162.
- Hodgson, D. B., Sketch—1899, 226.

- Holidays, Legal—1893, 88; 1896, 233; 1897, 174; 1898, 142; 1899, 462; 1900, 130; 1901, 288; 1902, 90; 1903, 22; 1904, 113; 1905, 26; 1906, 51.
- Holland—1902, 119; 1904, 217; 1905, 115; 1906, 123.
- Holmes, O. W., Sketch—1903, 235.
- Home Rule, Irish—1891, 332; 1894, 210.
- Homes and Farms—1894, 209.
- Homestead Laws—1900, 373; 1904, 105.
- Honduras—1902, 122; 1903, 171; 1904, 219; 1905, 119; 1906, 126.
- Hopkins, A. J., Sketch—1904, 203.
- Hopkins, Henry, Sketch—1903, 237.
- Hornblower, W. B., Sketch—1894, 61.
- Horse, Draft of—1887, 14.
- Horse Meat in Vienna—1902, 98.
- Horse Statistics—See Agriculture.
- Horses, High-Priced—1891, 62; 1902, 297.
- Hospitals, Chicago—1902, 406; 1903, 420; 1904, 398; 1905, 425; 1906, 450.
- Howe, A. M., Sketch—1901, 246.
- Hungary-Austria Crisis—1906, 347.
- Hunt, William H., Sketch—1902, 100.
- Hunter, W. G., Sketch—1898, 205.
- Ice, Data and Navigation—1898, 238.
- Idaho, Facts About—1889, 180.
- Ide, H. C., Sketch—1901, 248.
- Illinois and Michigan Canal—1900, 428.
- Illinois Central Revenue—1900, 164.
- Illinois Civil List—In each volume from 1887.
- Illinois Congressional Districts, with Map—1902, 102; 1904, 349; 1905, 375; 1906, 372.
- Illinois, Governors—1885, 14.
- Illinois, Population—1892, 56; 1902, 367; 1903, 87; 1904, 348.
- Illinois School Law—1891, 66.
- Illinois State Legislature—In every volume.
- Illinois Vote—In each volume.
- Illiteracy in United States—1889, 188; 1897, 290; 1899, 68; 1902, 57; 1903, 77; 1904, 61; 1905, 62; 1906, 61.
- Illiteracy in Europe—1891, 67; 1899, 69.
- Illiterates in Chicago—1905, 438; 1906, 440.
- Immigrants, Destination of—1897, 289; 1898, 80.
- Immigrants, Illiteracy of—1897, 290.
- Immigrants, Money Brought by—1897, 290.
- Immigrants, Occupation of—1897, 289.
- Immigration, Foreign—1887, 109; 1888, 70; 1889, 84; 1890, 187; 1891, 62, 104; 1892, 42; 1893, 49; 1894, 33; 1895, 140; 1897, 288; 1898, 113; 1899, 180; 1900, 279; 1901, 240; 1902, 64; 1903, 19; 1904, 72; 1905, 69; 1906, 72.
- Immigration Law—1905, 69; 1906, 72.
- Imports—In each volume.
- Imports Under Reciprocity—1892, 130.
- Inaugural—1894, 79; 1898, 211.
- Income-Tax Law—1895, 227.
- Incorporation Fees, Illinois—1904, 402.
- India—1902, 114; 1903, 164; 1904, 212; 1905, 110; 1906, 118.
- India, Plague and Famine—1902, 107; 1906, 76.
- Indian Reservations—1891, 68; 1905, 119; 1906, 319.
- Indian Schools—1891, 68; 1892, 58; 1893, 237; 1894, 215; 1897, 172; 1898, 128; 1899, 230; 1900, 282; 1901, 284; 1902, 148.
- Indians in United States—1892, 93; 1902, 54, 59; 1903, 78; 1904, 64; 1905, 58; 1906, 57.
- Industrial Growth—1897, 58.
- Industrial Combinations—1903, 64; 1904, 85.
- Industry, Centers of—1903, 27.
- Industry, Returns of—1897, 179.
- "In God We Trust"—1894, 201.
- Inheritance Tax, Illinois—1904, 389; 1905, 372; 1906, 395.
- Inspection of Live Stock—1891, 121.
- Insular Case Decision—1902, 101.
- Insurance, Life—1896, 226; 1902, 132; 1906, 346.
- Interest, Rates of—1897, 296; 1898, 235; 1899, 56; 1902, 92; 1904, 18; 1905, 20; 1906, 17.
- Interest, Table of—1902, 67; 1903, 15; 1904, 19; 1905, 21; 1906, 16.
- Internal Revenue Statistics—In each volume.
- International Monetary Conference—1894, 67.
- Ireland—1904, 211; 1905, 109; 1906, 117.
- Irish Land-Purchase Law—1904, 210.
- Iron and Steel Production—1892, 121; 1895, 172; 1900, 267; 1904, 50; 1905, 38; 1906, 141.
- Iron, Pig, Product—1891, 90; 1895, 172.
- Iroquois Theater Fire—1904, 449; 1905, 246; 1906, 134.
- Irrigation Conventions—1895, 259.
- Irrigation of Arid Lands—1900, 281; 1905, 44.
- Irving, Henry, Death of—1906, 296.
- Irwin, J. N., Sketch—1900, 125.
- Italy—1902, 117; 1903, 167; 1904, 215; 1905, 113; 1906, 121.
- Italy, Difficulty with—1893, 59.
- Jackson, H. E., Sketch—1894, 61.
- Jacksonville (Fla.) Fire—1902, 82.
- Jamaica Hurricane—1904, 354.
- James, E. J., Sketch—1903, 237.
- Japan—1902, 120; 1903, 170; 1904, 218; 1905, 116; 1906, 124.
- Japan, China and Korea—1895, 235; 1896, 76.
- Japanese-English Alliance—1903, 145; 1906, 127.
- Japanese in the United States—1902, 54; 1904, 64.
- Japanese-Russian War—1905, 279; 1906, 301.
- Japanese Treaty, The—1895, 231.
- Jarvis, T. J., Sketch—1895, 105.
- Jerome, W. T., Sketch—1906, 300.
- Jett, Curtis, Trial of—1904, 245.
- Jette, Louis A., Sketch—1904, 205.
- Jewish Movement to Palestine—1899, 308.
- Jews, Distribution of—1904, 126; 1905, 228; 1906, 347.
- Jews in America—1897, 162; 1904, 126.
- Jews Massacred in Russia—1904, 221; 1906, 312.
- Johnson, Hale, Sketch—1897, 155.
- Johnson, W. M., Sketch—1901, 249.
- Jones, Chas. R., Sketch—1906, 300.
- Judiciary, Cook County—In each volume.
- Judiciary, United States—In each volume.
- Jusserand, J., Sketch—1903, 236.
- Justices, Chicago—1902, 391; 1903, 410, 412; 1904, 394; 1905, 408; 1906, 444.
- Karageorgevitch, Peter, Sketch—1904, 206.
- Kean, John, Sketch—1900, 127.
- Kearns, Thomas, Sketch—1902, 100.
- Keifer, J. W., Sketch—1899, 228.
- Kenney, R. R., Sketch—1898, 207.
- Kent, J. F., Sketch—1899, 229.
- Kittredge, Alfred B., Sketch—1902, 100; 1904, 203.
- Knox, Philander C., Sketch—1902, 100; 1905, 205.
- Kongo Free State—1902, 121; 1904, 218; 1905, 117; 1906, 124.
- Korea—1903, 170; 1904, 218; 1905, 116; 1906, 124.
- Kruger, Paul, Death of—1905, 138.
- Labor, Convict—1898, 93.
- Labor Troubles—See Strikes.
- Labor Laws—1895, 90.
- Labor Organizations—1902, 97; 1903, 189, 1904, 123; 1905, 177; 1906, 114.
- Ladrones—1899, 139.
- LaFollette, R. M., Sketch—1906, 297.
- Lake Marine—1896, 245; 1898, 55; 1901, 169; 1906, 454.
- Lakes, Equipment of—1892, 134.
- Lakes, Size of—1885, 11.
- Lamont, D. S., Sketch—1894, 57.
- Lamoureux, S. W., Sketch—1894, 62.

## CONTENTS OF PREVIOUS VOLUMES.

489

- Land-Grant Forfeitures—1891, 112.  
 Land Monopoly—1888, 125.  
 Land-Owning Aliens—1896, 81.  
 Land-Purchase Law, Irish—1904, 210.  
 Lands, Mineral—1900, 375.  
 Lands, Public—In each volume from 1886.  
 Languages Spoken—1894, 180; 1896, 201; 1901, 137.  
 Languages Spoken in Chicago—1904, 405.  
 Lard, Price of—1891, 350; 1892, 372; 1893, 392; 1894, 382; 1895, 430; 1902, 426; 1903, 432; 1904, 406, 1905, 460; 1906, 472.  
 Latimer, A. C., Sketch—1904, 203.  
 Lawton, H. W., Sketch—1899, 228.  
 Lee, Fitzhugh, Sketch—1899, 228.  
 Legacy Tax Law—1901, 91.  
 Legations, Foreign, in United States—In each volume from 1887.  
 Legislation, Important—1892, 117; 1893, 70; 1894, 85; 1896, 83; 1897, 109; 1898, 195; 1902, 112; 1903, 207; 1904, 160; 1905, 246; 1906, 143.  
 Legislation, Illinois—1902, 374; 1904, 355; 1906, 379.  
 Legislature, Illinois—In each volume.  
 Legislatures, State—See States.  
 Leishman, J. G., Sketch—1898, 206.  
 Leo XIII., Death of—1904, 112.  
 Leonard, J. F. R., Sketch—1901, 244.  
 Leupp, Francis E., Sketch—1906, 299.  
 Levering, Joshua, Sketch—1897, 155.  
 Lewis and Clark Exposition—1905, 138; 1906, 349.  
 Liberty Bell, Facts About—1905, 169.  
 Libraries—1898, 87; 1899, 65; 1902, 83.  
 Libraries of Chicago—1902, 303; 1903, 393; 1904, 392; 1906, 423.  
 Library, Smallest—1902, 132.  
 License, High and Low—1895, 69.  
 License Systems of Cities—1905, 191.  
 Lieber, G. N., Sketch—1896, 88.  
 Life, Average of Human—1888, 18.  
 Life-Insurance Scandals—1906, 346.  
 Life-Saving Service—1887, 27; 1888, 29; 1905, 176; 1906, 129.  
 Lighthouse, Highest—1903, 280.  
 Lightning, Loss of Life by—1902, 335.  
 Li Hung Chang, Death of—1902, 166.  
 Limitations, Statute of—1897, 296; 1898, 235; 1899, 56; 1903, 14; 1904, 18; 1905, 20; 1906, 17.  
 Lindsay, W., Sketch—1894, 63.  
 Liquor Statistics—In each volume from 1891.  
 Loan-Shark Law—1906, 392.  
 Local Time—1906, 345.  
 Lochren, W., Sketch—1894, 61.  
 Lockouts, Statistics of—193, 99; 1906, 36.  
 Locomotive, Largest—1903, 260.  
 Lodge, Henry C., Sketch—1904, 205.  
 Lodging House, Municipal—1905, 403.  
 Long, Chester I., Sketch—1904, 203.  
 Long, J. D., Sketch—1898, 201.  
 Loomis, F. B., Sketch—1898, 207; 1904, 206.  
 Lord, W. P., Sketch—1900, 125.  
 Lorce, L. F., Sketch—1902, 100.  
 Lottery, Law Against—1891, 113.  
 Loubet, Attempt to Kill—1906, 166.  
 Louisiana Purchase—1901, 132.  
 Louisiana Purchase Exposition—See Exposition, St. Louis.  
 Lowndes, L., Sketch—1896, 92.  
 Lumber Industry, Decline of—1903, 55.  
 Lutherans—See Religion, Statistics of.  
 Lynchings—1902, 337; 1903, 285; 1904, 430.  
 Macedonla, Revolt In—1904, 221.  
 MacVeagh, W., Sketch—1895, 105.  
 Magelssen, Vice-Consul, Attack on—1904, 210.  
 Maginnis, M. J., Sketch—1901, 247.  
 Magoon, Chas. E., Sketch—1906, 299.  
 Maguire, M., Sketch—1897, 157.  
 Mail Time from Chicago—1906, 426.  
 Maine, Destruction of the—1899, 110.  
 Maine Disaster, Message—1899, 312.  
 Malloney, J. F., Sketch—1901, 244.  
 Mallory, S. R., Sketch—1898, 207.  
 Man, Proper Weight of a—1890, 89; 1902, 67.  
 Manila, Map of—1900, 218.  
 Manila, Victory at—1899, 115.  
 Mantle, Lee, Sketch—1896, 90.  
 Manufactures, Statistics of—In each volume from 1890.  
 Marconi's Invention—1902, 366.  
 Marriage Laws—1893, 82; 1895, 395; 1903, 181; 1904, 84; 1905, 74; 1906, 150.  
 Marshals, United States—In each volume.  
 Mariana Islands, Map—1899, 139.  
 Martinique Disaster—1903, 151.  
 Maryland, Race Questions in—1902, 108.  
 Mason, W. E., Sketch—1898, 208.  
 Martin, J., Sketch—1894, 64.  
 Matchett, C. H., Sketch—1897, 157.  
 Maxwell, W. H., Sketch—1905, 206.  
 Maybrick Case—1905, 84.  
 Mayflower, Passengers on—1888, 126.  
 Mayors of Chicago—See Chicago Mayors.  
 Mayors of Large Cities—1902, 216; 1903, 280; 1904, 209; 1905, 147; 1906, 319.  
 Measures and Weights—1890, 188; 1891, 125; 1892, 40, 115; 1896, 43, 52; 1902, 75; 1903, 13; 1904, 16; 1905, 22; 1906, 18.  
 Meat-Inspection Law—1891, 111.  
 Meifne, J. F., Sketch—1894, 62.  
 Men and Women, Proportion of—1902, 96.  
 Meningitis Epidemic—1906, 348.  
 Merriam, H. O., Sketch—1899, 227.  
 Merriam, W. R., Sketch—1900, 126.  
 Merrimac, Message—1899, 319.  
 Merrimac, Sinking of the—1899, 116.  
 Merritt, W., Sketch—1899, 226.  
 Merry, W. L., Sketch—1898, 206.  
 Messages to Congress—1894, 81; 1897, 265; 1898, 214; 1899, 312-318; 1900, 286; 1901, 291; 1902, 313; 1903, 261; 1904, 251; 1905, 204; 1906, 321.  
 Metals, Cost of Rare—1900, 186.  
 Metals, Melting Point—1892, 126.  
 Metals, Specific Gravity—1892, 126.  
 Metcalf, H. B., Sketch—1901, 243.  
 Methodist Thank Offering—1904, 144.  
 Methodists—See Religion, Statistics of.  
 Metric Tables—1888, 8; 1892, 40; 1896, 52; 1897, 48; 1898, 120; 1899, 92; 1902, 75; 1903, 13; 1904, 16; 1905, 22; 1906, 18.  
 Mexico—1902, 121; 1903, 170; 1904, 219; 1905, 117; 1906, 125.  
 Meyer, G. von L., Sketch—1901, 248.  
 Michigan, Governors—1885, 14.  
 Miles, N. A., Sketch—1896, 88; 1899, 226.  
 Miles of Different Nations—1890, 69.  
 Military Academy—1888, 26; 1894, 202; 1904, 186; 1905, 169; 1906, 34.  
 Military Department of Lakes—1902, 392; 1903, 408; 1904, 185; 1905, 454; 1906, 174.  
 Militia—See Guard, National.  
 Militia Age, Males of—1893, 38; 1902, 58; 1905, 62; 1906, 61.  
 Millard, J. H., Sketch—1902, 100.  
 Mineral Products, United States—1891, 91; 1893, 52; 1896, 48; 1897, 170; 1898, 118; 1900, 76; 1903, 58; 1905, 38.  
 Mines, Casualties in—1891, 122; 1902, 336; 1903, 283; 1904, 244; 1905, 256; 1906, 314.  
 Mines, Deepest—1906, 116.  
 Minnesota, Governors of—1885, 15.  
 Minton, H. C., Sketch—1902, 100.  
 Mints, United States—1906, 189.  
 Missions, Income of—1901, 145; 1902, 149.  
 Mississippi River Commission—1898, 280.  
 Mitchell, John, Sketch—1903, 238.  
 Mitchell, John H., Trial—1906, 162.

- Mitchell, J. L., Sketch—1894, 62.  
 Mollineux Case—1902, 107; 1903, 156.  
 Money, Foreign—See Coins.  
 Money, F. D., Sketch—1897, 160.  
 Money Orders, Rates—1902, 76; 1903, 20; 1904, 104; 1905, 18; 1906, 20.  
 Money, Statistics—In each volume from 1891.  
 Monroe Doctrine—1896, 71; 1902, 85; 1903, 127; 1904, 82; 1905, 233.  
 Monuments, Height of—1885, 10.  
 Monuments in Chicago—1902, 395; 1903, 398; 1904, 414; 1905, 390; 1906, 460.  
 Moody, Wm. H., Sketch—1903, 235; 1905, 204.  
 Moonlight, Col. T., Sketch—1895, 105.  
 Moore, David H., Sketch—1901, 250.  
 Moore, J. H., Sketch—1906, 299.  
 Morgan, J. P., Sketch—1902, 100; art purchases by, 1903, 182.  
 Morocco—1906, 135.  
 Morocco Dispute—1906, 350.  
 Morrison, Jessie, Trial—1902, 107.  
 Mortgages on Acres—1895, 67.  
 Mortgages, Farm—1894, 202.  
 Mortgages on Lots—1895, 62.  
 Morton, Paul, Sketch—1905, 204.  
 Moses, B., Sketch—1901, 248.  
 Mosquito Coast Incident—1895, 233.  
 Mountain, Highest, in North America—1902, 77.  
 Mountains, Highest—1888, 17.  
 Mukden, Battle of—1906, 303.  
 Mueller Municipal Ownership Law—1904, 355.  
 McBride, G. W., Sketch—1896, 91.  
 McCabe, Charles, Sketch—1897, 161.  
 McCook, A. McD., Sketch—1895, 106.  
 McCormick, R. S., Sketch—1904, 204.  
 McCreary, J. B., Sketch—1903, 234.  
 McCumber, J. P., Sketch—1900, 128.  
 McDowell, Wm. F., Sketch—1905, 206.  
 McEnery, S. D., Sketch—1897, 161.  
 McKenna, J. B., Sketch—1898, 202.  
 McKenzie, J. A., Sketch—1894, 59.  
 McKinley, W., Sketch—1897, 153; 1901, 241.  
 McKinley, William, Assassination—1902, 109.  
 McKinney, L. F., Sketch—1894, 60.  
 McLaurin, A. J., Sketch—1896, 92; 1901, 247.  
 Nativity of Population—See Foreign-Born Population.  
 Naturalization Laws—1889, 69; 1896, 228; 1900, 114.  
 Naval Academy—1894, 101.  
 Naval Gunnery Records—1905, 280.  
 Naval Militia, Illinois—1902, 422; 1903, 117; 1904, 420; 1905, 424; 1906, 377.  
 Navies, Merchant—1894, 206; 1896, 51; 1897, 248; 1898, 248.  
 Navies of the World—1887, 12; 1890, 177; 1896, 51; 1899, 98; 1902, 66, 222; 1903, 118; 1904, 14, 83; 1905, 70; 1906, 130.  
 Navigation, Inland—1898, 238.  
 Navy, United States—In each volume from 1886.  
 Neely, Thomas B., Sketch—1905, 206.  
 Negroes in United States—1902, 54; 1904, 70; 1905, 59; 1906, 58.  
 Nelson, K., Sketch—1896, 89.  
 Netherlands, The—1902, 119; 1903, 169; 1904, 217; 1905, 15; 1906, 123.  
 New, Harry S., Sketch—1906, 298.  
 Newell, S., Sketch—1898, 206.  
 Newlands, F. G., Sketch—1904, 203.  
 Newman, William H., Sketch—1902, 100.  
 New Orleans Massacre—1892, 35.  
 Newspapers of America—1886, 16; 1887, 123; 1888, 19; 1902, 129; 1903, 56; 1904, 81; 1905, 87; 1906, 155.  
 Nicaragua—1902, 122; 1903, 171; 1904, 219; 1905, 119; 1906, 126.  
 Nicaragua Canal—See Canal, Isthmian.  
 Nicholson, S. T., Sketch—1901, 245.  
 Nixon, George S., Sketch—1906, 298.  
 Nobel Prize Fund—1904, 108; 1905, 94; 1906, 194.  
 No Man's Land—1889, 184.  
 Norge, Wreck of the—1905, 124.  
 Northern Securities Company—1903, 63; 1904, 98; 1905, 144.  
 Norway—1902, 117; 1903, 167; 1904, 215; 1905, 113; 1906, 121.  
 Norway and Sweden—1906, 131.  
 Noted Men in Private Life—1902, 140.  
 Oats—See Agriculture, Statistics of.  
 Oats, Prices—In each volume from 1891.  
 Obituary—In each volume.  
 Observatories, Height of—1898, 245.  
 Ocean Waves, Height—1902, 186.  
 Occupation—1896, 39; 1904, 149, 383.  
 Odessa Riots—1906, 312.  
 Old Residents, Chicago—1905, 446; 1906, 427.  
 Oleomargarine—1891, 74; 1894, 143; 1899, 298; 1901, 238; 1902, 222; 1903, 288.  
 Olney, R., Sketch—1894, 57.  
 Olympian Games—1902, 304; 1904, 235; 1905, 225.  
 Olympian Records, Principal—1905, 227; 1906, 212.  
 Opera Houses, Capacities—1893, 114.  
 Orange River Colony—1906, 125.  
 Oregon, Cruise of the—1899, 115.  
 Original-Package Law—1891, 111.  
 Otis, E. S., Sketch—1899, 227.  
 Palma, T. E., Sketch—1903, 236.  
 Palmer, J. M., Sketch—1897, 156.  
 Panama Canal—See Cauai, Isthmian.  
 Panama Republic—1904, 264; 1905, 118.  
 Pan-American Congress—1891, 114; 1902, 342; 1903, 53.  
 Pan-American Exposition—1901, 281; 1902, 338.  
 Panics, Financial—1897, 143; 1902, 44.  
 Paper and Pulp Manufactures—1902, 330.  
 Paraguay, 1902, 122; 1903, 172; 1904, 219; 1905, 118; 1906, 126.  
 Paris Underground Wreck—1904, 112.  
 Parker, A. B., Gold Telegram—1905, 202.  
 Parker, Aiton B., Sketch—1905, 203.  
 Parker, E. W., Sketch—1903, 238.  
 Parks, Buildings in—1906, 434.  
 Parks in Chicago—1891, 338; 1902, 408; 1903, 396; 1904, 361, 358; 1905, 423; 1906, 433.  
 Parks in Cities—1896, 49; 1903, 103; 1904, 76.  
 Parks, National—1897, 133; 1904, 14; 1905, 15; 1906, 162.  
 Parochial Schools—1892, 96; 1893, 35.  
 Parsons, W. B., Sketch—1905, 205.  
 Patent Laws—1896, 226; 1902, 96; 1903, 128; 1904, 73; 1905, 54; 1906, 28.  
 Paterson, N. J., Fire in—1903, 181.  
 Patterson, Nan, Trial—1906, 162.  
 Patterson, T. M., Sketch—1902, 100.  
 Pattison, John M., Sketch—1906, 300.  
 Patton, Francis L., Sketch—1903, 235.  
 Patton, J., Jr., Sketch—1895, 105.  
 Paupers in Almshouses—1892, 100.  
 Payne, H. C., Sketch—1903, 235.  
 Peace Conference—1900, 101; 1905, 254; 1906, 346.  
 Peace of Europe—1899, 102.  
 Peak, J. L., Sketch—1896, 92.  
 Pearson, R., Sketch—1904, 206.  
 Pearsons, D. K., Gifts of—1902, 69.  
 Peck, George R., Sketch—1906, 300.  
 Peckham, R. W., Sketch—1897, 158.  
 Penrose, Boies, Sketch—1898, 209; 1904, 203.  
 Pension Statistics—In each volume from 1889.  
 Pensions, Old Age—1902, 91.  
 Pensions on Railroads—1903, 233.  
 Perdicaris, Ion, Case—1905, 257.  
 Perkins, B. W., Sketch—1893, 64.

## CONTENTS OF PREVIOUS VOLUMES.

491

- Perkins, G. C., Sketch—1896, 88; 1904, 203.  
 Perry, Isaac N., Trial—1906, 162.  
 Persia—1902, 121; 1903, 170; 1904, 218; 1905, 116; 1906, 124.  
 Peru—1902, 122; 1903, 172; 1904, 219; 1905, 118; 1906, 126.  
 Petroleum, Production—1900, 55; 1902, 79; 1903, 155; 1905, 43; 1906, 48.  
 Pettigrew, R. F., Sketch—1896, 91.  
 Pettus, E. W., Sketch—1897, 161; 1898, 207; 1904, 203.  
 Philippine Currency Law—1904, 156.  
 Philippine Islands—1899, 133-137; 1901, 260; 1902, 141; 1903, 157; 1904, 207; 1905, 148; 1906, 192.  
 Philippine Tariff—1902, 332.  
 Philippine War—1900, 218; 1901, 261, 301; 1902, 111, 141; 1903, 157; 1904, 53, 112; 1905, 73, 147; 1906, 75.  
 Phillips' May Corn Deal—1902, 424.  
 Photographs by Electricity—1887, 10.  
 Photophone, The—1887, 13.  
 Pig-iron Product—1891, 90; 1895, 172; 1901, 211; 1903, 58; 1904, 50.  
 Piles, S. H., Sketch—1906, 298.  
 Pioneers of Chicago—See Old Residents.  
 Plus Fund Arbitration—1903, 204.  
 Pius X, Elected Pope—1904, 69; Sketch, 1904, 206.  
 Platforms, National—See Conventions.  
 Platt, O. H., Sketch—1904, 203.  
 Platt, T. C., Sketch—1898, 209.  
 Playgrounds, Municipal—1905, 426; 1906, 435.  
 Poisons and Their Antidotes—1886, 80.  
 Poles, The Two Cold—1888, 11.  
 Police Chiefs, Chicago—1903, 416; 1904, 403; 1905, 417.  
 Police Department, Chicago—1902, 385; 1903, 414; 1904, 376; 1905, 389; 1906, 470.  
 Police Statistics, Chicago—1891, 344; 1892, 374; 1893, 402; 1894, 390; 1895, 416; 1896, 402; 1897, 458; 1898, 406; 1899, 470; 1900, 430; 1905, 380; 1906, 456.  
 Political Changes in Fifty Years—1891, 322.  
 Political Committees—In each volume.  
 Political Societies, Chicago—1902, 360; 1903, 422; 1904, 408; 1905, 421; 1906, 376.  
 Pope, Election of New—1904, 69.  
 Pope Leo XIII., Death of—1904, 112.  
 Popular Vote—In each volume.  
 Population, Chicago—In each volume.  
 Population, Cities—1891, 94; 1892, 87; 1894, 34; 1901, 137; 1902, 51, 59; 1903, 82; 1904, 65; 1905, 63, 65; 1906, 62.  
 Population, Density of—1893, 39; 1902, 48; 1903, 84; 1904, 68; 1905, 63; 1906, 62.  
 Population, Foreign-Born—1903, 78; 1904, 63.  
 Population, Foreign Countries—1892, 238; 1896, 62; 1897, 134; 1898, 134; 1900, 273; 1902, 113; 1903, 163; 1904, 211; 1905, 109; 1906, 117.  
 Population, Illinois—1892, 65; 1902, 46, 63; 1904, 348; 1905, 60; 1906, 54.  
 Population, Median Point of—1902, 48; 1903, 84; 1904, 65; 1905, 55; 1906, 54.  
 Population, United States—In each volume from 1891.  
 Population, World—1887, 8; 1892, 154; 1904, 68; 1905, 66; 1906, 53.  
 Pork, Prices of—In each volume from 1891.  
 Port Arthur, Siege of—1906, 303.  
 Porter, H., Sketch—1898, 203.  
 Porter, J. D., Sketch—1894, 59.  
 Porto Rico—1899, 127-131; 1900, 143-145; 1901, 254, 256; 1902, 146; 1904, 208; 1905, 148; 1906, 192.  
 Portsmouth, Peace of—1906, 304.  
 Portugal, 1903, 167; 1904, 215; 1905, 114; 1906, 121.  
 Postage, Rates of—In each volume from 1886.  
 Postal Currency—1897, 78; 1898, 174.  
 Postal Dates—1898, 146.  
 Postal Statistics—1902, 330; 1903, 260; 1904, 342; 1905, 428; 1906, 437.  
 Postmasters, Chicago—1902, 386; 1903, 406; 1904, 401; 1905, 419; 1906, 472.  
 Postmasters of Large Cities—1902, 216; 1903, 280; 1904, 165; 1905, 176; 1906, 344.  
 Postoffice, Chicago—1902, 400; 1903, 404; 1904, 390; 1905, 418; 1906, 425.  
 Postoffice Frauds—1904, 405.  
 Powell, W. F., Sketch—1898, 206.  
 Power-Transmitting, Long—1903, 428.  
 Powers, Caleb, Trial—1904, 245.  
 Precincts, Election, in Chicago—1904, 382; 1905, 417.  
 Presbyterians—See Religion, Statistics of.  
 Presidents and Cabinets, United States—1885, 29; 1886, 67; 1887, 72; 1888, 75; 1889, 95; 1895, 179; 1899, 311; 1900, 309; 1901, 170; 1903, 28; 1904, 20; 1905, 120; 1906, 24.  
 Presidents' Messages—See Messages to Congress.  
 Prices, Chicago Grain—In each volume from 1891.  
 Prices of Commodities—1903, 16; 1904, 51; 1905, 47, 50; 1906, 46.  
 Pritchard, J. C., Sketch—1896, 91.  
 Primary Law, Illinois—1906, 384.  
 Property, Valuation of, in United States—1893, 56.  
 Pullman Boycott—1895, 79.  
 Pulp Manufactures—1902, 330.  
 Pulse, Rate of—1886, 83.  
 Putnam, Herbert, Sketch—1900, 126.  
 Quarles, J. V., Sketch—1900, 129.  
 Quay, Senator, Case of—1901, 244.  
 Question, Eastern—1898, 249.  
 Quinby, W. E., Sketch—1894, 60.  
 Radium Described—1905, 145.  
 Railroad Mileage, World's—1902, 87.  
 Railroad Speed Records—1888, 123; 1903, 374; 1906, 50.  
 Railroad Statistics, United States—In each volume from 1891.  
 Railroad Wrecks—1902, 336; 1903, 283; 1904, 125, 244; 1905, 23, 256; 1906, 313, 320.  
 Railroads, Grants to—1898, 279.  
 Railroads in Illinois—1891, 122; 1906, 320.  
 Railroads, Introduction of—1887, 14.  
 Railways, Street—1891, 100; 1902, 222; 1903, 198; 1906, 348.  
 Rainfall in United States—1890, 51.  
 Ransom, M. W., Sketch—1896, 88.  
 Ransleur, L., Sketch—1901, 250.  
 Rawlins, J. L., Sketch—1898, 210.  
 Real-Estate Transfers, Chicago—1903, 430; 1904, 456; 1905, 456; 1906, 462.  
 Rebellion, Lives Lost in—1886, 10.  
 Rebellion (War of) Records—1902, 32.  
 Receipts, Government—See Expenditures and Receipts.  
 Reciprocity Treaties—1892, 130; 1902, 78; 1903, 23.  
 Reeve, F. X., Sketch—1894, 62.  
 Referendum—1885, 160.  
 Reformatories, Juvenile—1892, 101.  
 Registration of Titles—1892, 384.  
 Reid, W., Sketch—1903, 236; 1906, 298.  
 Reigns, Longest, in England—1902, 73.  
 Religions of the World—1905, 102.  
 Religion, Statistics of—1888, 127; 1890, 161; 1891, 301; 1892, 121; 1893, 85; 1895, 133; 1896, 98; 1897, 180; 1898, 281; 1899, 187; 1900, 155; 1901, 145; 1902, 150; 1903, 173; 1904, 137; 1905, 95; 1906, 81.  
 Rimmel, V., Sketch—1901, 244.  
 Remsen, Ira, Sketch—1902, 100.  
 Representation, Proportional—1895, 101; 1896, 134; 1899, 404.

- Republics, Smallest—1897, 177.  
 Revolution in Russia—1906, 309.  
 Rhodes, Cecil, Scholarships—1903, 98; 1904, 150.  
 Ricks, James B., Sketch—1902, 100.  
 Rlesco, Jerman; Sketch—1902, 100.  
 Rivers and Canals, Length of—1900, 140.  
 Rivers, The Longest—1885, 11; 1888, 17.  
 Roach, W. N., Sketch—1894, 63.  
 Roberts, B. H., Case of—1901, 125.  
 Rockefeller Gift to Education—1906, 215.  
 Rockefeller Institute—1902, 342.  
 Rockhill, W. W., Sketch—1898, 206; 1906, 299.  
 Roman Catholics—See Religion, Statistics of.  
 Roosevelt Against Third Term—1905, 202.  
 Roosevelt, Theodore, Sketch—1899, 229; 1901, 241; 1902, 100; 1905, 203.  
 Root, Elihu, Sketch—1900, 124; 1904, 205; 1906, 298.  
 Ross, J., Sketch—1900, 128.  
 Rostand, Edmond, Sketch—1902, 101.  
 Roumania—1902, 118; 1903, 168; 1904, 216; 1905, 114; 1906, 122.  
 Royalty, Cost of Maintaining—1902, 112.  
 Rubino, G., Trial of—1904, 245.  
 Rublee, W., Sketch—1903, 235.  
 Ruggles, Gen. G. D., Sketch—1895, 106.  
 Rulers, Foreign—1896, 62; 1897, 134; 1898, 134; 1900, 273; 1901, 190; 1902, 113.  
 Runyon, T., Sketch—1894, 64.  
 Russia—1902, 118; 1903, 168; 1904, 216; 1905, 114; 1906, 122.  
 Russia, Assassinations in—1905, 143; 1906, 312.  
 Russian Exile System Modified—1905, 187.  
 Russian Revolution—1906, 309.  
 Russian Throne, Heir Bern to—1905, 278.  
 Russian Treaty—1894, 70.  
 Russia's Asiatic Railways—1905, 16.  
 Russo-American Tariff Controversy—1902, 217.  
 Russo-Japanese War—1905, 279; 1906, 301.  
 Rye, Statistics—See Agriculture.  
 Saccharine—1887, 13.  
 St. Louis Fair—See Exposition, St. Louis.  
 St. Vincent Disaster—1903, 151.  
 Salaries, City Employes—1902, 387; 1903, 385; 1904, 377; 1905, 392; 1906, 399.  
 Salaries, Cook County—1902, 379; 1903, 377; 1904, 369; 1905, 383; 1906, 413.  
 Salaries of Judges—1904, 372.  
 Salaries, Large—1888, 15.  
 Salaries, Teachers', Chicago—1902, 399; 1903, 392; 1904, 387; 1905, 414; 1906, 420.  
 Salisbury, Lord, Death of—1904, 126.  
 Saloons, 1903, 105; 1904, 78; 1906, 69.  
 Salt Manufactures—1902, 332.  
 Salvador—1902, 122; 1904, 219; 1905, 119; 1906, 126.  
 Samoa—1900, 110, 113; 1901, 267.  
 Sampson, A. J., Sketch—1898, 205.  
 Sampson, W. T., Sketch—1899, 224.  
 Sanger, W. C., Sketch—1902, 101.  
 Sanitary District, Chicago—1891, 334; 1892, 336; 1893, 294; 1894, 388; 1895, 424; 1896, 382, 412; 1897, 411; 1898, 396; 1902, 386; 1903, 416; 1904, 361, 401; 1905, 416; 1906, 393, 460.  
 San Juan, Porto Rico—1899, 129.  
 Santiago, Capitulation of—1899, 118.  
 Sauto Domingo—1902, 122; 1903, 172; 1904, 219; 1905, 119; 1906, 127, 343.  
 Sargent, F. P., Sketch—1903, 238.  
 Sault Ste. Marie Canals—1904, 80.  
 Sawtelle, C. G., Sketch—1897, 161.  
 Schley, W. S., Sketch—1899, 224; Inquiry, 1902, 354.  
 Schroeder, S., Sketch—1901, 249.  
 School Age, Persons of—1893, 37; 1894, 217; 1902, 56; 1904, 61.  
 Schoolhouse vs. Saloon—1889, 178.  
 School Laws of Illinois and Wisconsin—1891, 66.  
 School Statistics—1891, 65; 1892, 58, 96; 1893, 35; 1894, 215; 1895, 364; 1896, 202; 1897, 49; 1898, 81; 1899, 57; 1900, 87; 1901, 141; 1902, 134; 1903, 107; 1904, 151; 1905, 170; 1906, 353.  
 Schools in Chicago—See Education, Board of.  
 Schools, Catholic, in Chicago—1904, 400.  
 Schwab, Charles M., Sketch—1902, 101.  
 Scott, N. B., Sketch—1900, 129.  
 Seal Fisheries Dispute—1892, 44; 1893, 65; 1894, 37.  
 Seaports, Great—1905, 144; 1906, 100.  
 Seats, Contested, in Congress—1901, 122.  
 Seay, A. J., Sketch—1892, 54.  
 Seigelorage Bill Veto—1895, 122.  
 Senatorial Districts, Illinois—1894, 177; 1902, 372; 1903, 372; 1904, 351, 418; 1905, 377; 1906, 369.  
 Servia—1902, 118; 1903, 168; 1904, 216; 1905, 114; 1906, 122.  
 Servia, Revolution in—1904, 216.  
 Sewall, Arthur, Sketch—1897, 154.  
 Sewall, H. M., Sketch—1893, 205.  
 Sex, Population by—1887, 16; 1893, 30; 1902, 53; 1901, 64; 1905, 58; 1906, 57.  
 Sexes, The—1890, 181.  
 Sexton, J. A., Sketch—1899, 226.  
 Seymour, J. S., Sketch—1894, 61.  
 Shaffer, W. R., Sketch—1899, 226.  
 Shaw, A. D., Sketch—1900, 130.  
 Shaw, L. M., Sketch—1903, 235.  
 Sheep, Per Square Mile—1893, 84.  
 Sherman Bill, Repeal of—1894, 87.  
 Sherman, John, Sketch—1898, 201.  
 Shipping of the World—1896, 51; 1904, 136.  
 Shipbuilding of the World—1892, 123.  
 Shipwrecks—1902, 335; 1904, 243; 1905, 90; 1906, 313.  
 Shiras, G., Sketch—1893, 63.  
 Shonts, T. P., Sketch—1906, 299.  
 Shorthand, Speed in—1906, 127.  
 Shoup, G. L., Sketch—1896, 88.  
 Siam—1902, 121; 1903, 170; 1904, 218; 1905, 116; 1906, 124.  
 Siam and France—1894, 68.  
 Siberian Railway—1902, 85.  
 Sight and Distance—1890, 181.  
 Sigsbee, C. D., Sketch—1899, 226.  
 Sill, J. M. B., Sketch—1895, 105.  
 Silver—See Gold and Silver.  
 Simmons, F. M., Sketch—1902, 101.  
 Simon, Joseph, Sketch—1899, 222.  
 Single Tunnel Completed—1906, 113.  
 Single-Tax League—1891, 184.  
 Smith, Charles E., Sketch—1899, 221.  
 Smith, H., Sketch—1894, 58.  
 Smith, J., Jr., Sketch—1894, 63.  
 Smoot, Reed, Sketch—1904, 205.  
 Snake Victims in India—1905, 250.  
 Snow Limit—1893, 377.  
 Societies, National—See Associations.  
 Societies, Patriotic—In each volume from 1889.  
 Societies, Secret—1903, 183; 1904, 117; 1905, 103; 1906, 101.  
 Soldiers in United States Wars—1904, 145.  
 South Carolina Exposition—1902, 338.  
 Southgate, J. H., Sketch—1897, 156.  
 Spain—1902, 117; 1903, 168; 1904, 216; 1905, 114; 1906, 122.  
 Spalding, J. L., Sketch—1903, 238.  
 Spanish-American War—1899, 107, 115, 120, 296; 1900, 106; 1901, 156; 1902, 111; 1906, 98.  
 Sparrows, Increase of—1887, 15.  
 Speakers of the House—1900, 309; 1901, 172, 1902, 72; 1903, 30; 1904, 22; 1905, 122.  
 Spellmeyer, H., Sketch—1905, 206.  
 Spirits, Materials Used in—1894, 201; 1896,

## CONTENTS OF PREVIOUS VOLUMES.

493

- 211; 1898, 54; 1899, 298; 1900, 97; 1901, 237; 1902, 221; 1906, 26.
- Spooner, J. C., Sketch—1898, 210; 1904, 205.
- Sporting Records—In each volume from 1890.
- Squiers, H. G., Sketch—1903, 235.
- Stanford University Gift—1902, 366.
- Stanley in Africa—1891, 318.
- Staples, Consumption of—1898, 111.
- Stars, Number of—1888, 12.
- State, Nicknames and Flowers—1904, 114; 1905, 44; 1906, 52.
- State Officers—See Election Returns in each volume.
- States, Area, Population, Governors, Capitols, etc.—In each volume from 1887.
- States, Names—1889, 180; 1896, 51; 1901, 282.
- States, New—1891, 112.
- States, Rank—1889, 20.
- Stations, Railroad, Chicago—1902, 402; 1903, 426; 1904, 382; 1905, 405; 1906, 416.
- Steamboating—Chronology—1888, 127; 1898, 66.
- Steamship Lines Merged—1903, 63.
- Steamships, Great Ocean—1902, 66; 1903, 93.
- Steel, Product—1891, 89; 1904, 50, 114; 1905, 38.
- Stevens, John F., Sketch—1906, 300.
- Stevenson, A. E., Sketch—1893, 61; 1901, 242.
- Stewart, T. J., Sketch—1903, 236.
- Stills, Illicit, Seized—1891, 109; 1900, 98.
- Stock Exchange, Chicago—1902, 400; 1904, 410; 1906, 468.
- Stock, Live, Inspection—1891, 121.
- Stocks, Panic In—1902, 44.
- Stone, Ellen M., Abduction of—1902, 422; 1903, 56.
- Storer, B., Sketch—1898, 206.
- Storms and Floods—1902, 336; 1903, 284; 1904, 244; 1905, 255; 1906, 313.
- Street-Railway Licenses—1903, 392.
- Street Railways—1891, 100; 1902, 222.
- Street Railways in Chicago—1905, 405; 1906, 387.
- Streets in Cities—1891, 99; 1906, 65.
- Strike, Anthracite Coal—1903, 191.
- Strike, Teamsters—1906, 351.
- Strikes—1889, 164; 1895, 77, 89; 1896, 198; 1898, 242; 1902, 337; 1903, 20, 99, 192; 1904, 55, 430; 1905, 257; 1906, 36.
- Suburbs of Chicago—1902, 418; 1903, 424; 1904, 422; 1905, 420; 1906, 436.
- Subsidies Paid by All Nations—1890, 45.
- Subsidy, Ship—1901, 301.
- Succession, Presidential—1894, 200.
- Suez Canal Statistics—1904, 15.
- Suffrage, Qualifications for—In each volume from 1889; 1906, 22.
- Sugar, Brussels, Conference—1902, 44.
- Sugar, Consumption—1892, 114; 1898, 99, 139; 1902, 43; 1905, 180; 1906, 85.
- Sugar Beets—1892, 114; 1898, 102.
- Sugar Bounty—1894, 203; 1895, 367.
- Sugar Statistics—1891, 64; 1892, 114; 1894, 202; 1900, 100; 1901, 200; 1902, 43; 1903, 69; 1904, 49, 372; 1906, 30.
- Suicide, Facts About—1888, 16.
- Sulu Treaty—1901, 261.
- Sun, Eclipse of—1905, 11.
- Sunday Schools—1894, 41; 1897, 183.
- Supreme Court, United States—In each volume.
- Supreme Court, Illinois—In each volume.
- Sutherland, George, Sketch—1906, 293.
- Swallow, S. C., Sketch—1905, 203.
- Swayne, Impeachment—1906, 350.
- Sweden—1902, 119; 1903, 168; 1904, 216; 1905, 115; 1906, 122.
- Sweden and Norway—1906, 131.
- Sweden, Famine In—1904, 122.
- Swensen, E. B., Sketch—1898, 206.
- Switzerland—1902, 119; 1903, 169; 1904, 217; 1905, 115; 1906, 123.
- Syrian Troubles—1904, 210.
- Taft, W. H., Sketch—1901, 247.
- Taggart Divorce Case—1906, 162.
- Taggart, Thomas, Sketch—1905, 204.
- Taliaferro, J. P., Sketch—1900, 126.
- Tariff, History of the—1891, 23.
- Tariff Legislation—1891, 26; 1895, 26.
- Tariff Question in England—1904, 245.
- Tariff Rates—1903, 59; 1904, 57; 1905, 36; 1906, 44.
- Tariff Revenues—1904, 102.
- Tariffs, Compared—1889, 15; 1894, 90; 1895, 28.
- Tariffs, Foreign—1892, 52.
- Taxation, Chicago—1902, 428; 1903, 414; 1904, 424; 1905, 421; 1906, 371.
- Taxation, Digest of—1894, 42.
- Taxes, Per Capita—1901, 136.
- Taxes, War Revenue—1899, 151.
- Taylor, H. A., Sketch—1900, 125.
- Taylor, H., Sketch—1894, 60.
- Tea, Consumption of—1891, 76; 1898, 51; 1903, 72; 1904, 44, 56; 1905, 52; 1906, 181.
- Tehuantepec Railway—1903, 148.
- Telegraph Rates from Chicago—1902, 412.
- Telegraph Statistics—1900, 151-154; 1903, 102; 1904, 136; 1905, 16; 1906, 352.
- Telegraphy, Wireless—1902, 366.
- Telephone Rates—1903, 61.
- Telephones of the World—1899, 84.
- Telescopes, American—1892, 39.
- Telescopes, Great—1900, 376.
- Teller, Henry M., Sketch—1904, 205.
- Terrill, A. W., Sketch—1894, 61.
- Territorial Growth of the United States—1901, 132; 1902, 31; 1903, 74; 1904, 35; 1906, 27.
- Texas, Annexation—1901, 133.
- Theaters, Capacity—1893, 114.
- Theaters and Halls, Chicago—1902, 402; 1903, 394; 1904, 400; 1905, 416; 1906, 454.
- Thermometers Compared—1902, 74; 1903, 12; 1904, 15; 1905, 28; 1906, 15.
- Thompson, T. L., Sketch—1894, 61.
- Thurston, J. M., Sketch—1896, 90.
- Tibbles, T. H., Sketch—1905, 203.
- Tibet, British In—1905, 282.
- Tiger Victims in India—1905, 250.
- Tillman, J. H., Trial of—1904, 245.
- Timber Supply—1898, 197.
- Time, Difference In—1902, 69; 1903, 21; 1904, 103; 1905, 108; 1906, 132.
- Time, Foreign Standards of—1905, 15; 1906, 12.
- Time, Mean Local—1906, 343.
- Time, Measurement of—1890, 188.
- Time, Standard, to Obtain—1890, 179; 1891, 320; 1892, 354; 1893, 380; 1894, 211; 1895, 247; 1896, 250; 1897, 269; 1898, 162; 1900, 250.
- Time Without a Watch—1894, 212.
- Titled American Women—1896, 239.
- Titles, Official—1895, 225.
- Tobacco Statistics—See Agriculture.
- Tobacco Used—1900, 99; 1901, 238.
- Togo, Admiral, Sketch—1906, 300.
- Tornadoes, Destructive—1891, 321.
- Toronto (Ont.) Fire—1905, 144.
- Torrance, Ell, Sketch—1902, 101.
- Torrens Title System—1896, 82; 1904, 363.
- Tower, C., Sketch—1898, 205; 1904, 204.
- Townsend, L., Sketch—1898, 206.
- Track Elevation—1904, 375; 1905, 460; 1906, 462.
- Tracy, Harry, Bandit—1903, 380.
- Trade, Balance of—1895, 242; 1896, 193; 1899, 232; 1900, 46; 1901, 27; 1902, 18.
- Trade-Marks—1896, 226; 1906, 106.
- Train Robberies—1903, 172.
- Trains in Chicago, One Day's—1902, 408; 1903, 406; 1904, 397; 1905, 405; 1906, 472.

- Trans-Mississippi Exposition—1897, 259; 1898, 240.
- Transvaal Colony—1906, 125.
- Travel, Foreign—1896, 134.
- Travelers, Hints for—1887, 18.
- Treaty, Anglo-French—1905, 176.
- Tree, How to Measure a—1888, 14.
- Trials, Noted—1902, 107; 1903, 156; 1904, 245; 1905, 200; 1906, 162.
- Tripp, B., Sketch—1894, 60.
- Troops, Calls for—1899, 121.
- Trust, Beef—1903, 210; 1904, 95.
- Trust Laws—1891, 111; 1901, 121; 1903, 150; 1904, 96; 1906, 129.
- Trusts, American—1899, 91; 1900, 65; 1902, 130; 1903, 62; 1904, 85 (complete list); 1905, 262.
- Trusts, Illinois Law Against—1903, 150; 1904, 353.
- Tunis—1902, 121; 1903, 170; 1904, 219; 1905, 117; 1906, 125.
- Tunnels, Chicago River—1903, 406; 1904, 401; 1905, 458; 1906, 426.
- Tunnels, Great Railway—1903, 172.
- Turkey—1902, 119; 1903, 169; 1904, 217; 1905, 116; 1906, 123.
- Turkey and Armenia—1897, 130.
- Turkey, Greece and Crete—1898, 249.
- Turner, G., Sketch—1898, 210; 1904, 205.
- Tutulla—1901, 135, 268; 1902, 143; 1903, 160; 1904, 205; 1905, 149; 1906, 193.
- Uganda Railway Completed—1903, 31.
- Underground Roads—1903, 141.
- Unexplored Globe—1896, 75.
- Unitarians—See Religion, Statistics of.
- United States—See States, Population, Courts, etc.
- United States Government (Officials, Departments, Salaries, etc.)—In each volume from 1891.
- United States, Status of, in World—1902, 45.
- United States Steel Corporation—1902, 130; 1903, 64; 1904, 95; 1905, 262.
- United States, Progress of—1902, 32; 1903, 18; 1904, 125; 1905, 27; 1906, 34.
- Universities—See Colleges and Universities.
- University of Chicago, Gifts to—1896, 414.
- University Extension—1897, 141.
- Urban Population—1893, 29; 1901, 135; 1902, 49; 1903, 78; 1904, 68; 1905, 63; 1906, 62.
- Uruguay—1902, 122; 1903, 172; 1904, 219; 1905, 118; 1906, 126.
- Van Dyke, H., Sketch—1903, 237.
- Venezuela—1904, 219; 1905, 118; 1906, 126.
- Venezuela and Colombia—1902, 218.
- Venezuela and Great Britain—1896, 86; 1897, 127; 1898, 253.
- Venezuela, Blockade of—1903, 433; 1904, 219; 1905, 16.
- Venezuelan Asphalt Dispute—1906, 149.
- Vessels Built in the World—1891, 25.
- Vessels, Largest Sailing—1903, 74.
- Vetoes by Presidents—1901, 105.
- Viaducts, Great—1903, 193.
- Vice-Presidents—See Presidents.
- Victor (Col.) Dynamite Outrage—1905, 262.
- Victoria, Death of—1902, 186.
- Vineyards, Area—1892, 102.
- Vital Statistics—See Deaths and Death Rate.
- Vogue, Marquis de, Sketch—1902, 101.
- Von Plehva, Assassination—1905, 257; 1906, 309.
- Vote, Electoral—See Electoral Vote.
- Vote, Presidential—In each volume from 1888.
- Voting Age, Males of—1893, 33; 1902, 55; 1904, 61; 1905, 62; 1906, 61.
- Voting-Machine Law—1904, 357.
- Voting, Qualifications for—In each volume from 1883.
- Voting System, Australian—1890, 159.
- Wade, J. F., Sketch—1899, 227.
- Wages and Cost of Living—1905, 50; 1906, 76.
- Wages in Europe and America—1891, 125; 1905, 49.
- Wages in Foreign Countries—1896, 44.
- Wages on Farms—1902, 44.
- Wages Lost in Strikes—1896, 201.
- Wake Island, Taking of—1901, 135.
- Walker, Asa, Sketch—1899, 223.
- Walker, I. N., Sketch—1896, 92.
- Walker, J. G., Sketch—1905, 206.
- Wallace, J. F., Sketch—1905, 205; 1906, 300.
- Waller Case—1896, 220; 1897, 113.
- Walsh, Patrick, Sketch—1895, 106.
- War and Education, Cost of—1895, 366.
- War Budgets of the World—1899, 150.
- War Department—In each volume.
- War, Survivors of Civil—1904, 22; 1905, 122.
- Ward Boundaries of Chicago—1902, 394; 1903, 398; 1904, 412, 414; 1905, 400; 1906, 438.
- Ware, Eugene, Sketch—1903, 235.
- Warne, F. W., Sketch—1901, 250.
- Warner, Vespasian, Sketch—1906, 299.
- Warner, William, Sketch—1905, 298.
- Warren, F. E., Sketch—1896, 92.
- Wars, Chronology of Recent—1902, 111; 1904, 112; 1905, 73; 1906, 75.
- Wars, Cost of Modern—1902, 91.
- Wars, United States—1895, 182; 1899, 183; 1900, 264.
- Watch as a Compass—1892, 51.
- Water, Tests for Pure—1887, 17.
- Waterbury (Conn.) Fire—1903, 198.
- Waterways, Deep—1898, 236.
- Waterworks, Chicago—1902, 410; 1906, 434.
- Watkins, T. H., Sketch—1903, 238.
- Watson, J. C., Sketch—1899, 22a; 1903, 236.
- Watson, T. E., Sketch—1897, 154; 1905, 203.
- Waves, Height of Ocean—1902, 186.
- Wealth and Debts of Nations—1894, 101; 1904, 220; 1905, 88; 1906, 88.
- Wealth, Increase of—1890, 160.
- Wealth of United States—1897, 59.
- Wealthiest Men and Women—1903, 182.
- Weather Forecasts and Signals—1888, 123; 1892, 63; 1902, 74; 1903, 12; 1904, 15; 1905, 28; 1906, 15. (See also Climate.)
- Weather, Hot (in 1901)—1902, 112.
- Weaver, J. B., Letter—1893, 165.
- Weaver, J. B., Sketch—1893, 61.
- Weber-Kanter-Loveless Case—1902, 107.
- Webster, R. E., Sketch—1904, 205.
- Wedding Anniversaries—1888, 74; 1904, 110; 1905, 28; 1906, 15.
- Week, Days of—1888, 16.
- Weights and Measures, United States—1892, 40, 115; 1896, 52; 1898, 120; 1902, 75; 1903, 13; 1904, 16; 1905, 22; 1906, 18.
- Weights, Healthy—1902, 67; 1903, 15.
- Weissert, A. G., Sketch—1893, 64.
- Wellington, G. L., Sketch—1897, 160.
- Wells, H. M., Sketch—1896, 93.
- West Point Academy—See Military Acad.
- Wheat, Prices of—In each volume from 1891.
- Wheat Statistics—See Agriculture.
- Wheeler, Joseph, Sketch—1899, 227.
- White, A. D., Sketch—1893, 63; 1897, 158.
- White, E. D., Sketch—1895, 106.
- White, Henry, Sketch—1906, 299.
- White, S. M., Sketch—1894, 63.
- Wildes, Frank, Sketch—1899, 223.
- Wilkin, Jacob W., Sketch—1902, 102.
- Willard Statue—1904, 363.
- Willis, A. S., Sketch—1894, 60.
- Wilson and Cleveland—1895, 125.
- Wilson Bill, The—1894, 90.
- Wilson, H. L., Sketch—1898, 206.
- Wilson, J., Sketch—1898, 202.



## CONTENTS OF PREVIOUS VOLUMES.

495

- Wilson, J. H., Sketch—1899, 227; 1903, 236.  
 Wilson, J. L., Sketch—1896, 91.  
 Wilson, Luther B., Sketch—1905, 206.  
 Wilson, Woodrow, Sketch—1903, 237.  
 Wilson, W. L., Sketch—1896, 87.  
 Wind Pressures—1899, 102.  
 Wine, Dealers in—1891, 75.  
 Wine Production—1899, 101; 1901, 240; 1902, 43; 1905, 52.  
 Wines, Aging of—1887, 13.  
 Wines, Consumption—1895, 67; 1898, 51; 1906, 85, 349.  
 Wines, F. H., Sketch—1900, 126.  
 Witte, Serge, Sketch—1906, 300.  
 Woman, Proper Weight of a—1890, 89; 1902, 67.  
 Woman Suffrage, Vote on—1896, 286.  
 Women, Associations of—1902, 340; 1904, 222.  
 Women, Occupations of—1904, 150.  
 Women, Titled American—1896, 239.  
 Wonders, American—1893, 190.  
 Wood, E. P., Sketch—1899, 223.  
 Woodford, S. L., Sketch—1898, 204.  
 Woods, Weight of—1902, 86.  
 Wood, Statistics of—1891, 60; 1894, 332; 1895, 260; 1896, 56; 1897, 47; 1898, 98; 1902, 133; 1904, 44; 1905, 42; 1906, 174.  
 Woolley, J. G., Sketch—1901, 243.  
 World, Population, etc.—See Earth and Population.
- Worcester, D. C., Sketch—1901, 248.  
 World's Columbian Exposition—1891, 77; Act Incorporating, 77-79; Commissioners and Alternates, 79-80; Directory of, 79; Officers of, 79; Committees of, 80-82; The Local Directory, 82; Committees of, 82; Officers of, 82; Lady Managers of, 83; Chicago Lady Managers of, 84; Contesting Location of, 79; Stockholders of, 85-88; 1892, 202; 1893, 197-233; Attendance at, 1894, 186; Chronology of, 1894, 190; Cost of, 1894, 188; Special Days at, 1894, 187.  
 World's Fair, St. Louis—See Exposition.  
 World's Fairs, Previous—1891, 89.  
 Wrecks, Marine—1903, 282; 1904, 83; 1906, 352.  
 Wrecks, Railroad—1903, 283; 1904, 244; 1906, 313.  
 Wrecks, Statistics of—1903, 61; 1906, 313.  
 Wright, Carroll D., Sketch—1903, 238.  
 Wright, L. E., Sketch—1901, 248; 1904, 204.  
 Wyeth, John A., Sketch—1901, 101.  
 Wynne, R. J., Sketch—1905, 204.  
 Yale Bicentennial—1902, 342.  
 Yellow Fever—1906, 348.  
 Yeomans, J. D., Sketch—1895, 107.  
 Young, J. R., Sketch—1898, 210.  
 Young, P. M. B., Sketch—1894, 69.  
 Young, S. B. M., Sketch—1899, 229.  
 Zionist Movement—1902, 156.

**I**f you should find it necessary or desirable to communicate with a large number of persons—say 1,000,000—in the shortest possible space of time, how would you do it? Three hundred thousand postal cards sent to home addresses probably would be read by 1,000,000 persons. The names for these postal cards could be selected from the city directory, but you would meet a big obstacle in writing 300,000 addresses. The work would require 300 persons one day, 100 persons three days or, if you wanted to do it yourself, it would take you about a year. The cost of this large number of postal cards, including printing and addressing, would be over \$3,500. This method is not likely to become very popular.

There is another way to send a message to 1,000,000 persons residing in or near Chicago. It is so much better and so inexpensive that to tens of thousands of Daily News readers it has become as necessary as the street car or telephone. Here it is:


The Chicago Daily News is purchased every day by more than 300,000 persons living in or near Chicago. During the first eleven months of 1906 the number of papers sold each day averaged 318,611. Figuring on the same basis as with the postal cards—an average of three and a half readers to each paper—the result is 1,115,138 readers. You can place a twelve-word message in the hands of each of these 1,115,138 readers of The Daily News for forty cents. A lower rate could be secured by using a Daily News coupon book, and the advertiser who wants to place a message in the hands of these one million and more readers of The Daily News every day of the year can do it for a minimum cost of less than one hundred dollars. On this basis you could bring your regular business or special wants to the attention of more than 1,000,000 persons every day for 35 years by using Daily News "want ads" for the cost of reaching a smaller number of persons once by mail.

Daily News "want ads" have been the foundation of fortunes to advertisers who have used them continuously. It is a well-known fact that for years many Chicago men and women have made a good living solely from the returns they receive from the regular use of Daily News "want ads." For transient and emergency wants of business and the home, such as employing help, securing situations, buying, selling, exchanging, renting, finding lost articles, etc., Daily News "want ads" have no equal. The Daily News, 123 Fifth-av., Chicago. Phone Central 488.

# R. HOE & CO.'S

IMPROVED TWO-ROLL TWO-PLATE-WIDE  
NEWSPAPER PERFECTING PRESS

With Patented Rotary Folder



Capacity Per Hour { 20,000 4, 6 or 8 Pages  
10,000 10, 12 or 16 Pages

ALL THE PAGES INSET, PASTED IF DESIRED, AND THE  
PAPERS DELIVERED, FOLDED AND COUNTED.

Embodies all our latest patented improvements and is most economical to run, both in the stereotyping department and in the pressroom; 12 and 16 page papers are produced from a single set of plates, and 10-page papers from 12 plates; 8-page papers can also be run from 8 plates at the rate of 10,000 copies per hour

## R. HOE & CO.

504-520 Grand-st., - - - New York

ALSO

192 Devonshire-st., Boston, Mass. 143 Dearborn-st., Chicago, Ill.  
Borough Road, London, S. E., England.

Saloon  
1908

455

7,120 1908



# THE CORN EXCHANGE NATIONAL BANK

OF CHICAGO

---

Capital . . . . .	\$3,000,000
Surplus . . . . .	\$3,000,000
Undivided Profits . . . . .	\$1,000,000

---

## OFFICERS

ERNEST A. HAMILL, President  
CHARLES L. HUTCHINSON, Vice-President  
CHAUNCEY J. BLAIR, Vice-President  
D. A. MOULTON, Vice-President  
JOHN C. NEELY, Secretary  
FRANK W. SMITH, Cashier  
B. C. SAMMONS, Assistant Cashier  
J. EDWARD MAASS, Assistant Cashier

---

## DIRECTORS


CHARLES H. WACKER	JOHN H. DWIGHT
MARTIN A. RYERSON	ISAAC G. LOMBARD
CHAUNCEY J. BLAIR	WATSON F. BLAIR
EDWARD B. BUTLER	EDWIN G. FOREMAN
CHARLES H. HULBURN	CHARLES L. HUTCHINSON
CLARENCE BUCKINGHAM	EDWARD A. SHEDD
JOHN C. WELLING	FREDERICK W. CROSBY
ERNEST A. HAMILL	

UNIVERSITY OF ILLINOIS-URBANA

310014

C001

CHICAGO DAILY NEWS NATIONAL ALMANAC CHGO  
1907



3 0112 025282176

1857

Final Edition

# The Merchants- Loan and Trust Company-Bank

100 West Madison Street

Capital and Surplus \$1,000,000  
Reserve Fund \$500,000  
Total Assets \$1,500,000

Deposits of all kinds  
Savings accounts  
Loans on real estate  
Trust administration  
Exchange on all cities  
Interest on all deposits